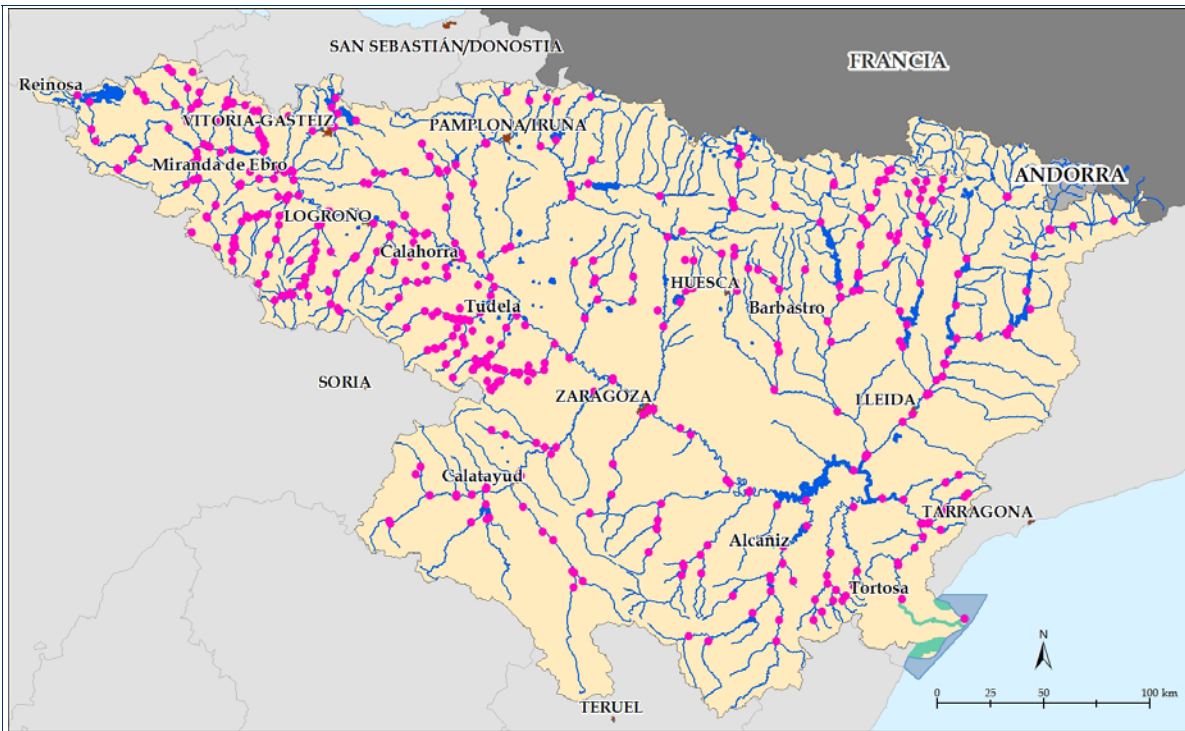


**APÉNDICE III. SERIES DE APORTACIONES
ESTIMADAS EN RÉGIMEN NATURAL EN LOS
PUNTOS DEFINIDOS**

En las siguientes Figura y Tabla se muestra la información de los puntos característicos de medición de volúmenes para la configuración de las series utilizadas en los modelos de la demarcación.



Puntos de aportación incluidos en los modelos de simulación

Puntos de aportación incluidos en los modelos de simulación			
Cuenca / Modelo	Código_Des	X_UTM	Y_UTM
Aguas Vivas	101. Embalse de Moneva	681981,63	4561427,80
Aguas Vivas	103. Río Aguas Vivas aguas arriba de río Moyuela	681679,44	4557178,18
Aguas Vivas	104. Río Aguas Vivas bajo	715800,85	4578687,41
Aguas Vivas	105. Río Aguas Vivas alto (en Blesa)	677503,66	4546299,02
Aguas Vivas	110. Río Moyuela	681296,77	4557997,41
Aguas Vivas	116. Río Camaras	683459,61	4569156,60
Alhama	204. Embalse de Hospinete	593385,88	4655204,40
Alhama	205. Acuífero de Valdegutur	590190,74	4647491,64
Alhama	208. Embalse de Valdeprado	577401,89	4642072,76
Alhama	209. Embalse de San Pedro Manrique	572312,18	4659880,14
Alhama	210. Embalse de Barrelos	590918,29	4644285,69
Alhama	214. Río Alhama bajo, retornos	604788,93	4671513,61
Alhama	215. Río Alhama alto (aguas arriba der río Valdeprado)	573710,31	4641359,28
Alhama	216. Río Valdeprado	576762,14	4642278,20
Alhama	218. Barranco Calera	580894,35	4643403,10
Alhama	220. Río Alhama, en término municipal de Aguilar del Río Alhama	585304,69	4648102,94
Alhama	221. Río Alhama, en término municipal de Cervera de río Alhama	587478,78	4651871,56
Alhama	222. Río Alhama aguas arriba de río Linares	589285,68	4655394,94
Alhama	223. Río Linares aguas abajo de río Ventosa	563791,96	4652105,03
Alhama	225. Barranco Regajo (Cornago)	575775,86	4657936,71
Alhama	226. Río Linares aguas abajo de barranco Regajo	578166,72	4659488,81
Alhama	227. Embalse de Regajo	582391,88	4657472,55
Alhama	228. Río Linares, en término municipal de Igea	584960,00	4656630,28
Alhama	230. Barranco Cañejada	586781,69	4655943,23
Alhama	231. Río Linares bajo	588667,18	4656126,23
Alhama	232. Río Manzano	582260,75	4634813,06

Puntos de aportación incluidos en los modelos de simulación			
Cuenca / Modelo	Código_Des	X_UTM	Y_UTM
Alhama	233. Río Añamaza (aguas abajo de toma trasvase)	587585,00	4639991,00
Alhama	236. Río Añamaza bajo	590998,00	4655997,58
Alhama	238. Arroyo de Valverde	594831,42	4650820,62
Alhama	250. Río Alhama, en término municipal de Cientruénigo	598214,71	4659097,81
Alhama	251. Río Alhama, en término municipal de Corella	603212,46	4667202,56
Alhama	253. Barranco Cantares en Gravalos	588898,17	4661389,92
Alhama	254. Barranco Cantares bajo	597299,93	4671988,16
Arbas	401. Embalse de Biota	651635,25	4683810,88
Arbas	402. Embalse de Luna	670183,10	4676000,63
Arbas	403. Embalse de San Bartolomé	652578,06	4675243,50
Arbas	404. Río Arba de Luesia: las Vegas y Egea II	651939,23	4673571,07
Arbas	406. Río Arba de Biel: las Vegas y Ejea I	669905,62	4665002,70
Arbas	407. Río Arba de Luesia: las Vegas y Ejea III	653375,72	4665317,16
Arbas	408. Río Arba de Riguel alto	642664,00	4682548,00
Arbas	410. Río Arba de Luesia aguas abajo de río Arba de Riguel	647668,25	4656750,51
Arbas	412. Río Arba de Luesia bajo en Tauste	640345,85	4637885,06
Zadorra, Bayas e Inglares	501. Embalse de Albiña	530292,50	4760304,00
Zadorra, Bayas e Inglares	502. Embalse de Ullivarri	531398,00	4753098,00
Zadorra, Bayas e Inglares	503. Río Zayas	519375,42	4744739,69
Zadorra, Bayas e Inglares	507. Río Ayuda	510011,32	4725616,16
Zadorra, Bayas e Inglares	508. Río Inglares	510294,21	4721724,20
Zadorra, Bayas e Inglares	510. Río Zadorra alto (aguas arriba del embalse de Ullivarri)	539799,99	4749632,90
Zadorra, Bayas e Inglares	515. Río Alegría	529486,32	4746855,58
Zadorra, Bayas e Inglares	522. Río Zadorra aguas arriba de río Ayuda	509607,03	4726305,55
Zadorra, Bayas e Inglares	533. Río Bayas aguas abajo de río Vadillo	508116,40	4751895,13
Zadorra, Bayas e Inglares	534. Río Bayas bajo	506104,73	4725247,89
Zadorra, Bayas e Inglares	561. Embalse de Urrúnaga	528205,00	4756206,00
Cidacos	702. Embalse de Enciso	559887,51	4666309,29
Cidacos	703. Río Cidacos, en EA nº44	555320,00	4661829,00
Cidacos	704. Río Cidacos, en el azud de Arnedillo	563388,00	4674043,00
Cidacos	706. Río Cidacos, en toma del canal del Pantano	573342,82	4674463,95
Cidacos	707. Barranco Valdemurillo	568773,22	4673337,63
Cidacos	708. Barranco Panizares	572639,06	4681503,00
Cidacos	709. Río Cidacos, en toma de acequia de Espartal	582800,72	4676504,86
Cidacos	710. Río Cidacos, en azud de Molinos	582191,52	4680406,17
Cidacos	711. Río Cidacos en Calahorra	588822,50	4685121,29
Ciurana	801. Embalse de Ciurana	827940,13	4574003,00
Ciurana	802. Embalse de Guiamets	815086,25	4556720,00
Ciurana	803. Embalse de Margalef	817364,77	4579081,51
Ciurana	806. Río Ciurana (toma trasvase Ciurana-Ruidecañas)	826204,25	4572299,50
Ciurana	809. Río Ciurana aguas arriba río Cortiella	817871,85	4567202,26
Ciurana	810. Río Cortiella	818808,57	4567215,54
Ciurana	813. Río Montsant	814352,88	4565164,31
Ciurana	814. Río Ciurana aguas abajo río Cortiella	815318,85	4564753,17
Ciurana	816. Río Ciurana entre río Asmat y río Montsant	809800,31	4560600,93
Ciurana	818. Río Asmat	809211,07	4559872,57
Ciurana	820. Río Ciurana bajo	806714,12	4559908,94
Ciurana	822. Río Montsant alto	823478,29	4582736,28
Ebro alto y medio y Aragón	901. Embalse de Ebro	414294,90	4758204,74
Ebro alto y medio y Aragón	902. Embalse de Remolinos	451603,02	4745971,58
Ebro alto y medio y Aragón	903. Embalse de Bárcena (vertido nudo 25 de Cerneja)	453455,50	4772494,67
Ebro alto y medio y Aragón	904. Embalse de Yesa	649104,06	4719975,50
Ebro alto y medio y Aragón	905. Embalse de Arraiz	610809,58	4763389,37
Ebro alto y medio y Aragón	906. Embalse de Salazar (Embalse de Aspurz)	650702,00	4730926,00
Ebro alto y medio y Aragón	907. Embalse de Irabia	650303,25	4760909,04
Ebro alto y medio y Aragón	908. Embalse de Itoiz	634079,75	4740429,00
Ebro alto y medio y Aragón	909. Embalse de Arizarte	629638,55	4760575,92
Ebro alto y medio y Aragón	910. Embalse de Eugui	621287,00	4758892,00
Ebro alto y medio y Aragón	9100. Río Oroncillo en toma del canal de Miranda	501229,70	4722211,47
Ebro alto y medio y Aragón	9103. Embalse de Angosto	493993,55	4744721,70

Puntos de aportación incluidos en los modelos de simulación

Cuenca / Modelo	Código_Des	X_UTM	Y_UTM
Ebro alto y medio y Aragón	9104. Río Omecillo aguas abajo de arroyo Barrio	496192,56	4740827,77
Ebro alto y medio y Aragón	9105. Embalse de Bergueda	496727,35	4738418,76
Ebro alto y medio y Aragón	9106. Arroyo Valladares (Embalse de Valladares)	493906,79	4754346,46
Ebro alto y medio y Aragón	9107. Arroyo Humecillo	491765,13	4754372,58
Ebro alto y medio y Aragón	9109. Río Omecillo aguas arriba de río Humedo	494293,52	4742896,45
Ebro alto y medio y Aragón	9110. Río Humedo bajo	494606,72	4743115,92
Ebro alto y medio y Aragón	9111. A.Barrio	495293,28	4741299,52
Ebro alto y medio y Aragón	9112. A.Omecillo	497217,70	4738211,66
Ebro alto y medio y Aragón	9113. Río Omecillo bajo	496195,80	4735320,97
Ebro alto y medio y Aragón	9118. Río Jerea aguas arriba de río Nabon	479482,19	4759286,80
Ebro alto y medio y Aragón	9119. Embalse de San Llorente (Río Nabón)	480236,34	4757825,31
Ebro alto y medio y Aragón	912. Río Urrobi, azud Espinal	634327,82	4758762,68
Ebro alto y medio y Aragón	9120. Embalse de Villaluenga (Río Jerea)	478406,67	4756405,10
Ebro alto y medio y Aragón	9121. Embalse de Criales (Río Jerea)	474193,01	4749501,64
Ebro alto y medio y Aragón	9122. Río Nabón aguas abajo de Arroyo Horcón	487781,13	4756976,33
Ebro alto y medio y Aragón	9123. Arroyo de la Llosa	481892,36	4757881,05
Ebro alto y medio y Aragón	9124. Río Jerea aguas abajo de río Nabrón	479291,80	4757214,39
Ebro alto y medio y Aragón	9126. Río Jerea bajo	470500,80	4737505,55
Ebro alto y medio y Aragón	9127. Río Nela alto (aguas arriba de río Torriente)	436706,19	4763718,81
Ebro alto y medio y Aragón	9128. Río Engaña	439625,12	4761802,88
Ebro alto y medio y Aragón	9129. Río Nela aguas abajo de arroyo Saúl	440824,67	4759155,26
Ebro alto y medio y Aragón	913. Embalse de Alloz	586751,50	4728942,00
Ebro alto y medio y Aragón	9130. Río Nela aguas abajo de Villarcayo	454800,66	4757005,75
Ebro alto y medio y Aragón	9131. Río Trema bajo	454612,58	4757630,59
Ebro alto y medio y Aragón	9133. Río Nela aguas arriba de río Trueba	460458,29	4748990,62
Ebro alto y medio y Aragón	9134. Río Trueba aguas arriba de embalse de Bárcena	451312,33	4774604,48
Ebro alto y medio y Aragón	9135. Río Cerneja: toma del trasvase	462994,00	4772711,62
Ebro alto y medio y Aragón	9136. Río Cerneja	460697,65	4764881,13
Ebro alto y medio y Aragón	9138. Río Pucheruela bajo	465729,55	4757993,32
Ebro alto y medio y Aragón	9139. Río Salón alto	466167,93	4763119,22
Ebro alto y medio y Aragón	914. Río Arga aguas abajo de río Araquil	601335,13	4738889,91
Ebro alto y medio y Aragón	9140. Río Salón aguas abajo de río Pucheruela	464729,23	4757616,60
Ebro alto y medio y Aragón	9141. Río Salón bajo	462176,83	4755299,25
Ebro alto y medio y Aragón	9143. Río Polla	415156,20	4745345,59
Ebro alto y medio y Aragón	9144. Río Hijedo	417294,45	4740204,80
Ebro alto y medio y Aragón	9145. Río Molinar	476181,83	4734496,91
Ebro alto y medio y Aragón	9146. Río Purón	481372,93	4736298,24
Ebro alto y medio y Aragón	9147. Río Trueba bajo	460672,20	4749283,52
Ebro alto y medio y Aragón	915. Río Arga medio-bajo (aguas arriba de río Aragon)	598599,56	4686338,35
Ebro alto y medio y Aragón	9159. Río Ebro aguas arriba de río Najerilla	526487,35	4706811,06
Ebro alto y medio y Aragón	916. Río Aragón bajo	603094,15	4675728,14
Ebro alto y medio y Aragón	9161. Oroncillo Bajo	502398,37	4726501,38
Ebro alto y medio y Aragón	917. Río Aragón aguas arriba del río Subordan	682797,51	4714105,30
Ebro alto y medio y Aragón	918. Río Aragón aguas abajo de río Irati	641486,77	4717002,64
Ebro alto y medio y Aragón	932. Río Ebro aguas arriba del Embalse de Ebro	408771,05	4761773,34
Ebro alto y medio y Aragón	934. Río Araquil	600704,54	4739274,36
Ebro alto y medio y Aragón	935. Río Erro	626685,24	4737692,12
Ebro alto y medio y Aragón	936. Río Irati aguas abajo de río Salazar	640882,72	4719847,43
Ebro alto y medio y Aragón	937. Río Nela bajo	468085,26	4738698,92
Ebro alto y medio y Aragón	938. Río Aragón aguas abajo de río Zidacos	610001,98	4688820,98
Ebro alto y medio y Aragón	939. Río Ebro aguas abajo de río Oca, río Nela y río Jerea	471021,61	4737320,24
Ebro alto y medio y Aragón	940. Río Ebro aguas abajo de río Najerilla	527398,71	4706693,27
Ebro alto y medio y Aragón	941. Río Ebro toma Canal de Lodosa	573698,88	4696704,20
Ebro alto y medio y Aragón	942. Río Arga aguas abajo de río Salado	594896,76	4720183,71
Ebro alto y medio y Aragón	943. Embalse de Pignatelli (río Ebro aguas abajo de río Queiles)	619613,00	4653288,00
Ebro alto y medio y Aragón	948. Río Ebro aguas arriba de río Jalón	660780,04	4628284,58
Ebro alto y medio y Aragón	949. Río Ebro aguas abajo del río Huerva	678497,70	4613505,82
Ebro alto y medio y Aragón	950. Río Ebro aguas arriba de río Leza	566780,37	4696800,32
Ebro alto y medio y Aragón	951. Río Ebro aguas abajo del río Cidacos	590184,20	4684907,99
Ebro alto y medio y Aragón	958. Río Zidacos	612491,70	4690241,63

Puntos de aportación incluidos en los modelos de simulación			
Cuenca / Modelo	Código_Des	X_UTM	Y_UTM
Ebro alto y medio y Aragón	961. Río Linares aguas arriba de río Odrón	562764,70	4704705,87
Ebro alto y medio y Aragón	962. Río Odrón	562997,32	4705241,63
Ebro alto y medio y Aragón	964. Río Linares bajo	567637,88	4696337,67
Ebro alto y medio y Aragón	967. Río Onsella	641323,82	4713799,08
Ebro alto y medio y Aragón	970. Río Rudrón aguas abajo del arroyo de Valdeajos	427596,93	4726829,50
Ebro alto y medio y Aragón	971. Río San Anton	428215,81	4726486,23
Ebro alto y medio y Aragón	973. Río Rudrón	434398,26	4731498,35
Ebro alto y medio y Aragón	975. Río Moradillo bajo	434817,08	4731597,72
Ebro alto y medio y Aragón	977. Río Rudrón bajo	437311,00	4736260,00
Ebro alto y medio y Aragón	979. Embalse de Fuente Jimeno	463207,09	4721799,64
Ebro alto y medio y Aragón	980. Embalse de Fuente de la Olilla	462396,59	4696810,04
Ebro alto y medio y Aragón	982. Río Oca aguas arriba de embalse de Alba	474311,86	4689855,87
Ebro alto y medio y Aragón	983. Río Oca aguas arriba de río Cerratón de Pedraja	469976,36	4703949,05
Ebro alto y medio y Aragón	984. Río Cerratón de la Pedraja bajo	469509,02	4704536,29
Ebro alto y medio y Aragón	986. Río Oca en Briviesca	473730,89	4709930,51
Ebro alto y medio y Aragón	987. Río Oca aguas abajo de río Matapán	465687,59	4722615,56
Ebro alto y medio y Aragón	988. Arroyo de Santa Casilda bajo	465368,16	4721929,65
Ebro alto y medio y Aragón	990. Río Oca aguas arriba del río Homino	464392,66	4727694,76
Ebro alto y medio y Aragón	991. Río Homino aguas arriba de río Castil	459898,53	4719787,17
Ebro alto y medio y Aragón	992. Río Homino en confluencia con el Oca	463298,84	4730109,40
Ebro alto y medio y Aragón	993. Río Oca en Oña	465320,35	4731806,58
Ebro alto y medio y Aragón	994. Río Oca bajo	464992,19	4734962,89
Ebro alto y medio y Aragón	995. Embalse de la Galera	490066,32	4725717,00
Ebro alto y medio y Aragón	996. Río Oroncillo aguas arriba de río Vallarta	484812,16	4719521,05
Ebro alto y medio y Aragón	997. Río Vallarta	485410,63	4718984,20
Ebro alto y medio y Aragón	998. Río Silanes	485690,75	4720163,68
Ebro alto y medio y Aragón	999. Río Oroncillo aguas abajo del arroyo Galera	494371,94	4722430,21
Bajo Ebro	1001. Embalse de Pina	692593,53	4604599,49
Bajo Ebro	1002. Embalse de Mequinenza	773976,38	4585019,29
Bajo Ebro	1003. Embalse de Ribarroja	787729,19	4571660,50
Bajo Ebro	1004. Embalse de Flix	797490,00	4570911,37
Bajo Ebro	1005. Río Ebro aguas abajo de río Gallego	679908,75	4613200,45
Bajo Ebro	1007. Río Ebro aguas abajo de río Martín	725217,27	4574998,61
Bajo Ebro	1023. Río Ebro aguas abajo de río Ciurana	805906,26	4559800,53
Bajo Ebro	1024. Río Ebro aguas abajo de río Canaleta	795317,58	4540202,08
Bajo Ebro	1025. Río Sec	806801,69	4553692,30
Bajo Ebro	1026. Río Canaleta	794773,24	4541224,94
Bajo Ebro	1028. Río Ebro en Tortosa	796993,75	4524282,44
Bajo Ebro	1032. Río Ebro, en desembocadura (Delta del Ebro)	826297,65	4514995,23
Bajo Ebro	1040. Río Ginel	697369,63	4601868,72
Bajo Ebro	1041. Río Lopin	714321,33	4580377,37
Bajo Ebro	1042. Barranco de la Riera Comte	802889,75	4548308,09
Ega	1101. Embalse de Oteiza	583992,15	4714194,83
Ega	1102. Embalse de Riomayor	582201,06	4708881,51
Ega	1103. Embalse de Grocín	582936,16	4726372,13
Ega	1104. Embalse de Artabia	574651,85	4733036,18
Ega	1106. Río Ega (Acuífero de Ancín)	563092,02	4725580,25
Ega	1107. Río Ega I en Agostina	543476,15	4720399,97
Ega	1108. Río Ega I	545851,93	4720014,10
Ega	1109. Arroyo Izquíz	548689,30	4725397,35
Ega	1111. Río Ega I aguas arriba de río Ega II	552308,12	4724703,65
Ega	1112. Río Urederra cabecera	570998,01	4738707,06
Ega	1114. Río Urederra bajo	578202,22	4726784,27
Ega	1116. Río Ega en Estella	579083,00	4724990,00
Ega	1126. Río Ega en Andosilla	586587,06	4692101,94
Ega	1129. Río Ega bajo	589010,15	4687362,19
Ésera y Nog, Ribagorzana	1201. Río Ésera (Embalse de Santa Liestra)	777379,09	4690813,19
Ésera y Nog, Ribagorzana	1203. Embalse de Barasona	773781,44	4669077,50
Ésera y Nog, Ribagorzana	1204. Embalse de Beranúy	794194,17	4692806,29
Ésera y Nog, Ribagorzana	1205. Río Isábena, aguas abajo del barranco Ceguera	789317,83	4682191,92

Puntos de aportación incluidos en los modelos de simulación			
Cuenca / Modelo	Código_Des	X_UTM	Y_UTM
Ésera y Nog, Ribagorzana	1207. Embalse de Escales (toma, central hidroeléctrica de Escales)	808680,06	4692912,50
Ésera y Nog, Ribagorzana	1208. Embalse de Sopeira (toma, central hidroeléctrica de Puente Montañana)	808521,61	4691415,12
Ésera y Nog, Ribagorzana	1209. Embalse de Canelles	799316,13	4653672,50
Ésera y Nog, Ribagorzana	1210. Embalse de Santa Ana	797130,50	4643060,50
Ésera y Nog, Ribagorzana	12101. Río Baliera	805332,71	4704774,40
Ésera y Nog, Ribagorzana	1222. Río Esera aguas abajo de, central hidroeléctrica de Graus (Qe)	776307,00	4678241,00
Ésera y Nog, Ribagorzana	1225. Río Esera en Graus (aguas arriba del río Isabena)	775974,53	4676140,04
Ésera y Nog, Ribagorzana	1228. Río Isabena bajo	776698,22	4676281,84
Ésera y Nog, Ribagorzana	1230. Río Esera bajo (vertido al río Cinca)	768264,36	4666370,06
Ésera y Nog, Ribagorzana	1239. Río Noguera Ribagorzana en Puente de Montañana	805365,19	4673267,00
Ésera y Nog, Ribagorzana	1245. Río Noguera Ribagorzana bajo	808602,71	4620840,56
Ésera y Nog, Ribagorzana	1256. Embalse de Paso Nuevo	791807,71	4726556,72
Ésera y Nog, Ribagorzana	1257. Embalse de Linsoles (toma, central hidroeléctrica de Sesue)	785957,68	4720732,04
Ésera y Nog, Ribagorzana	1258. Embalse de Llanuset	803391,21	4721003,69
Ésera y Nog, Ribagorzana	1259. Embalse de Baserca	808584,75	4721000,50
Ésera y Nog, Ribagorzana	1260. Embalse de Cavallers (toma, central hidroeléctrica de Caldas)	816386,38	4722163,00
Ésera y Nog, Ribagorzana	1261. Río Noguera Ribagorzana (toma, central hidroeléctrica de Pont de Suert)	805994,49	4704592,25
Ésera y Nog, Ribagorzana	1263. Río Noguera Ribagorzana (Piscifactoría)	808096,71	4701188,00
Ésera y Nog, Ribagorzana	1264. Río Guart (Cola lateral Embalse de Canelles)	795988,32	4659809,90
Ésera y Nog, Ribagorzana	1265. Río Camporrels (Cola lateral Embalse de Santa Ana)	796002,06	4645582,81
Ésera y Nog, Ribagorzana	1266. Río Aslos (Estós)	790307,73	4726016,96
Ésera y Nog, Ribagorzana	1268. Río Remascaro	788892,81	4721904,40
Ésera y Nog, Ribagorzana	1269. Río Eriste (central hidroeléctrica de Eriste)	786372,98	4721389,12
Ésera y Nog, Ribagorzana	1273. Río Esera (toma CHSeira)	784983,05	4715917,57
Ésera y Nog, Ribagorzana	1275. Río Barbaruens	781374,62	4708905,18
Ésera y Nog, Ribagorzana	1276. Río Esera (toma CHArgone)	782383,21	4708827,02
Ésera y Nog, Ribagorzana	1278. Río Viu	777897,86	4703634,30
Ésera y Nog, Ribagorzana	1279. Río Esera (toma, central hidroeléctrica de Campo)	778626,72	4702991,91
Ésera y Nog, Ribagorzana	1282. Río Rialvo	780192,40	4700501,13
Ésera y Nog, Ribagorzana	1283. Río Isabena	795066,54	4696407,49
Ésera y Nog, Ribagorzana	1284. Río Villacarti	791291,90	4695602,39
Ésera y Nog, Ribagorzana	1285. Río Sarrón (Cola lateral Embalse de Barasona)	777024,29	4669802,89
Ésera y Nog, Ribagorzana	1286. Río Llauset	806429,75	4717196,49
Ésera y Nog, Ribagorzana	1289. Río Noguera Ribagorzana (tomal, central hidroeléctrica de Bono)	806744,35	4717084,15
Ésera y Nog, Ribagorzana	1291. Río Noguera Ribagorzana (tomal, central hidroeléctrica de Vilaller)	805395,23	4712631,10
Ésera y Nog, Ribagorzana	1294. Río Noguera de Tor (toma, central hidroeléctrica de Bohi)	815208,74	4717496,02
Ésera y Nog, Ribagorzana	1297. Río Noguera de Tor (Embalse de Llesp, toma, central hidroeléctrica de Llesp)	811381,51	4712019,07
Ésera y Nog, Ribagorzana	1299. Río Baliera (toma, central hidroeléctrica de Baliera)	799912,61	4715466,31
Gállego y Cinca	1301. Embalse de Bubal	720013,50	4729060,00
Gállego y Cinca	1302. Embalse de La Peña	686488,63	4694973,00
Gállego y Cinca	1303. Embalse de Marracos	681812,65	4660309,15
Gállego y Cinca	1305. Embalse de Sotón	695173,62	4669362,30
Gállego y Cinca	1306. Embalse de La Sotonera	692342,88	4664274,50
Gállego y Cinca	1307. Embalse de Alto Alcanadre	739100,27	4670210,09
Gállego y Cinca	1308. Embalse de Alcanadre Medio	739083,69	4640751,37
Gállego y Cinca	1310. Embalse de El Grado	767340,00	4671826,00
Gállego y Cinca	1321. Sabiñanigo (Embalse de Sabiñanigo)	717329,85	4710092,69
Gállego y Cinca	1322. Río Gallego aguas arriba de Embalse de Peña (en Arzánigo)	693373,00	4697534,00
Gállego y Cinca	1326. Río Gallego aguas abajo de río Sotón	684417,76	4652720,62
Gállego y Cinca	1329. Río Gallego bajo	679182,79	4613786,38
Gállego y Cinca	1334. Río Flumen bajo	736871,56	4622921,52
Gállego y Cinca	1338. Río Alcanadre bajo	766397,66	4612803,01
Gállego y Cinca	1341. Río Cinca aguas abajo de río Esera	767868,28	4666055,16
Gállego y Cinca	1342. Río Cinca en Monzón	763405,61	4645270,11
Gállego y Cinca	1343. Río Cinca bajo	779990,87	4592102,34
Gállego y Cinca	1356. Embalse de las Navas	694683,92	4683907,93
Gállego y Cinca	1357. Embalse de Arguis	712035,67	4686960,55
Gállego y Cinca	1358. Embalse de Cienfuens	717893,44	4685923,32

Puntos de aportación incluidos en los modelos de simulación			
Cuenca / Modelo	Código_Des	X_UTM	Y_UTM
Gállego y Cinca	1359. Embalse de Montearagón	718191,75	4673320,00
Gállego y Cinca	1360. Embalse de Vadielleo	724568,50	4680166,50
Gállego y Cinca	1361. Embalse de Guara	729219,31	4679453,00
Gállego y Cinca	1362. Embalse de Vero	751410,93	4679287,04
Gállego y Cinca	1363. Embalse de Lanuza	719898,00	4736690,00
Gállego y Cinca	1364. Río Caldarés	721703,73	4733106,64
Gállego y Cinca	1365. Río Aurín	717009,63	4712193,66
Gállego y Cinca	1366. Río Basa	717888,47	4708905,20
Gállego y Cinca	1368. Río Riel alto	698702,65	4683818,30
Gállego y Cinca	1369. Río Riel bajo	697883,86	4670867,58
Gállego y Cinca	1370. Río Sotón aguas arriba de río Riel	698371,98	4670678,74
Gállego y Cinca	1371. Barranco Barón	717994,19	4689705,09
Gállego y Cinca	1372. Río Flumen aguas arriba de río Isuela	719367,00	4669354,00
Gállego y Cinca	1377. Río Guatizalema bajo	738310,50	4644006,21
Gállego y Cinca	1380. Río Formiga	736304,33	4674824,93
Gállego y Cinca	1382. Río Vero bajo	761806,05	4655031,04
Gállego y Cinca	1384. Río Ara alto en Fiscal	736908,88	4709486,49
Gállego y Cinca	1385. Río Cinca aguas arriba de río Cinqueta	764876,04	4720292,81
Gállego y Cinca	1386. Río Cinqueta	764918,87	4719502,95
Gállego y Cinca	1387. Río Cinca aguas arriba de río Ara	758404,36	4701811,30
Guadalupe y Regallo	1401. Embalse de Aliaga	696570,92	4506527,61
Guadalupe y Regallo	1402. Embalse de Santolea	726602,05	4517392,29
Guadalupe y Regallo	1403. Embalse de Calanda	735008,19	4533514,00
Guadalupe y Regallo	1404. Embalse de Caspe	752016,51	4558378,25
Guadalupe y Regallo	1407. Embalse de La Balma	739039,79	4514385,68
Guadalupe y Regallo	1408. Embalse de Ciscar	745566,40	4532729,76
Guadalupe y Regallo	1411. Río Fortanete (aguas arriba de Piscifactoría)	705791,41	4504307,52
Guadalupe y Regallo	1415. Río Bergantes alto	737640,94	4504364,65
Guadalupe y Regallo	1422. Río Guadalopillo	717115,29	4525886,49
Guadalupe y Regallo	1424. Río Alchozasa	734882,72	4535157,11
Guadalupe y Regallo	1428. Río Guadalupe en Alcañiz	741167,62	4549005,60
Guadalupe y Regallo	1431. Río Regallo	738100,78	4568297,57
Guadalupe y Regallo	1434. Río Guadalupe bajo	751689,89	4570599,13
Guadalupe y Regallo	1439. Río Bergantes bajo	735176,75	4527703,50
Guadalupe y Regallo	1440. Río Mezuin bajo	740591,68	4541107,40
Huecha	1502. Embalse de Borja	621285,89	4634211,85
Huecha	1503. Barranco Horcajuelo	603730,15	4622928,29
Huecha	1504. Barranco Morana	603093,93	4623093,75
Huecha	1508. Río Huecha, azud acequia Morana	604809,65	4624193,44
Huecha	1510. Barranco Morca, azud, central hidroeléctrica de Morca	601713,36	4626792,94
Huecha	1513. Barranco Morca bajo	606747,19	4626704,81
Huecha	1515. Río Huecha, azud acequia de Vera	607786,80	4626920,29
Huecha	1516. Barranco Pradillo (término municipal de Lituénigo)	605489,45	4633297,70
Huecha	1517. Barranco Atajo	606686,52	4632899,37
Huecha	1518. Barranco de los Huertos (términos municipales de Litago y Trasmoz)	607582,22	4632413,01
Huecha	1521. Barranco Huecha, azud acequia Retuerta	609690,35	4631904,77
Huecha	1524. Río Huecha, azud acequia Fonnueva	614080,86	4630811,98
Huecha	1528. Barranco de los Moros	616593,74	4630239,26
Huecha	1529. Río Huecha, azud acequia Sopez	616920,85	4631004,63
Huecha	1536. Río Huecha, azud acequia Marbandón y Luchan	620798,53	4631392,84
Huecha	1540. Río Huecha acequias	628318,40	4632200,37
Huecha	1545. Barranco Valdeherrera (Barranco Peñazuela) alto	620700,87	4626902,58
Huecha	1546. Barranco Valdeherrera (Barranco Peñazuela) bajo	623095,56	4630500,34
Huecha	1548. Río Huecha en Agón	628700,74	4635302,94
Huecha	1549. Río Huecha bajo	633221,98	4644262,40
Huerva	1601. Embalse de las Torcas	660188,94	4573367,00
Huerva	1602. Embalse de Mezalocha	660779,56	4587845,50
Huerva	1604. Río Huerva alto (en Cerveruela)	649810,12	4564607,68
Huerva	1610. Río Huerva bajo	674917,33	4610941,69
Huerva	1613. Río Huerva, en desembocadura	677694,82	4613275,01

Puntos de aportación incluidos en los modelos de simulación			
Cuenca / Modelo	Código_Des	X_UTM	Y_UTM
Iregua, Leza y V. de Ocón	1701. Embalse de Ortigosa o González Lacasa	527073,63	4669289,00
Iregua, Leza y V. de Ocón	1702. Embalse de Pajares	532390,81	4659942,50
Iregua, Leza y V. de Ocón	1703. Embalse de Terroba	546389,23	4679003,22
Iregua, Leza y V. de Ocón	1704. Embalse de Robres del Castillo (río Jubera)	558089,33	4683183,30
Iregua, Leza y V. de Ocón	1705. Embalse de Ribafrecha (río Leza)	549912,97	4687928,06
Iregua, Leza y V. de Ocón	1710. Barranco Ruedas	566965,93	4692124,76
Iregua, Leza y V. de Ocón	1711. Barranco San Julian	565230,10	4685761,22
Iregua, Leza y V. de Ocón	1712. Barranco Madre	572067,01	4695857,50
Iregua, Leza y V. de Ocón	1721. Río Iregua toma canal alimentador Embalse de Ortigosa	527990,38	4663172,00
Iregua, Leza y V. de Ocón	1722. Río Iregua, azud Islallana (Canal de Logroño)	539993,72	4685733,02
Iregua, Leza y V. de Ocón	1723. Río Jubera	555700,20	4695306,65
Iregua, Leza y V. de Ocón	1726. Río Lumbreras aguas abajo de Embalse de Pajares	531356,00	4661174,00
Iregua, Leza y V. de Ocón	1734. Río Leza bajo	557039,31	4700698,43
Iregua, Leza y V. de Ocón	1738. Río Iregua, azud Torrecilla	530585,02	4677858,17
Iregua, Leza y V. de Ocón	1741. Río Iregua Piscifactoría Viguera	538768,15	4685001,96
Iregua, Leza y V. de Ocón	1747. Río Iregua bajo	548208,45	4701204,00
Jalón	1801. Embalse de La Tranquera	600814,63	4568724,33
Jalón	1803. Embalse de Maidevera	603495,38	4603606,50
Jalón	1804. Embalse de Mularroya	631591,26	4592401,29
Jalón	1805. Embalse de La Pimienta	627882,57	4555910,53
Jalón	1806. Embalse de Lechago	642711,36	4536726,59
Jalón	1807. Embalse de Cabecera	555365,36	4561118,77
Jalón	1808. Acuífero de Alto Jiloca (ubicacion dudosa)	642199,88	4529809,89
Jalón	1810. Río Najima	570275,88	4586581,00
Jalón	1811. Arroyo Regajo	567901,83	4582811,00
Jalón	1812. Río Najima bajo	574557,83	4573142,66
Jalón	1813. Río Jalón aguas arriba de río Henar	587208,34	4572500,81
Jalón	1814. Río Henar	587117,85	4573265,64
Jalón	1816. Río Piedra aguas arriba de Embalse de Tranquera	601224,13	4561791,32
Jalón	1817. Río Ortiz	602595,65	4562390,50
Jalón	1819. Río Mesa	593868,53	4560571,76
Jalón	1822. Río Jalón aguas arriba de río Manubles	600949,93	4576097,58
Jalón	1824. Río Manubles	601333,10	4576812,38
Jalón	1826. Río Pancrudo aguas arriba de Embalse de Lechago	646619,00	4532671,00
Jalón	1827. Río Blanco	556124,95	4559941,54
Jalón	1828. Río Jiloca medio	632826,00	4551974,00
Jalón	1830. Río Jiloca bajo	618603,90	4567901,44
Jalón	1831. Río Jalón aguas arriba de río Ribota	617446,88	4582123,80
Jalón	1832. Río Ribota	616423,03	4582912,25
Jalón	1834. Río Aranda aguas arriba de río Isuela	610198,38	4601857,05
Jalón	1835. Río Isuela	624687,49	4597687,99
Jalón	1836. Río Aranda bajo	628827,14	4595698,60
Jalón	1838. Río Jalón aguas arriba de río Grio	633868,84	4595977,73
Jalón	1840. Río Jalón en Grisen	651896,75	4621901,04
Jalón	1845. Río Jiloca aguas abajo de río Pancrudo (Qe)	641728,63	4537309,08
Jalón	1847. Río Jalón bajo	660856,07	4627166,04
Jalón	1849. Río Jalón, azud bombeo Jalón-Tranquera	594262,69	4573199,44
Jalón	1850. Río Perejiles	615896,25	4580504,98
Martín	2101. Embalse de Cueva Foradada	694097,81	4539719,50
Martín	2103. Embalse de El Batán	705345,63	4549430,43
Martín	2104. Río Martín alto	693109,29	4535328,67
Martín	2108. Río Escuriza (Embalse de Escuriza)	702491,82	4536256,43
Martín	2112. Río Escuriza bajo	702084,97	4544895,39
Martín	2115. Río Seco	693845,00	4540643,00
Martín	2123. Río Martín bajo	724810,08	4574597,47
Matarraña	2201. Embalse de Pena	764379,21	4523632,00
Matarraña	2202. Embalse de Torre del Compte (río Matarraña)	761503,70	4535362,50
Matarraña	2205. Embalse de Molino de las Rocas (río Alga)	775706,05	4537355,08
Matarraña	2207. Río Matarraña alto (caudal ecológico trasvase al río Pena)	768813,99	4523481,57
Matarraña	2209. Embalse de Rincon de San Antoni (río Ulldelmo)	770418,82	4525845,11

Puntos de aportación incluidos en los modelos de simulación			
Cuenca / Modelo	Código_Des	X_UTM	Y_UTM
Matarraña	2210. Río Pena bajo	765918,93	4528369,67
Matarraña	2213. Río Tastavins alto	755368,81	4514293,50
Matarraña	2214. Río Los Prados (Embalse de Tosal-Gros)	759070,96	4518223,56
Matarraña	2216. Río Tastavins medio (Embalse de Tormasal)	755862,04	4523663,82
Matarraña	2217. Río Tastavins bajo	761971,76	4531374,04
Matarraña	2223. Embalse de Arnés (río Algas alto)	774093,08	4530471,78
Matarraña	2225. Río Matarraña, azud canal alimentador Embalse de Pontet	763194,43	4546103,13
Matarraña	2234. Río Matarraña aguas abajo de río Algas	773950,38	4567830,23
Najerilla	2301. Embalse de Mansilla	507306,86	4667517,41
Najerilla	2302. Embalse de San Lorenzo	508731,50	4683739,16
Najerilla	2303. Embalse de Castroviejo	527843,21	4687946,17
Najerilla	2304. Embalse de Sajazarra (río Aguanal, Sistema Tirón)	503205,54	4713914,16
Najerilla	2305. Embalse de Controembalse Mansilla	508803,34	4668380,24
Najerilla	2306. Río Najerilla aguas abajo de río Neila	501648,26	4664774,14
Najerilla	2308. Río Urbión aguas arriba de río Ventrosa	509404,07	4667398,42
Najerilla	2309. Río Ventrosa	510194,39	4667676,29
Najerilla	2312. Río Najerilla, azud toma, central hidroeléctrica de Retorna	513354,18	4671852,71
Najerilla	2315. Río Brieva, azud toma, central hidroeléctrica de Retorna	515728,26	4672170,16
Najerilla	2316. Río Brieva, piscifactoría	517478,46	4667333,70
Najerilla	2319. Río Najerilla bajo	526820,72	4706228,93
Najerilla	2320. Río Cambrones	504710,54	4667324,33
Najerilla	2323. Arroyo de Roña, azud	516087,58	4675196,89
Najerilla	2325. Río Najerilla, azud toma, central hidroeléctrica de Anguiano	515891,37	4675830,15
Najerilla	2327. Río Najerilla, azud toma, central hidroeléctrica de Anguiano Cuevas	518760,66	4678619,49
Najerilla	2330. Río Najerilla toma Canal Margen Izquierda	518994,04	4680696,92
Najerilla	2332. Río Tobía	519105,86	4684134,69
Najerilla	2333. Río Najerilla Piscifactoría Bobadilla	520173,80	4684916,57
Najerilla	2335. Río Najerilla toma Canal Margen Derecha	521028,61	4688484,30
Najerilla	2340. Río Cardenas	520798,16	4692142,78
Najerilla	2342. Río Najerilla aguas arriba de río Tuerto	522802,01	4700324,82
Najerilla	2343. Río Tuerto	522071,11	4700315,08
Najerilla	2348. Río Yalde	523488,64	4700903,13
Najerilla	2721. Río Oroncillo toma del canal de Miranda	501229,70	4722211,47
Queiles	2801. Embalse de La Dehesa	602832,07	4646518,97
Queiles	2803. Embalse de El Val	600698,88	4636921,50
Queiles	2804. Río Val (término municipal de Olvega)	585323,62	4628387,38
Queiles	2805. Río Val (término municipal de Agreda)	596162,47	4637010,50
Queiles	2806. Río Queiles Piscifactoría Vozmediano	594652,73	4632321,43
Queiles	2808. Río Queiles, central hidroeléctrica de Vozmediano	595394,48	4633305,94
Queiles	2811. Río Queiles, central hidroeléctrica de Queiles II	599609,90	4635910,26
Queiles	2814. Río Queiles, azud trasvase río Val	601198,29	4636846,40
Queiles	2815. Río Huecha de SanMartín, trasvase de Irués	601994,43	4633908,50
Queiles	2823. Río Queiles caudal ecológico aguas abajo de Los Fayos	601202,00	4637434,00
Queiles	2825. Río Queiles en la toma del canal de Magallón Fiel	603224,44	4639278,05
Queiles	2840. Río Queiles, azud aguas abajo Cascante	610590,34	4651835,87
Queiles	2851. Río Queiles aguas arriba de tomas acequias	608208,19	4643956,91
Queiles	2857. Río Queiles bajo	615655,94	4657903,56
Queiles	2858. Río Queiles, central hidroeléctrica de Queiles I	597392,91	4634899,51
Segre y Noguera Pallaresa	3001. Embalse de Oliana	855280,30	4669200,00
Segre y Noguera Pallaresa	3002. Embalse de Rialb	847801,63	4651801,00
Segre y Noguera Pallaresa	3003. Embalse de San Lorenzo (toma del canal Auxiliar de Urgell)	818545,19	4640772,50
Segre y Noguera Pallaresa	3006. Embalse de Talarn	823258,81	4677372,00
Segre y Noguera Pallaresa	3007. Embalse de Terradets	822367,19	4662716,50
Segre y Noguera Pallaresa	3008. Embalse de Camarasa	822540,65	4647059,85
Segre y Noguera Pallaresa	3010. Río Segre aguas arriba de río Duran (Segre I)	896514,00	4702594,00
Segre y Noguera Pallaresa	3011. Río Segre aguas arriba de río Cadí (Segre II)	877605,30	4700001,08
Segre y Noguera Pallaresa	3012. Río Segre aguas arriba de río Valira (Segre III)	866769,49	4698202,51
Segre y Noguera Pallaresa	3013. Río Valira	866300,98	4698692,60
Segre y Noguera Pallaresa	3014. Río La Vansa	859307,18	4685759,20
Segre y Noguera Pallaresa	3018. Río Ribera Salada	857321,61	4660968,86

Puntos de aportación incluidos en los modelos de simulación			
Cuenca / Modelo	Código_Des	X_UTM	Y_UTM
Segre y Noguera Pallaresa	3021. Río Llobregós	846289,73	4648678,32
Segre y Noguera Pallaresa	3025. Río Boix	833112,92	4647885,77
Segre y Noguera Pallaresa	3029. Río Segre aguas arriba de río Sio (CM San Lorenzo)	816594,13	4635120,43
Segre y Noguera Pallaresa	3032. Río Sió	817210,11	4634839,21
Segre y Noguera Pallaresa	3033. Río D'Ondara (río Cervera)	815879,00	4629211,46
Segre y Noguera Pallaresa	3034. Río Corp	809792,66	4621093,21
Segre y Noguera Pallaresa	3035. Río Farfaña	812968,03	4627105,01
Segre y Noguera Pallaresa	3036. Río Segre aguas abajo de (Segre VII)	808392,71	4620199,59
Segre y Noguera Pallaresa	3037. Río Segre (caudal ecológico Lerida)	801812,79	4611270,73
Segre y Noguera Pallaresa	3040. Río Sed	797219,10	4607731,72
Segre y Noguera Pallaresa	3045. Río Segre aguas arriba de río Cinca (Segre IX)	780785,17	4592093,43
Segre y Noguera Pallaresa	3046. Río Segre bajo (Cola Embalse de Ribarroja)	779695,15	4591263,21
Segre y Noguera Pallaresa	3047. Río Noguera Pallaresa aguas arriba de río Noguera de Cardos	845976,33	4713913,12
Segre y Noguera Pallaresa	3048. Río Noguera de Cardos	846598,02	4713798,54
Segre y Noguera Pallaresa	3050. Río Flamisell	827418,71	4684756,44
Segre y Noguera Pallaresa	3067. Segre aguas arriba del río Llobregós	845842,57	4649572,60
Tirón	3301. Acuífero aluvial del Glera (1)	502244,09	4693592,11
Tirón	3302. Acuífero aluvial del Glera (2)	503602,22	4700382,75
Tirón	3303. Acuífero aluvial del Glera (3)	503795,97	4704896,10
Tirón	3304. Acuífero de Garganchón	481300,39	4687984,30
Tirón	3305. Acuífero de Jurásico Glera	493943,84	4672885,20
Tirón	3306. Embalse de Leiva (río Tirón)	495168,74	4705792,69
Tirón	3307. Embalse de Posadas (río Glera)	497197,01	4677273,18
Tirón	3308. Embalse de Villagalijo	483162,12	4689818,90
Tirón	3309. Toma trasvase Urbión-Tirón	481652,18	4683639,48
Tirón	3310. Río Urbión	482013,38	4691632,65
Tirón	3311. Río Tirón aguas arriba de río Urbión	482620,46	4691724,66
Tirón	3312. Río Tirón aguas abajo de río Urbión	482615,00	4694425,00
Tirón	3313. Río Retorto	486164,31	4702187,41
Tirón	3315. Río Bañuelos	488261,12	4704763,52
Tirón	3317. Río Redecilla	489395,85	4703788,65
Tirón	3319. Río San Julian (Encemero)	492903,62	4704276,01
Tirón	3323. Río Relachigo	498182,99	4705367,43
Tirón	3325. Río Tirón aguas arriba de río Glera	506839,92	4713152,28
Tirón	3326. Río Ciloría	498768,68	4686315,98
Tirón	3339. Río Glera bajo	507083,46	4712332,52
Tirón	3341. Río Ea (sin Aguanal)	507982,77	4714378,06
Tirón	3343. Río Tirón bajo	512751,14	4714499,82

101. Embalse de Moneva

(hm ²)	Oct	Nov	Dic	Ene	Feb	Mar	Abr	May	Jun	Jul	Ago	Sep	Total
1940/41	0,884	0,648	0,711	2,317	1,517	5,264	2,222	3,131	1,690	1,237	1,745	1,681	23,045
1941/42	1,045	1,585	1,592	1,402	2,231	1,701	8,302	2,418	2,617	1,681	1,229	1,266	27,069
1942/43	1,048	1,305	1,222	1,345	1,029	3,252	1,218	1,446	0,842	1,215	1,133	1,348	16,402
1943/44	1,265	0,955	4,149	1,813	1,850	1,131	1,355	3,044	1,492	1,009	1,335	1,464	20,861
1944/45	1,317	0,985	1,158	2,276	1,758	1,347	0,992	1,294	1,014	0,937	1,007	0,765	14,851
1945/46	0,667	2,262	2,145	1,849	1,944	4,289	7,971	18,212	7,613	5,112	4,174	3,109	59,346
1946/47	2,673	1,985	2,355	3,489	5,189	2,075	1,216	1,627	1,373	1,642	1,523	1,191	26,338
1947/48	0,972	0,965	0,954	1,745	1,131	0,643	0,836	0,762	0,710	0,682	0,727	0,602	10,728
1948/49	0,549	0,460	0,830	0,624	0,782	0,676	0,405	0,882	0,562	0,623	0,673	0,776	7,843
1949/50	0,581	0,604	0,745	0,658	0,547	0,480	0,686	1,501	0,670	0,561	0,619	0,526	8,177
1950/51	0,570	0,459	3,130	3,085	3,886	2,649	4,401	3,366	2,868	2,314	2,403	2,391	31,523
1951/52	2,394	1,758	2,256	2,036	2,185	1,366	1,045	0,797	0,776	0,980	0,966	0,777	17,336
1952/53	0,521	0,491	0,471	0,537	0,384	0,546	0,480	0,442	1,248	0,668	0,603	0,578	6,968
1953/54	0,654	0,585	0,841	0,596	0,534	2,051	1,404	6,093	3,818	1,545	1,158	1,008	20,287
1954/55	0,743	0,649	0,562	0,946	0,801	0,528	0,503	0,506	0,532	0,474	0,491	0,503	7,239
1955/56	0,438	0,414	0,516	0,507	0,500	1,154	1,171	6,785	1,603	1,046	1,371	1,024	16,530
1956/57	0,678	0,791	0,628	0,496	0,445	0,413	0,435	0,869	3,271	1,299	1,094	1,077	11,495
1957/58	1,427	1,275	1,121	1,097	0,906	0,912	1,295	0,651	0,549	0,514	0,482	0,462	10,692
1958/59	0,431	0,591	2,473	3,533	7,755	7,476	3,240	7,646	3,703	3,456	2,700	2,293	45,299
1959/60	2,730	4,451	5,538	4,247	3,353	2,833	1,715	1,391	1,747	1,162	0,771	0,660	30,598
1960/61	1,342	1,112	2,212	2,677	1,347	0,810	0,706	0,677	0,634	0,589	4,834	0,544	17,483
1961/62	0,535	1,245	0,699	1,229	0,855	0,911	0,656	0,819	0,998	0,656	0,515	2,534	11,652
1962/63	2,611	1,480	1,244	1,162	1,219	0,992	1,553	0,668	0,615	0,541	0,798	1,141	14,025
1963/64	0,728	1,091	1,074	0,874	1,991	0,919	0,619	0,613	0,618	0,610	0,528	0,481	10,146
1964/65	0,438	0,410	0,881	0,773	0,693	0,661	0,599	0,549	0,491	0,441	0,398	0,368	6,703
1965/66	1,558	1,754	1,372	2,192	1,405	0,973	0,804	1,064	1,051	0,683	0,624	0,591	14,073
1966/67	0,942	0,798	0,638	0,612	0,715	0,654	0,562	0,415	0,387	0,379	0,366	0,337	6,805
1967/68	0,324	0,960	0,530	0,451	0,458	0,861	0,933	0,902	0,705	0,634	0,572	0,507	7,837
1968/69	0,445	2,906	1,330	1,238	0,972	1,986	7,021	3,604	2,575	1,986	1,608	1,888	27,559
1969/70	2,530	2,174	2,453	7,449	1,851	2,043	1,017	0,732	0,748	0,629	0,653	0,786	23,063
1970/71	0,461	0,431	0,427	0,527	0,553	0,517	1,596	6,101	2,040	1,075	0,791	0,696	15,215
1971/72	0,744	0,858	4,806	2,125	2,301	1,763	1,323	1,456	1,916	1,334	1,465	3,664	23,754
1972/73	1,950	1,520	1,511	1,211	0,934	0,766	0,713	0,829	2,425	1,679	1,335	1,137	16,010
1973/74	0,860	0,818	0,885	0,867	0,974	3,608	2,070	2,059	1,268	1,289	1,571	1,144	17,411
1974/75	1,018	0,977	0,933	0,784	0,878	0,620	1,016	1,281	2,048	0,932	2,380	1,594	14,463
1975/76	1,054	0,931	1,183	1,114	1,487	0,937	1,362	1,350	0,840	0,683	1,097	0,725	12,762
1976/77	0,974	0,733	2,740	11,753	3,329	3,229	1,904	7,498	5,608	3,465	3,125	2,345	46,703
1977/78	2,005	1,994	1,755	1,370	1,768	1,364	1,262	1,007	1,064	0,874	1,055	0,847	16,365
1978/79	0,730	0,619	1,078	3,312	1,749	1,540	1,558	1,604	1,097	0,886	1,018	1,042	16,232
1979/80	3,024	2,422	1,567	1,650	2,055	1,211	0,800	1,649	0,897	0,726	0,908	0,742	17,649
1980/81	0,682	0,825	1,309	0,853	0,884	0,629	2,908	1,185	1,078	0,757	0,896	0,796	12,802
1981/82	0,628	0,514	1,069	0,833	1,338	0,803	0,651	1,197	0,721	0,680	0,769	0,598	9,800
1982/83	1,571	1,043	1,117	0,971	0,998	0,728	0,746	0,634	0,676	0,591	0,759	0,574	10,409
1983/84	0,506	1,188	0,878	0,848	1,092	0,824	0,628	2,091	1,210	1,025	0,904	0,729	11,922
1984/85	0,590	2,069	1,106	1,066	2,235	1,159	0,932	1,369	1,192	0,921	0,920	0,758	14,317
1985/86	0,704	0,594	0,735	0,680	1,163	0,626	0,774	0,922	0,671	0,682	0,638	1,161	9,349
1986/87	1,365	0,965	0,954	2,373	1,673	1,039	0,775	0,784	0,660	0,739	0,798	0,640	12,765
1987/88	0,677	0,979	1,294	4,626	2,018	1,333	4,193	5,669	5,663	3,256	3,138	2,887	35,733
1988/89	2,064	2,178	1,643	1,449	1,428	1,159	0,993	0,981	0,837	0,668	0,994	0,767	15,161
1989/90	0,724	1,087	1,186	1,261	0,949	0,630	0,564	0,858	1,309	0,630	1,012	0,920	11,130
1990/91	1,391	1,708	2,592	2,699	6,131	3,051	3,694	2,077	1,354	1,120	1,268	1,900	28,986
1991/92	1,260	1,065	1,251	1,142	1,185	0,643	0,629	1,087	1,191	0,758	0,902	0,732	11,846
1992/93	2,302	0,720	1,330	0,858	1,122	0,698	0,626	0,872	0,624	0,507	0,590	0,662	10,912
1993/94	0,789	0,525	0,622	0,590	0,904	0,531	0,501	0,632	0,480	0,435	0,530	0,578	7,119
1994/95	1,102	0,648	0,692	0,717	0,715	0,541	0,462	0,855	0,513	0,491	0,688	0,467	7,891
1995/96	0,413	0,425	1,055	1,600	1,803	0,840	0,811	0,910	0,640	0,562	1,068	0,627	10,754
1996/97	0,538	0,903	4,930	11,528	3,682	2,386	1,972	2,400	1,905	1,515	2,724	1,412	35,894
1997/98	1,152	1,028	2,052	0,738	1,254	0,806	0,948	1,731	1,414	0,781	0,879	0,722	13,505
1998/99	0,660	0,511	0,727	0,577	0,719	1,278	1,033	0,836	1,033	1,536	0,961	1,186	11,058
1999/00	0,815	0,783	0,783	0,738	0,739	0,662	0,700	1,067	1,133	0,871	0,871	0,678	9,841
2000/01	3,121	1,536	1,591	2,211	1,554	1,236	0,832	1,088	0,718	0,596	0,713	0,821	16,017
2001/02	0,568	0,539	0,546	0,427	0,356	0,431	0,392	1,992	1,215	0,956	2,232	1,501	11,154
2002/03	1,347	1,004	1,453	1,558	2,390	2,154	3,259	9,048	2,576	2,023	1,854	1,638	30,304
2003/04	2,002	1,839	1,326	1,575	2,061	4,049	4,806	10,560	3,252	2,340	2,324	1,775	37,909
2004/05	1,461	1,396	1,479	1,026	1,168	0,706	0,721	0,719	0,549	0,515	0,473	0,828	11,040
2005/06	0,693	1,076	1,380	1,206	1,928	1,088	0,844	0,792	1,966	0,811	0,701	0,810	13,297

101. Embalse de Moneva

1940/2005
(hm³)

Serie completa

	Oct	Nov	Dic	Ene	Feb	Mar	Abr	May	Jun	Jul	Ago	Sep	Total
Máximo	3,121	4,451	5,538	11,753	7,755	7,476	8,302	18,212	7,613	5,112	4,834	3,664	59,346
Mínimo	0,324	0,410	0,427	0,427	0,356	0,413	0,392	0,415	0,387	0,379	0,366	0,337	6,703
Media	1,136	1,145	1,482	1,850	1,633	1,472	1,581	2,274	1,535	1,121	1,234	1,103	17,567

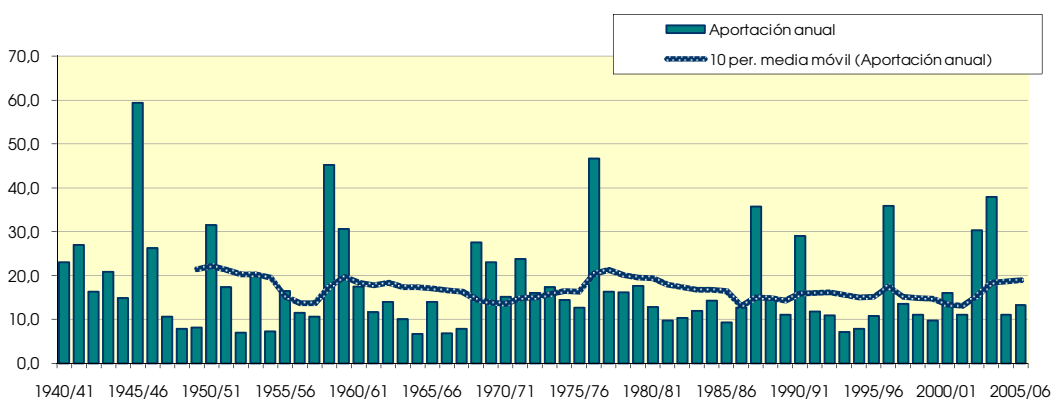
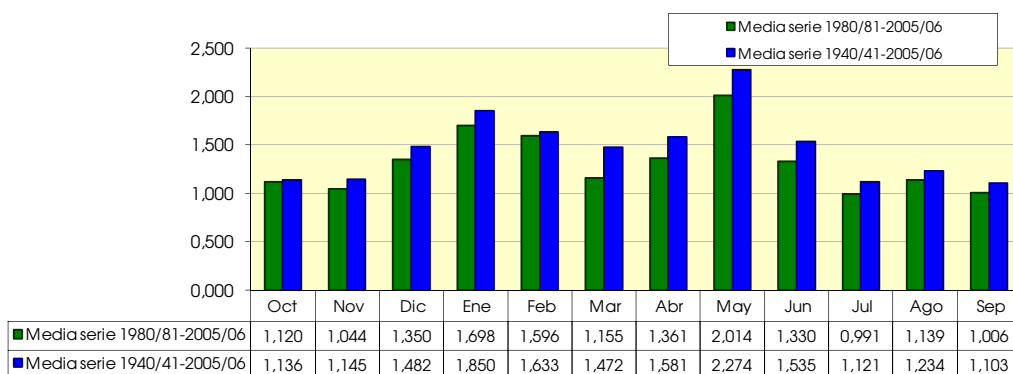
Percentil 1%	0,382	0,413	0,455	0,443	0,374	0,425	0,400	0,433	0,448	0,416	0,387	0,357	6,769
Percentil 5%	0,438	0,438	0,534	0,512	0,469	0,520	0,467	0,565	0,518	0,478	0,485	0,470	7,149
Percentil 10%	0,483	0,501	0,625	0,584	0,550	0,544	0,533	0,642	0,556	0,514	0,529	0,516	7,867
Percentil 25%	0,634	0,648	0,833	0,776	0,879	0,665	0,690	0,821	0,684	0,629	0,691	0,645	10,793
Percentil 50%	0,872	0,971	1,185	1,208	1,237	0,982	0,970	1,137	1,088	0,841	0,941	0,803	14,195
Desviación típica	0,715	0,704	1,060	2,112	1,315	1,278	1,683	2,971	1,343	0,847	0,880	0,699	10,654
Coef. variación	0,629	0,615	0,716	1,141	0,806	0,868	1,064	1,307	0,875	0,755	0,713	0,634	0,606

1980/2005
(hm³)

Serie para asignación y reserva

	Oct	Nov	Dic	Ene	Feb	Mar	Abr	May	Jun	Jul	Ago	Sep	Total
Máximo	3,121	2,178	4,930	11,528	6,131	4,049	4,806	10,560	5,663	3,256	3,138	2,887	37,909
Mínimo	0,413	0,425	0,546	0,427	0,356	0,431	0,392	0,632	0,480	0,435	0,473	0,467	7,119
Media	1,120	1,044	1,350	1,698	1,596	1,155	1,361	2,014	1,330	0,991	1,139	1,006	15,804

Percentil 1%	0,436	0,446	0,565	0,465	0,446	0,456	0,410	0,633	0,489	0,449	0,487	0,494	7,312
Percentil 5%	0,514	0,511	0,640	0,581	0,716	0,534	0,472	0,655	0,522	0,495	0,545	0,575	8,256
Percentil 10%	0,553	0,519	0,710	0,635	0,729	0,583	0,533	0,752	0,587	0,511	0,614	0,588	9,574
Percentil 25%	0,664	0,666	0,897	0,762	0,961	0,648	0,634	0,856	0,672	0,605	0,724	0,666	10,793
Percentil 50%	0,802	0,992	1,219	1,046	1,219	0,815	0,793	1,077	1,106	0,758	0,899	0,781	11,884
Desviación típica	0,662	0,485	0,858	2,191	1,154	0,854	1,270	2,513	1,101	0,658	0,704	0,553	9,285
Coef. variación	0,591	0,465	0,636	1,290	0,723	0,739	0,933	1,248	0,828	0,664	0,619	0,549	0,587



103. Río Aguas Vivas aguas arriba de río Moyuela

(hm ²)	Oct	Nov	Dic	Ene	Feb	Mar	Abr	May	Jun	Jul	Ago	Sep	Total
1940/41	0.551	0.341	0.461	1.535	1.147	3.553	1.355	2.090	0.972	0.622	1.165	1.056	14.847
1941/42	0.694	0.939	1.140	1.093	1.829	1.582	4.945	5.107	2.617	1.271	1.602	0.934	23.754
1942/43	0.785	1.181	0.898	0.918	0.908	2.537	0.854	0.905	0.723	0.677	0.709	0.887	11.983
1943/44	0.749	0.522	3.741	1.234	1.361	1.199	1.475	2.047	0.811	0.558	0.858	0.944	15.500
1944/45	0.732	0.619	0.850	1.104	1.327	0.877	0.524	0.805	1.670	0.805	1.603	0.699	11.615
1945/46	0.364	1.347	1.596	1.473	1.510	2.859	4.592	11.493	5.372	3.349	2.681	1.871	38.506
1946/47	1.667	1.302	1.612	2.607	4.106	1.506	0.988	2.713	1.214	1.153	1.015	0.659	20.543
1947/48	0.980	0.584	0.609	1.366	1.213	1.258	0.674	1.185	0.575	0.442	0.521	0.413	9.821
1948/49	0.317	0.240	0.603	0.435	0.643	0.445	0.410	0.570	0.369	0.304	0.408	0.469	5.213
1949/50	0.317	0.348	0.498	0.430	0.442	0.307	0.434	1.102	0.379	0.323	0.394	0.330	5.305
1950/51	0.385	0.288	2.607	2.347	2.620	1.721	2.456	2.369	1.759	1.339	1.472	1.407	20.770
1951/52	2.075	1.378	1.657	1.656	2.010	1.338	0.838	0.840	0.497	0.495	0.654	0.476	13.915
1952/53	0.579	0.504	0.656	0.507	0.499	0.428	0.282	0.238	0.535	0.562	0.324	0.247	5.362
1953/54	0.469	0.656	0.743	0.711	0.658	1.361	1.074	4.328	3.086	0.891	0.536	0.527	15.040
1954/55	0.517	0.570	0.696	0.642	0.723	1.557	1.141	4.031	3.318	0.631	0.321	0.413	14.560
1955/56	0.208	0.252	0.549	0.741	0.908	1.418	1.110	5.338	0.971	0.497	1.034	0.865	13.890
1956/57	0.573	0.769	0.529	0.404	0.694	1.639	1.344	6.627	2.501	0.756	1.392	0.666	17.895
1957/58	1.835	1.283	1.089	0.694	0.673	0.659	1.014	0.983	1.463	0.313	0.283	0.537	10.825
1958/59	0.426	0.534	2.674	3.412	7.446	5.968	3.044	6.363	2.542	2.426	1.904	1.393	38.132
1959/60	3.252	6.338	10.875	7.184	11.489	8.001	2.538	5.412	1.824	2.553	1.785	1.132	62.383
1960/61	1.108	0.986	6.177	7.089	4.414	2.088	0.878	0.860	2.168	0.453	4.842	0.451	31.514
1961/62	0.692	1.181	1.334	5.898	1.139	0.857	0.526	0.631	0.786	0.417	6.175	2.266	21.902
1962/63	4.346	1.314	1.779	1.604	1.765	1.346	1.482	0.837	1.036	0.523	0.562	2.956	19.549
1963/64	1.245	1.811	2.098	1.688	2.572	1.584	1.794	0.621	0.594	0.570	0.672	2.673	17.923
1964/65	0.219	0.249	0.630	1.425	3.223	1.216	0.742	0.337	0.372	0.250	0.200	0.174	9.037
1965/66	1.043	1.712	1.254	1.553	1.095	1.265	0.532	0.447	0.578	0.323	0.292	0.233	10.327
1966/67	0.709	0.675	0.648	1.439	0.833	0.499	0.360	0.365	0.548	0.193	0.158	0.165	6.590
1967/68	0.126	0.351	0.427	0.822	1.007	0.693	0.786	0.374	0.289	0.288	0.231	0.186	5.580
1968/69	0.169	1.237	1.431	0.667	0.543	1.522	4.010	2.104	1.269	0.941	0.731	0.888	15.512
1969/70	2.646	1.635	1.680	6.906	1.485	2.714	2.767	1.517	0.672	0.438	0.334	0.773	23.566
1970/71	0.302	0.373	0.464	0.808	0.527	0.295	1.387	5.860	1.677	0.684	0.498	1.062	13.937
1971/72	0.437	0.478	4.253	1.505	1.613	1.266	0.781	1.686	1.266	0.799	0.924	2.028	17.038
1972/73	1.187	0.837	0.937	0.879	0.906	0.597	0.403	0.485	1.493	1.108	0.835	0.770	10.438
1973/74	0.639	0.723	0.734	0.557	0.698	2.531	1.309	1.260	0.881	0.751	1.130	0.686	11.899
1974/75	0.895	0.514	0.585	0.545	0.630	1.014	0.678	0.902	1.409	0.439	1.536	1.233	10.380
1975/76	0.616	0.679	1.143	0.712	1.101	0.579	0.823	0.889	1.152	0.337	0.803	0.458	9.293
1976/77	0.701	0.579	2.011	7.550	2.382	2.052	1.138	4.885	3.261	2.023	2.000	1.390	29.971
1977/78	1.224	1.314	1.135	1.660	1.259	0.864	0.741	1.738	1.840	0.412	0.634	0.488	13.307
1978/79	0.392	0.335	0.704	2.258	1.332	1.027	0.921	1.069	0.590	0.403	0.607	0.653	10.291
1979/80	1.980	1.191	0.958	1.079	1.499	0.738	0.508	0.967	0.455	0.331	0.542	0.410	10.659
1980/81	0.372	0.418	0.822	0.540	0.609	0.372	1.548	0.697	0.616	0.362	0.549	0.470	7.374
1981/82	0.345	0.260	0.704	0.554	0.998	0.505	0.491	0.763	0.396	0.390	0.470	0.334	6.209
1982/83	1.073	0.574	0.716	0.626	0.693	0.455	0.495	0.477	0.411	0.336	0.498	0.332	6.687
1983/84	0.284	0.731	0.561	0.558	0.799	0.547	0.366	1.367	0.715	0.611	0.550	0.425	7.514
1984/85	0.329	1.114	0.690	0.670	1.669	0.732	0.532	0.917	0.752	0.510	0.552	0.423	8.890
1985/86	0.416	0.317	0.472	0.440	0.856	0.384	0.470	0.568	0.369	0.404	0.375	0.782	5.854
1986/87	0.960	0.583	0.589	1.739	1.210	0.623	0.433	0.515	0.371	0.434	0.493	0.360	8.312
1987/88	0.410	0.520	0.872	3.096	1.416	0.826	2.529	3.478	3.250	1.836	1.967	1.923	22.121
1988/89	1.263	1.269	1.026	0.931	0.986	0.734	0.667	0.626	0.451	0.327	0.669	0.448	9.398
1989/90	0.459	0.627	0.759	0.838	0.642	0.381	0.319	0.562	0.709	0.308	0.690	0.532	6.825
1990/91	0.852	0.920	1.641	1.833	4.473	2.159	2.075	1.199	0.672	0.500	0.735	1.100	18.161
1991/92	0.681	0.562	1.092	0.722	0.855	0.638	0.609	0.821	0.728	0.368	0.554	0.532	8.162
1992/93	1.273	0.340	0.882	0.530	0.807	0.420	0.353	0.534	0.334	0.245	0.357	0.380	6.455
1993/94	0.474	0.255	0.388	0.367	0.658	0.316	0.292	0.388	0.268	0.229	0.324	0.358	4.316
1994/95	0.663	0.347	0.428	0.471	0.494	0.338	0.269	0.545	0.284	0.274	0.448	0.257	4.818
1995/96	0.226	0.219	0.737	1.098	1.359	0.500	0.483	0.554	0.338	0.280	0.720	0.345	6.860
1996/97	0.290	0.505	3.550	7.449	2.584	1.487	1.172	1.544	1.144	0.858	1.836	0.794	23.214
1997/98	0.642	0.539	1.476	1.008	0.868	0.471	0.558	1.087	0.839	0.395	0.612	0.396	8.892
1998/99	0.379	0.255	0.490	0.391	0.533	0.923	0.649	0.503	0.949	0.966	0.595	0.727	7.360
1999/00	0.462	0.439	0.488	0.481	0.512	0.436	0.432	0.708	0.698	0.526	0.556	0.396	6.136
2000/01	2.001	0.888	1.031	1.505	1.087	0.787	0.463	0.661	0.389	0.303	0.438	0.520	10.072
2001/02	0.311	0.322	0.331	0.337	0.366	0.285	0.272	1.360	0.727	0.500	1.633	0.928	7.371
2002/03	1.340	0.779	1.006	1.031	1.762	1.459	2.113	5.898	1.469	1.280	1.290	1.115	20.541
2003/04	1.575	1.464	0.877	1.050	1.663	2.955	3.219	7.505	2.053	1.438	1.678	1.297	26.774
2004/05	1.148	0.940	0.972	0.868	0.901	0.774	1.335	2.262	0.518	0.703	0.874	0.866	12.162
2005/06	0.887	0.886	0.993	0.832	1.618	0.940	1.312	2.335	1.156	0.706	0.740	0.732	13.137

103. Río Aguas Vivas aguas arriba de río Moyuela

1940/2005
(hm³)

Serie completa

	Oct	Nov	Dic	Ene	Feb	Mar	Abr	May	Jun	Jul	Ago	Sep	Total
Máximo	4,346	6,338	10,875	7,550	11,489	8,001	4,945	11,493	5,372	3,349	6,175	2,956	62,383
Mínimo	0,126	0,219	0,331	0,337	0,366	0,285	0,269	0,238	0,268	0,193	0,158	0,165	4,316
Media	0,868	0,822	1,334	1,623	1,555	1,294	1,168	1,974	1,154	0,708	0,978	0,798	14,276

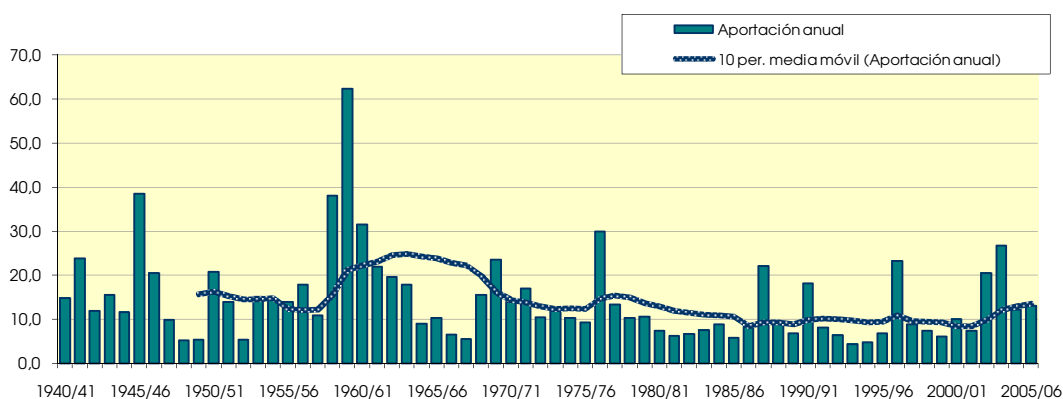
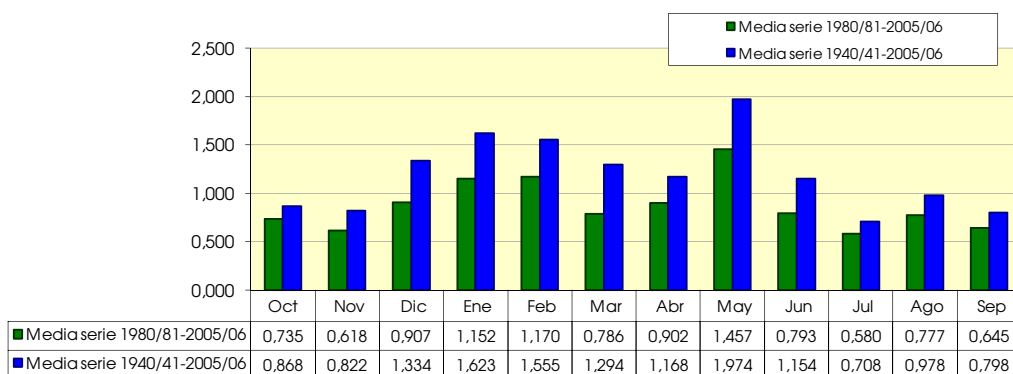
Percentil 1%	0,154	0,233	0,368	0,356	0,415	0,292	0,271	0,302	0,279	0,216	0,185	0,171	4,642
Percentil 5%	0,221	0,253	0,437	0,410	0,502	0,321	0,299	0,378	0,335	0,256	0,285	0,236	5,320
Percentil 10%	0,296	0,274	0,480	0,455	0,538	0,382	0,363	0,481	0,370	0,295	0,324	0,331	5,995
Percentil 25%	0,387	0,384	0,615	0,630	0,695	0,515	0,492	0,622	0,522	0,343	0,494	0,413	7,409
Percentil 50%	0,653	0,601	0,880	0,970	1,091	0,900	0,804	0,975	0,769	0,500	0,661	0,656	11,220
Desviación típica	0,748	0,804	1,559	1,839	1,704	1,267	1,025	2,197	0,960	0,594	0,978	0,583	9,837
Coef. variación	0,862	0,978	1,169	1,133	1,096	0,979	0,877	1,113	0,832	0,839	0,999	0,730	0,689

1980/2005
(hm³)

Serie para asignación y reserva

	Oct	Nov	Dic	Ene	Feb	Mar	Abr	May	Jun	Jul	Ago	Sep	Total
Máximo	2,001	1,464	3,550	7,449	4,473	2,955	3,219	7,505	3,250	1,836	1,967	1,923	26,774
Mínimo	0,226	0,219	0,331	0,337	0,366	0,285	0,269	0,388	0,268	0,229	0,324	0,257	4,316
Media	0,735	0,618	0,907	1,152	1,170	0,786	0,902	1,457	0,793	0,580	0,777	0,645	10,524

Percentil 1%	0,241	0,228	0,345	0,344	0,398	0,293	0,269	0,410	0,272	0,233	0,332	0,276	4,442
Percentil 5%	0,286	0,255	0,398	0,373	0,499	0,321	0,277	0,483	0,297	0,252	0,361	0,333	5,077
Percentil 10%	0,301	0,258	0,450	0,415	0,523	0,355	0,306	0,509	0,336	0,277	0,407	0,339	5,995
Percentil 25%	0,374	0,342	0,568	0,532	0,667	0,424	0,433	0,556	0,391	0,329	0,494	0,384	6,721
Percentil 50%	0,558	0,550	0,790	0,777	0,885	0,585	0,513	0,735	0,685	0,419	0,576	0,495	7,838
Desviación típica	0,468	0,332	0,623	1,417	0,843	0,616	0,790	1,717	0,645	0,400	0,478	0,383	6,239
Coef. variación	0,636	0,537	0,687	1,230	0,721	0,783	0,876	1,178	0,814	0,689	0,615	0,594	0,593



104. Río Aguas Vivas bajo

(hm ²)	Oct	Nov	Dic	Ene	Feb	Mar	Abr	May	Jun	Jul	Ago	Sep	Total
1940/41	1,961	1,621	1,584	4,359	2,645	8,574	4,528	5,315	3,274	2,642	3,061	3,060	42,625
1941/42	2,180	2,993	2,757	2,515	3,256	2,814	17,059	5,152	4,853	3,273	2,722	2,715	52,287
1942/43	2,323	2,476	2,303	2,375	1,936	4,848	2,334	2,620	1,760	2,260	2,105	2,478	29,818
1943/44	2,348	1,965	7,055	3,139	2,960	2,095	2,371	5,405	3,109	2,077	2,422	2,874	37,820
1944/45	2,839	2,052	2,138	5,889	3,830	3,021	2,209	2,582	2,235	1,947	2,057	1,552	32,350
1945/46	1,345	5,099	3,511	3,617	3,127	7,937	18,901	37,665	13,124	8,673	6,753	5,114	114,864
1946/47	4,209	3,305	3,554	4,903	7,816	3,976	2,621	3,790	2,820	2,985	2,755	3,252	45,986
1947/48	2,351	2,036	1,943	3,367	2,542	1,860	2,717	2,209	2,261	1,735	1,715	1,517	26,253
1948/49	1,355	1,188	1,603	1,322	1,505	1,575	1,118	2,173	1,495	1,575	1,580	2,153	18,643
1949/50	1,549	1,538	1,637	1,456	1,292	1,222	1,711	3,002	1,633	1,434	1,452	1,267	19,191
1950/51	1,265	1,110	5,127	5,114	6,619	5,807	11,460	9,141	6,534	4,758	4,280	4,810	66,024
1951/52	4,878	3,290	3,784	3,597	3,519	3,033	2,857	2,215	2,014	2,877	2,249	1,883	36,196
1952/53	1,470	1,385	1,390	1,383	1,163	1,302	1,456	1,251	4,035	1,979	1,782	1,646	20,241
1953/54	2,067	1,556	2,427	1,594	1,474	5,003	2,874	10,665	6,629	3,261	2,542	2,173	42,264
1954/55	1,753	1,600	1,463	2,401	1,941	1,580	1,509	1,559	1,710	1,458	1,504	1,440	19,919
1955/56	1,397	1,273	1,556	1,490	1,406	2,376	2,467	11,582	3,737	2,697	2,894	2,493	35,366
1956/57	1,836	2,108	1,639	1,377	1,301	1,266	1,428	2,405	10,506	3,577	2,835	2,454	32,734
1957/58	3,887	2,748	2,244	2,566	1,958	1,907	2,314	1,669	1,608	1,449	1,396	1,364	25,110
1958/59	1,292	1,595	5,871	5,053	9,347	12,147	6,208	14,249	7,639	6,367	4,920	5,465	80,152
1959/60	5,062	6,556	7,558	6,055	5,064	5,319	3,471	3,103	3,283	2,535	2,028	1,814	51,850
1960/61	5,703	3,610	4,598	4,577	2,963	2,254	2,065	1,961	1,850	1,929	6,032	1,752	39,296
1961/62	1,789	4,116	2,132	2,937	2,421	2,434	2,033	2,191	2,299	1,877	1,750	3,913	29,891
1962/63	4,204	2,836	2,397	2,388	2,473	2,357	2,922	1,853	1,795	1,620	1,847	4,309	31,001
1963/64	2,202	2,904	2,494	2,074	3,876	2,317	1,977	1,915	1,835	1,746	1,597	1,485	26,424
1964/65	1,365	1,282	1,979	1,754	1,723	1,865	1,646	1,553	1,416	1,287	1,172	1,118	18,161
1965/66	9,365	4,897	3,819	5,220	3,861	2,916	2,601	3,316	2,661	2,136	1,958	1,825	44,574
1966/67	3,063	2,314	1,886	1,758	1,791	1,688	1,512	1,306	1,251	1,237	1,202	1,103	20,111
1967/68	1,097	4,060	1,941	1,638	1,667	3,571	2,707	2,566	2,083	1,888	1,768	1,580	26,566
1968/69	1,405	6,836	3,481	3,166	2,529	5,035	26,165	9,387	7,087	5,095	4,013	5,502	79,702
1969/70	4,569	3,904	4,650	10,111	3,486	3,601	2,311	2,028	2,222	1,799	1,738	1,738	42,157
1970/71	1,325	1,239	1,400	1,437	1,367	1,376	3,293	9,122	4,321	2,831	2,321	2,061	32,093
1971/72	1,883	2,150	9,060	4,162	3,981	3,667	2,878	3,079	3,622	2,628	3,029	10,838	50,976
1972/73	5,234	4,028	3,379	2,746	2,205	1,873	1,795	1,974	5,138	3,053	2,629	2,312	36,365
1973/74	1,840	1,690	1,954	1,718	1,990	6,898	4,193	3,962	2,669	2,534	3,321	2,338	35,109
1974/75	2,133	2,249	1,938	1,668	1,718	1,801	2,540	3,314	3,968	2,224	4,317	3,145	31,016
1975/76	2,156	1,929	2,855	2,157	2,687	2,008	2,944	2,790	1,994	1,695	2,251	1,704	27,171
1976/77	2,041	1,673	4,837	22,881	6,735	6,624	4,505	14,944	11,424	6,908	5,621	4,288	92,481
1977/78	3,617	3,419	3,149	2,809	3,135	2,835	2,758	2,849	3,223	2,235	2,259	1,966	34,254
1978/79	1,710	1,474	2,072	5,307	3,025	3,053	3,404	4,319	2,721	2,285	2,263	2,277	33,910
1979/80	4,879	4,061	2,675	2,740	3,410	2,403	1,884	3,489	2,085	1,818	2,015	1,829	33,289
1980/81	1,686	2,029	2,480	1,769	1,738	1,476	5,910	2,505	2,329	1,754	1,793	1,669	27,138
1981/82	1,389	1,212	2,034	1,694	2,498	1,756	1,550	2,595	1,711	1,634	1,864	1,468	21,405
1982/83	2,978	2,061	2,064	1,826	1,791	1,521	1,575	1,461	1,517	1,489	1,811	1,452	21,546
1983/84	1,263	2,349	1,742	1,655	1,957	1,841	1,508	5,597	2,670	2,214	1,893	1,577	26,268
1984/85	1,341	5,929	2,448	2,248	3,463	2,286	1,958	2,979	2,280	1,954	1,933	1,741	30,561
1985/86	1,564	1,402	1,532	1,494	2,398	1,685	1,990	2,154	1,715	1,616	1,567	2,887	22,002
1986/87	7,202	3,842	3,007	5,068	4,073	2,877	2,247	2,291	1,758	1,805	1,807	1,630	37,607
1987/88	1,988	2,756	2,769	9,538	4,125	2,931	11,495	14,978	16,847	8,639	6,809	5,563	88,438
1988/89	4,140	4,232	3,094	2,675	2,587	2,477	2,395	2,382	1,987	1,719	2,098	1,812	31,598
1989/90	1,632	2,322	2,560	2,592	1,913	1,477	1,409	1,799	3,101	1,589	1,984	2,119	24,497
1990/91	2,589	2,736	3,707	3,641	8,732	4,708	6,074	3,611	2,559	2,411	2,449	3,990	47,206
1991/92	2,479	2,171	2,435	2,032	1,961	1,408	1,384	2,077	3,023	1,854	1,868	1,589	24,281
1992/93	4,581	1,756	2,376	1,707	1,958	1,472	1,505	2,121	1,518	1,335	1,347	2,104	23,780
1993/94	2,020	1,427	1,451	1,373	1,780	1,299	1,256	1,461	1,235	1,226	1,366	1,504	17,397
1994/95	2,470	1,612	1,518	1,473	1,435	1,261	1,179	1,681	1,252	1,242	1,690	1,211	18,023
1995/96	1,063	1,329	2,229	3,961	3,381	2,126	1,999	2,159	1,746	1,570	2,165	1,528	25,254
1996/97	1,328	2,699	11,422	25,471	8,560	5,654	4,633	5,359	4,097	3,387	4,768	2,943	80,321
1997/98	2,494	2,412	3,798	1,953	2,325	1,796	2,081	3,152	2,549	1,741	1,820	1,633	27,754
1998/99	1,517	1,300	1,556	1,254	1,416	2,344	2,401	1,824	2,122	2,929	1,906	2,328	22,896
1999/00	1,699	1,740	1,579	1,475	1,406	1,378	1,630	2,921	2,354	1,793	1,705	1,463	21,142
2000/01	6,707	3,382	3,034	4,144	2,793	2,435	1,913	2,338	1,739	1,550	1,671	1,813	33,518
2001/02	1,358	1,301	1,240	1,048	0,938	1,016	1,021	5,259	2,862	2,296	3,679	2,671	24,689
2002/03	2,380	1,975	2,690	2,776	4,042	3,884	5,927	17,652	5,802	4,363	3,762	3,728	58,980
2003/04	4,194	3,876	2,801	3,195	3,902	8,215	14,825	21,902	7,656	5,438	4,671	3,635	84,310
2004/05	3,034	2,742	2,727	2,133	2,174	1,654	1,695	1,944	1,637	1,463	1,355	1,872	24,431
2005/06	1,603	2,649	2,533	2,306	3,366	2,242	1,910	1,749	4,725	2,177	1,832	2,096	29,188

104. Río Aguas Vivas bajo

1940/2005
(hm³)

Serie completa

	Oct	Nov	Dic	Ene	Feb	Mar	Abr	May	Jun	Jul	Ago	Sep	Total
Máximo	9,365	6,836	11,422	25,471	9,347	12,147	26,165	37,665	16,847	8,673	6,809	10,838	114,864
Mínimo	1,063	1,110	1,240	1,048	0,938	1,016	1,021	1,251	1,235	1,226	1,172	1,103	17,397
Media	2,661	2,597	2,950	3,596	3,007	3,052	3,806	4,873	3,526	2,569	2,542	2,525	37,704

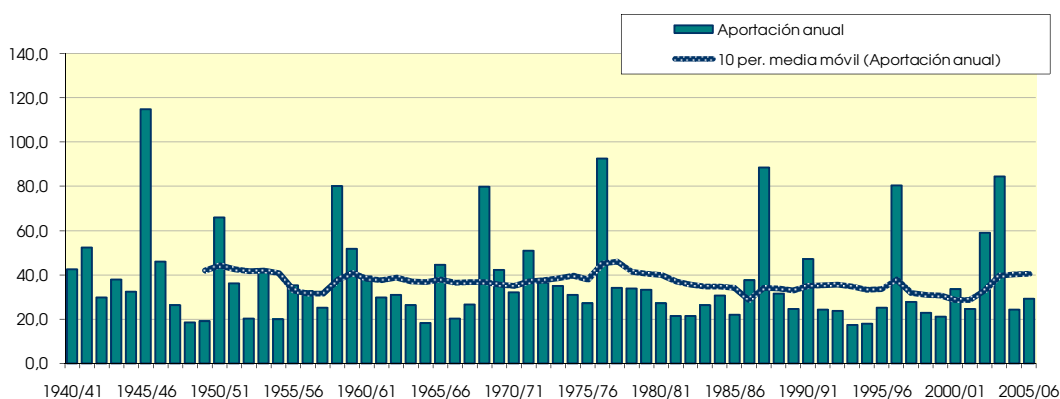
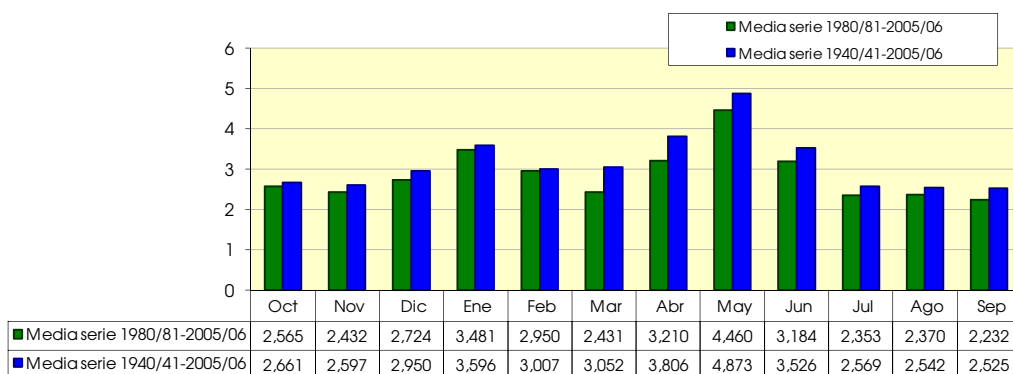
Percentil 1%	1,085	1,161	1,338	1,182	1,084	1,150	1,084	1,287	1,245	1,233	1,192	1,113	17,804
Percentil 5%	1,272	1,248	1,454	1,374	1,318	1,274	1,288	1,484	1,436	1,299	1,358	1,292	18,780
Percentil 10%	1,334	1,300	1,544	1,447	1,411	1,377	1,442	1,675	1,563	1,454	1,478	1,457	20,176
Percentil 25%	1,525	1,603	1,939	1,697	1,791	1,685	1,699	2,040	1,769	1,649	1,755	1,600	24,545
Percentil 50%	2,054	2,210	2,442	2,458	2,513	2,330	2,324	2,607	2,452	1,967	2,021	2,013	31,307
Desviación típica	1,654	1,306	1,831	4,079	1,847	2,132	4,531	5,920	2,943	1,595	1,315	1,539	20,705
Coef. variación	0,621	0,503	0,621	1,134	0,614	0,698	1,190	1,215	0,835	0,621	0,517	0,609	0,549

1980/2005
(hm³)

Serie para asignación y reserva

	Oct	Nov	Dic	Ene	Feb	Mar	Abr	May	Jun	Jul	Ago	Sep	Total
Máximo	7,202	5,929	11,422	25,471	8,732	8,215	14,825	21,902	16,847	8,639	6,809	5,563	88,438
Mínimo	1,063	1,212	1,240	1,048	0,938	1,016	1,021	1,461	1,235	1,226	1,347	1,211	17,397
Media	2,565	2,432	2,724	3,481	2,950	2,431	3,210	4,460	3,184	2,353	2,370	2,232	34,394

Percentil 1%	1,113	1,234	1,293	1,099	1,055	1,077	1,060	1,461	1,239	1,230	1,349	1,271	17,554
Percentil 5%	1,279	1,300	1,468	1,283	1,409	1,270	1,198	1,516	1,318	1,265	1,358	1,455	18,803
Percentil 10%	1,334	1,315	1,525	1,423	1,425	1,338	1,320	1,715	1,518	1,399	1,467	1,465	21,274
Percentil 25%	1,529	1,644	1,815	1,665	1,822	1,476	1,518	1,977	1,721	1,574	1,727	1,580	23,117
Percentil 50%	2,004	2,247	2,464	2,082	2,361	1,818	1,935	2,360	2,305	1,774	1,866	1,813	25,761
Desviación típica	1,602	1,103	1,897	4,805	1,910	1,606	3,318	5,271	3,154	1,608	1,304	1,020	20,451
Coef. variación	0,625	0,453	0,696	1,381	0,647	0,661	1,033	1,182	0,991	0,683	0,550	0,457	0,595



105. Río Aguas Vivas alto (en Blesca)

(hm ²)	Oct	Nov	Dic	Ene	Feb	Mar	Abr	May	Jun	Jul	Ago	Sep	Total
1940/41	0.334	0.141	0.287	1.351	0.951	3.024	0.970	1.609	0.546	0.256	0.829	0.720	11.017
1941/42	0.397	0.649	0.868	0.847	1.598	1.305	3.767	4.338	1.968	0.738	1.153	0.533	18.161
1942/43	0.438	0.845	0.582	0.652	0.682	2.211	0.582	0.665	0.510	0.451	0.467	0.571	8.655
1943/44	0.394	0.214	3.172	0.773	0.991	0.894	1.217	1.729	0.512	0.295	0.602	0.647	11.439
1944/45	0.457	0.380	0.639	0.777	1.061	0.640	0.317	0.617	1.482	0.613	1.396	0.524	8.902
1945/46	0.218	0.961	1.122	1.045	1.135	2.322	3.006	7.301	3.186	1.641	1.339	0.815	24.091
1946/47	0.841	0.651	1.086	2.171	3.693	1.126	0.662	2.394	0.911	0.872	0.745	0.411	15.564
1947/48	0.757	0.390	0.442	1.210	1.022	1.074	0.494	1.009	0.413	0.291	0.374	0.272	7.749
1948/49	0.187	0.122	0.458	0.285	0.490	0.289	0.270	0.422	0.207	0.136	0.244	0.312	3.424
1949/50	0.175	0.219	0.371	0.311	0.330	0.198	0.320	0.928	0.203	0.161	0.240	0.196	3.653
1950/51	0.265	0.178	2.289	1.977	2.071	1.267	1.560	1.442	0.899	0.620	0.851	0.769	14.189
1951/52	1.355	0.737	1.087	1.158	1.598	0.989	0.541	0.583	0.267	0.258	0.419	0.268	9.259
1952/53	0.403	0.347	0.512	0.371	0.372	0.307	0.162	0.122	0.289	0.315	0.101	0.046	3.347
1953/54	0.245	0.431	0.496	0.486	0.461	1.061	0.754	3.271	2.430	0.365	0.110	0.180	10.290
1954/55	0.231	0.329	0.490	0.447	0.534	1.378	0.979	3.879	3.170	0.484	0.171	0.267	12.357
1955/56	0.073	0.126	0.401	0.588	0.763	1.247	0.934	4.837	0.563	0.151	0.713	0.586	10.983
1956/57	0.334	0.548	0.331	0.238	0.545	1.497	1.212	6.420	1.872	0.196	0.929	0.284	14.407
1957/58	1.368	0.813	0.700	0.372	0.406	0.429	0.806	0.785	1.279	0.140	0.116	0.371	7.585
1958/59	0.267	0.368	2.248	3.022	6.908	4.802	2.122	4.857	1.404	1.508	1.160	0.696	29.362
1959/60	2.596	5.633	10.189	6.611	10.974	7.467	2.068	5.021	1.479	2.251	1.526	0.907	56.722
1960/61	0.750	0.616	5.742	6.684	4.074	1.797	0.624	0.611	1.925	0.229	4.611	0.245	27.908
1961/62	0.496	0.966	1.125	5.669	0.915	0.655	0.342	0.458	0.621	0.255	6.008	1.856	19.367
1962/63	3.849	0.802	1.353	1.249	1.441	1.051	1.218	0.597	0.825	0.328	0.377	2.708	15.799
1963/64	0.976	1.557	1.851	1.475	2.349	1.358	1.595	0.441	0.409	0.380	0.494	2.509	15.394
1964/65	0.067	0.110	0.356	1.129	2.955	0.967	0.511	0.132	0.190	0.087	0.053	0.037	6.594
1965/66	0.565	1.160	0.799	1.136	0.719	0.944	0.251	0.174	0.319	0.083	0.069	0.029	6.247
1966/67	0.470	0.425	0.425	1.244	0.655	0.331	0.209	0.227	0.415	0.057	0.023	0.039	4.520
1967/68	0.006	0.194	0.257	0.670	0.855	0.512	0.594	0.063	0.043	0.065	0.028	0.006	3.293
1968/69	0.012	0.917	1.094	0.319	0.215	1.154	2.765	0.969	0.319	0.168	0.105	0.344	8.381
1969/70	2.103	1.134	1.212	6.448	1.087	2.376	2.473	1.261	0.440	0.223	0.139	0.603	19.499
1970/71	0.138	0.217	0.308	0.649	0.378	0.157	1.216	5.492	1.280	0.336	0.185	0.787	11.144
1971/72	0.209	0.268	3.550	0.851	1.072	0.783	0.347	1.286	0.850	0.409	0.583	1.319	11.526
1972/73	0.590	0.342	0.534	0.552	0.640	0.374	0.205	0.303	1.106	0.676	0.462	0.447	6.231
1973/74	0.369	0.500	0.545	0.389	0.538	2.195	0.853	0.800	0.487	0.408	0.810	0.398	8.293
1974/75	0.641	0.289	0.390	0.378	0.482	0.858	0.514	0.722	1.171	0.199	1.289	0.976	7.910
1975/76	0.382	0.481	0.942	0.530	0.934	0.420	0.656	0.694	0.950	0.155	0.625	0.295	7.063
1976/77	0.533	0.411	1.740	6.536	1.646	1.452	0.620	3.698	1.905	0.877	1.086	0.661	21.165
1977/78	0.638	0.845	0.751	1.339	0.979	0.615	0.509	1.490	1.592	0.186	0.434	0.308	9.687
1978/79	0.232	0.196	0.572	2.104	1.165	0.859	0.747	0.889	0.399	0.218	0.441	0.503	8.325
1979/80	1.647	0.816	0.647	0.821	1.276	0.537	0.325	0.785	0.276	0.169	0.378	0.247	7.924
1980/81	0.222	0.279	0.692	0.418	0.491	0.253	1.347	0.460	0.402	0.171	0.375	0.305	5.414
1981/82	0.197	0.130	0.578	0.425	0.837	0.323	0.321	0.585	0.216	0.218	0.308	0.189	4.326
1982/83	0.802	0.258	0.450	0.399	0.489	0.263	0.314	0.308	0.251	0.166	0.323	0.170	4.194
1983/84	0.146	0.517	0.332	0.356	0.614	0.373	0.197	1.036	0.362	0.318	0.309	0.225	4.785
1984/85	0.160	0.886	0.468	0.475	1.475	0.519	0.316	0.673	0.501	0.290	0.346	0.230	6.338
1985/86	0.247	0.169	0.334	0.308	0.723	0.253	0.331	0.417	0.223	0.269	0.239	0.603	4.116
1986/87	0.692	0.324	0.373	1.497	0.937	0.372	0.216	0.321	0.200	0.264	0.317	0.193	5.706
1987/88	0.244	0.340	0.680	2.540	0.954	0.451	1.716	2.044	1.750	0.571	0.966	1.128	13.383
1988/89	0.617	0.728	0.590	0.583	0.696	0.464	0.410	0.387	0.235	0.137	0.487	0.270	5.605
1989/90	0.299	0.462	0.594	0.680	0.500	0.256	0.205	0.439	0.570	0.162	0.546	0.388	5.100
1990/91	0.705	0.779	1.516	1.718	4.315	1.927	1.789	0.927	0.440	0.301	0.554	0.847	15.816
1991/92	0.405	0.329	0.875	0.528	0.692	0.494	0.474	0.653	0.507	0.149	0.359	0.351	5.816
1992/93	1.099	0.179	0.733	0.392	0.680	0.300	0.233	0.385	0.169	0.094	0.219	0.252	4.735
1993/94	0.337	0.122	0.264	0.248	0.542	0.200	0.178	0.270	0.149	0.102	0.186	0.208	2.806
1994/95	0.489	0.174	0.275	0.334	0.366	0.215	0.151	0.424	0.162	0.151	0.322	0.143	3.207
1995/96	0.123	0.119	0.628	0.957	1.199	0.344	0.340	0.416	0.202	0.144	0.576	0.201	5.248
1996/97	0.161	0.370	3.027	5.977	1.690	0.777	0.599	1.061	0.709	0.474	1.422	0.432	16.698
1997/98	0.340	0.278	1.226	0.786	0.680	0.308	0.407	0.918	0.659	0.230	0.449	0.241	6.521
1998/99	0.238	0.127	0.361	0.268	0.419	0.774	0.458	0.314	0.755	0.742	0.377	0.527	5.359
1999/00	0.273	0.270	0.340	0.351	0.397	0.328	0.319	0.547	0.472	0.297	0.358	0.222	4.176
2000/01	1.426	0.382	0.615	1.146	0.778	0.521	0.229	0.442	0.185	0.117	0.258	0.354	6.453
2001/02	0.165	0.186	0.207	0.226	0.264	0.185	0.166	1.042	0.413	0.223	1.231	0.556	4.864
2002/03	1.032	0.513	0.770	0.820	1.569	1.271	1.736	5.100	0.787	0.715	0.823	0.712	15.848
2003/04	1.219	1.161	0.624	0.835	1.461	2.506	2.531	6.239	1.079	0.644	1.025	0.777	20.102
2004/05	0.732	0.606	0.690	0.631	0.701	0.599	1.175	2.101	0.357	0.549	0.728	0.704	9.572
2005/06	0.714	0.638	0.704	0.582	1.348	0.661	1.071	2.131	0.915	0.461	0.525	0.544	10.296

105. Río Aguas Vivas alto (en Blesa)

1940/2005
(hm³)

Serie completa

	Oct	Nov	Dic	Ene	Feb	Mar	Abr	May	Jun	Jul	Ago	Sep	Total
Máximo	3,849	5,633	10,189	6,684	10,974	7,467	3,767	7,301	3,186	2,251	6,008	2,708	56,722
Mínimo	0,006	0,110	0,207	0,226	0,215	0,157	0,151	0,063	0,043	0,057	0,023	0,006	2,806
Media	0,592	0,555	1,059	1,339	1,300	1,028	0,857	1,560	0,785	0,382	0,687	0,522	10,665

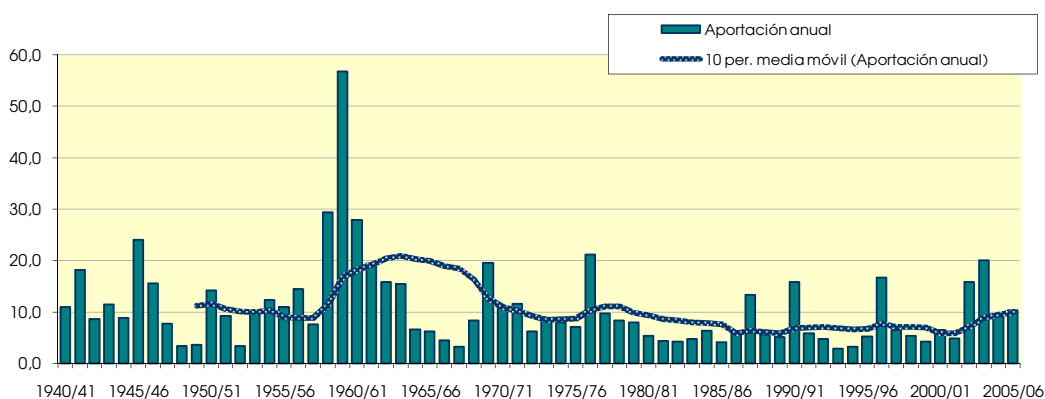
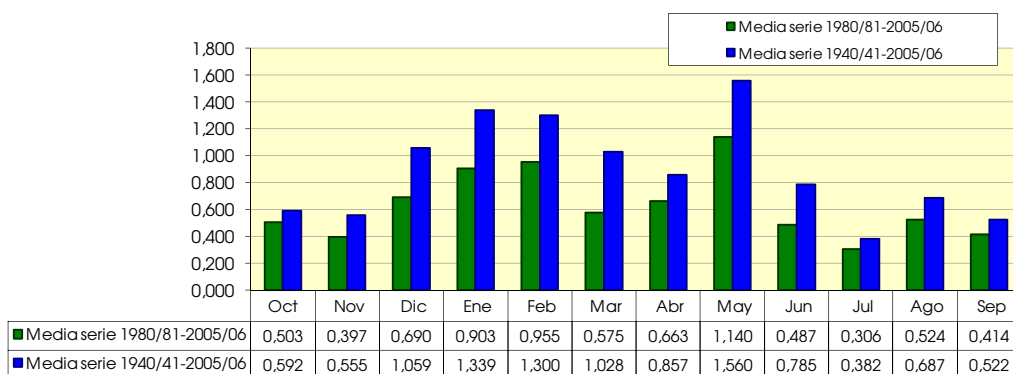
Percentil 1%	0,010	0,116	0,239	0,234	0,247	0,175	0,158	0,101	0,112	0,062	0,027	0,021	3,066
Percentil 5%	0,085	0,123	0,278	0,272	0,368	0,204	0,183	0,187	0,173	0,089	0,077	0,041	3,367
Percentil 10%	0,153	0,135	0,332	0,315	0,402	0,255	0,207	0,305	0,201	0,126	0,113	0,175	4,146
Percentil 25%	0,231	0,218	0,429	0,404	0,539	0,351	0,319	0,439	0,297	0,163	0,270	0,242	5,373
Percentil 50%	0,396	0,381	0,626	0,727	0,846	0,658	0,561	0,785	0,509	0,261	0,445	0,379	8,309
Desviación típica	0,634	0,710	1,464	1,691	1,633	1,146	0,784	1,793	0,696	0,378	0,916	0,493	8,382
Coef. variación	1,071	1,278	1,383	1,263	1,257	1,115	0,915	1,149	0,887	0,989	1,335	0,944	0,786

1980/2005
(hm³)

Serie para asignación y reserva

	Oct	Nov	Dic	Ene	Feb	Mar	Abr	May	Jun	Jul	Ago	Sep	Total
Máximo	1,426	1,161	3,027	5,977	4,315	2,506	2,531	6,239	1,750	0,742	1,422	1,128	20,102
Mínimo	0,123	0,119	0,207	0,226	0,264	0,185	0,151	0,270	0,149	0,094	0,186	0,143	2,806
Media	0,503	0,397	0,690	0,903	0,955	0,575	0,663	1,140	0,487	0,306	0,524	0,414	7,557

Percentil 1%	0,129	0,120	0,221	0,232	0,290	0,188	0,155	0,279	0,152	0,096	0,194	0,150	2,906
Percentil 5%	0,150	0,123	0,266	0,253	0,374	0,204	0,169	0,309	0,164	0,106	0,224	0,175	3,434
Percentil 10%	0,161	0,128	0,304	0,288	0,408	0,234	0,188	0,318	0,177	0,127	0,248	0,191	4,146
Percentil 25%	0,226	0,181	0,364	0,365	0,511	0,272	0,230	0,416	0,218	0,154	0,318	0,223	4,747
Percentil 50%	0,339	0,326	0,604	0,555	0,698	0,373	0,335	0,566	0,407	0,247	0,376	0,328	5,509
Desviación típica	0,370	0,267	0,559	1,162	0,794	0,544	0,650	1,450	0,361	0,196	0,323	0,254	4,765
Coef. variación	0,736	0,672	0,809	1,286	0,831	0,947	0,981	1,272	0,741	0,641	0,616	0,613	0,631



110. Río Moyuela

(hm ²)	Oct	Nov	Dic	Ene	Feb	Mar	Abr	May	Jun	Jul	Ago	Sep	Total
1940/41	0,322	0,294	0,258	0,763	0,347	1,388	0,813	0,968	0,660	0,566	0,538	0,558	7,475
1941/42	0,459	0,661	0,482	0,491	0,471	0,542	3,594	0,910	0,950	0,701	0,659	0,585	10,505
1942/43	0,543	0,536	0,470	0,437	0,360	0,949	0,515	0,575	0,395	0,518	0,413	0,468	6,179
1943/44	0,475	0,409	1,252	0,566	0,491	0,435	0,485	1,198	0,660	0,476	0,502	0,561	7,501
1944/45	0,742	0,479	0,473	1,323	0,666	0,575	0,453	0,572	0,483	0,430	0,552	0,335	7,084
1945/46	0,296	0,969	0,630	0,698	0,522	1,427	3,155	6,268	2,046	1,634	1,334	1,104	20,083
1946/47	0,905	0,785	0,732	0,969	1,169	0,778	0,604	0,908	0,625	0,586	0,524	0,548	9,133
1947/48	0,489	0,442	0,380	0,585	0,435	0,373	0,411	0,405	0,399	0,310	0,283	0,264	4,775
1948/49	0,237	0,217	0,245	0,222	0,218	0,251	0,206	0,348	0,265	0,309	0,269	0,297	3,084
1949/50	0,257	0,249	0,246	0,225	0,196	0,186	0,278	0,480	0,313	0,272	0,252	0,224	3,178
1950/51	0,210	0,190	0,654	0,699	1,079	0,873	1,909	1,662	1,118	0,902	0,850	0,880	11,028
1951/52	1,028	0,826	0,783	0,785	0,643	0,601	0,578	0,499	0,425	0,504	0,412	0,366	7,449
1952/53	0,317	0,308	0,303	0,266	0,237	0,232	0,274	0,230	0,799	0,378	0,345	0,320	4,009
1953/54	0,395	0,324	0,553	0,334	0,305	1,029	0,488	1,828	0,965	0,672	0,567	0,483	7,943
1954/55	0,411	0,370	0,323	0,672	0,364	0,321	0,316	0,322	0,358	0,293	0,286	0,298	4,335
1955/56	0,281	0,260	0,327	0,321	0,266	0,501	0,404	1,464	0,609	0,521	0,472	0,459	5,885
1956/57	0,393	0,449	0,343	0,299	0,272	0,249	0,282	0,512	1,396	0,650	0,557	0,480	5,882
1957/58	0,856	0,730	0,513	0,653	0,419	0,387	0,360	0,370	0,335	0,301	0,280	0,268	5,471
1958/59	0,248	0,395	1,257	0,509	0,722	1,688	1,085	1,977	1,171	0,987	0,830	1,015	11,881
1959/60	0,929	1,322	0,961	0,910	0,785	1,002	0,690	0,661	0,639	0,525	0,452	0,399	9,276
1960/61	0,698	0,532	0,688	0,601	0,494	0,431	0,389	0,384	0,353	0,329	0,319	0,305	5,524
1961/62	0,309	0,974	0,390	0,645	0,461	0,417	0,401	0,434	0,386	0,343	0,321	0,433	5,512
1962/63	0,675	0,675	0,518	0,558	0,490	0,455	0,475	0,391	0,354	0,315	0,290	0,561	5,758
1963/64	0,376	0,713	0,479	0,381	0,498	0,416	0,381	0,404	0,397	0,354	0,321	0,291	5,010
1964/65	0,262	0,249	0,564	0,431	0,382	0,372	0,332	0,311	0,280	0,252	0,228	0,210	3,873
1965/66	0,822	0,596	0,512	0,915	0,563	0,474	0,478	0,615	0,450	0,405	0,366	0,331	6,527
1966/67	0,634	0,474	0,380	0,387	0,333	0,303	0,275	0,255	0,233	0,222	0,209	0,191	3,895
1967/68	0,185	0,759	0,309	0,275	0,282	0,566	0,387	0,554	0,421	0,375	0,337	0,299	4,748
1968/69	0,263	2,194	0,657	0,765	0,557	0,866	3,123	1,370	1,177	0,935	0,790	0,927	13,625
1969/70	0,768	0,687	0,712	0,883	0,586	0,569	0,467	0,435	0,454	0,380	0,338	0,296	6,575
1970/71	0,271	0,250	0,246	0,242	0,222	0,212	0,475	0,455	0,512	0,470	0,424	0,378	4,157
1971/72	0,326	0,368	1,158	0,694	0,604	0,578	0,524	0,546	0,616	0,493	0,507	1,316	7,731
1972/73	0,677	0,610	0,512	0,452	0,381	0,332	0,303	0,335	0,875	0,522	0,460	0,412	5,873
1973/74	0,354	0,312	0,377	0,286	0,269	1,024	0,710	0,752	0,594	0,504	0,522	0,448	6,152
1974/75	0,412	0,481	0,348	0,303	0,269	0,371	0,524	0,599	0,630	0,494	0,887	0,622	5,940
1975/76	0,484	0,421	0,539	0,393	0,386	0,356	0,539	0,495	0,394	0,349	0,408	0,329	5,095
1976/77	0,368	0,324	0,951	4,057	0,885	1,106	0,792	2,541	2,143	1,297	1,080	0,899	16,444
1977/78	0,756	0,659	0,584	0,560	0,483	0,497	0,508	0,667	0,660	0,473	0,418	0,378	6,642
1978/79	0,329	0,287	0,363	1,050	0,409	0,516	0,669	0,838	0,504	0,484	0,421	0,434	6,305
1979/80	1,151	1,213	0,570	0,540	0,530	0,455	0,404	0,669	0,425	0,389	0,356	0,328	7,029
1980/81	0,298	0,400	0,477	0,304	0,269	0,248	1,335	0,485	0,474	0,377	0,334	0,316	5,318
1981/82	0,279	0,245	0,355	0,271	0,324	0,282	0,264	0,420	0,312	0,281	0,291	0,255	3,580
1982/83	0,491	0,428	0,369	0,319	0,282	0,261	0,246	0,244	0,263	0,248	0,258	0,238	3,647
1983/84	0,209	0,436	0,291	0,269	0,273	0,263	0,251	0,679	0,450	0,383	0,327	0,282	4,111
1984/85	0,244	0,975	0,391	0,375	0,539	0,402	0,387	0,563	0,420	0,390	0,347	0,315	5,350
1985/86	0,284	0,267	0,250	0,229	0,295	0,250	0,294	0,346	0,306	0,270	0,251	0,347	3,390
1986/87	0,427	0,380	0,340	0,607	0,429	0,387	0,344	0,343	0,314	0,297	0,287	0,265	4,421
1987/88	0,269	0,451	0,402	1,400	0,563	0,476	1,434	1,863	2,122	1,259	1,035	0,856	12,131
1988/89	0,720	0,833	0,559	0,474	0,406	0,392	0,432	0,402	0,368	0,329	0,314	0,308	5,536
1989/90	0,268	0,490	0,411	0,410	0,294	0,258	0,257	0,315	0,679	0,318	0,349	0,388	4,438
1990/91	0,525	0,775	0,942	0,857	1,641	0,871	1,595	0,845	0,657	0,600	0,517	0,771	10,598
1991/92	0,551	0,482	0,469	0,400	0,346	0,320	0,283	0,375	0,434	0,368	0,329	0,303	4,661
1992/93	1,015	0,365	0,438	0,317	0,304	0,269	0,264	0,324	0,276	0,249	0,222	0,269	4,312
1993/94	0,305	0,259	0,235	0,215	0,237	0,207	0,201	0,236	0,203	0,196	0,195	0,206	2,694
1994/95	0,421	0,284	0,250	0,237	0,210	0,194	0,185	0,301	0,218	0,205	0,230	0,201	2,935
1995/96	0,180	0,199	0,311	0,489	0,428	0,325	0,315	0,346	0,291	0,271	0,335	0,269	3,761
1996/97	0,238	0,391	1,508	3,676	0,965	0,797	0,719	0,796	0,702	0,606	0,835	0,570	11,804
1997/98	0,487	0,472	0,562	0,417	0,366	0,319	0,376	0,628	0,556	0,370	0,342	0,311	5,206
1998/99	0,281	0,255	0,236	0,218	0,205	0,352	0,374	0,324	0,434	0,567	0,374	0,449	4,069
1999/00	0,356	0,340	0,291	0,257	0,227	0,231	0,287	0,379	0,421	0,357	0,310	0,280	3,738
2000/01	0,924	0,577	0,504	0,669	0,429	0,423	0,352	0,413	0,316	0,284	0,265	0,285	5,442
2001/02	0,236	0,216	0,195	0,174	0,157	0,150	0,162	0,616	0,458	0,433	0,545	0,534	3,876
2002/03	0,444	0,398	0,490	0,497	0,600	0,706	1,141	3,259	1,058	0,896	0,774	0,750	11,013
2003/04	0,938	0,738	0,571	0,572	0,586	1,356	2,359	4,787	1,399	1,201	1,009	0,846	16,362
2004/05	0,733	0,618	0,543	0,464	0,399	0,349	0,320	0,354	0,339	0,293	0,264	0,387	5,064
2005/06	0,346	0,562	0,503	0,415	0,485	0,428	0,375	0,327	1,126	0,491	0,392	0,499	5,950

110. Río Moyuela

1940/2005
(hm³)

Serie completa

	Oct	Nov	Dic	Ene	Feb	Mar	Abr	May	Jun	Jul	Ago	Sep	Total
Máximo	1,151	2,194	1,508	4,057	1,641	1,688	3,594	6,268	2,143	1,634	1,334	1,316	20,083
Mínimo	0,180	0,190	0,195	0,174	0,157	0,150	0,162	0,230	0,203	0,196	0,195	0,191	2,694
Media	0,475	0,528	0,514	0,616	0,459	0,525	0,661	0,836	0,622	0,492	0,456	0,452	6,636

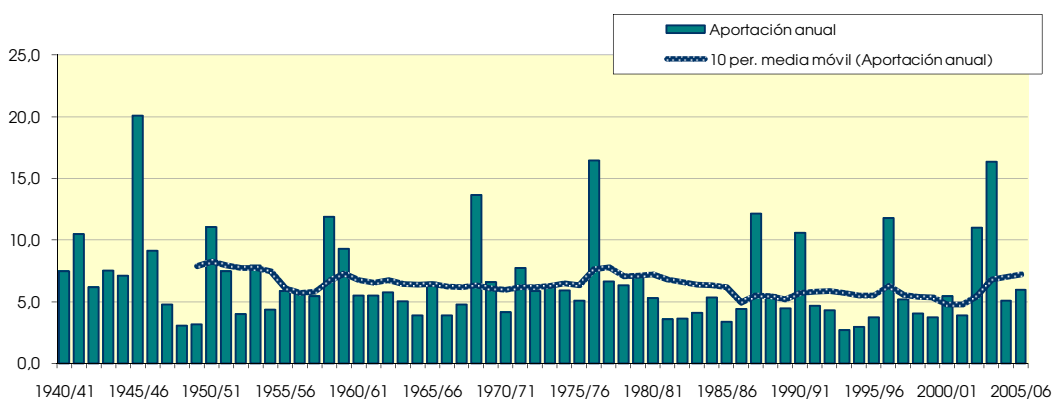
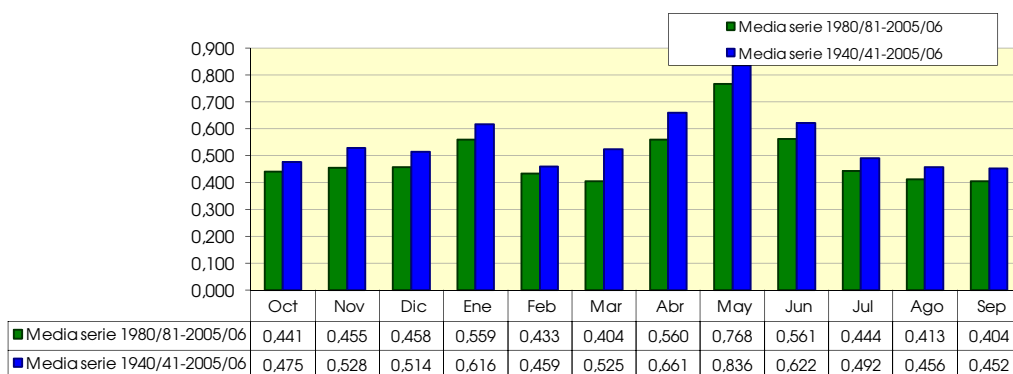
Percentil 1%	0,183	0,196	0,221	0,200	0,182	0,174	0,177	0,234	0,213	0,202	0,204	0,198	2,851
Percentil 5%	0,217	0,224	0,245	0,222	0,212	0,208	0,216	0,266	0,264	0,248	0,228	0,213	3,231
Percentil 10%	0,241	0,250	0,250	0,240	0,232	0,240	0,261	0,319	0,285	0,271	0,255	0,260	3,692
Percentil 25%	0,281	0,315	0,341	0,307	0,285	0,307	0,306	0,358	0,355	0,311	0,296	0,296	4,318
Percentil 50%	0,394	0,445	0,475	0,469	0,407	0,416	0,404	0,497	0,452	0,390	0,361	0,372	5,530
Desviación típica	0,247	0,321	0,266	0,636	0,253	0,336	0,707	1,017	0,433	0,282	0,239	0,240	3,498
Coef. variación	0,520	0,609	0,517	1,031	0,550	0,640	1,071	1,216	0,695	0,573	0,524	0,531	0,527

1980/2005
(hm³)

Serie para asignación y reserva

	Oct	Nov	Dic	Ene	Feb	Mar	Abr	May	Jun	Jul	Ago	Sep	Total
Máximo	1,015	0,975	1,508	3,676	1,641	1,356	2,359	4,787	2,122	1,259	1,035	0,856	16,362
Mínimo	0,180	0,199	0,195	0,174	0,157	0,150	0,162	0,236	0,203	0,196	0,195	0,201	2,694
Media	0,441	0,455	0,458	0,559	0,433	0,404	0,560	0,768	0,561	0,444	0,413	0,404	5,900

Percentil 1%	0,188	0,204	0,205	0,184	0,169	0,161	0,168	0,238	0,207	0,198	0,202	0,203	2,754
Percentil 5%	0,216	0,223	0,236	0,216	0,206	0,197	0,189	0,258	0,229	0,216	0,224	0,214	3,049
Percentil 10%	0,237	0,250	0,243	0,224	0,218	0,219	0,223	0,308	0,270	0,248	0,241	0,247	3,485
Percentil 25%	0,272	0,298	0,296	0,269	0,275	0,259	0,264	0,331	0,313	0,282	0,270	0,272	3,789
Percentil 50%	0,351	0,414	0,407	0,405	0,356	0,323	0,332	0,390	0,427	0,363	0,332	0,313	4,550
Desviación típica	0,239	0,200	0,265	0,684	0,299	0,263	0,548	1,033	0,432	0,277	0,235	0,199	3,450
Coef. variación	0,543	0,439	0,579	1,224	0,691	0,649	0,979	1,345	0,770	0,624	0,570	0,492	0,585



116. Río Camaras

(hm ²)	Oct	Nov	Dic	Ene	Feb	Mar	Abr	May	Jun	Jul	Ago	Sep	Total
1940/41	0.755	0.668	0.598	1.730	0.790	1.996	1.793	1.632	1.162	1.006	0.941	0.910	13.981
1941/42	0.798	0.972	0.838	0.814	0.738	0.816	7.307	1.901	1.608	1.099	1.038	1.006	18.935
1942/43	0.881	0.798	0.731	0.710	0.613	1.079	0.796	0.881	0.633	0.764	0.658	0.761	9.305
1943/44	0.708	0.644	2.252	0.876	0.751	0.645	0.717	1.984	1.261	0.744	0.756	0.888	12.226
1944/45	1.191	0.776	0.713	2.921	1.530	1.257	0.874	0.990	0.933	0.721	0.762	0.534	13.201
1945/46	0.463	2.297	0.987	1.408	0.869	3.238	9.716	14.738	3.793	2.422	1.739	1.357	43.029
1946/47	1.040	0.912	0.836	1.080	2.237	1.485	1.023	1.788	1.087	1.007	0.887	1.693	15.074
1947/48	1.058	0.802	0.741	1.354	1.019	0.890	1.533	1.103	1.226	0.751	0.686	0.628	11.792
1948/49	0.550	0.493	0.547	0.468	0.487	0.652	0.476	1.059	0.697	0.693	0.629	1.088	7.840
1949/50	0.699	0.686	0.648	0.571	0.523	0.508	0.780	1.226	0.685	0.599	0.560	0.499	7.985
1950/51	0.476	0.438	1.692	1.585	1.857	2.551	6.025	4.582	2.720	1.773	1.372	1.878	26.950
1951/52	2.034	1.163	1.189	1.243	1.021	1.332	1.443	1.058	0.902	1.537	0.909	0.776	14.607
1952/53	0.665	0.629	0.660	0.590	0.531	0.509	0.721	0.553	2.359	0.915	0.813	0.737	9.682
1953/54	1.071	0.676	1.243	0.702	0.656	2.465	1.026	4.007	2.248	1.261	1.015	0.848	17.217
1954/55	0.730	0.687	0.647	1.189	0.845	0.753	0.725	0.784	0.906	0.699	0.713	0.653	9.332
1955/56	0.699	0.609	0.775	0.717	0.647	0.947	1.004	4.125	1.557	1.189	1.083	1.093	14.446
1956/57	0.832	1.011	0.728	0.636	0.611	0.596	0.741	1.226	6.514	1.596	1.208	0.951	16.649
1957/58	2.017	1.097	0.801	1.171	0.769	0.722	0.729	0.725	0.775	0.653	0.625	0.608	10.693
1958/59	0.577	0.718	2.892	1.062	1.065	2.774	1.982	4.943	2.791	2.024	1.541	2.509	24.878
1959/60	1.731	1.531	1.514	1.343	1.265	2.007	1.307	1.312	1.147	1.005	0.908	0.830	15.901
1960/61	2.793	1.587	1.587	1.233	1.048	0.939	0.898	0.845	0.800	0.910	0.780	0.810	14.231
1961/62	0.873	2.462	1.039	1.348	1.215	1.176	1.037	1.043	0.979	0.902	0.883	0.914	13.871
1962/63	1.218	1.015	0.841	0.920	0.918	1.018	1.021	0.848	0.855	0.757	0.728	2.689	12.829
1963/64	1.002	1.397	1.025	0.856	1.398	0.993	0.999	0.961	0.878	0.789	0.726	0.678	11.703
1964/65	0.617	0.584	0.778	0.676	0.728	0.902	0.736	0.700	0.639	0.580	0.522	0.499	7.962
1965/66	3.855	1.908	1.512	2.128	1.655	1.261	1.211	1.717	1.115	1.002	0.909	0.837	19.109
1966/67	1.706	1.113	0.867	0.811	0.754	0.710	0.655	0.612	0.583	0.568	0.543	0.494	9.416
1967/68	0.519	2.618	0.967	0.811	0.842	2.176	1.297	1.229	0.998	0.895	0.841	0.751	13.944
1968/69	0.668	3.447	1.654	1.435	1.096	2.374	15.151	3.709	3.021	1.981	1.527	2.877	38.938
1969/70	1.391	1.187	1.708	2.161	1.165	1.154	0.920	0.939	1.130	0.820	0.751	0.656	13.982
1970/71	0.597	0.571	0.732	0.671	0.581	0.627	1.404	2.385	1.734	1.291	1.091	0.956	12.637
1971/72	0.806	0.985	3.591	1.525	1.221	1.455	1.133	1.226	1.283	0.919	1.207	4.616	19.967
1972/73	2.176	1.692	1.242	1.039	0.866	0.757	0.747	0.809	2.097	0.944	0.872	0.785	14.028
1973/74	0.657	0.597	0.815	0.600	0.743	2.699	1.642	1.462	1.016	0.897	1.397	0.864	13.390
1974/75	0.810	0.967	0.717	0.628	0.597	0.920	1.237	1.713	1.550	0.963	1.575	1.182	12.857
1975/76	0.810	0.732	1.382	0.779	0.941	0.804	1.274	1.119	0.861	0.744	0.890	0.730	11.066
1976/77	0.819	0.696	1.756	9.370	2.413	2.628	1.897	6.098	4.383	2.514	1.823	1.419	35.816
1977/78	1.175	1.061	1.070	1.127	1.042	1.138	1.167	1.493	1.795	0.999	0.871	0.810	13.747
1978/79	0.696	0.605	0.741	1.696	0.952	1.178	1.504	2.335	1.162	1.033	0.920	0.949	13.772
1979/80	1.537	1.340	0.827	0.828	1.095	0.917	0.808	1.555	0.903	0.818	0.798	0.763	12.188
1980/81	0.698	0.913	0.896	0.654	0.596	0.576	2.564	0.959	0.930	0.710	0.631	0.623	10.748
1981/82	0.533	0.484	0.732	0.605	0.877	0.660	0.614	1.104	0.702	0.675	0.824	0.624	8.433
1982/83	1.141	0.756	0.691	0.607	0.554	0.544	0.555	0.547	0.564	0.583	0.723	0.579	7.844
1983/84	0.502	0.783	0.584	0.534	0.599	0.756	0.624	2.982	1.056	0.850	0.705	0.604	10.579
1984/85	0.534	3.535	1.008	0.895	0.943	0.841	0.752	1.311	0.794	0.749	0.703	0.665	12.729
1985/86	0.584	0.565	0.550	0.559	0.952	0.772	0.928	0.948	0.761	0.661	0.640	1.259	9.180
1986/87	3.848	1.849	1.328	2.053	1.717	1.234	0.994	1.093	0.753	0.748	0.680	0.660	16.956
1987/88	0.959	1.416	1.107	3.903	1.482	1.125	5.305	6.633	8.403	3.705	2.519	1.834	38.390
1988/89	1.425	1.545	1.037	0.886	0.833	0.984	1.071	1.087	0.861	0.772	0.806	0.741	12.047
1989/90	0.638	0.943	1.078	1.037	0.699	0.613	0.617	0.703	1.386	0.685	0.692	0.884	9.976
1990/91	0.906	0.775	0.885	0.720	2.321	1.351	2.047	1.221	0.927	1.034	0.914	1.767	14.868
1991/92	0.902	0.823	0.921	0.660	0.570	0.558	0.536	0.732	1.460	0.784	0.682	0.598	9.228
1992/93	1.999	0.754	0.789	0.611	0.611	0.553	0.649	0.992	0.627	0.569	0.513	1.180	9.845
1993/94	0.959	0.643	0.580	0.539	0.633	0.518	0.502	0.568	0.492	0.502	0.519	0.607	7.062
1994/95	1.066	0.681	0.563	0.512	0.475	0.472	0.474	0.585	0.497	0.493	0.727	0.494	7.039
1995/96	0.428	0.680	0.921	1.981	1.190	0.929	0.863	0.938	0.799	0.704	0.800	0.623	10.856
1996/97	0.542	1.533	5.606	10.275	3.091	2.028	1.733	2.157	1.496	1.288	1.479	1.053	32.282
1997/98	0.923	0.995	1.373	0.884	0.786	0.722	0.868	1.152	0.865	0.695	0.668	0.642	10.572
1998/99	0.610	0.556	0.603	0.472	0.491	0.820	1.094	0.702	0.812	1.111	0.681	0.874	8.825
1999/00	0.637	0.715	0.570	0.531	0.472	0.520	0.702	1.588	0.924	0.658	0.587	0.544	8.449
2000/01	1.846	1.212	0.928	1.469	0.823	0.817	0.718	0.894	0.672	0.619	0.612	0.664	11.275
2001/02	0.510	0.494	0.443	0.399	0.370	0.371	0.415	2.362	1.082	0.869	0.980	0.776	9.070
2002/03	0.699	0.657	0.929	0.913	1.333	1.399	2.271	7.884	2.474	1.745	1.424	1.611	23.336
2003/04	1.772	1.651	1.137	1.310	1.495	3.570	8.859	9.783	3.249	2.314	1.760	1.411	38.312
2004/05	1.220	1.045	0.972	0.854	0.769	0.712	0.729	0.967	0.828	0.682	0.621	0.800	10.199
2005/06	0.675	1.321	0.891	0.848	1.163	0.853	0.779	0.697	2.441	1.014	0.815	1.013	12.510

116. Río Camaras

1940/2005
(hm³)

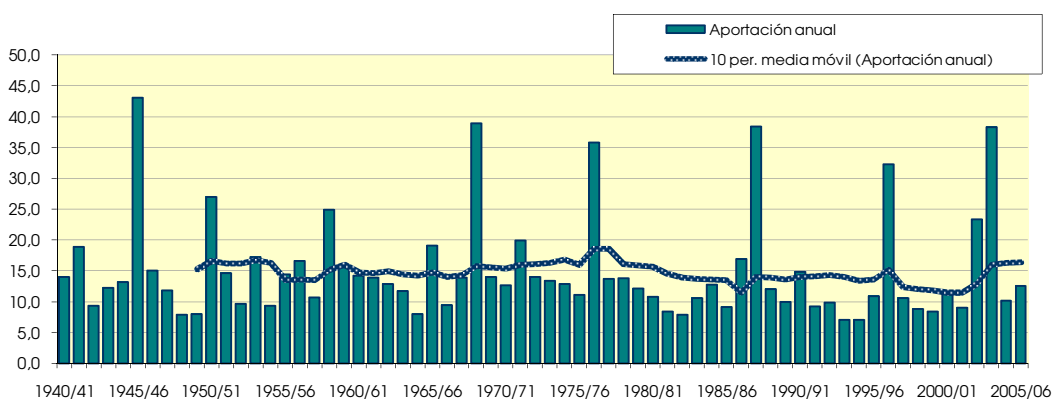
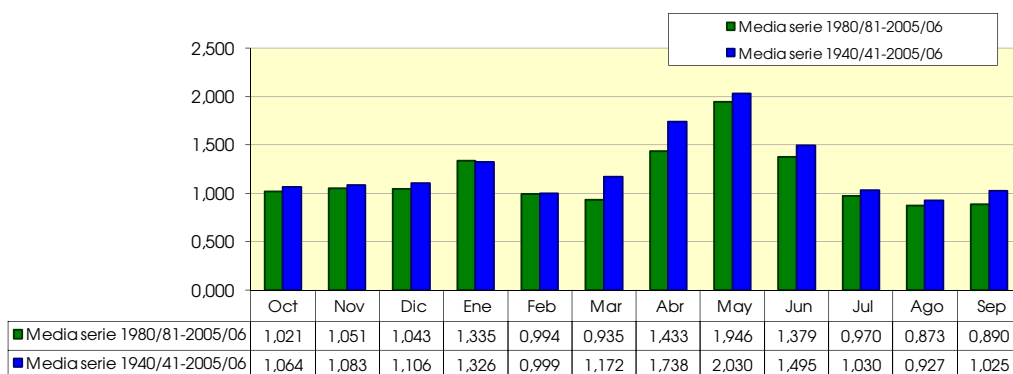
Serie completa

	Oct	Nov	Dic	Ene	Feb	Mar	Abr	May	Jun	Jul	Ago	Sep	Total
Máximo	3,855	3,535	5,606	10,275	3,091	3,570	15,151	14,738	8,403	3,705	2,519	4,616	43,029
Mínimo	0,428	0,438	0,443	0,399	0,370	0,371	0,415	0,547	0,492	0,493	0,513	0,494	7,039
Media	1,064	1,083	1,106	1,326	0,999	1,172	1,738	2,030	1,495	1,030	0,927	1,025	14,997
Percentil 1%	0,451	0,468	0,510	0,444	0,437	0,437	0,453	0,551	0,495	0,499	0,516	0,494	7,054
Percentil 5%	0,504	0,509	0,565	0,516	0,488	0,511	0,511	0,592	0,594	0,572	0,548	0,508	7,873
Percentil 10%	0,534	0,577	0,591	0,549	0,542	0,548	0,615	0,701	0,655	0,609	0,617	0,588	8,441
Percentil 25%	0,643	0,677	0,732	0,655	0,636	0,711	0,729	0,905	0,803	0,700	0,683	0,654	9,878
Percentil 50%	0,814	0,867	0,894	0,880	0,856	0,919	0,997	1,135	1,007	0,859	0,809	0,810	12,683
Desviación típica	0,699	0,643	0,775	1,632	0,515	0,727	2,477	2,397	1,346	0,566	0,381	0,675	8,342
Coef. variación	0,657	0,594	0,700	1,231	0,515	0,621	1,425	1,180	0,900	0,550	0,411	0,659	0,556

1980/2005
(hm³)

Serie para asignación y reserva

	Oct	Nov	Dic	Ene	Feb	Mar	Abr	May	Jun	Jul	Ago	Sep	Total
Máximo	3,848	3,535	5,606	10,275	3,091	3,570	8,859	9,783	8,403	3,705	2,519	1,834	38,390
Mínimo	0,428	0,484	0,443	0,399	0,370	0,371	0,415	0,547	0,492	0,493	0,513	0,494	7,039
Media	1,021	1,051	1,043	1,335	0,994	0,935	1,433	1,946	1,379	0,970	0,873	0,890	13,870
Percentil 1%	0,447	0,486	0,469	0,417	0,396	0,397	0,430	0,553	0,493	0,495	0,514	0,507	7,045
Percentil 5%	0,504	0,509	0,554	0,482	0,473	0,484	0,481	0,573	0,514	0,519	0,536	0,553	7,257
Percentil 10%	0,522	0,561	0,567	0,521	0,483	0,519	0,519	0,641	0,595	0,576	0,600	0,588	8,139
Percentil 25%	0,591	0,680	0,625	0,570	0,597	0,563	0,619	0,773	0,755	0,664	0,647	0,623	9,098
Percentil 50%	0,801	0,803	0,908	0,784	0,804	0,764	0,766	1,039	0,863	0,729	0,704	0,703	10,576
Desviación típica	0,722	0,636	0,962	1,965	0,625	0,647	1,826	2,380	1,579	0,685	0,450	0,390	8,981
Coef. variación	0,707	0,605	0,922	1,472	0,628	0,693	1,274	1,223	1,145	0,707	0,515	0,439	0,648



204. Embalse de Hospinete

(hm ²)	Oct	Nov	Dic	Ene	Feb	Mar	Abr	May	Jun	Jul	Ago	Sep	Total
1940/41	0.198	0.012	0.007	0.075	0.069	0.015	0.066	0.092	0.022	0.022	0.009	0.065	0.654
1941/42	0.006	0.004	0.003	0.004	0.002	0.002	0.052	0.010	0.007	0.005	0.004	0.003	0.103
1942/43	0.003	0.002	0.002	0.002	0.002	0.002	0.008	0.003	0.002	0.004	0.002	0.007	0.039
1943/44	0.002	0.002	0.005	0.002	0.003	0.002	0.002	0.003	0.003	0.003	0.002	0.016	0.046
1944/45	0.003	0.002	0.003	0.004	0.003	0.002	0.002	0.002	0.002	0.004	0.002	0.002	0.030
1945/46	0.001	0.011	0.005	0.006	0.003	0.003	0.072	0.086	0.020	0.012	0.007	0.009	0.236
1946/47	0.004	0.002	0.004	0.002	0.030	0.011	0.008	0.008	0.005	0.003	0.005	0.003	0.085
1947/48	0.003	0.002	0.003	0.010	0.007	0.005	0.004	0.008	0.003	0.002	0.002	0.002	0.050
1948/49	0.001	0.001	0.001	0.001	0.001	0.002	0.002	0.004	0.007	0.003	0.002	0.027	0.055
1949/50	0.005	0.004	0.004	0.005	0.003	0.003	0.002	0.004	0.003	0.002	0.002	0.001	0.039
1950/51	0.001	0.001	0.006	0.009	0.007	0.009	0.014	0.013	0.011	0.009	0.006	0.004	0.091
1951/52	0.004	0.003	0.008	0.006	0.004	0.005	0.007	0.006	0.004	0.005	0.004	0.003	0.058
1952/53	0.002	0.002	0.002	0.004	0.001	0.001	0.002	0.002	0.029	0.010	0.006	0.004	0.066
1953/54	0.099	0.007	0.007	0.004	0.003	0.009	0.005	0.005	0.009	0.006	0.003	0.002	0.160
1954/55	0.002	0.004	0.003	0.006	0.008	0.005	0.005	0.005	0.005	0.004	0.003	0.002	0.051
1955/56	0.009	0.002	0.005	0.006	0.007	0.030	0.015	0.022	0.017	0.010	0.006	0.008	0.137
1956/57	0.004	0.006	0.002	0.002	0.002	0.002	0.002	0.005	0.023	0.004	0.003	0.002	0.056
1957/58	0.002	0.001	0.001	0.014	0.002	0.003	0.003	0.003	0.003	0.002	0.002	0.002	0.039
1958/59	0.002	0.002	0.024	0.005	0.004	0.009	0.004	0.021	0.023	0.006	0.004	0.013	0.115
1959/60	0.008	0.008	0.008	0.009	0.012	0.018	0.012	0.008	0.005	0.003	0.003	0.002	0.096
1960/61	0.059	0.008	0.024	0.014	0.009	0.006	0.005	0.006	0.004	0.003	0.002	0.034	0.174
1961/62	0.007	0.106	0.024	0.038	0.067	0.030	0.036	0.027	0.014	0.009	0.006	0.010	0.373
1962/63	0.040	0.005	0.004	0.010	0.010	0.007	0.007	0.005	0.043	0.005	0.003	0.003	0.144
1963/64	0.002	0.003	0.014	0.003	0.010	0.015	0.011	0.006	0.005	0.004	0.003	0.003	0.079
1964/65	0.002	0.004	0.004	0.004	0.010	0.009	0.007	0.005	0.003	0.002	0.002	0.002	0.055
1965/66	0.017	0.010	0.007	0.011	0.020	0.014	0.015	0.015	0.009	0.006	0.004	0.003	0.132
1966/67	0.005	0.018	0.004	0.004	0.003	0.002	0.004	0.002	0.002	0.002	0.002	0.001	0.049
1967/68	0.003	0.145	0.019	0.010	0.008	0.031	0.026	0.016	0.007	0.005	0.003	0.002	0.274
1968/69	0.002	0.006	0.007	0.005	0.007	0.008	0.064	0.017	0.020	0.009	0.006	0.009	0.161
1969/70	0.008	0.004	0.006	0.026	0.008	0.005	0.003	0.002	0.004	0.002	0.002	0.001	0.071
1970/71	0.001	0.001	0.005	0.002	0.002	0.002	0.008	0.050	0.016	0.009	0.006	0.004	0.106
1971/72	0.003	0.003	0.005	0.004	0.014	0.011	0.005	0.004	0.007	0.002	0.002	0.012	0.070
1972/73	0.006	0.010	0.010	0.009	0.006	0.004	0.003	0.004	0.006	0.005	0.005	0.004	0.071
1973/74	0.003	0.003	0.003	0.003	0.006	0.055	0.015	0.010	0.006	0.004	0.004	0.003	0.115
1974/75	0.002	0.003	0.002	0.002	0.003	0.003	0.013	0.018	0.009	0.006	0.005	0.006	0.071
1975/76	0.003	0.003	0.030	0.003	0.006	0.004	0.034	0.008	0.006	0.008	0.003	0.002	0.111
1976/77	0.003	0.003	0.038	0.035	0.024	0.022	0.015	0.065	0.071	0.024	0.014	0.008	0.323
1977/78	0.009	0.005	0.004	0.018	0.010	0.007	0.016	0.008	0.006	0.004	0.003	0.002	0.091
1978/79	0.002	0.001	0.003	0.017	0.014	0.013	0.012	0.013	0.009	0.006	0.004	0.003	0.097
1979/80	0.006	0.004	0.003	0.003	0.011	0.010	0.011	0.020	0.014	0.009	0.006	0.004	0.100
1980/81	0.003	0.003	0.003	0.002	0.003	0.002	0.016	0.008	0.005	0.003	0.002	0.002	0.054
1981/82	0.001	0.001	0.008	0.006	0.008	0.004	0.003	0.003	0.003	0.002	0.002	0.002	0.044
1982/83	0.003	0.003	0.006	0.003	0.002	0.002	0.002	0.002	0.002	0.003	0.010	0.005	0.043
1983/84	0.003	0.005	0.002	0.002	0.004	0.004	0.003	0.024	0.010	0.007	0.004	0.003	0.072
1984/85	0.002	0.059	0.009	0.007	0.007	0.007	0.007	0.009	0.007	0.004	0.003	0.003	0.123
1985/86	0.002	0.003	0.002	0.003	0.005	0.005	0.006	0.006	0.004	0.003	0.002	0.003	0.042
1986/87	0.005	0.002	0.002	0.008	0.007	0.005	0.004	0.004	0.003	0.002	0.002	0.002	0.046
1987/88	0.011	0.004	0.015	0.031	0.013	0.009	0.223	0.082	0.107	0.037	0.021	0.012	0.565
1988/89	0.008	0.005	0.003	0.002	0.003	0.003	0.008	0.010	0.004	0.003	0.005	0.002	0.054
1989/90	0.002	0.004	0.007	0.008	0.005	0.003	0.003	0.005	0.005	0.003	0.002	0.002	0.049
1990/91	0.003	0.002	0.003	0.002	0.007	0.007	0.030	0.015	0.009	0.008	0.004	0.007	0.096
1991/92	0.007	0.003	0.003	0.002	0.001	0.001	0.001	0.003	0.012	0.004	0.003	0.002	0.043
1992/93	0.032	0.004	0.003	0.003	0.002	0.002	0.003	0.006	0.009	0.004	0.003	0.003	0.073
1993/94	0.005	0.005	0.003	0.003	0.003	0.002	0.002	0.002	0.002	0.002	0.002	0.003	0.034
1994/95	0.011	0.004	0.005	0.004	0.003	0.003	0.002	0.002	0.002	0.002	0.003	0.003	0.042
1995/96	0.002	0.002	0.025	0.053	0.020	0.016	0.025	0.010	0.007	0.004	0.003	0.002	0.170
1996/97	0.002	0.002	0.011	0.084	0.018	0.010	0.013	0.026	0.017	0.014	0.014	0.008	0.219
1997/98	0.006	0.017	0.020	0.011	0.007	0.005	0.007	0.007	0.014	0.007	0.004	0.010	0.117
1998/99	0.003	0.002	0.002	0.006	0.003	0.004	0.006	0.005	0.004	0.005	0.003	0.006	0.049
1999/00	0.007	0.008	0.004	0.006	0.003	0.002	0.004	0.005	0.004	0.003	0.002	0.002	0.050
2000/01	0.007	0.006	0.007	0.015	0.010	0.011	0.010	0.006	0.004	0.003	0.003	0.002	0.084
2001/02	0.003	0.002	0.002	0.001	0.001	0.002	0.002	0.006	0.006	0.003	0.003	0.003	0.035
2002/03	0.005	0.005	0.010	0.012	0.072	0.021	0.020	0.022	0.019	0.011	0.008	0.008	0.214
2003/04	0.023	0.019	0.012	0.010	0.012	0.031	0.087	0.045	0.025	0.014	0.009	0.015	0.302
2004/05	0.009	0.004	0.004	0.002	0.002	0.002	0.002	0.005	0.003	0.002	0.002	0.001	0.039
2005/06	0.007	0.023	0.005	0.006	0.008	0.006	0.006	0.004	0.008	0.006	0.004	0.008	0.090

204. Embalse de Hospinete

1940/2005
(hm³)

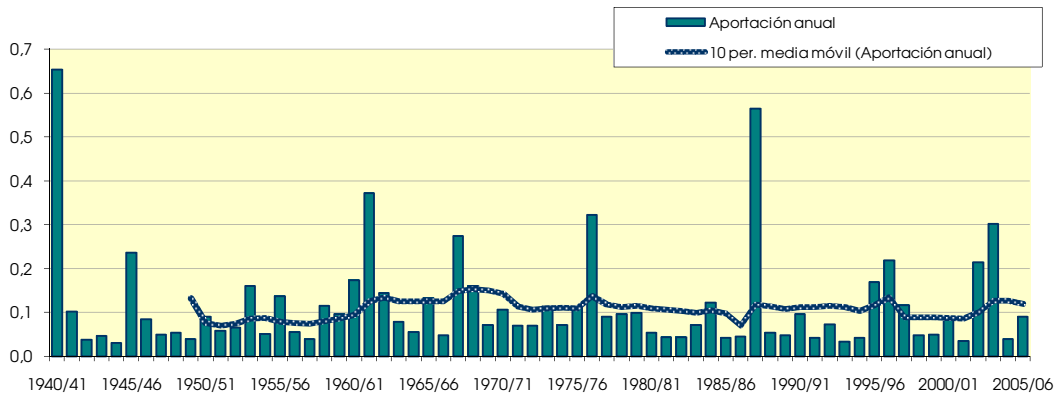
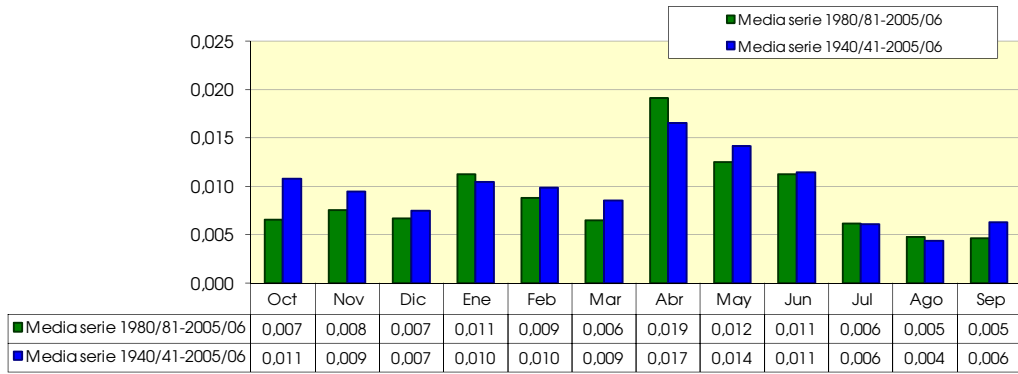
Serie completa

	Oct	Nov	Dic	Ene	Feb	Mar	Abr	May	Jun	Jul	Ago	Sep	Total
Máximo	0,198	0,145	0,038	0,084	0,072	0,055	0,223	0,092	0,107	0,037	0,021	0,065	0,654
Mínimo	0,001	0,001	0,001	0,001	0,001	0,001	0,001	0,002	0,002	0,002	0,002	0,001	0,030
Media	0,011	0,009	0,007	0,010	0,010	0,009	0,017	0,014	0,011	0,006	0,004	0,006	0,115
Percentil 1%	0,001	0,001	0,001	0,001	0,001	0,001	0,002	0,002	0,002	0,002	0,002	0,001	0,033
Percentil 5%	0,001	0,001	0,002	0,002	0,002	0,002	0,002	0,002	0,002	0,002	0,002	0,002	0,039
Percentil 10%	0,002	0,002	0,002	0,002	0,002	0,002	0,002	0,003	0,003	0,002	0,002	0,002	0,040
Percentil 25%	0,002	0,002	0,003	0,003	0,003	0,002	0,003	0,004	0,004	0,003	0,002	0,002	0,049
Percentil 50%	0,003	0,004	0,005	0,005	0,007	0,005	0,007	0,006	0,006	0,004	0,003	0,003	0,076
Desviación típica	0,028	0,022	0,008	0,016	0,014	0,010	0,031	0,020	0,016	0,006	0,003	0,009	0,115
Coef. variación	2,556	2,377	1,008	1,483	1,453	1,121	1,900	1,390	1,410	0,955	0,771	1,489	0,995

1980/2005
(hm³)

Serie para asignación y reserva

	Oct	Nov	Dic	Ene	Feb	Mar	Abr	May	Jun	Jul	Ago	Sep	Total
Máximo	0,032	0,059	0,025	0,084	0,072	0,031	0,223	0,082	0,107	0,037	0,021	0,015	0,565
Mínimo	0,001	0,001	0,002	0,001	0,001	0,001	0,001	0,002	0,002	0,002	0,002	0,001	0,034
Media	0,007	0,008	0,007	0,011	0,009	0,006	0,019	0,012	0,011	0,006	0,005	0,005	0,106
Percentil 1%	0,002	0,001	0,002	0,002	0,001	0,001	0,002	0,002	0,002	0,002	0,002	0,002	0,034
Percentil 5%	0,002	0,002	0,002	0,002	0,002	0,002	0,002	0,002	0,002	0,002	0,002	0,002	0,036
Percentil 10%	0,002	0,002	0,002	0,002	0,002	0,002	0,002	0,003	0,002	0,002	0,002	0,002	0,040
Percentil 25%	0,003	0,002	0,003	0,002	0,003	0,002	0,003	0,004	0,004	0,003	0,002	0,002	0,043
Percentil 50%	0,005	0,004	0,004	0,006	0,005	0,004	0,006	0,006	0,005	0,004	0,003	0,003	0,054
Desviación típica	0,007	0,012	0,006	0,018	0,014	0,007	0,045	0,017	0,020	0,007	0,004	0,004	0,116
Coef. variación	1,058	1,556	0,875	1,643	1,581	1,058	2,358	1,377	1,798	1,176	0,936	0,798	1,094



205. Acuífero de Valdegutur

(hm ²)	Oct	Nov	Dic	Ene	Feb	Mar	Abr	May	Jun	Jul	Ago	Sep	Total
1940/41	0.082	0.064	0.041	0.065	0.087	0.086	0.136	0.173	0.129	0.086	0.057	0.048	1.053
1941/42	0.038	0.026	0.019	0.015	0.013	0.013	0.055	0.062	0.042	0.028	0.022	0.019	0.350
1942/43	0.015	0.013	0.012	0.011	0.009	0.010	0.017	0.018	0.014	0.014	0.015	0.015	0.162
1943/44	0.015	0.013	0.015	0.014	0.012	0.011	0.009	0.016	0.020	0.016	0.014	0.017	0.171
1944/45	0.017	0.012	0.012	0.015	0.015	0.013	0.012	0.009	0.009	0.011	0.012	0.009	0.146
1945/46	0.007	0.011	0.023	0.027	0.021	0.017	0.114	0.223	0.122	0.071	0.044	0.029	0.711
1946/47	0.020	0.014	0.014	0.014	0.044	0.059	0.046	0.036	0.028	0.020	0.016	0.017	0.328
1947/48	0.015	0.010	0.011	0.029	0.037	0.029	0.023	0.021	0.018	0.013	0.012	0.010	0.226
1948/49	0.008	0.007	0.008	0.009	0.009	0.011	0.012	0.016	0.020	0.018	0.015	0.031	0.163
1949/50	0.032	0.024	0.021	0.016	0.016	0.015	0.013	0.016	0.017	0.013	0.011	0.009	0.203
1950/51	0.007	0.007	0.014	0.028	0.040	0.053	0.086	0.076	0.072	0.056	0.035	0.023	0.498
1951/52	0.018	0.021	0.032	0.031	0.024	0.029	0.038	0.034	0.024	0.023	0.022	0.016	0.310
1952/53	0.012	0.010	0.010	0.010	0.009	0.008	0.011	0.011	0.080	0.062	0.039	0.025	0.285
1953/54	0.052	0.045	0.030	0.021	0.017	0.028	0.028	0.028	0.033	0.027	0.019	0.013	0.342
1954/55	0.010	0.016	0.018	0.021	0.030	0.028	0.027	0.028	0.026	0.021	0.017	0.013	0.257
1955/56	0.013	0.013	0.021	0.031	0.031	0.093	0.084	0.116	0.101	0.060	0.038	0.029	0.630
1956/57	0.022	0.018	0.015	0.011	0.010	0.010	0.010	0.015	0.022	0.021	0.017	0.013	0.185
1957/58	0.011	0.009	0.008	0.011	0.013	0.015	0.016	0.014	0.015	0.015	0.012	0.012	0.150
1958/59	0.011	0.010	0.028	0.030	0.020	0.021	0.021	0.025	0.033	0.033	0.026	0.031	0.287
1959/60	0.033	0.026	0.034	0.049	0.069	0.091	0.075	0.046	0.030	0.021	0.016	0.013	0.501
1960/61	0.040	0.051	0.055	0.066	0.054	0.034	0.026	0.025	0.021	0.017	0.015	0.033	0.439
1961/62	0.036	0.234	0.147	0.113	0.130	0.161	0.185	0.139	0.085	0.052	0.034	0.028	1.343
1962/63	0.030	0.026	0.021	0.032	0.040	0.042	0.041	0.032	0.031	0.029	0.020	0.016	0.359
1963/64	0.013	0.013	0.021	0.021	0.036	0.053	0.048	0.036	0.030	0.026	0.019	0.015	0.331
1964/65	0.014	0.012	0.013	0.016	0.023	0.043	0.045	0.031	0.021	0.014	0.011	0.010	0.252
1965/66	0.015	0.029	0.035	0.045	0.074	0.071	0.074	0.070	0.050	0.034	0.024	0.018	0.539
1966/67	0.016	0.025	0.027	0.019	0.016	0.014	0.012	0.011	0.010	0.010	0.010	0.008	0.180
1967/68	0.008	0.161	0.109	0.063	0.041	0.054	0.074	0.068	0.044	0.029	0.020	0.015	0.687
1968/69	0.011	0.014	0.025	0.030	0.030	0.048	0.116	0.099	0.074	0.054	0.035	0.031	0.567
1969/70	0.030	0.022	0.018	0.037	0.041	0.027	0.020	0.015	0.014	0.013	0.011	0.009	0.258
1970/71	0.007	0.006	0.008	0.010	0.010	0.010	0.024	0.064	0.073	0.054	0.037	0.025	0.329
1971/72	0.016	0.013	0.013	0.017	0.034	0.039	0.030	0.022	0.017	0.014	0.012	0.031	0.258
1972/73	0.037	0.037	0.050	0.052	0.039	0.024	0.018	0.016	0.021	0.027	0.029	0.023	0.372
1973/74	0.016	0.014	0.016	0.020	0.027	0.083	0.085	0.060	0.037	0.025	0.019	0.015	0.418
1974/75	0.012	0.015	0.015	0.011	0.010	0.014	0.029	0.063	0.057	0.035	0.028	0.024	0.313
1975/76	0.016	0.013	0.019	0.018	0.019	0.020	0.052	0.049	0.034	0.026	0.020	0.015	0.301
1976/77	0.015	0.019	0.087	0.204	0.154	0.127	0.088	0.183	0.251	0.147	0.086	0.051	1.412
1977/78	0.035	0.026	0.023	0.039	0.050	0.041	0.048	0.046	0.033	0.024	0.017	0.013	0.395
1978/79	0.010	0.008	0.016	0.062	0.088	0.081	0.070	0.073	0.056	0.036	0.024	0.017	0.542
1979/80	0.021	0.023	0.019	0.017	0.028	0.044	0.048	0.089	0.081	0.054	0.035	0.025	0.485
1980/81	0.018	0.016	0.015	0.012	0.012	0.013	0.042	0.046	0.032	0.021	0.015	0.011	0.253
1981/82	0.009	0.007	0.023	0.029	0.027	0.023	0.017	0.018	0.018	0.014	0.012	0.011	0.209
1982/83	0.012	0.016	0.019	0.017	0.013	0.012	0.014	0.015	0.012	0.014	0.031	0.032	0.205
1983/84	0.019	0.014	0.014	0.014	0.016	0.020	0.019	0.052	0.061	0.044	0.026	0.017	0.317
1984/85	0.012	0.048	0.050	0.036	0.042	0.040	0.041	0.050	0.041	0.027	0.020	0.016	0.423
1985/86	0.011	0.010	0.011	0.016	0.027	0.027	0.034	0.035	0.026	0.017	0.014	0.018	0.245
1986/87	0.019	0.015	0.012	0.018	0.030	0.029	0.025	0.020	0.015	0.012	0.012	0.011	0.220
1987/88	0.016	0.020	0.032	0.090	0.078	0.052	0.502	0.318	0.466	0.226	0.130	0.076	2.007
1988/89	0.045	0.029	0.019	0.013	0.013	0.016	0.023	0.030	0.025	0.018	0.015	0.013	0.259
1989/90	0.010	0.013	0.034	0.042	0.031	0.020	0.016	0.018	0.019	0.017	0.013	0.011	0.245
1990/91	0.012	0.013	0.013	0.012	0.026	0.041	0.110	0.090	0.057	0.035	0.023	0.020	0.451
1991/92	0.022	0.021	0.016	0.011	0.009	0.008	0.008	0.011	0.022	0.022	0.016	0.013	0.180
1992/93	0.024	0.025	0.020	0.016	0.012	0.013	0.015	0.031	0.032	0.022	0.015	0.013	0.236
1993/94	0.020	0.023	0.018	0.017	0.017	0.015	0.012	0.012	0.012	0.011	0.012	0.011	0.181
1994/95	0.018	0.021	0.018	0.017	0.017	0.015	0.013	0.013	0.013	0.012	0.017	0.016	0.191
1995/96	0.011	0.011	0.040	0.105	0.092	0.075	0.066	0.057	0.042	0.027	0.020	0.015	0.560
1996/97	0.011	0.012	0.034	0.208	0.108	0.063	0.068	0.107	0.092	0.100	0.076	0.051	0.929
1997/98	0.033	0.039	0.072	0.063	0.044	0.031	0.037	0.046	0.051	0.041	0.026	0.021	0.504
1998/99	0.017	0.013	0.010	0.014	0.017	0.019	0.025	0.026	0.023	0.024	0.021	0.020	0.228
1999/00	0.028	0.030	0.026	0.022	0.016	0.012	0.024	0.030	0.023	0.016	0.012	0.010	0.249
2000/01	0.013	0.022	0.032	0.065	0.061	0.070	0.061	0.038	0.025	0.019	0.016	0.013	0.434
2001/02	0.011	0.011	0.009	0.008	0.009	0.009	0.012	0.027	0.028	0.020	0.021	0.020	0.185
2002/03	0.018	0.024	0.032	0.058	0.214	0.124	0.114	0.210	0.116	0.069	0.043	0.037	1.059
2003/04	0.055	0.079	0.068	0.054	0.057	0.127	0.326	0.270	0.150	0.086	0.052	0.043	1.366
2004/05	0.034	0.024	0.019	0.015	0.012	0.011	0.011	0.016	0.017	0.013	0.010	0.009	0.191
2005/06	0.012	0.033	0.033	0.025	0.038	0.038	0.030	0.025	0.034	0.035	0.024	0.028	0.355

205. Acuífero de Valdegutur

1940/2005
(hm³)

Serie completa

	Oct	Nov	Dic	Ene	Feb	Mar	Abr	May	Jun	Jul	Ago	Sep	Total
Máximo	0,082	0,234	0,147	0,208	0,214	0,161	0,502	0,318	0,466	0,226	0,130	0,076	2,007
Mínimo	0,007	0,006	0,008	0,008	0,009	0,008	0,008	0,009	0,009	0,010	0,010	0,008	0,146
Media	0,020	0,026	0,027	0,036	0,038	0,039	0,055	0,057	0,051	0,035	0,025	0,021	0,431

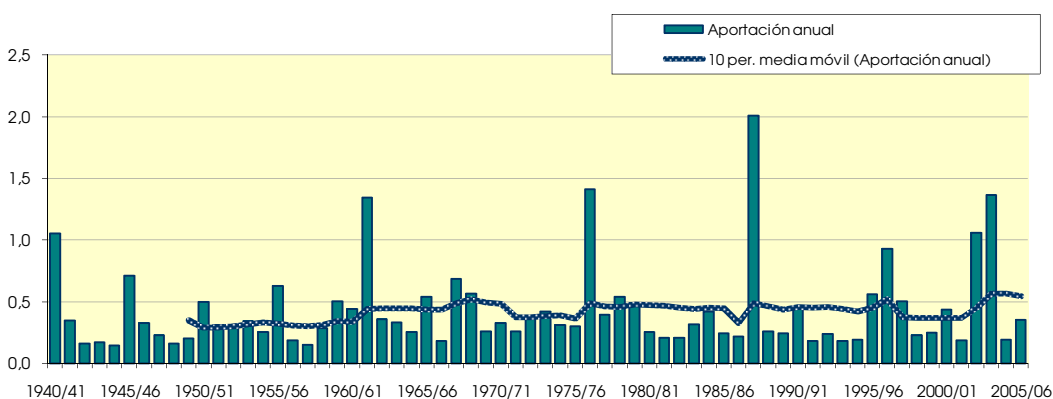
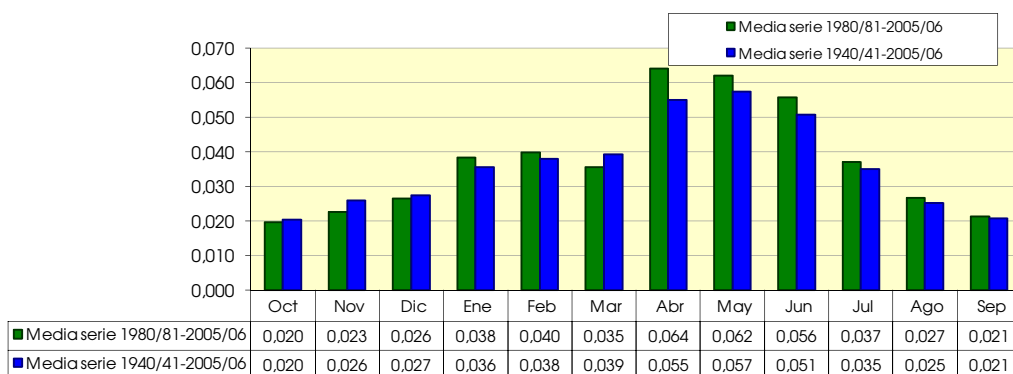
Percentil 1%	0,007	0,007	0,008	0,009	0,009	0,008	0,009	0,011	0,010	0,011	0,010	0,009	0,149
Percentil 5%	0,008	0,008	0,009	0,011	0,009	0,010	0,011	0,012	0,012	0,012	0,011	0,009	0,165
Percentil 10%	0,010	0,010	0,011	0,011	0,010	0,011	0,012	0,014	0,014	0,013	0,012	0,010	0,181
Percentil 25%	0,012	0,013	0,015	0,015	0,015	0,014	0,017	0,018	0,020	0,016	0,015	0,013	0,227
Percentil 50%	0,016	0,016	0,019	0,021	0,027	0,028	0,030	0,033	0,031	0,024	0,020	0,016	0,315
Desviación típica	0,013	0,034	0,024	0,038	0,037	0,034	0,075	0,063	0,066	0,034	0,020	0,012	0,351
Coef. variación	0,661	1,304	0,872	1,070	0,975	0,857	1,363	1,105	1,299	0,981	0,781	0,594	0,815

1980/2005
(hm³)

Serie para asignación y reserva

	Oct	Nov	Dic	Ene	Feb	Mar	Abr	May	Jun	Jul	Ago	Sep	Total
Máximo	0,055	0,079	0,072	0,208	0,214	0,127	0,502	0,318	0,466	0,226	0,130	0,076	2,007
Mínimo	0,009	0,007	0,009	0,008	0,009	0,008	0,008	0,011	0,012	0,011	0,010	0,009	0,180
Media	0,020	0,023	0,026	0,038	0,040	0,035	0,064	0,062	0,056	0,037	0,027	0,021	0,449

Percentil 1%	0,009	0,008	0,009	0,009	0,009	0,008	0,009	0,012	0,012	0,012	0,011	0,009	0,180
Percentil 5%	0,010	0,010	0,010	0,012	0,009	0,010	0,011	0,012	0,012	0,012	0,012	0,010	0,182
Percentil 10%	0,011	0,011	0,011	0,012	0,012	0,011	0,012	0,014	0,014	0,013	0,012	0,011	0,188
Percentil 25%	0,012	0,013	0,015	0,014	0,014	0,014	0,016	0,019	0,020	0,016	0,014	0,012	0,212
Percentil 50%	0,017	0,020	0,020	0,018	0,026	0,022	0,025	0,031	0,027	0,021	0,019	0,016	0,251
Desviación típica	0,011	0,015	0,016	0,043	0,044	0,033	0,110	0,080	0,090	0,045	0,026	0,015	0,435
Coef. variación	0,578	0,666	0,619	1,124	1,110	0,916	1,711	1,290	1,612	1,210	0,961	0,721	0,967



208. Embalse de Valdeprado

(hm ²)	Oct	Nov	Dic	Ene	Feb	Mar	Abr	May	Jun	Jul	Ago	Sep	Total
1940/41	4.051	3.221	1.900	5.466	7.451	6.075	6.941	8.570	3.874	2.029	1.378	1.727	52.685
1941/42	0.822	1.515	1.358	1.936	1.174	1.266	5.054	2.268	1.330	0.675	0.701	0.979	19.077
1942/43	1.165	1.162	1.802	2.017	1.824	1.337	3.207	1.579	0.736	0.938	0.604	0.747	17.118
1943/44	0.642	0.855	2.118	1.107	0.613	0.560	1.070	1.617	1.086	0.400	0.286	0.985	11.340
1944/45	0.948	1.057	1.102	1.124	1.282	1.561	1.247	0.795	0.535	0.483	0.971	0.512	11.618
1945/46	0.227	0.957	4.145	1.423	0.598	0.853	5.367	7.854	2.695	0.659	0.406	0.282	25.465
1946/47	0.252	0.271	1.634	1.132	7.397	5.827	2.482	3.301	1.686	0.583	0.747	1.600	26.912
1947/48	0.931	0.439	1.540	7.499	2.519	1.477	1.255	1.446	0.829	0.484	0.319	0.205	18.943
1948/49	0.409	0.296	0.566	0.664	0.504	1.382	1.544	2.301	1.935	0.860	0.596	2.861	13.918
1949/50	1.346	1.120	1.070	0.948	1.729	1.099	1.318	3.244	1.496	0.557	0.309	0.191	14.425
1950/51	0.443	0.618	3.055	3.341	4.151	3.483	3.166	2.694	3.312	1.623	0.770	0.583	27.239
1951/52	1.097	2.272	2.504	1.619	1.302	2.237	3.268	2.033	0.891	2.865	1.515	0.681	22.285
1952/53	0.768	1.473	1.873	1.178	0.745	0.696	1.708	0.957	4.368	1.508	0.421	0.302	15.998
1953/54	3.976	1.816	1.362	0.940	1.261	2.408	1.596	3.688	2.929	1.160	0.407	0.311	21.854
1954/55	0.394	1.824	0.897	2.363	3.168	1.835	1.965	1.608	1.765	1.261	0.784	0.523	18.388
1955/56	1.311	1.052	3.394	3.944	1.305	6.462	4.046	8.608	2.341	0.740	0.451	1.098	34.751
1956/57	0.788	1.674	1.065	0.389	0.931	0.956	1.323	2.516	3.097	1.380	0.335	0.286	14.741
1957/58	0.530	0.666	0.548	1.306	1.582	1.833	1.152	1.418	1.848	0.727	0.491	0.481	12.583
1958/59	0.465	1.145	5.054	2.664	1.048	1.968	1.845	2.939	2.605	1.772	0.624	2.226	24.355
1959/60	2.389	2.515	6.356	6.021	7.068	5.366	1.848	1.368	0.904	0.482	0.280	0.727	35.324
1960/61	7.841	3.700	4.748	4.317	1.902	1.028	1.283	2.004	1.123	0.434	0.452	2.564	31.396
1961/62	2.483	13.181	4.781	5.417	6.284	7.610	7.328	3.925	1.806	0.619	0.374	0.648	54.455
1962/63	0.859	0.834	1.406	1.962	1.383	2.898	2.837	1.421	2.522	1.239	0.491	0.660	18.514
1963/64	0.479	2.002	1.952	0.603	4.853	3.045	2.108	1.315	1.201	0.551	0.336	0.356	18.801
1964/65	0.696	0.704	0.977	1.397	1.315	3.023	2.229	1.288	0.531	0.246	0.189	0.982	13.578
1965/66	2.147	4.003	3.522	6.257	7.359	2.666	5.153	2.946	1.934	0.777	0.368	0.285	37.415
1966/67	2.008	4.181	1.837	1.301	1.394	1.052	1.088	1.087	0.804	0.479	0.284	0.217	15.733
1967/68	0.822	13.795	3.792	1.618	2.018	3.298	4.863	2.375	0.971	0.386	0.339	0.347	34.623
1968/69	0.294	0.974	3.618	2.374	2.294	6.206	5.431	3.530	3.404	1.429	0.546	1.530	31.628
1969/70	1.022	0.826	1.791	6.637	2.762	1.270	0.796	0.770	0.932	0.516	0.251	0.165	17.738
1970/71	0.238	0.920	1.054	1.539	1.198	1.678	4.169	8.651	4.504	2.235	0.840	0.542	27.568
1971/72	0.433	1.301	2.079	2.040	5.700	4.933	2.399	2.012	1.992	1.302	0.586	2.997	27.772
1972/73	2.939	3.911	4.904	3.549	2.619	1.527	1.079	1.266	2.794	1.963	0.757	0.354	27.662
1973/74	0.486	0.861	2.738	3.380	4.027	8.681	4.492	1.694	1.518	0.766	1.165	0.723	30.530
1974/75	1.047	1.899	0.773	0.779	1.630	2.464	5.854	7.315	2.784	0.715	1.171	1.286	27.716
1975/76	0.585	1.869	2.045	0.987	2.164	1.478	4.110	2.860	2.150	1.423	1.338	0.945	21.956
1976/77	1.198	1.607	7.629	10.268	5.968	3.115	1.940	7.277	8.897	4.039	1.808	0.615	54.361
1977/78	1.125	0.776	2.815	5.068	6.688	3.780	5.430	4.374	3.298	1.280	0.343	0.254	35.231
1978/79	0.423	0.612	4.503	11.842	10.627	5.542	4.469	4.067	1.889	1.063	0.530	1.040	46.608
1979/80	3.338	2.532	2.171	1.910	3.232	5.386	3.636	6.196	3.348	1.027	0.544	0.466	33.783
1980/81	0.552	1.908	1.750	1.937	1.710	1.770	6.562	3.565	1.421	0.515	0.348	0.434	22.472
1981/82	0.333	0.170	6.399	2.537	1.951	1.254	0.714	1.287	1.015	0.566	0.289	0.388	16.903
1982/83	0.926	3.085	3.952	1.546	0.681	1.261	2.666	1.468	0.555	0.800	3.562	1.300	21.803
1983/84	0.249	0.606	1.737	1.575	2.253	3.064	1.759	5.167	4.186	1.181	0.302	0.176	22.254
1984/85	0.772	9.178	2.709	1.271	4.917	3.341	3.369	3.619	1.538	0.549	0.362	0.224	31.849
1985/86	0.135	0.836	1.204	1.908	3.637	1.580	2.511	1.887	0.867	0.353	0.246	1.195	16.360
1986/87	1.115	0.540	0.689	2.404	3.975	2.580	2.437	1.353	1.096	1.751	0.781	0.345	19.067
1987/88	2.161	2.019	4.360	8.701	4.196	1.736	16.743	12.196	13.923	3.161	0.952	0.456	70.603
1988/89	0.720	0.773	0.337	0.166	1.351	1.026	2.905	3.810	1.368	0.532	0.370	0.223	13.582
1989/90	0.152	2.382	7.297	3.431	1.051	0.387	1.260	2.313	3.321	1.372	0.363	0.330	23.659
1990/91	0.880	1.298	1.087	1.285	3.458	5.241	11.128	4.511	1.594	0.513	0.278	1.415	32.686
1991/92	2.135	2.164	1.140	0.329	0.236	1.273	1.322	1.689	3.178	1.496	0.589	0.427	15.976
1992/93	3.744	1.800	1.965	0.888	0.593	1.359	1.801	5.368	2.375	0.656	0.241	0.564	21.354
1993/94	3.280	1.638	1.415	2.456	2.209	1.083	0.685	0.982	0.595	0.318	0.241	0.479	15.381
1994/95	2.976	1.629	2.087	3.272	2.619	1.464	0.945	1.349	0.689	0.280	0.973	0.471	18.754
1995/96	0.219	1.149	10.536	10.557	5.764	3.354	3.137	2.297	1.112	0.703	0.459	0.362	39.649
1996/97	0.405	1.855	7.327	13.534	2.926	0.855	1.632	5.734	3.233	3.333	2.425	0.956	44.216
1997/98	0.507	5.996	8.127	3.457	1.686	1.216	3.120	3.350	2.844	0.900	0.379	0.835	32.416
1998/99	0.866	0.988	0.850	1.626	1.795	1.899	1.899	1.569	1.321	2.250	0.886	1.253	17.201
1999/00	4.026	3.094	3.022	1.894	0.811	0.671	3.531	2.205	0.976	0.342	0.189	0.253	21.014
2000/01	1.003	3.348	4.517	9.920	3.345	6.690	1.903	0.754	0.406	0.460	0.484	0.253	33.082
2001/02	0.782	0.938	0.457	0.763	0.819	0.967	1.002	2.175	1.334	0.517	0.987	0.663	11.401
2002/03	1.935	3.340	4.723	9.431	8.865	3.904	4.052	5.145	2.292	0.655	0.601	1.787	46.731
2003/04	6.183	4.855	2.920	3.991	4.787	4.153	6.761	5.790	2.385	1.198	0.709	1.165	44.897
2004/05	1.645	1.294	1.983	1.528	0.901	1.013	1.302	1.445	0.839	0.323	0.174	0.198	12.645
2005/06	2.048	3.889	2.343	1.151	3.266	2.670	2.472	1.655	4.250	1.715	0.419	0.788	26.666

208. Embalse de Valdeprado

1940/2005
(hm³)

Serie completa

	Oct	Nov	Dic	Ene	Feb	Mar	Abr	May	Jun	Jul	Ago	Sep	Total
Máximo	7,841	13,795	10,536	13,534	10,627	8,681	16,743	12,196	13,923	4,039	3,562	2,997	70,603
Mínimo	0,135	0,170	0,337	0,166	0,236	0,387	0,685	0,754	0,406	0,246	0,174	0,165	11,340
Media	1,412	2,230	2,840	3,210	2,922	2,654	3,177	3,180	2,233	1,062	0,647	0,776	26,344

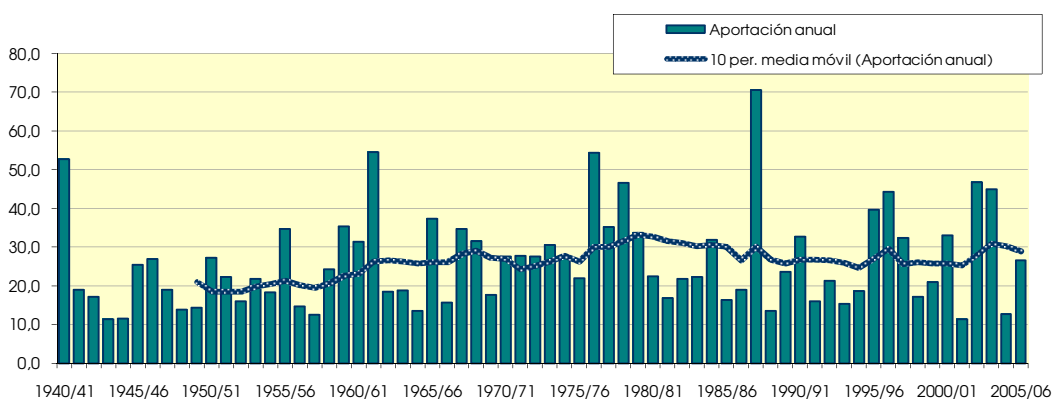
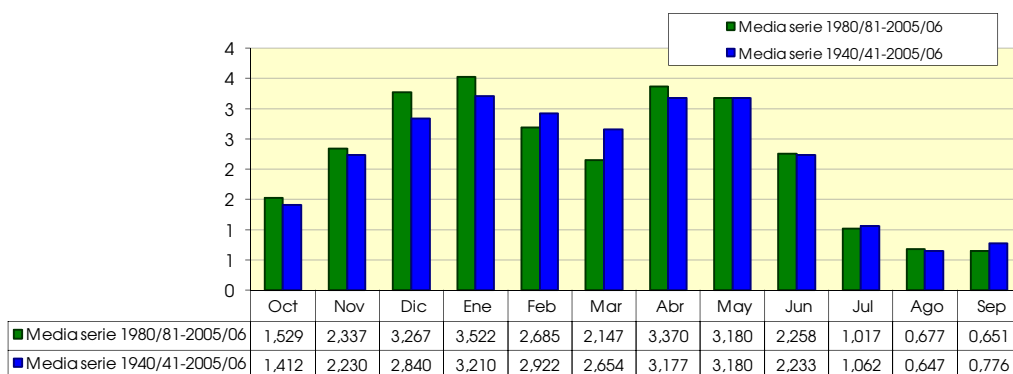
Percentil 1%	0,146	0,235	0,415	0,272	0,410	0,500	0,704	0,764	0,487	0,268	0,183	0,172	11,380
Percentil 5%	0,230	0,464	0,597	0,619	0,602	0,735	0,959	0,963	0,565	0,328	0,241	0,200	12,599
Percentil 10%	0,273	0,615	0,873	0,834	0,778	0,961	1,084	1,276	0,770	0,393	0,264	0,223	13,750
Percentil 25%	0,480	0,876	1,359	1,275	1,287	1,262	1,378	1,452	1,033	0,516	0,337	0,333	17,139
Percentil 50%	0,873	1,561	2,062	1,937	2,091	1,834	2,454	2,299	1,785	0,753	0,471	0,553	22,379
Desviación típica	1,452	2,509	2,136	3,066	2,305	1,936	2,615	2,374	2,008	0,782	0,549	0,639	12,313
Coef. variación	1,029	1,125	0,752	0,955	0,789	0,730	0,823	0,747	0,899	0,736	0,848	0,824	0,467

1980/2005
(hm³)

Serie para asignación y reserva

	Oct	Nov	Dic	Ene	Feb	Mar	Abr	May	Jun	Jul	Ago	Sep	Total
Máximo	6,183	9,178	10,536	13,534	8,865	6,690	16,743	12,196	13,923	3,333	3,562	1,787	70,603
Mínimo	0,135	0,170	0,337	0,166	0,236	0,387	0,685	0,754	0,406	0,280	0,174	0,176	11,401
Media	1,529	2,337	3,267	3,522	2,685	2,147	3,370	3,180	2,258	1,017	0,677	0,651	26,639

Percentil 1%	0,139	0,262	0,367	0,207	0,325	0,458	0,692	0,811	0,444	0,289	0,177	0,181	11,712
Percentil 5%	0,169	0,556	0,515	0,437	0,615	0,717	0,772	1,058	0,565	0,319	0,202	0,205	12,880
Percentil 10%	0,234	0,690	0,770	0,826	0,746	0,911	0,973	1,318	0,642	0,333	0,241	0,223	14,481
Percentil 25%	0,518	1,028	1,257	1,346	1,126	1,117	1,400	1,494	0,986	0,514	0,292	0,333	16,977
Percentil 50%	0,903	1,828	2,215	1,922	2,231	1,522	2,454	2,251	1,394	0,655	0,399	0,463	22,028
Desviación típica	1,477	1,969	2,691	3,638	1,960	1,530	3,553	2,441	2,627	0,836	0,744	0,449	13,657
Coef. variación	0,966	0,842	0,824	1,033	0,730	0,713	1,054	0,768	1,164	0,822	1,099	0,689	0,513



209. Embalse de San Pedro Manrique

(hm ²)	Oct	Nov	Dic	Ene	Feb	Mar	Abr	May	Jun	Jul	Ago	Sep	Total
1940/41	0.355	0.550	0.218	0.571	1.584	1.559	1.301	1.409	0.631	0.173	0.119	0.257	8.728
1941/42	0.051	0.256	0.159	0.303	0.199	0.269	0.947	0.317	0.221	0.059	0.062	0.120	2.965
1942/43	0.094	0.172	0.248	0.397	0.335	0.340	1.147	0.248	0.132	0.120	0.055	0.093	3.382
1943/44	0.043	0.116	0.241	0.175	0.112	0.125	0.321	0.217	0.187	0.035	0.027	0.173	1.772
1944/45	0.066	0.151	0.163	0.174	0.236	0.407	0.280	0.123	0.101	0.046	0.108	0.060	1.915
1945/46	0.015	0.174	1.251	0.219	0.097	0.171	1.373	1.285	0.432	0.044	0.026	0.023	5.110
1946/47	0.014	0.032	0.221	0.176	2.081	2.614	0.621	0.616	0.307	0.054	0.110	0.223	7.069
1947/48	0.065	0.070	0.341	1.803	0.483	0.314	0.259	0.221	0.150	0.046	0.029	0.022	3.801
1948/49	0.029	0.039	0.093	0.106	0.086	0.362	0.333	0.334	0.372	0.077	0.060	0.504	2.396
1949/50	0.091	0.168	0.111	0.151	0.401	0.268	0.279	0.777	0.269	0.052	0.028	0.020	2.615
1950/51	0.030	0.090	0.432	0.493	0.606	0.977	0.637	0.401	0.538	0.140	0.066	0.068	4.478
1951/52	0.022	0.590	0.306	0.225	0.209	0.503	0.791	0.335	0.156	0.385	0.143	0.087	3.753
1952/53	0.190	0.105	0.334	0.529	0.371	0.222	0.397	0.211	0.673	0.447	0.029	0.010	3.518
1953/54	0.346	0.100	0.185	0.228	0.631	0.568	0.174	0.616	0.546	0.108	0.009	0.005	3.515
1954/55	0.000	0.131	0.058	0.154	1.320	0.687	0.730	0.103	0.085	0.059	0.092	0.075	3.494
1955/56	0.191	0.287	0.712	1.007	0.513	2.607	2.090	2.803	0.689	0.297	0.146	1.264	12.605
1956/57	0.241	0.243	0.315	0.296	0.355	0.338	0.293	0.455	2.367	0.209	0.277	0.331	5.719
1957/58	0.043	0.030	0.071	0.230	0.473	0.440	0.273	0.137	0.147	0.100	0.055	0.044	2.044
1958/59	0.051	0.056	1.007	0.084	0.032	0.035	0.041	0.088	0.093	0.057	0.088	0.319	1.950
1959/60	0.218	0.429	2.623	1.395	2.184	0.911	0.310	0.181	0.242	0.128	0.039	0.028	8.687
1960/61	1.897	2.392	0.624	1.062	0.510	0.100	0.063	0.036	0.067	0.054	0.113	0.220	7.139
1961/62	0.568	0.947	1.401	1.091	0.890	2.794	2.857	2.077	1.103	0.850	0.155	0.162	14.895
1962/63	0.045	0.040	0.225	1.023	0.376	2.007	0.922	0.090	0.174	0.060	0.008	0.014	4.983
1963/64	0.003	0.048	0.320	0.100	0.946	0.843	0.731	0.074	0.021	0.002	0.000	0.000	3.088
1964/65	0.001	0.004	0.064	0.084	0.197	3.054	0.766	0.213	0.042	0.050	0.000	0.000	4.475
1965/66	0.035	1.835	2.306	4.021	3.404	1.320	1.532	0.360	0.159	0.028	0.012	0.004	15.017
1966/67	0.229	4.824	0.514	0.268	0.662	0.774	0.310	0.162	0.062	0.005	0.000	0.000	7.810
1967/68	0.005	3.387	1.440	0.632	1.142	0.674	2.653	0.586	0.006	0.004	0.000	0.000	10.529
1968/69	0.001	0.004	0.030	0.017	0.256	2.899	2.824	1.762	1.354	0.194	0.040	0.238	9.620
1969/70	0.120	0.090	0.221	4.664	0.882	0.706	0.140	0.047	0.120	0.001	0.292	0.006	7.289
1970/71	0.088	0.116	0.052	0.085	0.051	0.066	0.575	1.956	0.847	0.238	0.090	0.086	4.248
1971/72	0.043	0.073	0.076	0.169	1.881	2.027	0.301	0.117	0.055	0.020	0.001	0.467	5.231
1972/73	0.164	0.065	0.409	0.158	0.062	0.041	0.027	0.019	1.091	0.011	0.020	0.015	2.081
1973/74	0.019	0.026	0.032	0.084	0.045	2.555	1.701	0.406	0.038	0.026	0.036	0.017	4.985
1974/75	0.018	0.037	0.034	0.022	0.047	0.037	0.751	0.613	0.541	0.058	0.029	0.031	2.218
1975/76	0.034	0.089	0.348	0.149	1.075	0.291	1.281	0.073	0.128	0.105	0.100	0.058	3.732
1976/77	0.085	0.419	1.204	1.872	1.509	0.445	0.121	0.225	1.448	0.310	0.095	0.056	7.788
1977/78	0.123	0.088	0.528	0.422	3.291	0.827	0.382	1.064	0.140	0.026	0.018	0.018	6.926
1978/79	0.010	0.016	0.174	2.375	3.178	0.390	0.437	0.049	0.060	0.059	0.020	0.050	6.819
1979/80	0.157	0.073	0.071	0.316	0.391	1.519	0.653	0.952	0.275	0.037	0.018	0.011	4.473
1980/81	0.017	0.040	0.051	0.103	0.076	0.103	1.264	0.583	0.022	0.005	0.000	0.001	2.265
1981/82	0.003	0.010	0.061	0.081	0.057	0.036	0.017	0.216	0.637	0.023	0.001	0.000	1.141
1982/83	0.069	0.129	0.474	0.136	0.091	0.099	0.218	0.134	0.018	0.018	0.025	0.114	1.523
1983/84	0.014	0.042	0.133	0.061	0.040	1.043	0.409	0.828	0.575	0.022	0.003	0.003	3.173
1984/85	0.003	0.756	0.183	0.182	1.427	0.236	0.234	0.481	0.102	0.047	0.002	0.004	3.658
1985/86	0.006	0.011	0.017	0.016	0.307	0.153	0.251	0.097	0.016	0.002	0.002	0.003	0.883
1986/87	0.002	0.002	0.002	0.004	0.087	0.059	0.378	0.035	0.016	0.002	0.000	0.000	0.589
1987/88	0.005	0.006	0.184	0.639	0.473	0.185	2.869	3.344	2.888	0.874	0.116	0.077	11.659
1988/89	0.139	0.122	0.016	0.085	0.152	0.101	0.282	0.210	0.390	0.083	0.071	0.056	1.706
1989/90	0.065	0.140	1.532	1.064	0.265	0.114	0.084	0.059	0.247	0.035	0.000	0.002	3.607
1990/91	0.000	0.010	0.012	0.029	0.105	1.073	2.422	0.165	0.051	0.013	0.000	0.012	3.893
1991/92	0.044	0.057	0.048	0.042	0.031	0.023	0.094	0.046	0.098	0.032	0.048	0.039	0.603
1992/93	0.093	0.122	0.259	0.065	0.034	0.125	0.047	1.085	0.175	0.014	0.005	0.004	2.026
1993/94	0.022	0.096	0.049	0.534	0.128	0.058	0.035	0.013	0.005	0.000	0.000	0.000	0.940
1994/95	0.058	0.118	0.149	0.202	0.100	0.141	0.016	0.014	0.001	0.000	0.000	0.000	0.798
1995/96	0.000	0.000	0.740	1.999	0.839	0.299	0.185	0.176	0.017	0.000	0.000	0.000	4.255
1996/97	0.000	0.000	0.725	2.144	0.428	0.101	0.121	0.366	1.236	0.150	0.201	0.028	5.501
1997/98	0.018	0.672	1.635	0.382	0.409	0.151	0.356	0.423	0.397	0.064	0.030	0.019	4.555
1998/99	0.019	0.022	0.034	0.142	0.142	0.322	0.047	0.070	0.003	0.033	0.000	0.180	1.014
1999/00	0.477	0.165	0.298	0.146	0.194	0.082	1.146	0.365	0.046	0.001	0.000	0.000	2.919
2000/01	0.000	0.041	0.521	2.021	0.684	1.622	0.148	0.019	0.000	0.041	0.044	0.027	5.166
2001/02	0.077	0.129	0.053	0.148	0.144	0.250	0.205	0.332	0.231	0.046	0.094	0.082	1.791
2002/03	0.022	0.175	0.675	0.997	2.365	1.720	1.624	1.927	0.345	0.000	0.000	0.283	10.133
2003/04	1.300	2.252	2.296	1.097	1.255	1.869	1.959	0.664	0.858	0.195	0.157	0.122	14.023
2004/05	0.031	0.100	0.231	0.211	0.284	0.307	0.316	0.119	0.044	0.028	0.014	0.021	1.706
2005/06	0.206	0.610	0.292	0.381	0.189	1.451	0.505	0.478	0.478	0.144	0.005	0.046	4.785

209. Embalse de San Pedro Manrique

1940/2005
(hm³)

Serie completa

	Oct	Nov	Dic	Ene	Feb	Mar	Abr	May	Jun	Jul	Ago	Sep	Total
Máximo	1,897	4,824	2,623	4,664	3,404	3,054	2,869	3,344	2,888	0,874	0,292	1,264	15,017
Mínimo	0,000	0,000	0,002	0,004	0,031	0,023	0,016	0,013	0,000	0,000	0,000	0,000	0,589
Media	0,129	0,367	0,452	0,610	0,658	0,739	0,710	0,515	0,378	0,101	0,052	0,095	4,806

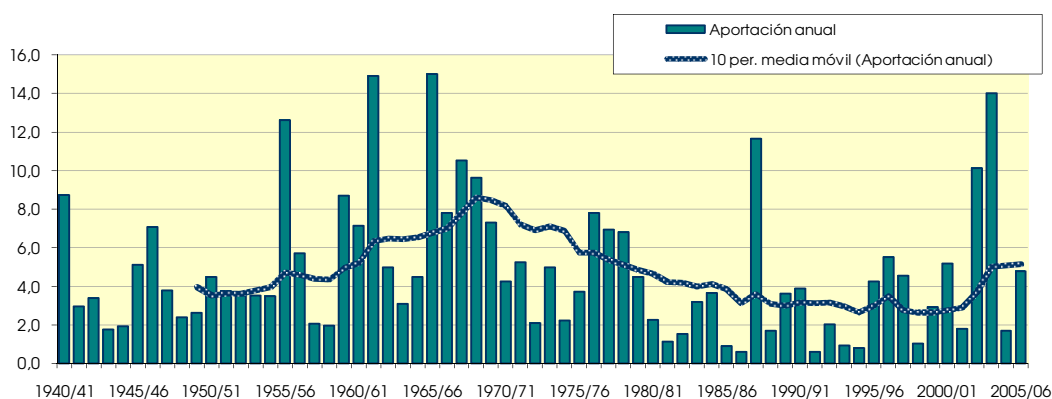
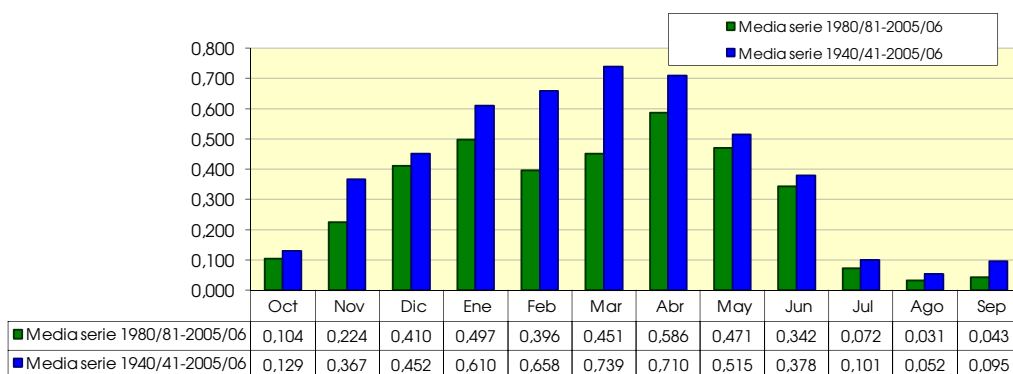
Percentil 1%	0,000	0,000	0,009	0,012	0,031	0,031	0,017	0,014	0,001	0,000	0,000	0,000	0,598
Percentil 5%	0,000	0,004	0,020	0,024	0,041	0,038	0,036	0,023	0,005	0,000	0,000	0,000	0,898
Percentil 10%	0,002	0,010	0,034	0,063	0,054	0,063	0,055	0,047	0,017	0,002	0,000	0,000	1,332
Percentil 25%	0,014	0,040	0,071	0,113	0,116	0,129	0,209	0,107	0,056	0,021	0,002	0,004	2,116
Percentil 50%	0,043	0,100	0,228	0,222	0,363	0,339	0,367	0,236	0,166	0,047	0,028	0,028	3,777
Desviación típica	0,290	0,822	0,587	0,892	0,811	0,837	0,768	0,674	0,534	0,164	0,065	0,183	3,524
Coef. variación	2,252	2,244	1,300	1,463	1,233	1,132	1,081	1,308	1,412	1,632	1,240	1,922	0,733

1980/2005
(hm³)

Serie para asignación y reserva

	Oct	Nov	Dic	Ene	Feb	Mar	Abr	May	Jun	Jul	Ago	Sep	Total
Máximo	1,300	2,252	2,296	2,144	2,365	1,869	2,869	3,344	2,888	0,874	0,201	0,283	14,023
Mínimo	0,000	0,000	0,002	0,004	0,031	0,023	0,016	0,013	0,000	0,000	0,000	0,000	0,589
Media	0,104	0,224	0,410	0,497	0,396	0,451	0,586	0,471	0,342	0,072	0,031	0,043	3,627

Percentil 1%	0,000	0,000	0,005	0,007	0,032	0,026	0,016	0,013	0,000	0,000	0,000	0,000	0,592
Percentil 5%	0,000	0,001	0,013	0,019	0,035	0,042	0,021	0,015	0,002	0,000	0,000	0,000	0,652
Percentil 10%	0,000	0,004	0,016	0,035	0,049	0,058	0,041	0,027	0,004	0,000	0,000	0,000	0,841
Percentil 25%	0,003	0,014	0,050	0,082	0,093	0,101	0,101	0,077	0,017	0,003	0,000	0,002	1,237
Percentil 50%	0,021	0,098	0,183	0,165	0,170	0,152	0,243	0,213	0,100	0,025	0,003	0,016	2,592
Desviación típica	0,263	0,462	0,578	0,658	0,541	0,591	0,793	0,721	0,604	0,171	0,054	0,067	3,452
Coef. variación	2,543	2,062	1,409	1,325	1,364	1,311	1,354	1,530	1,766	2,379	1,715	1,564	0,952



210. Embalse de Barrelos

(hm ²)	Oct	Nov	Dic	Ene	Feb	Mar	Abr	May	Jun	Jul	Ago	Sep	Total
1940/41	1,095	1,185	0,730	1,684	2,065	1,928	2,981	3,474	2,303	1,541	1,006	0,823	20,814
1941/42	0,665	0,477	0,336	0,282	0,246	0,297	1,579	1,166	0,755	0,497	0,382	0,333	7,016
1942/43	0,273	0,239	0,245	0,231	0,183	0,200	0,460	0,341	0,248	0,284	0,293	0,279	3,276
1943/44	0,269	0,234	0,343	0,273	0,236	0,209	0,187	0,409	0,404	0,293	0,243	0,310	3,409
1944/45	0,301	0,229	0,234	0,334	0,304	0,271	0,228	0,180	0,186	0,218	0,213	0,167	2,865
1945/46	0,127	0,238	0,682	0,568	0,398	0,337	1,596	3,121	2,181	1,227	0,754	0,495	11,723
1946/47	0,336	0,239	0,283	0,258	1,647	1,318	0,869	0,726	0,523	0,350	0,295	0,345	7,188
1947/48	0,279	0,193	0,238	1,252	0,755	0,583	0,444	0,417	0,329	0,231	0,205	0,176	5,104
1948/49	0,150	0,130	0,169	0,181	0,167	0,241	0,239	0,411	0,412	0,352	0,275	0,677	3,404
1949/50	0,596	0,481	0,423	0,304	0,385	0,292	0,243	0,385	0,322	0,239	0,194	0,149	4,014
1950/51	0,131	0,131	0,399	0,768	1,238	1,258	1,577	1,419	1,448	1,003	0,620	0,422	10,413
1951/52	0,351	0,527	0,685	0,610	0,482	0,641	0,860	0,641	0,428	0,481	0,409	0,285	6,401
1952/53	0,209	0,180	0,207	0,213	0,190	0,160	0,233	0,220	1,573	1,135	0,677	0,428	5,425
1953/54	0,856	0,786	0,532	0,394	0,342	0,675	0,545	0,687	0,681	0,526	0,338	0,235	6,597
1954/55	0,180	0,444	0,328	0,563	0,760	0,583	0,617	0,597	0,503	0,406	0,319	0,243	5,542
1955/56	0,263	0,259	0,620	0,867	0,578	2,358	1,598	3,964	1,829	1,046	0,652	0,554	14,589
1956/57	0,405	0,345	0,271	0,194	0,206	0,200	0,197	0,380	0,440	0,394	0,297	0,232	3,562
1957/58	0,198	0,166	0,142	0,229	0,255	0,357	0,314	0,271	0,326	0,272	0,217	0,211	2,958
1958/59	0,194	0,178	0,674	0,609	0,372	0,410	0,423	0,517	0,613	0,657	0,468	0,712	5,826
1959/60	0,614	0,499	0,985	1,443	2,101	2,414	1,353	0,814	0,541	0,368	0,272	0,226	11,629
1960/61	1,222	1,072	1,271	1,547	0,958	0,601	0,493	0,478	0,397	0,313	0,263	0,729	9,345
1961/62	0,659	7,166	2,698	2,330	3,152	4,489	4,801	2,415	1,481	0,899	0,595	0,509	31,193
1962/63	0,541	0,473	0,434	0,630	0,798	0,892	0,858	0,588	0,574	0,504	0,350	0,297	6,939
1963/64	0,235	0,264	0,521	0,392	1,470	1,119	0,917	0,648	0,634	0,455	0,329	0,271	7,255
1964/65	0,240	0,216	0,281	0,349	0,571	1,280	0,839	0,549	0,366	0,252	0,190	0,183	5,317
1965/66	0,287	0,871	0,759	1,291	2,142	1,319	1,973	1,283	0,915	0,612	0,414	0,306	12,170
1966/67	0,316	0,665	0,484	0,342	0,321	0,259	0,231	0,210	0,187	0,175	0,166	0,148	3,503
1967/68	0,156	3,870	1,895	1,080	0,736	1,009	1,748	1,210	0,769	0,491	0,357	0,262	13,582
1968/69	0,194	0,331	0,814	0,692	0,678	1,530	2,717	1,822	1,480	0,988	0,630	0,693	12,569
1969/70	0,601	0,415	0,356	1,200	0,768	0,498	0,351	0,267	0,258	0,245	0,203	0,159	5,321
1970/71	0,124	0,123	0,157	0,234	0,205	0,209	0,649	1,525	1,454	0,995	0,649	0,437	6,762
1971/72	0,286	0,262	0,263	0,385	1,043	0,810	0,544	0,395	0,315	0,254	0,213	0,752	5,522
1972/73	0,742	0,828	1,224	1,050	0,676	0,419	0,313	0,285	0,445	0,567	0,554	0,396	7,499
1973/74	0,286	0,296	0,439	0,504	0,698	2,006	1,685	1,060	0,654	0,431	0,349	0,274	8,681
1974/75	0,216	0,341	0,280	0,195	0,213	0,313	0,724	1,451	1,029	0,633	0,520	0,437	6,352
1975/76	0,297	0,239	0,352	0,330	0,446	0,375	1,073	0,906	0,650	0,471	0,362	0,270	5,771
1976/77	0,337	0,421	1,940	4,124	3,196	2,318	1,572	3,188	4,272	2,607	1,475	0,872	26,321
1977/78	0,633	0,463	0,510	0,885	1,154	0,773	0,962	0,853	0,607	0,421	0,294	0,223	7,775
1978/79	0,176	0,138	0,513	1,875	2,407	1,609	1,384	1,464	1,016	0,637	0,426	0,307	11,952
1979/80	0,522	0,454	0,358	0,359	0,703	1,006	0,932	2,095	1,518	0,950	0,608	0,423	9,929
1980/81	0,302	0,313	0,269	0,217	0,237	0,239	1,211	0,890	0,575	0,365	0,256	0,199	5,074
1981/82	0,157	0,128	0,874	0,559	0,533	0,410	0,293	0,395	0,335	0,272	0,229	0,214	4,398
1982/83	0,236	0,415	0,429	0,310	0,231	0,205	0,318	0,269	0,220	0,260	0,818	0,569	4,279
1983/84	0,336	0,269	0,299	0,268	0,386	0,460	0,356	1,352	1,243	0,769	0,452	0,282	6,473
1984/85	0,210	1,205	0,933	0,674	1,104	0,759	0,923	1,069	0,741	0,474	0,355	0,275	8,722
1985/86	0,191	0,185	0,215	0,421	0,761	0,520	0,809	0,674	0,454	0,303	0,245	0,400	5,178
1986/87	0,381	0,289	0,229	0,493	0,840	0,572	0,504	0,386	0,261	0,226	0,220	0,199	4,600
1987/88	0,369	0,411	0,772	1,989	1,545	0,922	6,575	5,795	7,698	3,942	2,225	1,283	33,526
1988/89	0,775	0,533	0,354	0,224	0,292	0,318	0,593	0,651	0,460	0,307	0,262	0,225	4,994
1989/90	0,170	0,289	1,083	0,891	0,579	0,356	0,326	0,376	0,394	0,306	0,239	0,201	5,210
1990/91	0,248	0,265	0,262	0,255	0,786	0,975	2,455	1,670	1,006	0,598	0,399	0,374	9,293
1991/92	0,453	0,418	0,301	0,205	0,151	0,145	0,158	0,237	0,486	0,403	0,274	0,239	3,471
1992/93	0,527	0,470	0,414	0,287	0,209	0,259	0,316	0,831	0,592	0,378	0,259	0,235	4,778
1993/94	0,579	0,469	0,348	0,370	0,354	0,270	0,205	0,228	0,212	0,201	0,205	0,197	3,637
1994/95	0,473	0,413	0,364	0,352	0,358	0,279	0,231	0,265	0,254	0,222	0,385	0,314	3,910
1995/96	0,204	0,218	1,378	2,098	1,742	1,387	1,155	1,048	0,734	0,472	0,368	0,275	11,079
1996/97	0,191	0,266	1,024	3,110	1,954	1,096	1,121	2,023	1,648	1,792	1,363	0,896	16,484
1997/98	0,574	1,003	1,743	1,183	0,821	0,536	0,828	0,983	0,989	0,709	0,452	0,377	10,198
1998/99	0,311	0,237	0,183	0,357	0,334	0,408	0,537	0,492	0,436	0,504	0,385	0,431	4,617
1999/00	0,788	0,603	0,527	0,408	0,291	0,222	0,663	0,590	0,414	0,274	0,201	0,167	5,147
2000/01	0,293	0,615	0,855	1,977	1,151	1,860	1,104	0,664	0,436	0,327	0,279	0,219	9,779
2001/02	0,218	0,209	0,167	0,160	0,173	0,184	0,291	0,644	0,546	0,367	0,470	0,373	3,802
2002/03	0,412	0,634	0,822	1,936	3,202	2,282	2,227	3,318	2,141	1,223	0,751	0,747	19,696
2003/04	1,519	1,845	1,326	1,085	1,255	1,919	4,082	4,192	2,619	1,477	0,881	0,713	22,913
2004/05	0,644	0,441	0,353	0,266	0,222	0,191	0,207	0,359	0,332	0,237	0,184	0,170	3,605
2005/06	0,285	0,680	0,660	0,469	0,920	0,719	0,533	0,454	0,722	0,667	0,436	0,592	7,136

210. Embalse de Barrelos

1940/2005
(hm³)

Serie completa

	Oct	Nov	Dic	Ene	Feb	Mar	Abr	May	Jun	Jul	Ago	Sep	Total
Máximo	1,519	7,166	2,698	4,124	3,202	4,489	6,575	5,795	7,698	3,942	2,225	1,283	33,526
Mínimo	0,124	0,123	0,142	0,160	0,151	0,145	0,158	0,180	0,186	0,175	0,166	0,148	2,865
Media	0,400	0,589	0,610	0,782	0,844	0,834	1,050	1,101	0,924	0,629	0,450	0,385	8,599

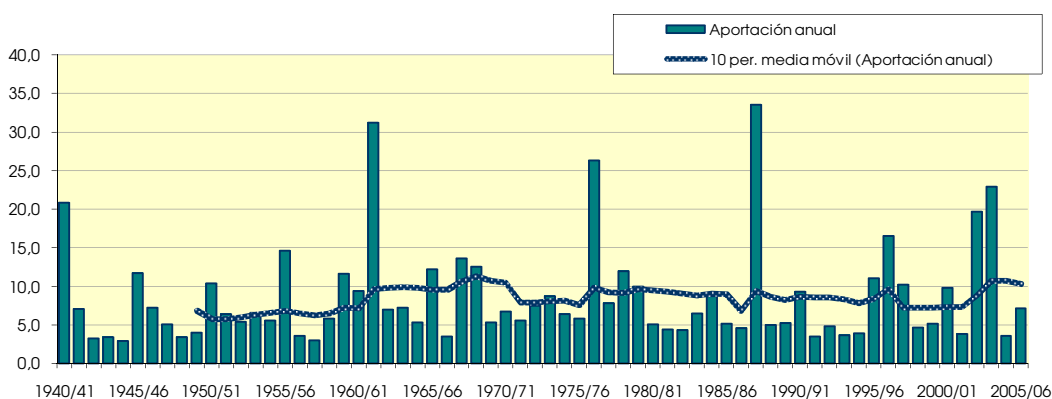
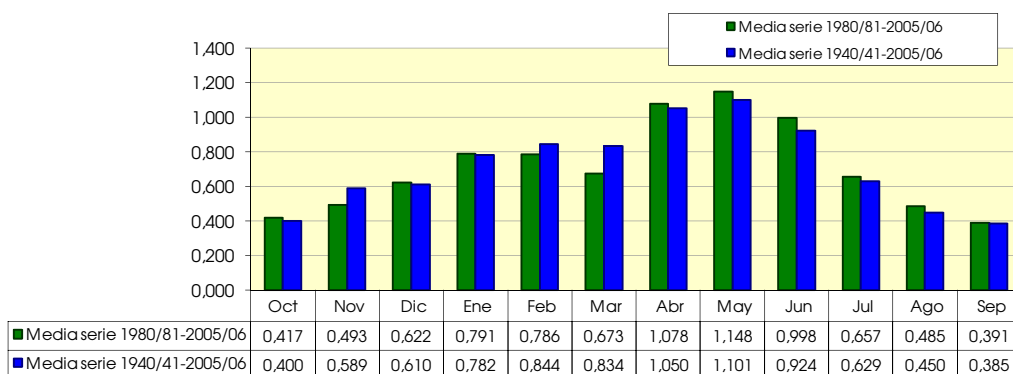
Percentil 1%	0,126	0,126	0,152	0,173	0,162	0,155	0,177	0,199	0,186	0,192	0,178	0,148	2,925
Percentil 5%	0,152	0,133	0,173	0,198	0,185	0,193	0,206	0,230	0,227	0,223	0,196	0,167	3,406
Percentil 10%	0,173	0,179	0,222	0,221	0,207	0,207	0,231	0,268	0,259	0,238	0,205	0,180	3,532
Percentil 25%	0,211	0,238	0,282	0,283	0,295	0,283	0,320	0,395	0,398	0,295	0,257	0,226	4,657
Percentil 50%	0,299	0,378	0,426	0,445	0,627	0,554	0,693	0,657	0,575	0,443	0,352	0,301	6,437
Desviación típica	0,271	0,974	0,492	0,762	0,761	0,782	1,133	1,118	1,106	0,601	0,340	0,228	6,466
Coef. variación	0,677	1,652	0,806	0,974	0,902	0,937	1,079	1,015	1,196	0,955	0,756	0,591	0,752

1980/2005
(hm³)

Serie para asignación y reserva

	Oct	Nov	Dic	Ene	Feb	Mar	Abr	May	Jun	Jul	Ago	Sep	Total
Máximo	1,519	1,845	1,743	3,110	3,202	2,282	6,575	5,795	7,698	3,942	2,225	1,283	33,526
Mínimo	0,157	0,128	0,167	0,160	0,151	0,145	0,158	0,228	0,212	0,201	0,184	0,167	3,471
Media	0,417	0,493	0,622	0,791	0,786	0,673	1,078	1,148	0,998	0,657	0,485	0,391	8,538

Percentil 1%	0,160	0,142	0,171	0,171	0,157	0,155	0,170	0,230	0,214	0,206	0,188	0,168	3,505
Percentil 5%	0,175	0,191	0,191	0,208	0,182	0,186	0,206	0,244	0,228	0,223	0,202	0,177	3,613
Percentil 10%	0,191	0,214	0,222	0,221	0,215	0,198	0,219	0,267	0,257	0,232	0,213	0,198	3,720
Percentil 25%	0,223	0,267	0,300	0,273	0,291	0,262	0,317	0,389	0,399	0,281	0,248	0,215	4,449
Percentil 50%	0,324	0,414	0,421	0,414	0,556	0,435	0,565	0,657	0,516	0,373	0,361	0,278	5,163
Desviación típica	0,289	0,370	0,426	0,782	0,708	0,590	1,422	1,336	1,489	0,779	0,445	0,267	7,191
Coef. variación	0,693	0,751	0,684	0,989	0,901	0,877	1,319	1,164	1,492	1,187	0,918	0,683	0,842



214. Río Alhama bajo, retornos

(hm ²)	Oct	Nov	Dic	Ene	Feb	Mar	Abr	May	Jun	Jul	Ago	Sep	Total
1940/41	16,983	11,404	6,603	21,048	26,232	22,818	28,255	32,273	16,514	7,867	5,150	7,605	202,754
1941/42	3,023	5,182	4,455	6,937	4,404	5,152	21,584	8,902	5,647	2,523	2,411	3,356	73,576
1942/43	3,167	3,922	5,426	6,720	6,596	5,356	12,361	5,580	2,925	3,001	2,059	2,716	59,829
1943/44	1,951	2,999	6,521	4,098	2,470	2,514	4,363	5,238	4,046	1,492	1,135	3,896	40,723
1944/45	2,788	3,548	3,486	5,187	4,927	6,621	5,103	2,803	2,138	1,768	2,996	1,754	43,117
1945/46	0,742	3,365	11,469	5,813	2,572	3,516	29,113	36,279	12,655	3,599	2,226	1,590	112,940
1946/47	1,150	1,172	5,083	4,191	23,361	23,716	9,879	10,785	6,583	2,025	2,495	5,367	95,809
1947/48	2,681	1,585	4,679	20,297	9,520	5,948	4,798	4,735	3,295	1,610	1,150	0,853	61,152
1948/49	1,221	1,101	1,787	2,304	1,960	5,712	6,277	7,370	7,353	2,777	2,038	10,294	50,194
1949/50	4,210	3,822	3,300	3,551	5,877	4,805	5,409	11,299	5,703	1,836	1,118	0,771	51,702
1950/51	1,252	2,050	9,006	11,024	11,573	13,268	14,037	10,303	12,007	5,733	2,968	2,335	95,556
1951/52	2,649	7,433	8,035	6,145	5,028	9,087	12,961	7,262	3,652	8,095	4,678	2,411	77,434
1952/53	3,533	3,592	6,122	7,848	5,149	3,582	6,428	4,007	15,504	9,045	2,147	1,349	68,307
1953/54	12,451	5,497	4,792	4,599	8,588	9,448	5,249	12,166	11,432	3,879	1,337	0,966	80,403
1954/55	0,968	4,120	2,590	5,215	14,374	10,309	9,983	4,345	4,468	3,365	2,745	1,945	64,426
1955/56	4,059	4,883	9,491	14,664	8,359	27,791	27,429	39,299	13,874	5,699	3,189	14,090	172,829
1956/57	4,438	6,063	5,540	4,012	5,153	5,246	5,419	8,958	33,251	5,165	3,768	4,027	91,040
1957/58	1,646	1,702	1,794	5,292	7,859	7,257	5,053	4,160	4,741	2,624	1,714	1,624	45,467
1958/59	1,612	2,795	15,304	6,304	2,701	4,615	4,189	7,364	7,058	4,418	2,708	7,493	66,562
1959/60	7,264	8,894	29,007	22,830	26,716	19,200	8,233	5,289	4,677	2,662	1,300	1,877	137,949
1960/61	23,102	25,487	15,002	19,441	9,272	3,604	3,517	4,671	3,222	1,761	2,292	8,646	220,017
1961/62	11,888	41,714	25,450	24,019	25,932	41,970	37,009	28,188	16,345	10,310	3,043	3,839	269,705
1962/63	3,437	2,637	4,845	13,083	7,511	17,697	12,372	4,100	7,186	3,501	1,492	1,741	79,603
1963/64	1,228	3,646	7,413	2,633	12,066	13,357	12,634	3,939	2,876	1,696	1,125	1,066	63,679
1964/65	1,556	1,610	2,777	3,762	5,198	27,479	12,159	5,134	1,895	1,280	0,644	1,930	65,425
1965/66	4,461	18,740	22,659	32,288	36,576	19,688	20,320	9,705	5,847	2,561	1,426	1,040	175,311
1966/67	5,059	42,500	8,890	4,207	6,960	9,366	5,103	3,706	2,220	1,136	0,762	0,623	90,533
1967/68	1,638	51,107	24,368	10,117	12,266	14,465	26,830	12,513	2,993	1,529	1,195	1,038	160,059
1968/69	0,841	2,093	6,275	4,615	5,794	24,101	54,019	26,343	20,232	5,997	2,362	5,050	157,723
1969/70	3,929	2,725	5,459	38,592	14,526	9,552	3,310	2,179	3,168	1,298	3,595	0,616	88,951
1970/71	1,473	2,280	2,627	3,403	2,720	3,394	11,318	30,610	17,735	7,182	3,353	2,405	88,501
1971/72	1,605	3,213	4,574	6,019	21,736	22,920	7,880	5,101	4,462	2,799	1,344	11,117	92,772
1972/73	7,225	7,916	11,717	8,260	6,105	3,641	2,493	2,714	16,351	4,118	2,356	1,419	74,316
1973/74	1,398	1,923	4,990	6,370	7,358	38,879	26,144	8,551	3,756	2,237	2,944	1,855	106,404
1974/75	2,319	3,881	2,094	1,829	3,352	4,758	17,235	20,544	11,853	2,810	3,107	3,237	77,017
1975/76	1,824	4,204	7,841	3,749	10,958	6,141	21,366	7,125	5,675	4,257	3,892	2,425	79,458
1976/77	2,908	5,248	22,047	32,993	20,489	11,913	6,547	18,952	35,671	14,276	6,470	3,057	180,570
1977/78	3,462	2,649	7,405	15,359	27,590	13,968	14,206	19,621	7,831	3,072	1,222	0,975	117,360
1978/79	1,112	1,411	7,461	32,901	34,693	13,935	13,493	9,149	5,382	3,378	1,785	2,759	127,456
1979/80	6,781	5,621	4,800	6,128	8,938	21,589	14,436	22,691	10,631	3,646	2,105	1,590	108,956
1980/81	1,604	3,680	3,803	4,574	3,890	4,175	21,446	12,603	3,514	1,523	1,011	1,071	62,894
1981/82	0,844	0,607	9,923	5,759	4,707	3,126	1,843	4,750	8,945	1,636	0,896	0,999	44,037
1982/83	2,580	6,113	10,837	4,467	2,306	3,390	6,251	4,142	1,441	1,843	6,908	4,305	54,582
1983/84	1,127	1,703	3,837	3,518	4,438	11,045	7,340	18,934	13,307	3,446	1,288	0,796	70,779
1984/85	1,619	19,296	7,901	4,924	14,258	8,523	8,388	11,587	4,747	2,113	1,227	0,884	85,468
1985/86	0,615	1,712	2,308	3,697	7,369	4,794	7,137	4,985	2,339	1,118	0,857	2,523	39,453
1986/87	2,492	1,398	1,533	4,264	7,658	5,590	7,211	3,132	2,387	3,114	1,664	0,918	41,362
1987/88	3,949	4,003	9,089	19,632	12,894	6,237	71,213	55,833	62,737	21,131	6,529	3,661	276,908
1988/89	3,360	3,119	1,317	1,457	3,079	3,040	7,267	8,429	6,949	2,211	1,842	1,325	43,396
1989/90	1,185	4,709	18,604	14,562	5,105	2,159	3,364	4,916	9,411	3,173	1,022	0,930	69,140
1990/91	1,789	2,541	2,268	2,667	6,825	16,046	42,074	11,633	4,818	2,000	1,149	2,956	96,765
1991/92	4,350	4,535	2,853	1,286	0,935	2,578	3,383	3,736	7,155	3,491	1,947	1,505	37,754
1992/93	7,989	5,049	5,181	2,583	1,652	3,980	3,859	17,046	6,712	1,858	0,894	1,387	58,190
1993/94	5,704	4,331	3,401	8,027	4,915	2,754	1,802	2,063	1,377	0,874	0,766	1,168	37,183
1994/95	5,307	4,428	4,894	7,041	5,500	4,230	2,110	2,702	1,561	0,844	2,021	1,304	41,942
1995/96	0,715	2,169	20,196	31,890	20,546	10,683	8,398	6,808	3,233	1,971	1,390	1,074	109,073
1996/97	1,001	3,291	16,693	46,327	12,480	4,214	6,313	15,931	20,599	9,457	8,285	3,377	147,969
1997/98	1,991	13,555	25,697	11,098	7,730	4,313	8,243	9,121	9,334	3,279	1,663	2,213	98,238
1998/99	2,169	2,258	2,056	4,737	4,950	6,613	4,320	3,965	2,869	4,615	2,114	3,926	44,591
1999/00	8,569	7,518	8,308	5,187	3,728	2,168	11,984	7,745	2,743	1,041	0,663	0,715	60,367
2000/01	2,154	5,864	10,492	27,976	13,631	19,870	6,290	2,469	1,397	1,706	1,734	1,066	94,649
2001/02	1,964	3,215	1,576	2,603	3,000	3,908	4,016	7,633	5,526	1,929	3,118	2,475	40,964
2002/03	3,707	7,064	14,291	23,046	40,765	23,890	21,831	32,863	10,885	3,160	2,295	6,746	190,545
2003/04	17,937	28,461	29,584	19,650	19,899	27,024	38,743	24,767	16,788	6,517	4,251	5,088	238,709
2004/05	3,996	3,925	6,147	5,175	4,978	5,061	5,596	4,307	2,440	1,240	0,754	0,840	44,458
2005/06	4,815	13,661	7,543	6,541	7,825	16,614	10,903	8,200	11,749	5,434	1,478	2,842	97,604

214. Río Alhama bajo, retornos

1940/2005
(hm³)

Serie completa

	Oct	Nov	Dic	Ene	Feb	Mar	Abr	May	Jun	Jul	Ago	Sep	Total
Máximo	23,102	51,107	29,584	46,327	40,765	41,970	71,213	55,833	62,737	21,131	8,285	14,090	276,908
Mínimo	0,615	0,607	1,317	1,286	0,935	2,159	1,802	2,063	1,377	0,844	0,644	0,616	37,183
Media	3,918	7,181	8,690	10,766	10,432	10,976	13,179	11,580	8,906	3,769	2,327	2,861	94,585

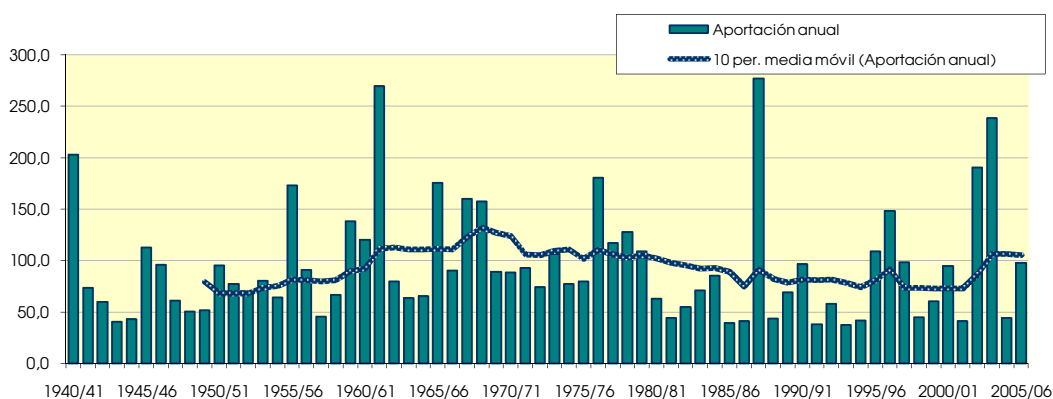
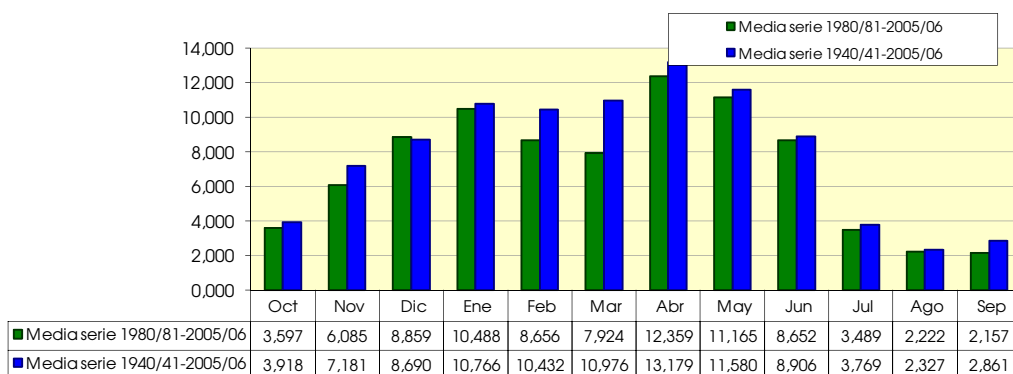
Percentil 1%	0,680	0,928	1,457	1,397	1,401	2,165	1,829	2,139	1,390	0,864	0,656	0,620	37,554
Percentil 5%	0,842	1,401	1,789	2,374	2,347	2,622	2,698	2,705	1,644	1,123	0,763	0,777	40,784
Percentil 10%	1,056	1,656	2,181	2,650	2,711	3,258	3,450	3,419	2,279	1,289	0,895	0,869	42,530
Percentil 25%	1,568	2,565	3,811	4,195	4,918	4,218	5,140	4,427	3,224	1,785	1,223	1,068	58,600
Percentil 50%	2,614	3,901	6,211	6,073	7,363	6,617	8,238	7,689	5,689	2,804	1,984	1,904	79,530
Desviación típica	4,221	9,927	7,219	10,321	8,996	9,119	12,922	10,692	9,631	3,349	1,584	2,682	55,041
Coef. variación	1,077	1,382	0,831	0,959	0,862	0,831	0,980	0,923	1,081	0,889	0,681	0,937	0,582

1980/2005
(hm³)

Serie para asignación y reserva

	Oct	Nov	Dic	Ene	Feb	Mar	Abr	May	Jun	Jul	Ago	Sep	Total
Máximo	17,937	28,461	29,584	46,327	40,765	27,024	71,213	55,833	62,737	21,131	8,285	6,746	276,908
Mínimo	0,615	0,607	1,317	1,286	0,935	2,159	1,802	2,063	1,377	0,844	0,663	0,715	37,183
Media	3,597	6,085	8,859	10,488	8,656	7,924	12,359	11,165	8,652	3,489	2,222	2,157	85,655

Percentil 1%	0,640	0,805	1,371	1,329	1,114	2,161	1,813	2,165	1,382	0,852	0,685	0,735	37,326
Percentil 5%	0,747	1,474	1,543	1,738	1,816	2,271	1,910	2,528	1,408	0,916	0,757	0,807	38,179
Percentil 10%	0,922	1,707	1,816	2,593	2,653	2,666	2,737	2,917	1,501	1,080	0,811	0,862	40,209
Percentil 25%	1,608	2,686	2,990	3,839	4,027	3,519	4,092	4,183	2,516	1,654	1,014	1,016	43,556
Percentil 50%	2,331	4,167	6,845	5,181	5,302	4,553	7,174	7,689	5,172	2,057	1,571	1,356	61,630
Desviación típica	3,609	6,245	7,714	11,178	8,370	7,000	15,776	11,749	12,116	4,090	2,026	1,563	62,885
Coef. variación	1,003	1,026	0,871	1,066	0,967	0,883	1,277	1,052	1,400	1,172	0,912	0,725	0,734



215. Río Alhama alto (aguas arriba der río Valdeprado)

(hm ²)	Oct	Nov	Dic	Ene	Feb	Mar	Abr	May	Jun	Jul	Ago	Sep	Total
1940/41	2,383	2,016	1,152	3,473	5,082	4,263	4,770	5,712	2,417	1,255	0,843	0,992	34,357
1941/42	0,499	0,949	0,814	1,164	0,724	0,810	3,331	1,402	0,830	0,419	0,437	0,594	11,972
1942/43	0,721	0,701	1,128	1,289	1,112	0,860	2,103	0,964	0,452	0,558	0,366	0,446	10,700
1943/44	0,397	0,515	1,273	0,665	0,366	0,342	0,670	1,075	0,715	0,249	0,177	0,558	7,001
1944/45	0,569	0,642	0,668	0,654	0,774	0,950	0,758	0,487	0,329	0,285	0,576	0,309	6,999
1945/46	0,140	0,554	2,757	0,866	0,380	0,564	3,198	4,763	1,640	0,417	0,256	0,177	15,712
1946/47	0,156	0,168	0,942	0,687	5,079	3,899	1,664	2,227	1,043	0,370	0,443	0,957	17,634
1947/48	0,563	0,277	0,952	5,516	1,585	1,000	0,860	0,990	0,520	0,303	0,200	0,128	12,894
1948/49	0,248	0,181	0,370	0,426	0,311	0,856	0,943	1,492	1,192	0,531	0,355	1,695	8,599
1949/50	0,809	0,724	0,729	0,566	1,187	0,668	0,804	2,007	0,917	0,343	0,192	0,120	9,066
1950/51	0,273	0,382	1,846	2,176	3,214	2,432	2,050	1,736	2,288	1,012	0,474	0,357	18,239
1951/52	0,666	1,455	1,546	1,008	0,829	1,463	2,139	1,289	0,557	1,821	0,915	0,418	14,107
1952/53	0,467	0,904	1,167	0,711	0,458	0,426	1,094	0,586	2,925	0,908	0,261	0,186	10,092
1953/54	2,563	1,085	0,833	0,564	0,797	1,661	0,977	2,396	1,805	0,707	0,255	0,193	13,836
1954/55	0,240	1,194	0,548	1,674	2,141	1,166	1,391	1,110	1,120	0,765	0,482	0,325	12,157
1955/56	0,853	0,651	2,415	2,742	0,804	4,607	2,612	6,164	1,429	0,465	0,284	0,678	23,704
1956/57	0,476	0,972	0,636	0,235	0,583	0,584	0,813	1,625	1,841	0,828	0,207	0,177	8,976
1957/58	0,325	0,399	0,335	0,796	0,955	1,166	0,709	0,878	1,185	0,449	0,302	0,295	7,794
1958/59	0,284	0,682	3,023	1,599	0,638	1,141	1,129	1,780	1,552	1,160	0,381	1,441	14,812
1959/60	1,465	1,539	4,288	4,237	5,207	3,763	1,150	0,869	0,565	0,304	0,178	0,439	24,006
1960/61	5,794	2,396	3,315	3,037	1,168	0,643	0,825	1,242	0,689	0,275	0,276	1,514	21,173
1961/62	1,483	8,166	3,005	3,660	4,222	5,354	5,471	2,578	1,123	0,389	0,236	0,399	36,085
1962/63	0,507	0,492	0,923	1,292	0,913	1,966	1,918	0,882	1,652	0,761	0,308	0,405	12,017
1963/64	0,291	1,351	1,260	0,376	3,888	2,022	1,345	0,826	0,892	0,350	0,211	0,223	13,034
1964/65	0,436	0,420	0,588	0,866	0,893	2,156	1,403	0,808	0,331	0,157	0,119	0,595	8,771
1965/66	1,348	2,674	2,386	4,695	5,433	1,651	3,871	1,926	1,272	0,487	0,234	0,179	26,156
1966/67	1,363	2,490	1,113	0,828	0,935	0,657	0,698	0,682	0,500	0,297	0,178	0,134	9,876
1967/68	0,497	7,493	2,265	0,977	1,275	1,941	3,338	1,457	0,601	0,245	0,211	0,213	20,512
1968/69	0,180	0,637	2,577	1,715	1,776	4,782	3,456	2,289	2,377	0,875	0,342	0,972	21,978
1969/70	0,631	0,530	1,125	4,664	1,711	0,792	0,490	0,474	0,570	0,315	0,155	0,102	11,562
1970/71	0,143	0,591	0,572	0,952	0,739	1,087	2,698	5,676	2,798	1,431	0,521	0,342	17,550
1971/72	0,269	0,781	1,228	1,216	3,683	3,285	1,459	1,239	1,197	0,785	0,359	1,783	17,284
1972/73	1,851	2,400	3,211	2,290	1,585	0,921	0,687	0,790	1,714	1,244	0,472	0,218	17,383
1973/74	0,307	0,559	1,727	2,158	2,632	5,617	2,911	1,050	0,993	0,476	0,695	0,437	19,560
1974/75	0,615	1,109	0,466	0,467	0,985	1,488	3,591	4,515	1,705	0,441	0,702	0,769	16,853
1975/76	0,354	1,093	1,159	0,591	1,346	0,878	2,531	1,700	1,372	0,853	0,797	0,581	13,255
1976/77	0,759	1,040	4,717	7,000	4,188	2,002	1,264	4,682	5,673	2,430	1,092	0,378	35,224
1977/78	0,710	0,488	1,811	2,771	4,751	2,356	3,368	2,647	1,993	0,782	0,219	0,160	22,056
1978/79	0,255	0,365	3,075	7,863	7,516	3,630	2,793	2,598	1,160	0,656	0,329	0,618	30,856
1979/80	2,120	1,503	1,293	1,198	2,013	3,524	2,243	3,921	2,095	0,634	0,338	0,288	21,171
1980/81	0,330	1,192	1,030	1,139	1,009	1,090	4,218	2,186	0,870	0,317	0,217	0,267	13,865
1981/82	0,203	0,104	4,408	1,505	1,146	0,763	0,438	0,798	0,609	0,342	0,176	0,242	10,736
1982/83	0,549	1,952	2,329	0,929	0,434	0,768	1,705	0,900	0,351	0,520	2,225	0,779	13,441
1983/84	0,154	0,357	1,101	0,963	1,444	2,076	1,084	3,250	2,735	0,728	0,197	0,115	14,203
1984/85	0,478	6,049	1,632	0,748	3,645	2,063	2,250	2,363	0,950	0,350	0,230	0,142	20,899
1985/86	0,086	0,534	0,779	1,210	2,623	0,982	1,653	1,218	0,537	0,224	0,155	0,759	10,760
1986/87	0,672	0,329	0,424	1,521	2,620	1,604	1,619	0,865	0,674	1,111	0,477	0,214	12,130
1987/88	1,365	1,214	2,729	5,917	2,798	1,063	11,112	8,214	9,253	1,912	0,590	0,286	46,453
1988/89	0,469	0,435	0,207	0,104	0,926	0,652	1,921	2,441	0,833	0,327	0,226	0,138	8,678
1989/90	0,094	1,418	4,858	2,260	0,671	0,253	0,810	1,429	1,933	0,821	0,222	0,199	14,966
1990/91	0,564	0,801	0,679	0,817	2,269	3,523	7,207	2,785	0,971	0,321	0,175	0,894	21,007
1991/92	1,333	1,341	0,686	0,205	0,147	0,761	0,802	0,991	1,892	0,903	0,358	0,260	9,680
1992/93	2,193	1,078	1,283	0,543	0,364	0,775	1,105	3,441	1,435	0,406	0,154	0,340	13,116
1993/94	2,194	0,989	0,850	1,551	1,428	0,673	0,425	0,624	0,371	0,200	0,151	0,287	9,743
1994/95	1,977	0,987	1,338	2,121	1,633	0,904	0,579	0,851	0,423	0,175	0,642	0,285	11,913
1995/96	0,134	0,713	7,071	6,935	3,575	2,112	2,103	1,510	0,686	0,433	0,282	0,222	25,777
1996/97	0,246	1,160	4,545	8,269	1,773	0,535	1,014	3,639	1,998	2,118	1,487	0,587	27,371
1997/98	0,310	3,964	5,353	2,152	1,085	0,756	2,167	2,354	1,909	0,559	0,241	0,520	21,372
1998/99	0,517	0,588	0,505	0,934	1,082	1,180	1,220	1,003	0,831	1,392	0,533	0,824	10,609
1999/00	2,906	1,862	1,879	1,182	0,497	0,430	2,520	1,405	0,604	0,219	0,122	0,156	13,782
2000/01	0,612	2,314	3,069	6,867	2,099	4,935	1,194	0,497	0,266	0,287	0,295	0,156	22,591
2001/02	0,535	0,561	0,276	0,482	0,508	0,615	0,637	1,365	0,801	0,315	0,618	0,402	7,115
2002/03	1,241	2,125	2,937	6,160	5,924	2,506	2,771	3,278	1,387	0,407	0,369	1,095	30,199
2003/04	4,083	3,056	1,783	2,475	3,143	2,709	4,499	3,623	1,464	0,728	0,433	0,680	28,678
2004/05	1,029	0,773	1,142	0,910	0,537	0,607	0,790	0,871	0,499	0,196	0,106	0,120	7,579
2005/06	1,321	2,212	1,443	0,704	2,059	1,726	1,482	1,036	2,696	1,047	0,260	0,476	16,462

215. Río Alhama alto (aguas arriba del río Valdeprado)

1940/2005
(hm³)

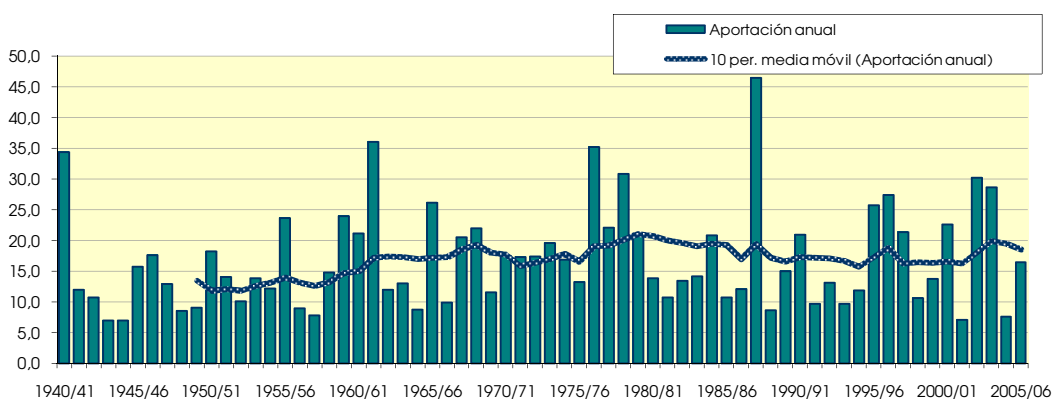
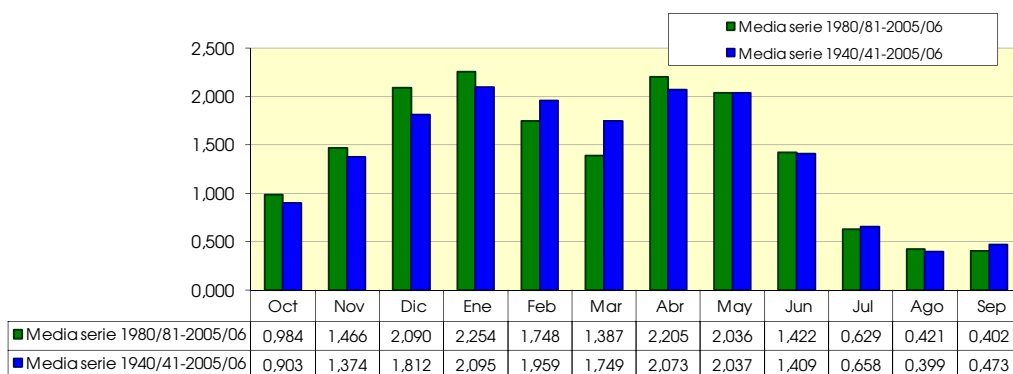
Serie completa

	Oct	Nov	Dic	Ene	Feb	Mar	Abr	May	Jun	Jul	Ago	Sep	Total
Máximo	5,794	8,166	7,071	8,269	7,516	5,617	11,112	8,214	9,253	2,430	2,225	1,783	46,453
Mínimo	0,086	0,104	0,207	0,104	0,147	0,253	0,425	0,474	0,266	0,157	0,106	0,102	6,999
Media	0,903	1,374	1,812	2,095	1,959	1,749	2,073	2,037	1,409	0,658	0,399	0,473	16,942
Percentil 1%	0,091	0,146	0,252	0,169	0,253	0,311	0,434	0,483	0,307	0,168	0,114	0,110	7,001
Percentil 5%	0,141	0,290	0,383	0,388	0,369	0,456	0,593	0,595	0,356	0,205	0,151	0,122	7,633
Percentil 10%	0,168	0,373	0,527	0,513	0,477	0,596	0,693	0,794	0,476	0,247	0,165	0,140	8,725
Percentil 25%	0,295	0,555	0,819	0,760	0,799	0,765	0,880	0,916	0,626	0,318	0,211	0,202	10,742
Percentil 50%	0,542	0,961	1,266	1,204	1,310	1,153	1,551	1,443	1,121	0,471	0,290	0,341	14,155
Desviación típica	0,998	1,512	1,422	2,063	1,642	1,366	1,753	1,572	1,318	0,483	0,337	0,385	8,201
Coef. variación	1,105	1,100	0,785	0,985	0,838	0,781	0,845	0,772	0,936	0,735	0,846	0,813	0,484

1980/2005
(hm³)

Serie para asignación y reserva

	Oct	Nov	Dic	Ene	Feb	Mar	Abr	May	Jun	Jul	Ago	Sep	Total
Máximo	4,083	6,049	7,071	8,269	5,924	4,935	11,112	8,214	9,253	2,118	2,225	1,095	46,453
Mínimo	0,086	0,104	0,207	0,104	0,147	0,253	0,425	0,497	0,266	0,175	0,106	0,115	7,115
Media	0,984	1,466	2,090	2,254	1,748	1,387	2,205	2,036	1,422	0,629	0,421	0,402	17,043
Percentil 1%	0,088	0,160	0,224	0,129	0,201	0,297	0,428	0,529	0,287	0,180	0,110	0,116	7,231
Percentil 5%	0,104	0,336	0,313	0,274	0,381	0,456	0,473	0,668	0,356	0,197	0,129	0,124	7,854
Percentil 10%	0,144	0,396	0,464	0,513	0,465	0,571	0,608	0,824	0,397	0,210	0,152	0,140	9,179
Percentil 25%	0,315	0,619	0,796	0,841	0,735	0,694	0,861	0,922	0,606	0,316	0,181	0,203	10,742
Percentil 50%	0,557	1,119	1,390	1,196	1,436	0,943	1,551	1,417	0,852	0,407	0,250	0,285	13,824
Desviación típica	0,985	1,298	1,800	2,381	1,328	1,087	2,356	1,623	1,746	0,518	0,463	0,279	9,022
Coef. variación	1,000	0,886	0,861	1,057	0,760	0,784	1,069	0,797	1,227	0,823	1,100	0,693	0,529



216. Río Valdeprado

(hm ²)	Oct	Nov	Dic	Ene	Feb	Mar	Abr	May	Jun	Jul	Ago	Sep	Total
1940/41	1.535	1.083	0.671	1.780	2.171	1.627	1.879	2.513	1.241	0.636	0.444	0.649	16.227
1941/42	0.262	0.513	0.503	0.730	0.419	0.424	1.551	0.758	0.429	0.211	0.227	0.348	6.375
1942/43	0.411	0.431	0.638	0.691	0.678	0.450	1.045	0.572	0.257	0.351	0.211	0.271	6.006
1943/44	0.217	0.313	0.796	0.409	0.225	0.198	0.375	0.494	0.333	0.126	0.087	0.393	3.965
1944/45	0.346	0.387	0.405	0.432	0.474	0.576	0.459	0.286	0.187	0.177	0.368	0.184	4.283
1945/46	0.075	0.376	1.306	0.502	0.185	0.258	1.992	2.769	0.861	0.140	0.085	0.063	8.612
1946/47	0.067	0.081	0.655	0.412	2.137	1.788	0.733	0.992	0.586	0.180	0.274	0.597	8.503
1947/48	0.338	0.144	0.558	1.835	0.857	0.423	0.353	0.414	0.276	0.158	0.100	0.061	5.515
1948/49	0.144	0.102	0.178	0.219	0.176	0.495	0.567	0.754	0.694	0.295	0.214	1.067	4.906
1949/50	0.478	0.348	0.301	0.349	0.504	0.397	0.481	1.178	0.539	0.190	0.099	0.058	4.921
1950/51	0.154	0.220	1.150	1.076	0.824	0.914	0.957	0.826	0.884	0.518	0.240	0.187	7.951
1951/52	0.393	0.743	0.879	0.550	0.426	0.706	1.036	0.677	0.293	0.976	0.553	0.234	7.467
1952/53	0.277	0.539	0.671	0.440	0.267	0.251	0.579	0.346	1.211	0.500	0.104	0.080	5.264
1953/54	1.291	0.650	0.474	0.337	0.428	0.680	0.562	1.201	1.046	0.403	0.123	0.097	7.291
1954/55	0.136	0.547	0.314	0.622	0.949	0.611	0.513	0.440	0.590	0.453	0.270	0.173	5.617
1955/56	0.424	0.371	0.908	1.101	0.445	1.562	1.277	1.999	0.749	0.186	0.112	0.361	9.495
1956/57	0.273	0.655	0.397	0.135	0.324	0.347	0.481	0.831	1.188	0.507	0.102	0.089	5.329
1957/58	0.184	0.247	0.196	0.480	0.591	0.622	0.408	0.505	0.617	0.250	0.168	0.166	4.435
1958/59	0.161	0.436	1.933	0.993	0.371	0.778	0.667	1.091	0.978	0.542	0.201	0.671	8.822
1959/60	0.851	0.914	1.945	1.613	1.650	1.359	0.577	0.423	0.288	0.144	0.079	0.262	10.104
1960/61	1.811	1.170	1.283	1.103	0.639	0.328	0.408	0.706	0.393	0.132	0.150	0.936	9.059
1961/62	0.923	3.756	1.514	1.514	1.752	1.778	1.350	1.122	0.549	0.153	0.088	0.199	14.699
1962/63	0.303	0.299	0.438	0.610	0.401	0.844	0.833	0.481	0.801	0.426	0.151	0.225	5.812
1963/64	0.165	0.611	0.632	0.193	0.810	0.905	0.674	0.426	0.246	0.159	0.096	0.107	5.025
1964/65	0.233	0.260	0.359	0.493	0.366	0.721	0.742	0.424	0.166	0.068	0.053	0.362	4.247
1965/66	0.755	1.182	1.046	1.390	1.695	0.889	1.066	0.895	0.575	0.235	0.098	0.079	9.904
1966/67	0.601	1.572	0.667	0.434	0.423	0.365	0.362	0.377	0.282	0.163	0.090	0.069	5.404
1967/68	0.304	5.506	1.336	0.538	0.667	1.244	1.338	0.801	0.300	0.098	0.097	0.110	12.340
1968/69	0.096	0.298	0.935	0.592	0.457	1.226	1.657	1.069	0.886	0.465	0.151	0.477	8.308
1969/70	0.335	0.258	0.622	1.817	0.966	0.427	0.270	0.267	0.332	0.178	0.078	0.049	5.598
1970/71	0.082	0.312	0.461	0.556	0.431	0.560	1.372	2.755	1.546	0.708	0.260	0.161	9.203
1971/72	0.137	0.486	0.809	0.765	1.887	1.551	0.873	0.721	0.748	0.482	0.204	1.081	9.746
1972/73	1.004	1.398	1.533	1.139	0.952	0.555	0.357	0.441	1.013	0.650	0.233	0.102	9.376
1973/74	0.151	0.273	0.958	1.155	1.310	2.780	1.403	0.545	0.460	0.248	0.430	0.257	9.970
1974/75	0.403	0.739	0.278	0.289	0.615	0.927	2.135	2.582	0.972	0.218	0.414	0.468	10.041
1975/76	0.202	0.738	0.839	0.361	0.769	0.557	1.449	1.060	0.708	0.517	0.498	0.333	8.031
1976/77	0.394	0.520	2.647	2.799	1.482	0.904	0.538	2.264	2.803	1.365	0.581	0.161	16.458
1977/78	0.350	0.245	0.946	2.158	1.804	1.327	1.932	1.614	1.222	0.451	0.098	0.074	12.221
1978/79	0.149	0.229	1.352	3.698	2.837	1.735	1.523	1.314	0.632	0.347	0.163	0.386	14.366
1979/80	1.130	0.966	0.827	0.666	1.136	1.723	1.280	2.022	1.104	0.309	0.152	0.139	11.454
1980/81	0.192	0.671	0.679	0.758	0.664	0.643	2.157	1.277	0.491	0.164	0.107	0.147	7.950
1981/82	0.113	0.054	1.853	0.963	0.743	0.445	0.245	0.444	0.370	0.197	0.093	0.125	5.647
1982/83	0.350	1.070	1.551	0.576	0.224	0.462	0.912	0.532	0.182	0.251	1.209	0.463	7.783
1983/84	0.065	0.222	0.597	0.576	0.763	0.929	0.630	1.724	1.315	0.381	0.067	0.037	7.306
1984/85	0.269	2.932	0.977	0.458	1.153	1.186	1.013	1.137	0.516	0.158	0.102	0.058	9.960
1985/86	0.033	0.279	0.398	0.645	0.933	0.543	0.767	0.601	0.286	0.102	0.069	0.380	5.036
1986/87	0.403	0.185	0.242	0.829	1.266	0.908	0.759	0.447	0.390	0.603	0.278	0.112	6.422
1987/88	0.743	0.754	1.534	2.518	1.243	0.583	4.813	3.367	3.873	0.910	0.177	0.064	20.580
1988/89	0.183	0.290	0.100	0.044	0.395	0.341	0.912	1.284	0.485	0.176	0.119	0.065	4.395
1989/90	0.043	0.918	2.270	1.074	0.327	0.103	0.413	0.834	1.322	0.513	0.120	0.112	8.049
1990/91	0.286	0.465	0.379	0.437	1.107	1.593	3.569	1.551	0.527	0.140	0.069	0.472	10.595
1991/92	0.744	0.770	0.418	0.105	0.075	0.486	0.493	0.660	1.204	0.545	0.203	0.141	5.843
1992/93	1.460	0.668	0.632	0.314	0.207	0.552	0.653	1.796	0.869	0.213	0.065	0.199	7.628
1993/94	0.994	0.597	0.524	0.853	0.734	0.378	0.237	0.329	0.201	0.098	0.072	0.171	5.189
1994/95	0.926	0.594	0.701	1.095	0.934	0.523	0.338	0.464	0.239	0.086	0.290	0.159	6.349
1995/96	0.068	0.408	3.248	3.348	2.004	1.099	0.917	0.683	0.358	0.225	0.144	0.116	12.617
1996/97	0.139	0.655	2.625	4.849	0.974	0.226	0.518	1.858	1.074	1.035	0.806	0.287	15.047
1997/98	0.146	1.903	2.572	1.182	0.523	0.405	0.865	0.892	0.834	0.276	0.099	0.273	9.971
1998/99	0.315	0.371	0.321	0.647	0.669	0.670	0.622	0.514	0.441	0.794	0.315	0.375	6.053
1999/00	1.017	1.153	1.071	0.662	0.283	0.218	0.930	0.735	0.330	0.099	0.050	0.081	6.629
2000/01	0.357	0.959	1.342	2.781	1.127	1.533	0.605	0.199	0.103	0.143	0.161	0.077	9.388
2001/02	0.223	0.351	0.163	0.261	0.290	0.329	0.336	0.744	0.480	0.169	0.323	0.226	3.896
2002/03	0.640	1.135	1.676	2.999	2.620	1.189	1.069	1.584	0.723	0.148	0.167	0.598	14.549
2003/04	1.882	1.602	1.012	1.396	1.507	1.263	1.893	1.794	0.694	0.340	0.199	0.416	13.997
2004/05	0.549	0.473	0.793	0.580	0.337	0.380	0.482	0.534	0.308	0.106	0.051	0.064	4.657
2005/06	0.682	1.582	0.828	0.400	1.112	0.864	0.921	0.566	1.441	0.600	0.122	0.265	9.385

216. Río Valdeprado

1940/2005
(hm³)

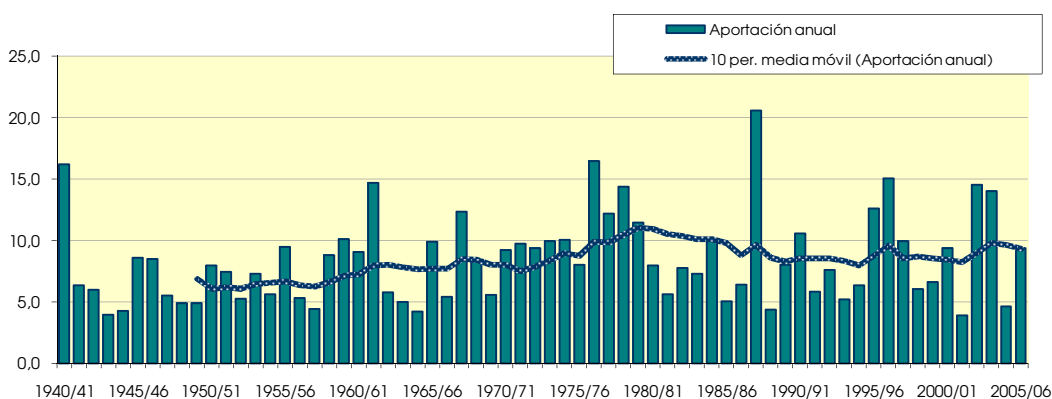
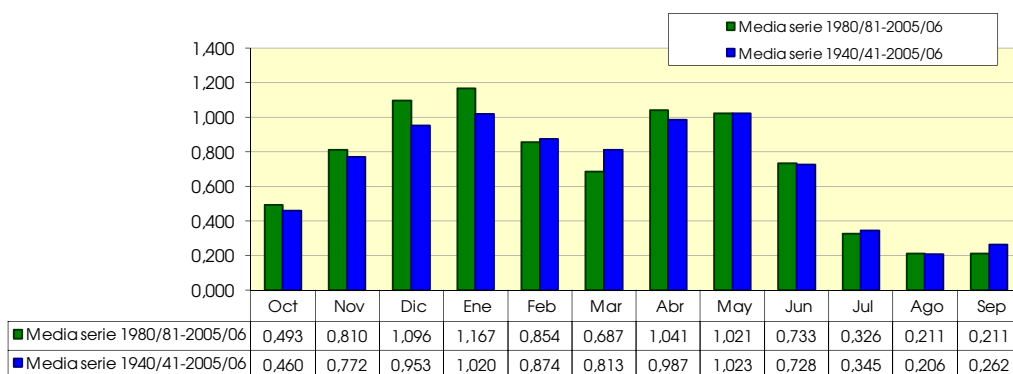
Serie completa

	Oct	Nov	Dic	Ene	Feb	Mar	Abr	May	Jun	Jul	Ago	Sep	Total
Máximo	1,882	5,506	3,248	4,849	2,837	2,780	4,813	3,367	3,873	1,365	1,209	1,081	20,580
Mínimo	0,033	0,054	0,100	0,044	0,075	0,103	0,237	0,199	0,103	0,068	0,050	0,037	3,896
Media	0,460	0,772	0,953	1,020	0,874	0,813	0,987	1,023	0,728	0,345	0,206	0,262	8,443
Percentil 1%	0,039	0,072	0,141	0,083	0,140	0,165	0,242	0,243	0,144	0,079	0,051	0,045	3,941
Percentil 5%	0,067	0,154	0,208	0,200	0,211	0,232	0,337	0,333	0,191	0,099	0,065	0,059	4,311
Percentil 10%	0,089	0,225	0,307	0,301	0,275	0,328	0,359	0,418	0,251	0,116	0,071	0,064	4,782
Percentil 25%	0,156	0,302	0,464	0,438	0,420	0,424	0,498	0,497	0,333	0,158	0,097	0,098	5,603
Percentil 50%	0,310	0,530	0,794	0,654	0,706	0,632	0,763	0,756	0,580	0,242	0,151	0,178	7,951
Desviación típica	0,432	0,862	0,676	0,937	0,621	0,521	0,767	0,713	0,597	0,261	0,192	0,233	3,572
Coef. variación	0,938	1,116	0,709	0,918	0,710	0,641	0,777	0,697	0,820	0,757	0,930	0,890	0,423

1980/2005
(hm³)

Serie para asignación y reserva

	Oct	Nov	Dic	Ene	Feb	Mar	Abr	May	Jun	Jul	Ago	Sep	Total
Máximo	1,882	2,932	3,248	4,849	2,620	1,593	4,813	3,367	3,873	1,035	1,209	0,598	20,580
Mínimo	0,033	0,054	0,100	0,044	0,075	0,103	0,237	0,199	0,103	0,086	0,050	0,037	3,896
Media	0,493	0,810	1,096	1,167	0,854	0,687	1,041	1,021	0,733	0,326	0,211	0,211	8,651
Percentil 1%	0,035	0,087	0,116	0,059	0,108	0,131	0,239	0,231	0,123	0,089	0,050	0,042	4,021
Percentil 5%	0,049	0,194	0,183	0,144	0,211	0,220	0,268	0,358	0,187	0,099	0,055	0,060	4,460
Percentil 10%	0,067	0,250	0,282	0,288	0,253	0,277	0,337	0,445	0,220	0,100	0,066	0,064	4,847
Percentil 25%	0,155	0,380	0,445	0,487	0,352	0,386	0,499	0,533	0,337	0,145	0,078	0,088	5,895
Percentil 50%	0,332	0,661	0,811	0,710	0,753	0,547	0,763	0,739	0,488	0,205	0,121	0,153	7,705
Desviación típica	0,463	0,634	0,845	1,166	0,585	0,410	1,041	0,703	0,747	0,269	0,255	0,154	3,974
Coef. variación	0,939	0,783	0,771	0,999	0,684	0,597	1,000	0,688	1,019	0,826	1,209	0,731	0,459



218. Barranco Calera

(hm ²)	Oct	Nov	Dic	Ene	Feb	Mar	Abr	May	Jun	Jul	Ago	Sep	Total
1940/41	0.014	0.015	0.010	0.015	0.021	0.021	0.038	0.046	0.031	0.021	0.014	0.011	0.257
1941/42	0.009	0.006	0.004	0.003	0.003	0.003	0.016	0.015	0.010	0.007	0.005	0.004	0.087
1942/43	0.004	0.003	0.003	0.003	0.002	0.002	0.004	0.004	0.003	0.003	0.004	0.004	0.039
1943/44	0.004	0.003	0.004	0.003	0.003	0.003	0.002	0.004	0.005	0.004	0.003	0.004	0.041
1944/45	0.004	0.003	0.003	0.004	0.004	0.003	0.003	0.002	0.002	0.003	0.003	0.002	0.035
1945/46	0.002	0.003	0.006	0.007	0.005	0.004	0.032	0.063	0.029	0.017	0.011	0.007	0.185
1946/47	0.005	0.003	0.003	0.003	0.012	0.014	0.011	0.009	0.007	0.005	0.004	0.004	0.080
1947/48	0.003	0.002	0.003	0.007	0.009	0.007	0.005	0.005	0.004	0.003	0.003	0.002	0.055
1948/49	0.002	0.002	0.002	0.002	0.002	0.003	0.003	0.004	0.005	0.004	0.004	0.007	0.039
1949/50	0.008	0.006	0.005	0.004	0.004	0.004	0.003	0.004	0.004	0.003	0.003	0.002	0.049
1950/51	0.002	0.002	0.004	0.007	0.010	0.013	0.020	0.018	0.018	0.013	0.008	0.006	0.120
1951/52	0.004	0.005	0.008	0.007	0.006	0.008	0.010	0.008	0.006	0.006	0.005	0.004	0.076
1952/53	0.003	0.002	0.002	0.002	0.002	0.002	0.003	0.003	0.016	0.015	0.009	0.006	0.065
1953/54	0.010	0.011	0.007	0.005	0.004	0.007	0.007	0.007	0.008	0.007	0.004	0.003	0.079
1954/55	0.002	0.004	0.004	0.005	0.007	0.007	0.006	0.007	0.006	0.005	0.004	0.003	0.062
1955/56	0.003	0.003	0.005	0.008	0.007	0.026	0.020	0.034	0.024	0.014	0.009	0.007	0.161
1956/57	0.005	0.004	0.004	0.003	0.002	0.003	0.002	0.004	0.005	0.005	0.004	0.003	0.044
1957/58	0.003	0.002	0.002	0.003	0.003	0.004	0.004	0.003	0.004	0.003	0.003	0.003	0.036
1958/59	0.003	0.002	0.007	0.007	0.005	0.005	0.005	0.006	0.008	0.008	0.006	0.007	0.068
1959/60	0.008	0.006	0.008	0.012	0.017	0.024	0.018	0.011	0.007	0.005	0.004	0.003	0.123
1960/61	0.009	0.012	0.014	0.016	0.013	0.008	0.006	0.006	0.005	0.004	0.004	0.008	0.105
1961/62	0.009	0.102	0.035	0.029	0.038	0.061	0.057	0.033	0.020	0.012	0.008	0.007	0.411
1962/63	0.007	0.006	0.005	0.007	0.009	0.010	0.010	0.008	0.007	0.007	0.005	0.004	0.085
1963/64	0.003	0.003	0.005	0.005	0.009	0.013	0.012	0.009	0.007	0.006	0.005	0.004	0.079
1964/65	0.003	0.003	0.003	0.004	0.005	0.010	0.011	0.007	0.005	0.003	0.003	0.002	0.060
1965/66	0.003	0.007	0.008	0.011	0.018	0.017	0.020	0.017	0.012	0.008	0.006	0.004	0.133
1966/67	0.004	0.006	0.006	0.004	0.004	0.003	0.003	0.003	0.002	0.002	0.002	0.002	0.043
1967/68	0.002	0.053	0.026	0.015	0.010	0.013	0.020	0.016	0.011	0.007	0.005	0.004	0.181
1968/69	0.003	0.003	0.006	0.007	0.007	0.012	0.034	0.024	0.018	0.013	0.008	0.008	0.143
1969/70	0.007	0.005	0.004	0.009	0.010	0.007	0.005	0.004	0.003	0.003	0.003	0.002	0.062
1970/71	0.002	0.002	0.002	0.003	0.003	0.002	0.006	0.021	0.020	0.013	0.009	0.006	0.088
1971/72	0.004	0.003	0.003	0.004	0.009	0.009	0.007	0.005	0.004	0.003	0.003	0.007	0.063
1972/73	0.009	0.009	0.013	0.013	0.009	0.006	0.004	0.004	0.006	0.007	0.007	0.005	0.093
1973/74	0.004	0.003	0.004	0.005	0.008	0.042	0.025	0.014	0.009	0.006	0.005	0.004	0.128
1974/75	0.003	0.004	0.004	0.003	0.002	0.003	0.013	0.029	0.014	0.008	0.007	0.006	0.095
1975/76	0.004	0.003	0.005	0.004	0.005	0.005	0.015	0.012	0.008	0.006	0.005	0.004	0.074
1976/77	0.004	0.005	0.026	0.056	0.041	0.033	0.022	0.060	0.075	0.035	0.020	0.012	0.388
1977/78	0.008	0.006	0.006	0.012	0.013	0.010	0.020	0.012	0.008	0.006	0.004	0.003	0.109
1978/79	0.002	0.002	0.004	0.015	0.022	0.019	0.019	0.021	0.014	0.009	0.006	0.004	0.137
1979/80	0.005	0.005	0.005	0.004	0.011	0.017	0.017	0.042	0.022	0.013	0.008	0.006	0.156
1980/81	0.004	0.004	0.003	0.003	0.003	0.003	0.018	0.012	0.008	0.005	0.004	0.003	0.069
1981/82	0.002	0.002	0.006	0.007	0.007	0.006	0.004	0.004	0.004	0.003	0.003	0.003	0.051
1982/83	0.003	0.004	0.005	0.004	0.003	0.003	0.003	0.004	0.003	0.003	0.008	0.008	0.049
1983/84	0.005	0.003	0.003	0.003	0.004	0.005	0.005	0.017	0.016	0.010	0.006	0.004	0.081
1984/85	0.003	0.011	0.012	0.009	0.010	0.010	0.012	0.014	0.010	0.006	0.005	0.004	0.105
1985/86	0.003	0.002	0.003	0.004	0.006	0.007	0.008	0.008	0.006	0.004	0.003	0.004	0.059
1986/87	0.005	0.004	0.003	0.005	0.007	0.007	0.006	0.005	0.004	0.003	0.003	0.003	0.053
1987/88	0.004	0.005	0.008	0.021	0.019	0.013	0.144	0.092	0.131	0.054	0.031	0.018	0.540
1988/89	0.011	0.007	0.005	0.003	0.003	0.004	0.007	0.009	0.006	0.004	0.004	0.003	0.065
1989/90	0.002	0.003	0.009	0.010	0.008	0.005	0.004	0.004	0.005	0.004	0.003	0.003	0.060
1990/91	0.003	0.003	0.003	0.003	0.006	0.010	0.044	0.022	0.014	0.008	0.006	0.005	0.126
1991/92	0.005	0.005	0.004	0.003	0.002	0.002	0.002	0.003	0.006	0.005	0.004	0.003	0.044
1992/93	0.006	0.006	0.005	0.004	0.003	0.003	0.004	0.011	0.008	0.005	0.004	0.003	0.060
1993/94	0.005	0.006	0.004	0.004	0.004	0.004	0.003	0.003	0.003	0.003	0.003	0.003	0.044
1994/95	0.004	0.005	0.004	0.004	0.004	0.004	0.003	0.003	0.003	0.003	0.004	0.004	0.046
1995/96	0.003	0.003	0.010	0.022	0.022	0.018	0.016	0.015	0.010	0.006	0.005	0.004	0.134
1996/97	0.003	0.003	0.008	0.045	0.026	0.015	0.016	0.035	0.024	0.025	0.019	0.012	0.231
1997/98	0.008	0.014	0.024	0.016	0.011	0.007	0.014	0.014	0.016	0.010	0.006	0.005	0.145
1998/99	0.004	0.003	0.002	0.004	0.004	0.005	0.007	0.007	0.006	0.007	0.005	0.005	0.058
1999/00	0.007	0.007	0.006	0.005	0.004	0.003	0.011	0.008	0.005	0.004	0.003	0.002	0.067
2000/01	0.003	0.005	0.008	0.017	0.015	0.020	0.015	0.009	0.006	0.004	0.004	0.003	0.109
2001/02	0.003	0.003	0.002	0.002	0.002	0.002	0.003	0.006	0.007	0.005	0.005	0.005	0.044
2002/03	0.004	0.006	0.008	0.016	0.050	0.030	0.032	0.045	0.028	0.017	0.010	0.009	0.254
2003/04	0.017	0.020	0.016	0.013	0.016	0.030	0.072	0.066	0.036	0.021	0.012	0.010	0.328
2004/05	0.008	0.006	0.005	0.004	0.003	0.003	0.003	0.004	0.004	0.003	0.003	0.002	0.046
2005/06	0.003	0.008	0.008	0.006	0.009	0.009	0.008	0.006	0.011	0.008	0.006	0.006	0.088

218. Barranco Calera

1940/2005
(hm³)

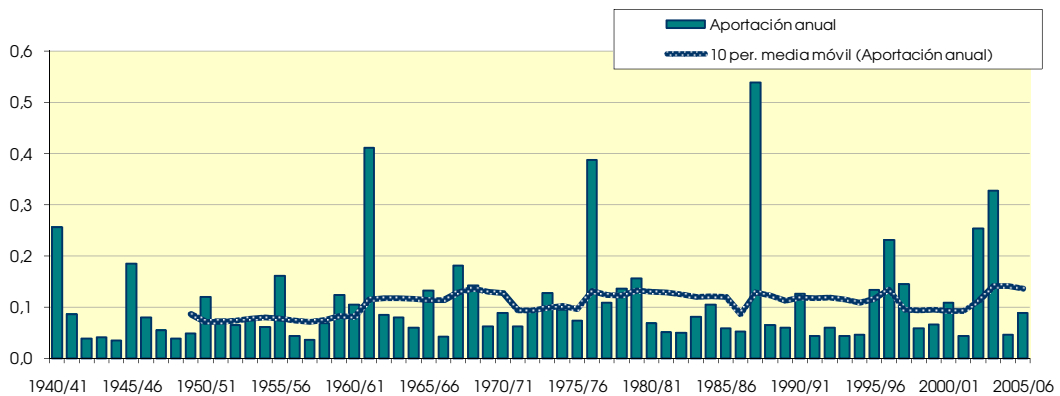
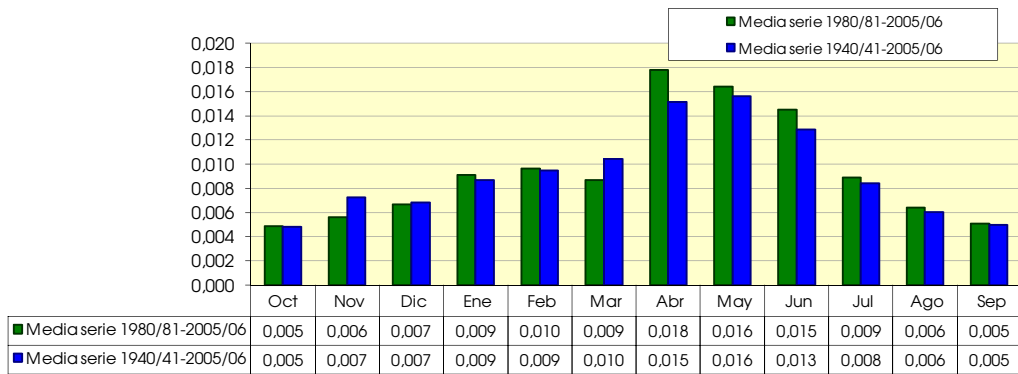
Serie completa

	Oct	Nov	Dic	Ene	Feb	Mar	Abr	May	Jun	Jul	Ago	Sep	Total
Máximo	0,017	0,102	0,035	0,056	0,050	0,061	0,144	0,092	0,131	0,054	0,031	0,018	0,540
Mínimo	0,002	0,002	0,002	0,002	0,002	0,002	0,002	0,002	0,002	0,002	0,002	0,002	0,035
Media	0,005	0,007	0,007	0,009	0,009	0,010	0,015	0,016	0,013	0,008	0,006	0,005	0,111
Percentil 1%	0,002	0,002	0,002	0,002	0,002	0,002	0,002	0,003	0,002	0,003	0,002	0,002	0,036
Percentil 5%	0,002	0,002	0,002	0,003	0,002	0,002	0,003	0,003	0,003	0,003	0,003	0,002	0,039
Percentil 10%	0,002	0,002	0,003	0,003	0,002	0,003	0,003	0,003	0,003	0,003	0,003	0,002	0,044
Percentil 25%	0,003	0,003	0,004	0,004	0,004	0,003	0,004	0,004	0,005	0,004	0,004	0,003	0,055
Percentil 50%	0,004	0,004	0,005	0,005	0,007	0,007	0,009	0,008	0,007	0,006	0,005	0,004	0,079
Desviación típica	0,003	0,014	0,006	0,009	0,009	0,011	0,021	0,018	0,018	0,008	0,005	0,003	0,095
Coef. variación	0,615	1,881	0,907	1,075	0,984	1,020	1,375	1,143	1,432	0,979	0,785	0,592	0,861

1980/2005
(hm³)

Serie para asignación y reserva

	Oct	Nov	Dic	Ene	Feb	Mar	Abr	May	Jun	Jul	Ago	Sep	Total
Máximo	0,017	0,020	0,024	0,045	0,050	0,030	0,144	0,092	0,131	0,054	0,031	0,018	0,540
Mínimo	0,002	0,002	0,002	0,002	0,002	0,002	0,002	0,003	0,003	0,003	0,003	0,002	0,044
Media	0,005	0,006	0,007	0,009	0,010	0,009	0,018	0,016	0,015	0,009	0,006	0,005	0,114
Percentil 1%	0,002	0,002	0,002	0,002	0,002	0,002	0,002	0,003	0,003	0,003	0,003	0,002	0,044
Percentil 5%	0,002	0,002	0,002	0,003	0,002	0,002	0,003	0,003	0,003	0,003	0,003	0,002	0,044
Percentil 10%	0,003	0,003	0,003	0,003	0,003	0,003	0,003	0,003	0,003	0,003	0,003	0,003	0,045
Percentil 25%	0,003	0,003	0,004	0,004	0,003	0,003	0,004	0,005	0,005	0,004	0,003	0,003	0,051
Percentil 50%	0,004	0,005	0,005	0,004	0,006	0,005	0,008	0,009	0,006	0,005	0,004	0,004	0,066
Desviación típica	0,003	0,004	0,005	0,010	0,010	0,008	0,030	0,021	0,025	0,011	0,006	0,004	0,113
Coef. variación	0,657	0,717	0,715	1,050	1,076	0,921	1,691	1,293	1,733	1,205	0,966	0,719	0,992



220. Río Alhama, en término municipal de Aguilar del Río Alhama

(hm ²)	Oct	Nov	Dic	Ene	Feb	Mar	Abr	May	Jun	Jul	Ago	Sep	Total
1940/41	5,763	4,330	2,628	7,105	9,360	7,703	9,083	11,288	5,533	3,024	2,033	2,550	70,401
1941/42	1,237	2,026	1,836	2,553	1,556	1,653	6,665	3,182	1,886	0,993	0,994	1,343	25,924
1942/43	1,551	1,546	2,335	2,588	2,377	1,722	3,900	2,104	1,003	1,268	0,846	1,035	22,274
1943/44	0,888	1,160	2,776	1,490	0,839	0,768	1,398	2,090	1,441	0,585	0,429	1,430	15,294
1944/45	1,300	1,405	1,454	1,564	1,702	2,042	1,645	1,059	0,728	0,712	1,304	0,701	15,616
1945/46	0,322	1,315	5,046	2,005	0,853	1,133	7,722	11,395	4,036	1,175	0,726	0,504	36,231
1946/47	0,417	0,411	2,148	1,518	9,077	7,205	3,284	4,209	2,279	0,828	1,029	2,165	34,568
1947/48	1,264	0,603	1,958	8,823	3,358	1,955	1,644	1,873	1,133	0,674	0,460	0,308	24,054
1948/49	0,562	0,413	0,746	0,875	0,684	1,802	2,027	2,960	2,547	1,181	0,833	3,849	18,478
1949/50	1,881	1,515	1,409	1,275	2,176	1,466	1,746	4,073	1,990	0,774	0,446	0,283	19,034
1950/51	0,598	0,819	3,911	4,347	5,005	4,499	4,429	3,746	4,382	2,329	1,152	0,861	36,078
1951/52	1,501	2,961	3,420	2,194	1,757	2,940	4,245	2,722	1,243	3,663	2,048	0,946	29,640
1952/53	1,036	1,925	2,418	1,551	0,993	0,928	2,195	1,276	5,867	2,234	0,722	0,504	21,651
1953/54	5,310	2,555	1,869	1,308	1,668	3,097	2,173	4,699	3,892	1,615	0,606	0,459	29,250
1954/55	0,553	2,370	1,234	2,967	4,040	2,449	2,501	2,099	2,353	1,719	1,082	0,728	24,095
1955/56	1,708	1,401	4,184	4,951	1,833	8,212	5,460	10,741	3,479	1,223	0,750	1,553	45,496
1956/57	1,117	2,271	1,443	0,550	1,229	1,272	1,734	3,224	4,133	1,877	0,507	0,429	19,788
1957/58	0,727	0,901	0,737	1,767	2,091	2,388	1,545	1,873	2,380	0,996	0,683	0,674	16,761
1958/59	0,645	1,522	6,561	3,565	1,434	2,651	2,454	3,895	3,519	2,362	0,919	2,968	32,495
1959/60	3,204	3,300	7,899	7,507	8,649	6,965	2,706	1,942	1,291	0,709	0,428	0,995	45,594
1960/61	9,453	4,819	6,116	5,608	2,687	1,469	1,740	2,682	1,536	0,632	0,648	3,617	41,005
1961/62	3,371	19,240	6,736	7,313	8,542	10,105	9,581	5,533	2,703	1,032	0,638	0,991	75,786
1962/63	1,285	1,194	1,851	2,580	1,914	3,764	3,691	1,961	3,276	1,719	0,719	0,923	24,877
1963/64	0,673	2,489	2,594	0,865	5,709	4,056	2,898	1,835	1,557	0,820	0,517	0,528	24,541
1964/65	0,946	0,958	1,324	1,857	1,743	3,897	3,022	1,777	0,773	0,380	0,291	1,304	18,273
1965/66	2,791	5,095	4,482	7,553	9,060	3,740	6,355	3,987	2,639	1,150	0,577	0,445	47,873
1966/67	2,511	5,373	2,483	1,722	1,797	1,403	1,427	1,430	1,072	0,656	0,406	0,316	20,596
1967/68	1,081	19,089	5,400	2,379	2,727	4,530	6,212	3,351	1,447	0,624	0,528	0,514	47,882
1968/69	0,428	1,282	4,401	2,972	2,792	7,307	7,770	4,891	4,460	2,086	0,859	2,117	41,364
1969/70	1,457	1,143	2,343	8,196	3,710	1,744	1,108	1,053	1,261	0,724	0,374	0,254	23,365
1970/71	0,338	1,173	1,387	1,921	1,573	2,119	5,276	10,863	6,049	3,062	1,244	0,805	35,808
1971/72	0,628	1,710	2,715	2,704	7,091	6,161	3,207	2,660	2,633	1,737	0,804	4,108	36,158
1972/73	3,852	5,064	6,220	4,616	3,530	2,076	1,442	1,674	3,657	2,605	1,113	0,562	36,409
1973/74	0,685	1,110	3,433	4,244	5,058	11,197	6,006	2,439	2,060	1,093	1,600	1,001	39,926
1974/75	1,406	2,491	1,062	1,045	2,086	3,184	7,486	9,539	3,817	1,081	1,646	1,777	36,620
1975/76	0,829	2,448	2,719	1,357	2,773	1,985	5,473	3,912	2,840	1,962	1,816	1,273	29,388
1976/77	1,569	2,060	9,819	13,086	7,896	4,508	2,840	9,784	12,085	5,890	2,732	1,029	73,298
1977/78	1,569	1,087	3,459	6,543	8,151	4,985	7,103	5,817	4,383	1,748	0,513	0,384	45,742
1978/79	0,591	0,824	5,332	14,340	12,901	7,212	5,970	5,440	2,679	1,526	0,790	1,428	59,035
1979/80	4,224	3,357	2,862	2,459	4,169	6,798	4,854	8,233	4,616	1,570	0,861	0,710	44,713
1980/81	0,789	2,443	2,312	2,545	2,250	2,308	8,323	4,736	1,966	0,759	0,511	0,608	29,549
1981/82	0,467	0,252	7,600	3,373	2,639	1,712	0,990	1,724	1,390	0,797	0,429	0,548	21,921
1982/83	1,241	3,879	5,088	2,065	0,905	1,666	3,370	1,944	0,759	1,059	4,643	1,824	28,444
1983/84	0,409	0,831	2,210	2,053	2,862	3,774	2,327	6,814	5,446	1,715	0,505	0,299	29,245
1984/85	1,032	11,170	3,712	1,764	5,880	4,417	4,349	4,752	2,156	0,821	0,554	0,358	40,965
1985/86	0,223	1,091	1,540	2,470	4,361	2,134	3,294	2,529	1,226	0,529	0,379	1,594	21,371
1986/87	1,522	0,762	0,935	2,991	4,988	3,403	3,116	1,796	1,467	2,238	1,057	0,493	24,769
1987/88	2,751	2,664	5,478	10,828	5,534	2,469	22,382	16,181	18,754	5,139	1,838	0,942	94,961
1988/89	1,110	1,114	0,523	0,271	1,673	1,352	3,671	4,833	1,869	0,762	0,551	0,347	18,077
1989/90	0,241	2,953	8,795	4,387	1,473	0,579	1,659	3,008	4,343	1,845	0,528	0,478	30,290
1990/91	1,158	1,683	1,427	1,661	4,275	6,502	14,191	6,164	2,312	0,819	0,463	1,872	42,528
1991/92	2,764	2,829	1,537	0,472	0,340	1,672	1,733	2,241	4,215	2,025	0,830	0,612	21,270
1992/93	4,958	2,436	2,526	1,210	0,813	1,792	2,368	6,762	3,201	0,938	0,376	0,792	28,172
1993/94	4,084	2,207	1,900	3,124	2,836	1,448	0,927	1,293	0,809	0,456	0,363	0,674	20,121
1994/95	3,677	2,177	2,701	4,108	3,373	1,937	1,268	1,765	0,941	0,414	1,264	0,683	24,307
1995/96	0,335	1,495	12,703	13,306	7,671	4,596	4,154	3,126	1,615	1,026	0,683	0,535	51,244
1996/97	0,569	2,369	9,134	17,705	4,268	1,387	2,392	7,626	4,540	4,643	3,451	1,467	59,552
1997/98	0,804	7,327	10,215	4,660	2,321	1,689	3,953	4,243	3,716	1,338	0,605	1,169	42,041
1998/99	1,195	1,331	1,138	2,172	2,382	2,491	2,507	2,094	1,781	2,945	1,236	1,664	22,935
1999/00	4,832	4,069	3,943	2,497	1,114	0,900	4,294	2,914	1,352	0,505	0,293	0,368	27,082
2000/01	1,346	4,098	5,596	12,114	4,525	8,124	2,703	1,120	0,627	0,676	0,694	0,382	42,005
2001/02	1,001	1,261	0,630	0,996	1,082	1,259	1,330	2,912	1,853	0,756	1,344	0,945	15,369
2002/03	2,471	4,208	6,036	11,663	11,991	5,471	5,454	7,275	3,497	1,166	0,977	2,484	62,691
2003/04	7,794	6,465	4,059	5,308	6,158	5,711	9,480	8,474	3,761	1,948	1,156	1,799	62,113
2004/05	2,248	1,780	2,639	2,040	1,222	1,352	1,718	1,944	1,159	0,477	0,272	0,298	17,149
2005/06	2,581	5,214	3,129	1,603	4,205	3,503	3,320	2,200	5,367	2,360	0,649	1,206	35,338

220. Río Alhama, en término municipal de Aguilar del Río Alhama

1940/2005
(hm³)

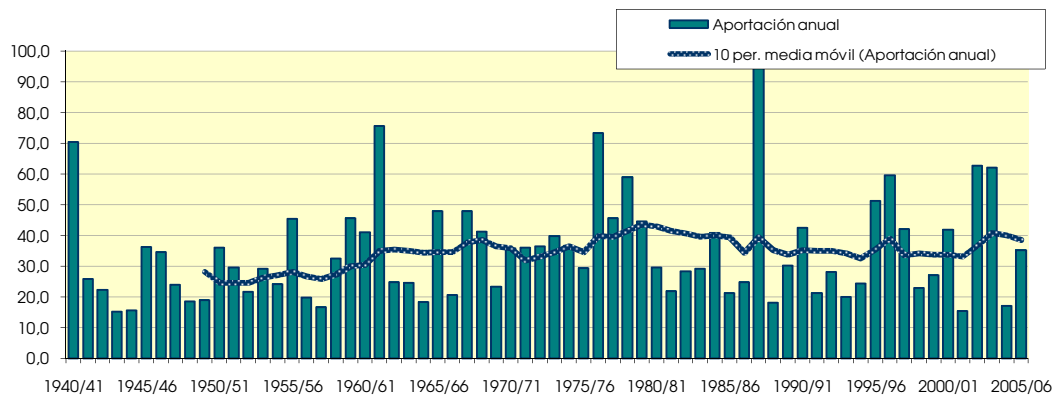
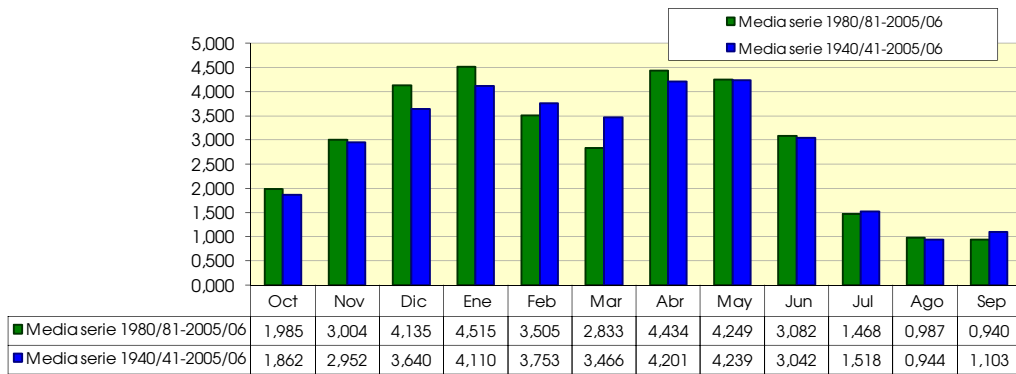
Serie completa

	Oct	Nov	Dic	Ene	Feb	Mar	Abr	May	Jun	Jul	Ago	Sep	Total
Máximo	9,453	19,240	12,703	17,705	12,901	11,197	22,382	16,181	18,754	5,890	4,643	4,108	94,961
Mínimo	0,223	0,252	0,523	0,271	0,340	0,579	0,927	1,053	0,627	0,380	0,272	0,254	15,294
Media	1,862	2,952	3,640	4,110	3,753	3,466	4,201	4,239	3,042	1,518	0,944	1,103	34,832
Percentil 1%	0,235	0,355	0,592	0,402	0,564	0,702	0,968	1,057	0,693	0,402	0,284	0,273	15,343
Percentil 5%	0,335	0,643	0,793	0,868	0,842	0,979	1,283	1,281	0,782	0,484	0,366	0,301	16,858
Percentil 10%	0,423	0,828	1,186	1,127	1,037	1,312	1,435	1,699	1,038	0,604	0,393	0,353	18,376
Percentil 25%	0,676	1,178	1,839	1,677	1,680	1,676	1,816	1,948	1,443	0,760	0,511	0,504	22,439
Percentil 50%	1,239	2,043	2,708	2,549	2,750	2,459	3,245	3,067	2,366	1,158	0,721	0,833	29,594
Desviación típica	1,810	3,440	2,621	3,811	2,877	2,444	3,452	3,144	2,698	1,107	0,743	0,866	16,548
Coef. variación	0,972	1,165	0,720	0,927	0,767	0,705	0,822	0,742	0,887	0,729	0,787	0,785	0,475

1980/2005
(hm³)

Serie para asignación y reserva

	Oct	Nov	Dic	Ene	Feb	Mar	Abr	May	Jun	Jul	Ago	Sep	Total
Máximo	7,794	11,170	12,703	17,705	11,991	8,124	22,382	16,181	18,754	5,139	4,643	2,484	94,961
Mínimo	0,223	0,252	0,523	0,271	0,340	0,579	0,927	1,120	0,627	0,414	0,272	0,298	15,369
Media	1,985	3,004	4,135	4,515	3,505	2,833	4,434	4,249	3,082	1,468	0,987	0,940	35,135
Percentil 1%	0,228	0,379	0,549	0,322	0,458	0,659	0,943	1,163	0,660	0,424	0,277	0,298	15,814
Percentil 5%	0,264	0,779	0,706	0,603	0,836	0,990	1,059	1,401	0,771	0,461	0,310	0,311	17,381
Percentil 10%	0,372	0,961	1,036	1,103	0,993	1,306	1,299	1,744	0,875	0,491	0,370	0,353	19,099
Percentil 25%	0,793	1,372	1,630	1,833	1,523	1,502	1,882	1,981	1,361	0,757	0,473	0,482	22,174
Percentil 50%	1,218	2,403	2,915	2,521	2,849	2,035	3,205	2,961	1,918	0,982	0,627	0,678	28,844
Desviación típica	1,827	2,410	3,244	4,578	2,577	1,917	4,695	3,275	3,514	1,216	0,994	0,613	18,454
Coef. variación	0,920	0,802	0,785	1,014	0,735	0,677	1,059	0,771	1,140	0,829	1,007	0,652	0,525



221. Río Alhama, en término municipal de Cervera de río Alhama

(hm ²)	Oct	Nov	Dic	Ene	Feb	Mar	Abr	May	Jun	Jul	Ago	Sep	Total
1940/41	6.132	4.474	2.723	7.318	9.609	7.911	9.346	11.635	5.748	3.151	2.117	2.663	72.827
1941/42	1.291	2.092	1.898	2.634	1.607	1.704	6.860	3.301	1.958	1.034	1.032	1.390	26.801
1942/43	1.601	1.596	2.405	2.663	2.450	1.773	3.986	2.173	1.038	1.312	0.877	1.074	22.949
1943/44	0.920	1.200	2.858	1.541	0.867	0.795	1.441	2.149	1.488	0.608	0.448	1.490	15.805
1944/45	1.345	1.451	1.499	1.616	1.757	2.105	1.698	1.094	0.753	0.741	1.348	0.726	16.132
1945/46	0.335	1.360	5.148	2.079	0.885	1.169	8.041	11.886	4.209	1.240	0.767	0.532	37.651
1946/47	0.437	0.429	2.212	1.568	9.270	7.377	3.389	4.327	2.357	0.860	1.066	2.235	35.525
1947/48	1.308	0.625	2.010	8.968	3.468	2.017	1.695	1.928	1.173	0.699	0.478	0.321	24.690
1948/49	0.582	0.428	0.769	0.902	0.708	1.856	2.090	3.043	2.626	1.223	0.864	3.979	19.070
1949/50	1.951	1.564	1.453	1.318	2.234	1.515	1.802	4.178	2.055	0.802	0.464	0.295	19.630
1950/51	0.618	0.845	4.013	4.468	5.110	4.621	4.576	3.880	4.516	2.420	1.201	0.896	37.165
1951/52	1.552	3.046	3.524	2.268	1.816	3.028	4.368	2.813	1.288	3.765	2.118	0.980	30.567
1952/53	1.071	1.985	2.490	1.600	1.025	0.959	2.258	1.318	6.014	2.328	0.760	0.530	22.340
1953/54	5.495	2.651	1.935	1.356	1.722	3.183	2.249	4.827	4.017	1.675	0.632	0.478	30.219
1954/55	0.574	2.433	1.279	3.039	4.153	2.530	2.570	2.163	2.428	1.780	1.120	0.755	24.824
1955/56	1.758	1.447	4.277	5.073	1.900	8.380	5.643	10.972	3.626	1.285	0.788	1.610	46.759
1956/57	1.160	2.349	1.493	0.571	1.268	1.314	1.789	3.316	4.275	1.942	0.530	0.448	20.454
1957/58	0.753	0.931	0.762	1.828	2.158	2.458	1.596	1.933	2.448	1.031	0.708	0.699	17.306
1958/59	0.668	1.571	6.744	3.684	1.486	2.745	2.534	4.032	3.644	2.438	0.957	3.057	33.561
1959/60	3.311	3.405	8.089	7.690	8.843	7.156	2.817	2.016	1.341	0.738	0.447	1.030	46.883
1960/61	9.646	4.958	6.279	5.762	2.789	1.526	1.799	2.772	1.590	0.657	0.673	3.753	42.205
1961/62	3.487	19.708	6.984	7.553	8.839	10.366	9.830	5.743	2.819	1.085	0.672	1.038	78.124
1962/63	1.347	1.241	1.905	2.657	1.982	3.875	3.802	2.031	3.385	1.782	0.749	0.957	25.713
1963/64	0.698	2.552	2.676	0.899	5.810	4.185	3.005	1.902	1.603	0.854	0.540	0.549	25.274
1964/65	0.979	0.992	1.369	1.916	1.802	3.997	3.126	1.841	0.805	0.397	0.304	1.346	18.874
1965/66	2.878	5.220	4.605	7.707	9.268	3.880	6.498	4.123	2.730	1.198	0.604	0.465	49.176
1966/67	2.576	5.519	2.567	1.778	1.850	1.449	1.473	1.476	1.107	0.679	0.422	0.329	21.225
1967/68	1.114	19.588	5.610	2.478	2.821	4.695	6.383	3.480	1.508	0.654	0.552	0.536	49.420
1968/69	0.446	1.321	4.488	3.050	2.858	7.433	8.081	5.068	4.597	2.171	0.899	2.189	42.600
1969/70	1.512	1.184	2.416	8.391	3.835	1.806	1.148	1.090	1.303	0.751	0.390	0.265	24.092
1970/71	0.351	1.206	1.429	1.967	1.622	2.176	5.400	11.116	6.238	3.169	1.296	0.839	36.809
1971/72	0.653	1.762	2.797	2.780	7.243	6.319	3.313	2.745	2.718	1.795	0.832	4.227	37.185
1972/73	3.968	5.198	6.361	4.743	3.650	2.148	1.490	1.727	3.765	2.684	1.156	0.588	37.478
1973/74	0.710	1.140	3.519	4.352	5.183	11.461	6.194	2.535	2.131	1.135	1.656	1.038	41.054
1974/75	1.453	2.562	1.100	1.079	2.145	3.275	7.671	9.786	3.952	1.128	1.705	1.841	37.696
1975/76	0.861	2.524	2.809	1.406	2.848	2.052	5.632	4.049	2.929	2.030	1.879	1.316	30.335
1976/77	1.610	2.115	10.022	13.337	8.122	4.680	2.955	10.054	12.445	6.130	2.851	1.082	75.404
1977/78	1.621	1.126	3.534	6.691	8.330	5.144	7.306	6.005	4.526	1.810	0.535	0.400	47.029
1978/79	0.613	0.852	5.425	14.568	13.155	7.425	6.157	5.608	2.781	1.585	0.824	1.478	60.472
1979/80	4.325	3.464	2.952	2.529	4.276	6.964	5.005	8.444	4.777	1.639	0.901	0.742	46.018
1980/81	0.819	2.510	2.386	2.625	2.320	2.379	8.511	4.887	2.037	0.790	0.532	0.630	30.425
1981/82	0.485	0.263	7.717	3.480	2.724	1.772	1.026	1.777	1.438	0.827	0.448	0.568	22.523
1982/83	1.281	3.977	5.231	2.134	0.933	1.719	3.461	2.007	0.785	1.092	4.764	1.892	29.276
1983/84	0.430	0.858	2.271	2.115	2.938	3.863	2.402	6.990	5.604	1.784	0.530	0.315	30.098
1984/85	1.066	11.399	3.842	1.823	5.991	4.556	4.470	4.893	2.236	0.856	0.579	0.376	42.087
1985/86	0.234	1.124	1.584	2.540	4.446	2.206	3.387	2.612	1.272	0.552	0.396	1.641	21.995
1986/87	1.574	0.791	0.967	3.056	5.110	3.511	3.204	1.854	1.516	2.301	1.094	0.513	25.490
1987/88	2.819	2.747	5.603	11.044	5.705	2.564	23.034	16.620	19.248	5.392	1.950	1.003	97.729
1988/89	1.160	1.155	0.546	0.285	1.713	1.393	3.762	4.958	1.935	0.792	0.575	0.363	18.638
1989/90	0.252	3.016	8.934	4.504	1.528	0.604	1.711	3.097	4.473	1.908	0.550	0.497	31.073
1990/91	1.192	1.732	1.471	1.711	4.360	6.653	14.503	6.377	2.405	0.858	0.487	1.927	43.676
1991/92	2.839	2.915	1.589	0.490	0.354	1.725	1.788	2.311	4.340	2.095	0.861	0.635	21.941
1992/93	5.103	2.520	2.598	1.252	0.842	1.844	2.441	6.921	3.310	0.975	0.394	0.820	29.019
1993/94	4.174	2.280	1.963	3.209	2.919	1.496	0.959	1.333	0.837	0.474	0.379	0.698	20.721
1994/95	3.753	2.248	2.780	4.216	3.471	1.999	1.310	1.819	0.974	0.431	1.296	0.710	25.008
1995/96	0.350	1.539	12.921	13.614	7.910	4.753	4.284	3.231	1.680	1.068	0.711	0.557	52.618
1996/97	0.591	2.433	9.319	18.142	4.442	1.454	2.479	7.823	4.704	4.792	3.580	1.532	61.291
1997/98	0.842	7.474	10.443	4.814	2.402	1.751	4.053	4.355	3.822	1.394	0.634	1.212	43.196
1998/99	1.238	1.376	1.176	2.234	2.459	2.565	2.582	2.161	1.839	3.029	1.282	1.712	23.652
1999/00	4.924	4.193	4.063	2.575	1.154	0.930	4.383	3.006	1.401	0.526	0.306	0.383	27.843
2000/01	1.386	4.188	5.725	12.339	4.679	8.286	2.807	1.167	0.656	0.703	0.721	0.399	43.056
2001/02	1.028	1.303	0.653	1.026	1.117	1.298	1.371	2.998	1.920	0.787	1.388	0.981	15.871
2002/03	2.534	4.310	6.194	11.891	12.366	5.670	5.616	7.511	3.651	1.231	1.025	2.564	64.563
2003/04	7.952	6.650	4.203	5.475	6.330	5.907	9.815	8.786	3.937	2.044	1.213	1.878	64.191
2004/05	2.324	1.844	2.721	2.108	1.263	1.397	1.773	2.007	1.200	0.497	0.285	0.311	17.731
2005/06	2.644	5.371	3.232	1.660	4.307	3.612	3.429	2.269	5.494	2.444	0.679	1.252	36.392

221. Río Alhama, en término municipal de Cervera de río Alhama

1940/2005

(hm³)

Serie completa

	Oct	Nov	Dic	Ene	Feb	Mar	Abr	May	Jun	Jul	Ago	Sep	Total
Máximo	9,646	19,708	12,921	18,142	13,155	11,461	23,034	16,620	19,248	6,130	4,764	4,227	97,729
Mínimo	0,234	0,263	0,546	0,285	0,354	0,604	0,959	1,090	0,656	0,397	0,285	0,265	15,805
Media	1,920	3,035	3,736	4,215	3,857	3,566	4,327	4,369	3,143	1,576	0,982	1,144	35,870

Percentil 1%	0,246	0,370	0,616	0,418	0,584	0,728	1,002	1,093	0,719	0,419	0,297	0,285	15,848
Percentil 5%	0,350	0,666	0,818	0,900	0,872	1,011	1,325	1,322	0,813	0,504	0,381	0,316	17,412
Percentil 10%	0,442	0,855	1,227	1,166	1,071	1,353	1,481	1,752	1,073	0,631	0,409	0,369	18,972
Percentil 25%	0,701	1,215	1,900	1,727	1,730	1,731	1,874	2,020	1,493	0,791	0,533	0,531	23,125
Percentil 50%	1,286	2,104	2,789	2,629	2,835	2,547	3,350	3,164	2,438	1,210	0,755	0,868	30,496
Desviación típica	1,857	3,522	2,671	3,886	2,945	2,500	3,548	3,232	2,772	1,149	0,767	0,894	17,028
Coef. variación	0,967	1,160	0,715	0,922	0,764	0,701	0,820	0,740	0,882	0,729	0,781	0,781	0,475

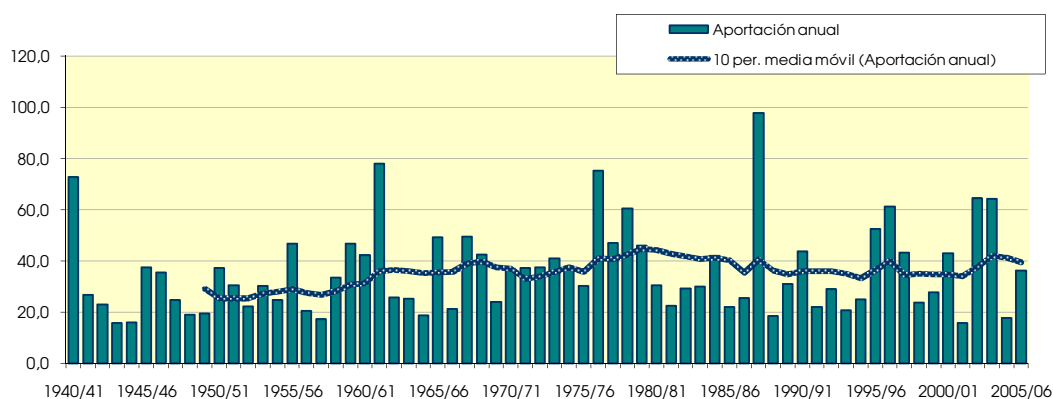
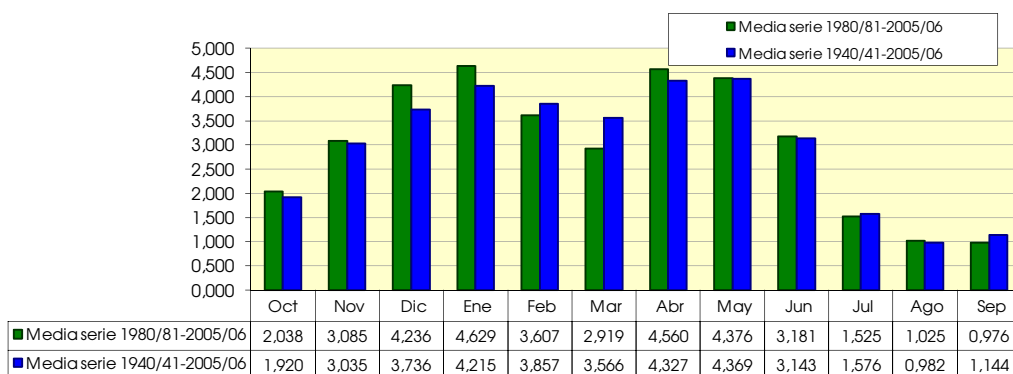
1980/2005

(hm³)

Serie para asignación y reserva

	Oct	Nov	Dic	Ene	Feb	Mar	Abr	May	Jun	Jul	Ago	Sep	Total
Máximo	7,952	11,399	12,921	18,142	12,366	8,286	23,034	16,620	19,248	5,392	4,764	2,564	97,729
Mínimo	0,234	0,263	0,546	0,285	0,354	0,604	0,959	1,167	0,656	0,431	0,285	0,311	15,871
Media	2,038	3,085	4,236	4,629	3,607	2,919	4,560	4,376	3,181	1,525	1,025	0,976	36,158

Percentil 1%	0,239	0,395	0,573	0,336	0,476	0,685	0,975	1,208	0,688	0,442	0,290	0,312	16,336
Percentil 5%	0,277	0,808	0,731	0,624	0,865	1,022	1,097	1,444	0,798	0,480	0,324	0,327	17,958
Percentil 10%	0,390	0,991	1,071	1,139	1,025	1,345	1,341	1,798	0,906	0,512	0,386	0,369	19,680
Percentil 25%	0,825	1,417	1,682	1,894	1,574	1,552	1,941	2,046	1,410	0,788	0,498	0,501	22,805
Percentil 50%	1,259	2,471	3,006	2,600	2,928	2,102	3,296	3,051	1,986	1,021	0,656	0,704	29,687
Desviación típica	1,863	2,460	3,297	4,674	2,651	1,963	4,823	3,365	3,605	1,264	1,023	0,632	18,992
Coef. variación	0,914	0,797	0,778	1,010	0,735	0,672	1,058	0,769	1,133	0,829	0,998	0,648	0,525



222. Río Alhama aguas arriba de río Linares

(hm ²)	Oct	Nov	Dic	Ene	Feb	Mar	Abr	May	Jun	Jul	Ago	Sep	Total
1940/41	6,381	4,539	2,766	7,437	9,738	8,006	9,484	11,831	5,845	3,210	2,156	2,728	74,122
1941/42	1,315	2,122	1,927	2,670	1,630	1,728	6,966	3,355	1,991	1,052	1,049	1,412	27,216
1942/43	1,624	1,619	2,437	2,698	2,483	1,796	4,024	2,204	1,054	1,330	0,891	1,091	23,253
1943/44	0,935	1,218	2,895	1,564	0,880	0,807	1,461	2,175	1,509	0,619	0,456	1,517	16,035
1944/45	1,366	1,472	1,519	1,639	1,782	2,133	1,722	1,110	0,764	0,752	1,367	0,737	16,364
1945/46	0,340	1,378	5,191	2,112	0,900	1,186	8,210	12,162	4,287	1,270	0,785	0,544	38,367
1946/47	0,447	0,437	2,237	1,591	9,354	7,457	3,436	4,380	2,392	0,874	1,082	2,266	35,951
1947/48	1,328	0,634	2,033	9,030	3,517	2,045	1,718	1,954	1,191	0,710	0,486	0,327	24,974
1948/49	0,591	0,435	0,779	0,915	0,718	1,880	2,119	3,080	2,661	1,242	0,878	4,039	19,338
1949/50	1,983	1,586	1,472	1,337	2,261	1,537	1,828	4,225	2,084	0,815	0,472	0,301	19,901
1950/51	0,627	0,857	4,056	4,520	5,157	4,676	4,642	3,941	4,577	2,462	1,223	0,912	37,651
1951/52	1,576	3,084	3,569	2,302	1,843	3,067	4,424	2,854	1,309	3,810	2,150	0,996	30,983
1952/53	1,087	2,012	2,523	1,623	1,040	0,973	2,287	1,337	6,080	2,371	0,778	0,542	22,652
1953/54	5,595	2,695	1,965	1,378	1,746	3,223	2,283	4,885	4,075	1,702	0,643	0,487	30,675
1954/55	0,583	2,459	1,298	3,072	4,203	2,566	2,602	2,191	2,463	1,807	1,138	0,767	25,149
1955/56	1,781	1,468	4,318	5,128	1,930	8,458	5,726	11,080	3,693	1,313	0,806	1,635	47,335
1956/57	1,180	2,382	1,515	0,581	1,286	1,333	1,813	3,357	4,342	1,972	0,540	0,456	20,756
1957/58	0,765	0,945	0,773	1,855	2,189	2,489	1,620	1,960	2,478	1,047	0,720	0,711	17,550
1958/59	0,679	1,594	6,819	3,738	1,509	2,791	2,571	4,110	3,715	2,472	0,974	3,096	34,069
1959/60	3,359	3,452	8,174	7,772	8,932	7,248	2,867	2,050	1,364	0,751	0,456	1,046	47,471
1960/61	9,743	5,020	6,352	5,831	2,836	1,552	1,826	2,815	1,615	0,669	0,685	3,819	42,763
1961/62	3,540	19,905	7,096	7,670	8,998	10,487	9,948	5,844	2,871	1,109	0,687	1,058	79,212
1962/63	1,382	1,263	1,930	2,692	2,014	3,925	3,854	2,063	3,458	1,810	0,762	0,972	26,126
1963/64	0,710	2,580	2,709	0,914	5,853	4,248	3,058	1,933	1,623	0,870	0,550	0,559	25,608
1964/65	0,993	1,007	1,388	1,943	1,828	4,043	3,173	1,870	0,819	0,404	0,310	1,365	19,144
1965/66	2,919	5,274	4,661	7,776	9,362	3,944	6,564	4,187	2,772	1,219	0,616	0,475	49,771
1966/67	2,605	5,581	2,606	1,803	1,874	1,470	1,494	1,497	1,123	0,690	0,429	0,335	21,506
1967/68	1,129	19,817	5,705	2,523	2,864	4,787	6,470	3,545	1,536	0,668	0,563	0,546	50,152
1968/69	0,454	1,336	4,524	3,085	2,888	7,490	8,247	5,150	4,667	2,210	0,917	2,220	43,187
1969/70	1,538	1,203	2,448	8,484	3,893	1,834	1,167	1,107	1,323	0,763	0,397	0,270	24,427
1970/71	0,357	1,221	1,447	1,988	1,645	2,202	5,456	11,252	6,325	3,218	1,319	0,855	37,284
1971/72	0,665	1,786	2,834	2,813	7,309	6,393	3,362	2,784	2,757	1,821	0,845	4,277	37,644
1972/73	4,020	5,258	6,424	4,800	3,704	2,180	1,511	1,751	3,814	2,720	1,175	0,600	37,957
1973/74	0,721	1,154	3,558	4,400	5,239	11,588	6,279	2,579	2,163	1,154	1,681	1,054	41,569
1974/75	1,474	2,593	1,117	1,095	2,171	3,316	7,753	9,900	4,014	1,149	1,731	1,869	38,183
1975/76	0,875	2,557	2,854	1,428	2,882	2,082	5,710	4,111	2,970	2,060	1,907	1,335	30,773
1976/77	1,629	2,140	10,104	13,443	8,224	4,758	3,008	10,200	12,636	6,239	2,905	1,106	76,391
1977/78	1,644	1,144	3,568	6,755	8,411	5,215	7,403	6,091	4,590	1,838	0,545	0,408	47,611
1978/79	0,623	0,865	5,467	14,662	13,267	7,521	6,241	5,684	2,827	1,612	0,839	1,500	61,109
1979/80	4,370	3,513	2,992	2,561	4,323	7,039	5,074	8,540	4,850	1,671	0,920	0,756	46,607
1980/81	0,833	2,540	2,419	2,661	2,351	2,411	8,594	4,955	2,069	0,804	0,541	0,640	30,819
1981/82	0,493	0,267	7,766	3,528	2,762	1,799	1,042	1,801	1,461	0,840	0,456	0,577	22,790
1982/83	1,298	4,021	5,294	2,165	0,946	1,743	3,501	2,035	0,797	1,106	4,815	1,923	29,647
1983/84	0,439	0,870	2,298	2,143	2,971	3,903	2,435	7,070	5,675	1,815	0,542	0,322	30,483
1984/85	1,081	11,499	3,901	1,850	6,041	4,619	4,525	4,956	2,273	0,872	0,590	0,383	42,590
1985/86	0,239	1,138	1,604	2,571	4,484	2,238	3,430	2,650	1,293	0,562	0,404	1,663	22,276
1986/87	1,597	0,804	0,981	3,085	5,164	3,560	3,244	1,880	1,538	2,330	1,110	0,521	25,814
1987/88	2,849	2,784	5,660	11,142	5,782	2,607	23,406	16,836	19,506	5,507	2,001	1,031	99,110
1988/89	1,182	1,173	0,557	0,291	1,731	1,412	3,803	5,015	1,965	0,806	0,585	0,370	18,891
1989/90	0,258	3,042	8,991	4,556	1,552	0,615	1,734	3,137	4,531	1,936	0,559	0,506	31,417
1990/91	1,208	1,755	1,491	1,733	4,396	6,721	14,640	6,474	2,447	0,876	0,497	1,952	44,188
1991/92	2,872	2,954	1,612	0,499	0,360	1,749	1,813	2,341	4,396	2,126	0,875	0,645	22,242
1992/93	5,170	2,557	2,631	1,271	0,855	1,867	2,474	6,991	3,360	0,991	0,401	0,832	29,402
1993/94	4,214	2,313	1,992	3,248	2,956	1,517	0,973	1,351	0,850	0,482	0,386	0,709	20,992
1994/95	3,787	2,280	2,816	4,265	3,516	2,027	1,329	1,843	0,989	0,439	1,310	0,723	25,324
1995/96	0,356	1,559	13,012	13,756	8,018	4,826	4,348	3,278	1,710	1,087	0,724	0,568	53,242
1996/97	0,601	2,462	9,394	18,338	4,521	1,485	2,518	7,915	4,778	4,859	3,637	1,562	62,071
1997/98	0,859	7,537	10,542	4,883	2,439	1,779	4,099	4,406	3,873	1,420	0,647	1,231	43,715
1998/99	1,257	1,396	1,193	2,261	2,493	2,599	2,616	2,192	1,866	3,065	1,302	1,733	23,975
1999/00	4,964	4,248	4,117	2,610	1,172	0,944	4,422	3,047	1,423	0,536	0,312	0,390	28,186
2000/01	1,404	4,229	5,782	12,439	4,749	8,359	2,854	1,188	0,668	0,715	0,734	0,406	43,527
2001/02	1,041	1,322	0,663	1,040	1,132	1,315	1,390	3,037	1,951	0,801	1,408	0,997	16,097
2002/03	2,562	4,355	6,264	11,992	12,529	5,760	5,690	7,616	3,722	1,260	1,047	2,599	65,396
2003/04	8,023	6,732	4,268	5,550	6,407	6,000	9,989	8,931	4,017	2,088	1,239	1,911	65,154
2004/05	2,359	1,873	2,758	2,138	1,282	1,417	1,798	2,037	1,219	0,506	0,291	0,316	17,994
2005/06	2,672	5,438	3,278	1,685	4,350	3,661	3,479	2,301	5,551	2,482	0,692	1,273	36,863

222. Río Alhama aguas arriba de río Linares

1940/2005
(hm³)

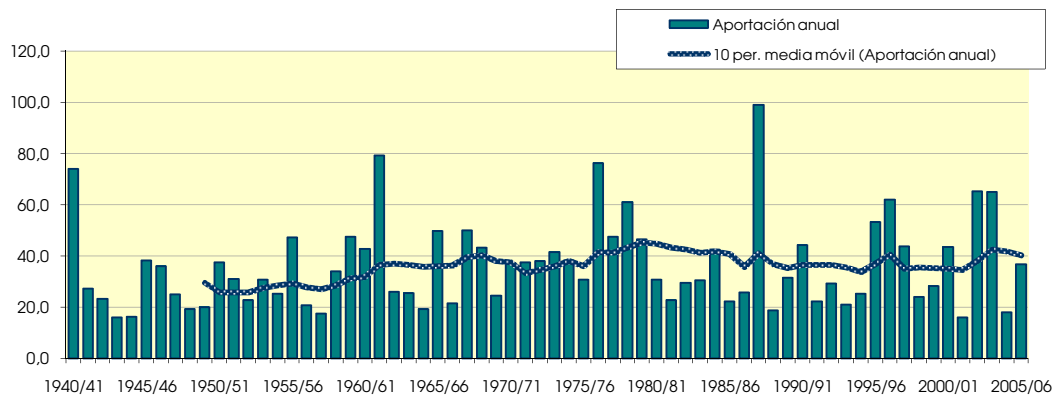
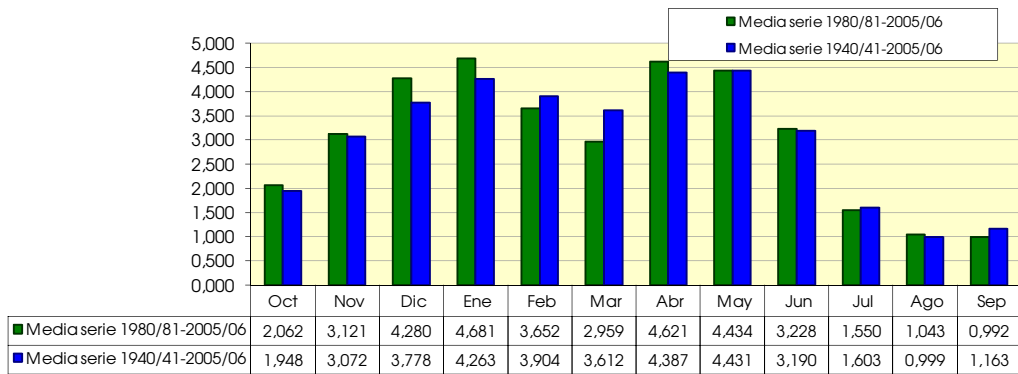
Serie completa

	Oct	Nov	Dic	Ene	Feb	Mar	Abr	May	Jun	Jul	Ago	Sep	Total
Máximo	9,743	19,905	13,012	18,338	13,267	11,588	23,406	16,836	19,506	6,239	4,815	4,277	99,110
Mínimo	0,239	0,267	0,557	0,291	0,360	0,615	0,973	1,107	0,668	0,404	0,291	0,270	16,035
Media	1,948	3,072	3,778	4,263	3,904	3,612	4,387	4,431	3,190	1,603	0,999	1,163	36,349
Percentil 1%	0,251	0,376	0,626	0,426	0,593	0,740	1,018	1,109	0,730	0,427	0,303	0,290	16,075
Percentil 5%	0,356	0,677	0,830	0,915	0,885	1,026	1,344	1,341	0,827	0,513	0,389	0,323	17,661
Percentil 10%	0,450	0,868	1,246	1,183	1,086	1,372	1,502	1,776	1,089	0,644	0,416	0,377	19,241
Percentil 25%	0,713	1,231	1,928	1,750	1,755	1,756	1,901	2,053	1,515	0,805	0,543	0,542	23,434
Percentil 50%	1,307	2,131	2,825	2,666	2,873	2,583	3,396	3,208	2,471	1,231	0,770	0,883	30,901
Desviación típica	1,882	3,559	2,692	3,920	2,977	2,526	3,600	3,278	2,810	1,168	0,777	0,906	17,262
Coef. variación	0,966	1,158	0,713	0,920	0,763	0,699	0,821	0,740	0,881	0,728	0,778	0,779	0,475

1980/2005
(hm³)

Serie para asignación y reserva

	Oct	Nov	Dic	Ene	Feb	Mar	Abr	May	Jun	Jul	Ago	Sep	Total
Máximo	8,023	11,499	13,012	18,338	12,529	8,359	23,406	16,836	19,506	5,507	4,815	2,599	99,110
Mínimo	0,239	0,267	0,557	0,291	0,360	0,615	0,973	1,188	0,668	0,439	0,291	0,316	16,097
Media	2,062	3,121	4,280	4,681	3,652	2,959	4,621	4,434	3,228	1,550	1,043	0,992	36,623
Percentil 1%	0,244	0,402	0,584	0,343	0,484	0,697	0,990	1,229	0,701	0,450	0,296	0,318	16,571
Percentil 5%	0,282	0,820	0,743	0,634	0,878	1,037	1,114	1,464	0,811	0,488	0,331	0,334	18,218
Percentil 10%	0,398	1,004	1,087	1,156	1,039	1,363	1,359	1,822	0,919	0,521	0,394	0,377	19,941
Percentil 25%	0,840	1,437	1,707	1,922	1,597	1,574	1,968	2,075	1,432	0,802	0,508	0,510	23,086
Percentil 50%	1,278	2,501	3,047	2,635	2,964	2,133	3,337	3,092	2,017	1,039	0,669	0,716	30,065
Desviación típica	1,879	2,481	3,319	4,718	2,684	1,985	4,893	3,409	3,652	1,285	1,036	0,641	19,253
Coef. variación	0,911	0,795	0,776	1,008	0,735	0,671	1,059	0,769	1,132	0,829	0,994	0,647	0,526



223. Río Linares aguas abajo de río Ventosa

(hm ²)	Oct	Nov	Dic	Ene	Feb	Mar	Abr	May	Jun	Jul	Ago	Sep	Total
1940/41	0.671	1.113	0.487	1.572	3.340	3.241	2.951	3.121	1.393	0.377	0.263	0.544	19.075
1941/42	0.113	0.511	0.359	0.689	0.449	0.611	2.188	0.710	0.490	0.127	0.136	0.265	6.647
1942/43	0.193	0.371	0.517	0.818	0.743	0.734	2.407	0.552	0.288	0.254	0.122	0.207	7.207
1943/44	0.095	0.259	0.541	0.393	0.244	0.277	0.641	0.469	0.401	0.076	0.057	0.360	3.813
1944/45	0.147	0.334	0.327	0.443	0.537	0.946	0.631	0.271	0.219	0.101	0.238	0.133	4.327
1945/46	0.033	0.314	2.061	0.482	0.206	0.368	2.988	2.873	0.961	0.089	0.054	0.048	10.478
1946/47	0.029	0.069	0.433	0.394	3.438	5.077	1.286	1.336	0.676	0.112	0.220	0.486	13.556
1947/48	0.145	0.136	0.612	3.325	1.022	0.650	0.529	0.449	0.323	0.097	0.060	0.046	7.394
1948/49	0.063	0.085	0.173	0.226	0.192	0.805	0.759	0.744	0.853	0.173	0.139	1.023	5.235
1949/50	0.204	0.323	0.233	0.339	0.831	0.605	0.637	1.741	0.601	0.114	0.059	0.043	5.731
1950/51	0.066	0.189	0.872	1.045	1.137	1.880	1.394	0.869	1.208	0.308	0.143	0.145	9.256
1951/52	0.048	1.023	0.662	0.513	0.469	1.116	1.772	0.717	0.335	0.791	0.320	0.187	7.952
1952/53	0.408	0.212	0.683	1.181	0.807	0.489	0.847	0.463	1.389	1.002	0.063	0.022	7.566
1953/54	0.643	0.226	0.382	0.512	1.361	1.163	0.387	1.379	1.235	0.237	0.020	0.010	7.556
1954/55	0.000	0.210	0.126	0.270	2.516	1.488	1.498	0.223	0.188	0.130	0.202	0.156	7.009
1955/56	0.370	0.622	1.190	1.994	1.113	4.871	4.601	5.738	1.519	0.619	0.304	2.661	25.601
1956/57	0.539	0.547	0.715	0.661	0.762	0.751	0.653	0.990	5.437	0.471	0.598	0.707	12.830
1957/58	0.096	0.068	0.151	0.481	1.059	0.927	0.600	0.304	0.312	0.216	0.122	0.097	4.434
1958/59	0.112	0.128	1.879	0.189	0.069	0.080	0.091	0.192	0.213	0.121	0.194	0.657	3.924
1959/60	0.482	0.883	5.184	2.964	4.378	1.926	0.664	0.385	0.515	0.268	0.081	0.061	17.792
1960/61	3.089	4.723	1.247	2.220	1.081	0.211	0.136	0.081	0.146	0.113	0.249	0.478	13.774
1961/62	1.270	1.762	3.031	2.258	1.933	5.784	5.399	4.284	2.410	1.767	0.321	0.350	30.567
1962/63	0.100	0.089	0.453	1.988	0.807	3.697	1.792	0.187	0.345	0.131	0.017	0.029	9.634
1963/64	0.007	0.080	0.687	0.214	1.432	1.654	1.583	0.159	0.042	0.005	0.000	0.000	5.864
1964/65	0.002	0.010	0.143	0.189	0.432	5.694	1.730	0.468	0.090	0.103	0.000	0.000	8.859
1965/66	0.070	3.338	4.511	7.228	6.712	2.883	3.023	0.778	0.343	0.059	0.026	0.008	28.978
1966/67	0.427	9.415	1.147	0.510	1.324	1.725	0.672	0.353	0.133	0.010	0.000	0.000	15.715
1967/68	0.009	5.888	3.301	1.409	2.394	1.449	5.436	1.313	0.012	0.008	0.000	0.000	21.219
1968/69	0.002	0.008	0.053	0.034	0.447	5.307	6.367	3.834	2.925	0.424	0.084	0.430	19.914
1969/70	0.265	0.174	0.460	8.284	1.939	1.506	0.306	0.102	0.254	0.002	0.627	0.012	13.934
1970/71	0.193	0.198	0.116	0.174	0.104	0.129	1.134	4.054	1.902	0.495	0.193	0.178	8.871
1971/72	0.092	0.155	0.164	0.397	3.740	4.143	0.678	0.263	0.124	0.046	0.002	1.018	10.821
1972/73	0.337	0.134	0.843	0.353	0.150	0.091	0.059	0.043	2.446	0.025	0.044	0.033	4.559
1973/74	0.037	0.046	0.065	0.171	0.096	5.701	3.849	0.905	0.080	0.055	0.080	0.038	11.124
1974/75	0.041	0.076	0.076	0.048	0.100	0.082	1.810	1.481	1.221	0.124	0.066	0.070	5.194
1975/76	0.075	0.180	0.717	0.326	2.139	0.661	2.948	0.175	0.300	0.238	0.230	0.118	8.108
1976/77	0.157	0.803	2.498	4.000	2.873	0.905	0.245	0.500	3.446	0.729	0.215	0.122	16.492
1977/78	0.203	0.168	1.061	1.190	6.257	1.842	0.898	2.494	0.322	0.056	0.036	0.038	14.564
1978/79	0.022	0.035	0.310	4.908	6.552	0.884	1.057	0.112	0.136	0.130	0.043	0.117	14.306
1979/80	0.304	0.162	0.162	0.713	0.873	3.443	1.499	2.355	0.626	0.079	0.037	0.023	10.276
1980/81	0.037	0.072	0.113	0.239	0.167	0.234	2.827	1.345	0.049	0.010	0.000	0.003	5.096
1981/82	0.005	0.022	0.108	0.177	0.134	0.082	0.037	0.498	1.456	0.051	0.002	0.000	2.572
1982/83	0.147	0.246	1.054	0.305	0.194	0.221	0.486	0.295	0.038	0.036	0.052	0.257	3.332
1983/84	0.030	0.074	0.246	0.131	0.089	2.061	0.928	1.919	1.294	0.047	0.005	0.005	6.830
1984/85	0.006	1.420	0.410	0.464	2.612	0.530	0.528	1.062	0.223	0.097	0.005	0.008	7.363
1985/86	0.013	0.021	0.031	0.031	0.525	0.327	0.548	0.213	0.035	0.005	0.005	0.006	1.761
1986/87	0.005	0.005	0.005	0.009	0.170	0.126	0.776	0.077	0.035	0.004	0.000	0.000	1.211
1987/88	0.009	0.012	0.355	1.274	1.042	0.411	6.590	7.284	7.047	1.950	0.244	0.155	26.374
1988/89	0.253	0.235	0.034	0.179	0.256	0.212	0.567	0.438	0.867	0.180	0.155	0.120	3.498
1989/90	0.140	0.240	2.704	2.156	0.563	0.227	0.188	0.136	0.599	0.078	0.000	0.005	7.037
1990/91	0.000	0.020	0.026	0.059	0.207	2.165	5.368	0.369	0.111	0.028	0.000	0.023	8.376
1991/92	0.085	0.112	0.106	0.090	0.066	0.054	0.212	0.104	0.226	0.071	0.107	0.083	1.315
1992/93	0.189	0.276	0.479	0.144	0.073	0.281	0.105	2.376	0.391	0.030	0.010	0.007	4.361
1993/94	0.038	0.207	0.110	1.144	0.262	0.124	0.075	0.027	0.010	0.000	0.000	0.000	1.997
1994/95	0.098	0.252	0.283	0.413	0.209	0.309	0.036	0.030	0.002	0.000	0.000	0.000	1.632
1995/96	0.000	0.000	1.350	3.925	1.844	0.668	0.387	0.373	0.037	0.000	0.000	0.000	8.585
1996/97	0.000	0.000	1.367	4.435	0.946	0.211	0.257	0.786	2.724	0.331	0.451	0.062	11.570
1997/98	0.038	1.249	3.370	0.895	0.875	0.333	0.745	0.868	0.873	0.137	0.062	0.036	9.480
1998/99	0.043	0.048	0.076	0.310	0.317	0.684	0.101	0.151	0.008	0.070	0.000	0.339	2.146
1999/00	0.788	0.354	0.633	0.325	0.427	0.173	2.249	0.794	0.099	0.003	0.000	0.000	5.845
2000/01	0.000	0.069	0.969	3.826	1.493	3.182	0.315	0.037	0.000	0.086	0.095	0.057	10.129
2001/02	0.132	0.290	0.117	0.293	0.317	0.521	0.448	0.726	0.522	0.101	0.201	0.178	3.847
2002/03	0.041	0.344	1.540	2.139	4.835	3.723	3.404	4.514	0.770	0.000	0.000	0.571	21.882
2003/04	2.304	4.738	5.249	2.594	2.803	4.009	4.348	1.593	1.904	0.430	0.345	0.271	30.589
2004/05	0.062	0.225	0.504	0.483	0.652	0.705	0.716	0.267	0.100	0.062	0.030	0.047	3.852
2005/06	0.368	1.268	0.633	0.841	0.377	3.133	1.153	1.035	1.043	0.323	0.010	0.097	10.281

223. Río Linares aguas abajo de río Ventosa

1940/2005
(hm³)

Serie completa

	Oct	Nov	Dic	Ene	Feb	Mar	Abr	May	Jun	Jul	Ago	Sep	Total
Máximo	3,089	9,415	5,249	8,284	6,712	5,784	6,590	7,284	7,047	1,950	0,627	2,661	30,589
Mínimo	0,000	0,000	0,005	0,009	0,066	0,054	0,036	0,027	0,000	0,000	0,000	0,000	1,211
Media	0,242	0,710	0,917	1,242	1,326	1,523	1,538	1,133	0,853	0,218	0,113	0,201	10,017

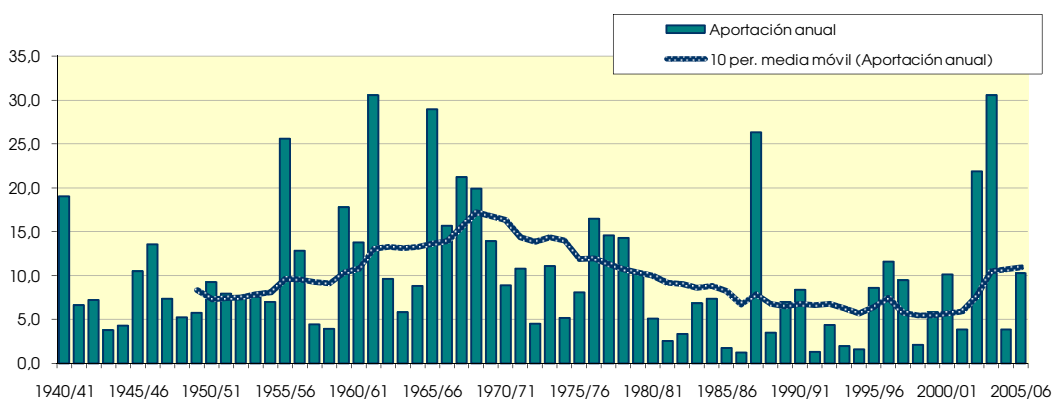
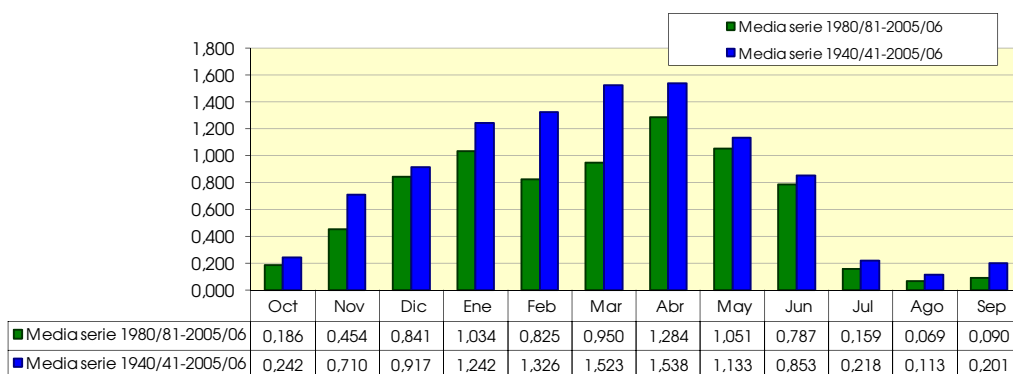
Percentil 1%	0,000	0,000	0,018	0,024	0,068	0,071	0,037	0,029	0,002	0,000	0,000	0,000	1,279
Percentil 5%	0,000	0,009	0,039	0,051	0,091	0,085	0,079	0,051	0,011	0,001	0,000	0,000	1,820
Percentil 10%	0,004	0,021	0,076	0,137	0,119	0,127	0,120	0,103	0,036	0,004	0,000	0,000	2,952
Percentil 25%	0,031	0,074	0,154	0,247	0,247	0,288	0,458	0,233	0,126	0,046	0,005	0,008	4,693
Percentil 50%	0,093	0,208	0,483	0,483	0,784	0,743	0,767	0,526	0,344	0,101	0,060	0,061	8,030
Desviación típica	0,496	1,572	1,201	1,670	1,592	1,659	1,656	1,456	1,248	0,356	0,140	0,385	7,276
Coef. variación	2,047	2,214	1,310	1,344	1,200	1,089	1,076	1,285	1,463	1,630	1,239	1,917	0,726

1980/2005
(hm³)

Serie para asignación y reserva

	Oct	Nov	Dic	Ene	Feb	Mar	Abr	May	Jun	Jul	Ago	Sep	Total
Máximo	2,304	4,738	5,249	4,435	4,835	4,009	6,590	7,284	7,047	1,950	0,451	0,571	30,589
Mínimo	0,000	0,000	0,005	0,009	0,066	0,054	0,036	0,027	0,000	0,000	0,000	0,000	1,211
Media	0,186	0,454	0,841	1,034	0,825	0,950	1,284	1,051	0,787	0,159	0,069	0,090	7,729

Percentil 1%	0,000	0,000	0,010	0,015	0,068	0,061	0,036	0,028	0,001	0,000	0,000	0,000	1,237
Percentil 5%	0,000	0,001	0,027	0,038	0,077	0,093	0,046	0,032	0,004	0,000	0,000	0,000	1,394
Percentil 10%	0,000	0,009	0,033	0,075	0,111	0,125	0,088	0,057	0,009	0,000	0,000	0,000	1,696
Percentil 25%	0,007	0,029	0,108	0,178	0,197	0,214	0,223	0,166	0,037	0,006	0,000	0,003	2,762
Percentil 50%	0,040	0,216	0,383	0,369	0,347	0,330	0,538	0,468	0,224	0,056	0,005	0,029	5,470
Desviación típica	0,463	0,960	1,228	1,319	1,107	1,236	1,772	1,601	1,449	0,382	0,119	0,137	7,588
Coef. variación	2,491	2,116	1,460	1,276	1,341	1,300	1,380	1,524	1,841	2,406	1,735	1,530	0,982



225. Barranco Regajo (Comago)

(hm ²)	Oct	Nov	Dic	Ene	Feb	Mar	Abr	May	Jun	Jul	Ago	Sep	Total
1940/41	0.240	0.282	0.156	0.808	0.765	0.697	0.895	0.876	0.446	0.122	0.083	0.185	5.555
1941/42	0.037	0.134	0.118	0.227	0.147	0.191	0.855	0.231	0.155	0.040	0.043	0.082	2.258
1942/43	0.057	0.114	0.148	0.217	0.237	0.203	0.472	0.175	0.092	0.069	0.040	0.067	1.891
1943/44	0.030	0.084	0.182	0.129	0.076	0.089	0.159	0.148	0.119	0.024	0.016	0.107	1.163
1944/45	0.048	0.102	0.091	0.209	0.159	0.251	0.192	0.087	0.066	0.038	0.070	0.043	1.358
1945/46	0.010	0.090	0.243	0.160	0.064	0.111	1.241	1.084	0.310	0.027	0.016	0.015	3.370
1946/47	0.009	0.022	0.125	0.128	0.713	0.756	0.308	0.313	0.211	0.034	0.053	0.143	2.816
1947/48	0.047	0.038	0.125	0.519	0.298	0.192	0.150	0.134	0.099	0.030	0.019	0.014	1.666
1948/49	0.020	0.027	0.041	0.068	0.062	0.213	0.239	0.226	0.250	0.056	0.041	0.295	1.538
1949/50	0.067	0.088	0.069	0.107	0.175	0.186	0.204	0.393	0.194	0.036	0.019	0.014	1.551
1950/51	0.021	0.058	0.262	0.328	0.276	0.403	0.423	0.256	0.318	0.099	0.045	0.044	2.535
1951/52	0.016	0.193	0.192	0.167	0.149	0.321	0.454	0.207	0.105	0.189	0.104	0.055	2.152
1952/53	0.130	0.062	0.194	0.390	0.252	0.156	0.229	0.149	0.438	0.328	0.020	0.007	2.355
1953/54	0.185	0.074	0.109	0.167	0.417	0.305	0.124	0.382	0.395	0.077	0.006	0.003	2.246
1954/55	0.000	0.042	0.041	0.061	0.541	0.461	0.436	0.070	0.058	0.042	0.065	0.048	1.866
1955/56	0.106	0.197	0.232	0.507	0.366	1.005	1.271	1.515	0.489	0.190	0.093	0.807	6.778
1956/57	0.176	0.183	0.236	0.215	0.238	0.244	0.211	0.314	2.007	0.154	0.189	0.221	4.386
1957/58	0.031	0.023	0.047	0.170	0.338	0.264	0.191	0.098	0.092	0.069	0.038	0.032	1.392
1958/59	0.036	0.042	0.433	0.062	0.022	0.031	0.028	0.076	0.083	0.036	0.062	0.194	1.105
1959/60	0.159	0.279	1.157	0.797	0.857	0.528	0.208	0.119	0.161	0.086	0.025	0.020	4.396
1960/61	0.615	1.232	0.402	0.701	0.313	0.064	0.042	0.030	0.047	0.035	0.076	0.222	3.780
1961/62	0.436	0.628	0.927	0.768	0.710	1.731	1.226	1.218	0.766	0.541	0.098	0.122	9.171
1962/63	0.035	0.030	0.133	0.582	0.272	0.725	0.420	0.056	0.122	0.042	0.005	0.009	2.430
1963/64	0.002	0.015	0.250	0.067	0.212	0.467	0.504	0.050	0.012	0.002	0.000	0.000	1.582
1964/65	0.001	0.003	0.047	0.062	0.153	1.397	0.510	0.150	0.028	0.031	0.000	0.000	2.382
1965/66	0.021	0.761	1.070	1.352	1.526	0.937	0.680	0.197	0.085	0.018	0.008	0.002	6.658
1966/67	0.102	2.476	0.358	0.092	0.273	0.513	0.207	0.112	0.042	0.003	0.000	0.000	4.178
1967/68	0.002	1.557	1.043	0.374	0.494	0.531	1.016	0.459	0.004	0.002	0.000	0.000	5.483
1968/69	0.001	0.002	0.010	0.009	0.105	0.845	2.860	1.207	0.933	0.136	0.026	0.095	6.228
1969/70	0.086	0.049	0.139	1.716	0.599	0.465	0.097	0.032	0.078	0.001	0.197	0.004	3.464
1970/71	0.062	0.041	0.053	0.056	0.030	0.034	0.320	1.187	0.637	0.133	0.061	0.054	2.668
1971/72	0.028	0.049	0.055	0.192	0.924	1.004	0.222	0.087	0.052	0.015	0.001	0.408	3.038
1972/73	0.100	0.046	0.196	0.089	0.050	0.030	0.017	0.015	0.851	0.008	0.015	0.010	1.427
1973/74	0.010	0.010	0.017	0.036	0.025	1.894	1.198	0.293	0.020	0.017	0.030	0.013	3.562
1974/75	0.014	0.022	0.024	0.016	0.035	0.025	0.592	0.544	0.410	0.039	0.022	0.023	1.767
1975/76	0.024	0.050	0.295	0.104	0.483	0.243	0.989	0.061	0.091	0.095	0.082	0.029	2.545
1976/77	0.038	0.131	0.639	0.878	0.376	0.221	0.058	0.134	1.111	0.233	0.069	0.039	3.928
1977/78	0.042	0.045	0.172	0.603	1.000	0.440	0.313	0.798	0.099	0.018	0.011	0.012	3.554
1978/79	0.007	0.011	0.035	1.019	0.962	0.194	0.311	0.033	0.043	0.043	0.013	0.038	2.710
1979/80	0.066	0.053	0.048	0.175	0.234	0.880	0.591	0.794	0.214	0.025	0.012	0.006	3.098
1980/81	0.012	0.015	0.033	0.071	0.051	0.064	0.723	0.400	0.016	0.003	0.000	0.001	1.389
1981/82	0.002	0.007	0.014	0.054	0.052	0.027	0.012	0.157	0.501	0.017	0.001	0.000	0.843
1982/83	0.047	0.054	0.268	0.100	0.063	0.068	0.116	0.093	0.012	0.011	0.015	0.084	0.931
1983/84	0.009	0.018	0.042	0.040	0.031	0.379	0.281	0.723	0.360	0.015	0.002	0.002	1.901
1984/85	0.002	0.242	0.133	0.134	0.327	0.132	0.126	0.290	0.070	0.029	0.002	0.002	1.490
1985/86	0.004	0.005	0.006	0.006	0.079	0.099	0.142	0.066	0.011	0.002	0.002	0.001	0.422
1986/87	0.002	0.002	0.002	0.002	0.040	0.036	0.178	0.025	0.011	0.001	0.000	0.000	0.298
1987/88	0.002	0.004	0.110	0.280	0.273	0.132	2.439	1.980	2.132	0.642	0.076	0.046	8.116
1988/89	0.058	0.082	0.011	0.056	0.040	0.068	0.144	0.129	0.289	0.057	0.052	0.038	1.024
1989/90	0.044	0.066	0.523	0.563	0.174	0.066	0.061	0.046	0.310	0.026	0.000	0.002	1.880
1990/91	0.000	0.005	0.008	0.017	0.078	0.486	1.925	0.113	0.036	0.009	0.000	0.006	2.682
1991/92	0.023	0.027	0.034	0.028	0.020	0.017	0.069	0.049	0.087	0.023	0.035	0.027	0.440
1992/93	0.057	0.091	0.093	0.046	0.023	0.135	0.031	0.573	0.129	0.009	0.003	0.002	1.192
1993/94	0.007	0.064	0.035	0.237	0.060	0.039	0.024	0.008	0.003	0.000	0.000	0.000	0.477
1994/95	0.022	0.078	0.066	0.098	0.055	0.099	0.012	0.009	0.001	0.000	0.000	0.000	0.438
1995/96	0.000	0.000	0.253	0.914	0.663	0.213	0.096	0.104	0.012	0.000	0.000	0.000	2.255
1996/97	0.000	0.000	0.361	1.800	0.303	0.065	0.142	0.337	1.027	0.097	0.182	0.020	4.334
1997/98	0.012	0.265	0.835	0.262	0.274	0.104	0.158	0.173	0.262	0.043	0.019	0.011	2.419
1998/99	0.014	0.016	0.025	0.126	0.104	0.217	0.034	0.047	0.002	0.025	0.000	0.083	0.694
1999/00	0.111	0.113	0.182	0.109	0.137	0.052	0.376	0.230	0.031	0.001	0.000	0.000	1.341
2000/01	0.000	0.011	0.160	0.724	0.449	0.467	0.099	0.011	0.000	0.028	0.033	0.018	2.000
2001/02	0.028	0.094	0.038	0.079	0.101	0.146	0.140	0.229	0.174	0.032	0.057	0.053	1.171
2002/03	0.010	0.077	0.423	0.482	1.699	0.969	0.883	1.465	0.252	0.000	0.000	0.213	6.474
2003/04	0.445	1.296	1.636	0.844	0.771	1.269	1.498	0.648	0.598	0.140	0.109	0.131	9.385
2004/05	0.016	0.074	0.178	0.157	0.229	0.219	0.225	0.091	0.036	0.020	0.010	0.015	1.270
2005/06	0.085	0.485	0.187	0.275	0.142	0.756	0.507	0.390	0.337	0.108	0.003	0.030	3.305

225. Barranco Regajo (Cornago)

1940/2005
(hm³)

Serie completa

	Oct	Nov	Dic	Ene	Feb	Mar	Abr	May	Jun	Jul	Ago	Sep	Total
Máximo	0,615	2,476	1,636	1,800	1,699	1,894	2,860	1,980	2,132	0,642	0,197	0,807	9,385
Mínimo	0,000	0,000	0,002	0,002	0,020	0,017	0,012	0,008	0,000	0,000	0,000	0,000	0,298
Media	0,063	0,190	0,239	0,331	0,321	0,387	0,468	0,344	0,279	0,069	0,036	0,065	2,791

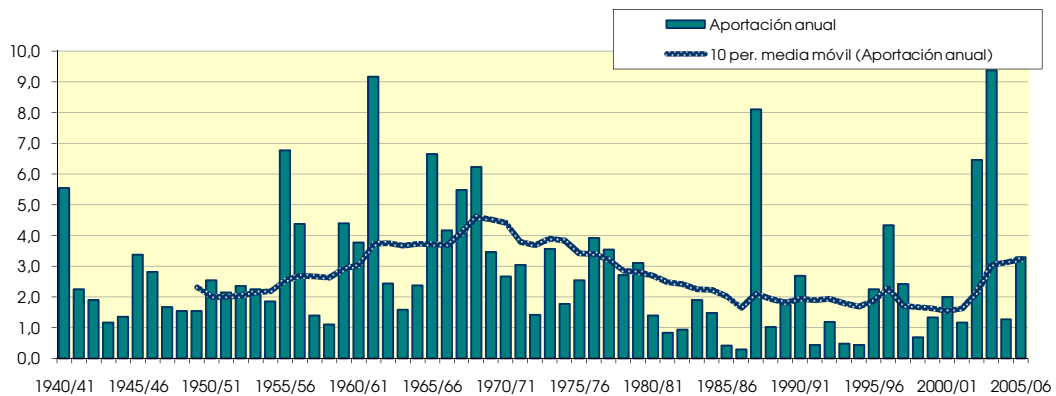
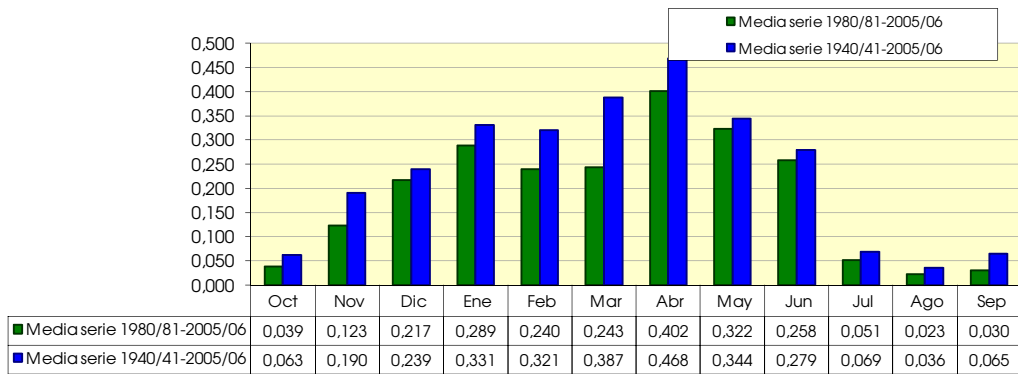
Percentil 1%	0,000	0,000	0,005	0,005	0,022	0,022	0,012	0,008	0,001	0,000	0,000	0,000	0,379
Percentil 5%	0,000	0,002	0,010	0,016	0,026	0,030	0,025	0,017	0,003	0,000	0,000	0,000	0,449
Percentil 10%	0,001	0,005	0,021	0,038	0,037	0,037	0,038	0,033	0,011	0,001	0,000	0,000	0,887
Percentil 25%	0,009	0,022	0,043	0,069	0,067	0,099	0,130	0,078	0,042	0,015	0,002	0,003	1,389
Percentil 50%	0,026	0,056	0,136	0,167	0,231	0,218	0,227	0,165	0,112	0,032	0,019	0,020	2,257
Desviación típica	0,109	0,414	0,317	0,394	0,347	0,415	0,566	0,424	0,412	0,112	0,046	0,122	2,069
Coef. variación	1,747	2,181	1,329	1,190	1,083	1,071	1,208	1,232	1,476	1,639	1,272	1,890	0,741

1980/2005
(hm³)

Serie para asignación y reserva

	Oct	Nov	Dic	Ene	Feb	Mar	Abr	May	Jun	Jul	Ago	Sep	Total
Máximo	0,445	1,296	1,636	1,800	1,699	1,269	2,439	1,980	2,132	0,642	0,182	0,213	9,385
Mínimo	0,000	0,000	0,002	0,002	0,020	0,017	0,012	0,008	0,000	0,000	0,000	0,000	0,298
Media	0,039	0,123	0,217	0,289	0,240	0,243	0,402	0,322	0,258	0,051	0,023	0,030	2,237

Percentil 1%	0,000	0,000	0,003	0,003	0,021	0,019	0,012	0,008	0,000	0,000	0,000	0,000	0,329
Percentil 5%	0,000	0,000	0,007	0,009	0,025	0,029	0,015	0,009	0,001	0,000	0,000	0,000	0,426
Percentil 10%	0,000	0,003	0,009	0,023	0,035	0,037	0,027	0,018	0,003	0,000	0,000	0,000	0,439
Percentil 25%	0,002	0,008	0,033	0,054	0,053	0,065	0,075	0,053	0,012	0,002	0,000	0,001	0,865
Percentil 50%	0,012	0,059	0,102	0,117	0,103	0,118	0,142	0,143	0,079	0,018	0,002	0,008	1,365
Desviación típica	0,088	0,262	0,349	0,404	0,355	0,313	0,624	0,463	0,452	0,126	0,043	0,050	2,358
Coef. variación	2,248	2,137	1,603	1,401	1,480	1,289	1,554	1,437	1,752	2,441	1,864	1,646	1,054



226. Río Linares aguas abajo de barranco Regajo

(hm ²)	Oct	Nov	Dic	Ene	Feb	Mar	Abr	May	Jun	Jul	Ago	Sep	Total
1940/41	1,990	2,804	1,398	5,456	7,669	7,456	7,752	7,856	3,961	1,078	0,744	1,517	49,682
1941/42	0,324	1,300	1,039	2,015	1,298	1,721	6,376	2,036	1,389	0,357	0,381	0,740	18,976
1942/43	0,521	1,036	1,391	2,072	2,122	1,913	5,324	1,560	0,819	0,642	0,350	0,590	18,339
1943/44	0,269	0,746	1,601	1,134	0,681	0,792	1,564	1,306	1,087	0,213	0,151	0,933	10,477
1944/45	0,425	0,927	0,852	1,561	1,474	2,439	1,748	0,770	0,605	0,304	0,643	0,383	12,131
1945/46	0,093	0,801	3,575	1,392	0,575	0,999	8,668	8,224	2,746	0,242	0,146	0,135	27,595
1946/47	0,083	0,195	1,147	1,134	7,181	9,726	3,068	3,130	1,892	0,309	0,513	1,334	29,712
1947/48	0,417	0,356	1,332	6,323	2,723	1,755	1,392	1,183	0,898	0,269	0,169	0,128	16,945
1948/49	0,178	0,243	0,413	0,620	0,546	2,048	2,141	2,027	2,312	0,496	0,379	2,688	14,092
1949/50	0,588	0,827	0,632	0,944	1,851	1,649	1,807	4,096	1,716	0,321	0,166	0,121	14,720
1950/51	0,189	0,523	2,321	2,865	2,742	4,196	3,731	2,321	3,031	0,876	0,403	0,404	23,603
1951/52	0,139	2,135	1,781	1,485	1,330	2,946	4,322	1,908	0,939	1,925	0,919	0,504	20,333
1952/53	1,156	0,567	1,803	3,400	2,263	1,389	2,177	1,320	3,714	2,888	0,175	0,063	20,914
1953/54	1,742	0,654	1,010	1,471	3,748	2,909	1,102	3,499	3,394	0,679	0,056	0,028	20,292
1954/55	0,000	0,456	0,360	0,622	5,592	4,142	4,009	0,630	0,522	0,374	0,574	0,429	17,710
1955/56	0,974	1,756	2,529	4,941	3,187	10,147	11,857	13,994	4,334	1,711	0,838	7,218	63,486
1956/57	1,549	1,618	2,072	1,899	2,130	2,152	1,870	2,801	16,402	1,359	1,686	1,984	37,524
1957/58	0,275	0,198	0,420	1,434	3,001	2,428	1,699	0,866	0,836	0,610	0,337	0,280	12,383
1958/59	0,320	0,372	4,017	0,549	0,198	0,233	0,254	0,561	0,645	0,325	0,550	1,739	9,761
1959/60	1,395	2,429	11,874	7,587	9,447	4,881	1,864	1,066	1,441	0,753	0,224	0,175	43,136
1960/61	6,454	11,786	3,443	6,169	2,882	0,581	0,377	0,245	0,416	0,314	0,682	1,519	34,867
1961/62	3,822	5,045	8,282	6,483	5,735	15,143	12,470	11,160	6,817	4,879	0,882	1,036	81,754
1962/63	0,295	0,258	1,204	5,104	2,282	8,017	4,209	0,507	0,947	0,371	0,048	0,083	23,325
1963/64	0,021	0,168	2,005	0,601	2,604	4,223	4,452	0,449	0,114	0,014	0,000	0,000	14,649
1964/65	0,007	0,027	0,411	0,546	1,265	13,275	4,629	1,333	0,251	0,281	0,000	0,000	22,027
1965/66	0,188	7,615	10,666	14,819	15,080	8,185	6,764	1,869	0,832	0,161	0,070	0,021	66,270
1966/67	1,022	22,743	3,209	1,040	2,895	4,677	1,859	0,999	0,372	0,028	0,000	0,000	38,844
1967/68	0,022	13,078	9,222	3,563	5,180	3,836	10,878	3,818	0,034	0,021	0,000	0,000	49,653
1968/69	0,007	0,021	0,106	0,086	1,031	9,869	20,659	10,636	7,862	1,212	0,234	0,953	52,675
1969/70	0,759	0,458	1,253	16,887	5,385	4,183	0,864	0,288	0,704	0,007	1,760	0,035	32,583
1970/71	0,549	0,435	0,381	0,471	0,277	0,323	2,756	10,146	5,265	1,267	0,544	0,487	22,903
1971/72	0,255	0,441	0,480	1,353	8,571	9,738	1,951	0,762	0,390	0,133	0,007	3,161	27,242
1972/73	0,912	0,381	1,922	0,868	0,448	0,261	0,159	0,122	7,140	0,070	0,126	0,091	12,500
1973/74	0,094	0,105	0,165	0,382	0,236	15,244	10,625	2,571	0,193	0,155	0,243	0,111	30,124
1974/75	0,124	0,203	0,217	0,141	0,277	0,218	4,850	4,387	3,532	0,351	0,186	0,202	14,688
1975/76	0,216	0,481	2,214	0,931	4,760	1,927	8,228	0,516	0,814	0,705	0,675	0,285	21,751
1976/77	0,374	1,580	5,570	9,081	5,132	2,122	0,580	1,236	9,346	2,058	0,613	0,345	38,037
1977/78	0,444	0,425	2,015	4,260	12,096	4,484	2,575	7,167	0,899	0,161	0,098	0,105	34,730
1978/79	0,063	0,100	0,528	10,630	12,625	2,034	2,827	0,300	0,384	0,365	0,120	0,333	30,307
1979/80	0,692	0,468	0,440	1,764	2,060	8,329	4,540	6,747	1,800	0,224	0,104	0,058	27,226
1980/81	0,105	0,160	0,313	0,670	0,458	0,601	6,890	3,570	0,141	0,028	0,000	0,007	12,944
1981/82	0,014	0,063	0,193	0,479	0,402	0,233	0,106	1,351	4,275	0,146	0,007	0,000	7,269
1982/83	0,421	0,569	2,695	0,878	0,544	0,618	1,138	0,828	0,106	0,098	0,132	0,742	8,770
1983/84	0,084	0,174	0,497	0,364	0,266	4,173	2,525	5,671	3,298	0,134	0,014	0,014	17,215
1984/85	0,014	2,818	1,173	1,213	4,563	1,303	1,267	2,810	0,628	0,267	0,014	0,021	16,091
1985/86	0,035	0,051	0,067	0,068	0,994	0,891	1,356	0,588	0,099	0,014	0,014	0,015	4,192
1986/87	0,014	0,014	0,014	0,022	0,384	0,328	1,805	0,219	0,099	0,008	0,000	0,000	2,907
1987/88	0,022	0,035	0,909	2,840	2,652	1,172	19,265	18,507	18,784	5,626	0,679	0,419	70,912
1988/89	0,590	0,643	0,097	0,500	0,485	0,588	1,358	1,093	2,508	0,510	0,448	0,339	9,161
1989/90	0,395	0,566	5,379	5,378	1,567	0,606	0,536	0,388	2,126	0,227	0,000	0,014	17,180
1990/91	0,000	0,051	0,070	0,156	0,570	4,902	14,793	1,012	0,317	0,078	0,000	0,052	22,000
1991/92	0,212	0,270	0,302	0,254	0,183	0,150	0,607	0,347	0,686	0,201	0,307	0,236	3,755
1992/93	0,533	0,798	1,032	0,409	0,205	0,901	0,281	5,509	1,129	0,084	0,028	0,021	10,929
1993/94	0,078	0,574	0,319	2,554	0,611	0,348	0,211	0,071	0,028	0,000	0,000	0,000	4,795
1994/95	0,219	0,696	0,667	0,996	0,520	0,878	0,104	0,079	0,007	0,000	0,000	0,000	4,166
1995/96	0,000	0,000	2,786	8,933	5,542	1,842	0,922	0,967	0,106	0,000	0,000	0,000	21,098
1996/97	0,000	0,000	3,241	13,130	2,689	0,583	0,871	2,397	7,951	0,838	1,330	0,175	33,203
1997/98	0,106	2,675	7,978	2,395	2,407	0,925	1,664	1,893	2,272	0,383	0,170	0,093	22,959
1998/99	0,125	0,140	0,217	0,973	0,921	1,882	0,286	0,417	0,021	0,197	0,000	0,823	6,004
1999/00	1,454	1,030	1,701	0,941	1,213	0,470	4,417	2,119	0,279	0,007	0,000	0,000	13,630
2000/01	0,000	0,132	1,931	8,240	4,085	5,966	0,882	0,099	0,000	0,245	0,279	0,162	22,021
2001/02	0,294	0,833	0,338	0,746	0,899	1,362	1,257	2,024	1,520	0,286	0,529	0,483	10,570
2002/03	0,103	0,800	3,976	5,017	13,459	9,155	8,163	12,812	2,218	0,000	0,000	1,640	57,343
2003/04	4,822	12,025	14,741	7,547	7,141	10,665	12,244	4,922	5,350	1,239	0,971	0,925	82,591
2004/05	0,157	0,651	1,473	1,392	1,940	1,969	2,013	0,789	0,301	0,178	0,086	0,134	11,083
2005/06	0,854	3,864	1,719	2,419	1,055	7,519	3,693	3,051	2,880	0,935	0,028	0,268	28,284

226. Río Linares aguas abajo de barranco Regajo

1940/2005
(hm³)

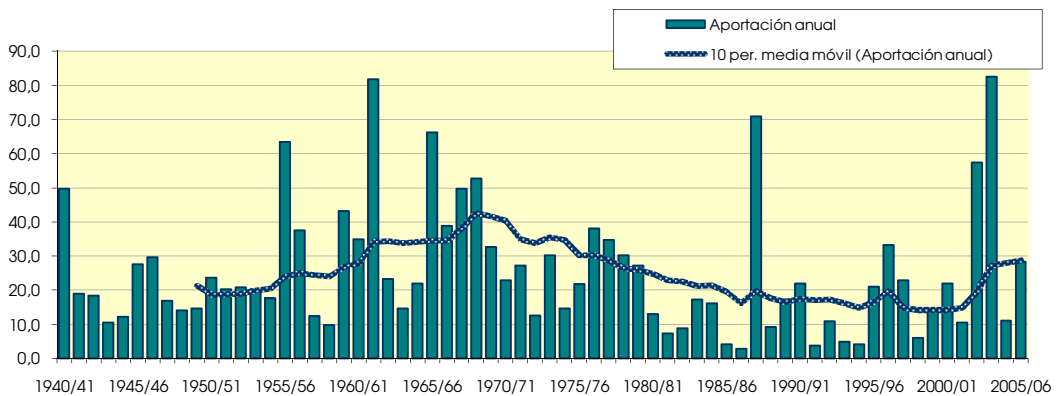
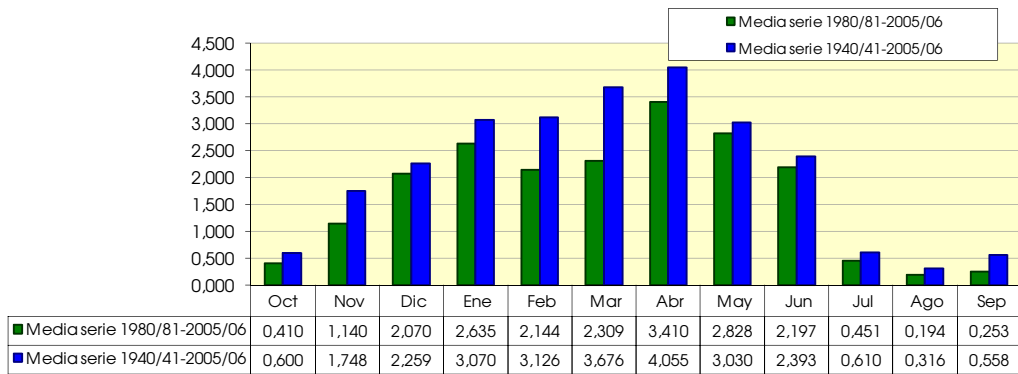
Serie completa

	Oct	Nov	Dic	Ene	Feb	Mar	Abr	May	Jun	Jul	Ago	Sep	Total
Máximo	6,454	22,743	14,741	16,887	15,080	15,244	20,659	18,507	18,784	5,626	1,760	7,218	82,591
Mínimo	0,000	0,000	0,014	0,022	0,183	0,150	0,104	0,071	0,000	0,000	0,000	0,000	2,907
Media	0,600	1,748	2,259	3,070	3,126	3,676	4,055	3,030	2,393	0,610	0,316	0,558	25,440
Percentil 1%	0,000	0,000	0,049	0,052	0,193	0,194	0,105	0,076	0,005	0,000	0,000	0,000	3,458
Percentil 5%	0,000	0,022	0,100	0,145	0,243	0,240	0,222	0,146	0,030	0,002	0,000	0,000	4,342
Percentil 10%	0,011	0,051	0,205	0,373	0,331	0,338	0,332	0,294	0,102	0,011	0,000	0,000	8,020
Percentil 25%	0,083	0,196	0,414	0,634	0,584	0,881	1,168	0,663	0,375	0,133	0,014	0,023	12,611
Percentil 50%	0,237	0,545	1,293	1,413	2,091	2,002	2,077	1,456	0,943	0,283	0,168	0,175	21,006
Desviación típica	1,100	3,771	2,981	3,698	3,448	3,847	4,514	3,782	3,488	1,000	0,394	1,059	18,515
Coef. variación	1,834	2,157	1,319	1,205	1,103	1,046	1,113	1,248	1,458	1,641	1,249	1,900	0,728

1980/2005
(hm³)

Serie para asignación y reserva

	Oct	Nov	Dic	Ene	Feb	Mar	Abr	May	Jun	Jul	Ago	Sep	Total
Máximo	4,822	12,025	14,741	13,130	13,459	10,665	19,265	18,507	18,784	5,626	1,330	1,640	82,591
Mínimo	0,000	0,000	0,014	0,022	0,183	0,150	0,104	0,071	0,000	0,000	0,000	0,000	2,907
Media	0,410	1,140	2,070	2,635	2,144	2,309	3,410	2,828	2,197	0,451	0,194	0,253	20,041
Percentil 1%	0,000	0,000	0,027	0,034	0,189	0,170	0,105	0,073	0,002	0,000	0,000	0,000	3,119
Percentil 5%	0,000	0,004	0,068	0,090	0,220	0,257	0,132	0,084	0,011	0,000	0,000	0,000	3,858
Percentil 10%	0,000	0,025	0,084	0,205	0,325	0,338	0,246	0,159	0,025	0,000	0,000	0,000	4,179
Percentil 25%	0,016	0,080	0,305	0,484	0,494	0,591	0,673	0,460	0,106	0,018	0,000	0,009	7,644
Percentil 50%	0,106	0,567	0,971	0,984	0,958	0,913	1,312	1,222	0,657	0,162	0,014	0,073	13,287
Desviación típica	0,958	2,420	3,200	3,380	2,929	2,924	4,951	4,197	3,910	1,101	0,341	0,392	20,422
Coef. variación	2,339	2,123	1,546	1,283	1,366	1,267	1,452	1,484	1,780	2,441	1,760	1,549	1,019



227. Embalse de Regajo

(hm ²)	Oct	Nov	Dic	Ene	Feb	Mar	Abr	May	Jun	Jul	Ago	Sep	Total
1940/41	0.327	0.314	0.174	1.027	0.945	0.780	1.132	1.063	0.493	0.140	0.093	0.228	6.716
1941/42	0.041	0.148	0.130	0.255	0.162	0.211	1.122	0.257	0.171	0.044	0.047	0.091	2.681
1942/43	0.063	0.127	0.164	0.240	0.263	0.224	0.536	0.193	0.102	0.084	0.044	0.079	2.120
1943/44	0.034	0.093	0.207	0.143	0.088	0.099	0.175	0.177	0.131	0.026	0.018	0.143	1.332
1944/45	0.054	0.114	0.108	0.292	0.177	0.277	0.214	0.096	0.074	0.054	0.079	0.048	1.587
1945/46	0.012	0.125	0.287	0.196	0.071	0.131	1.783	1.485	0.342	0.029	0.018	0.018	4.497
1946/47	0.010	0.024	0.176	0.143	0.996	0.892	0.341	0.358	0.234	0.038	0.063	0.165	3.439
1947/48	0.052	0.042	0.142	0.640	0.342	0.214	0.170	0.163	0.110	0.033	0.021	0.016	1.944
1948/49	0.022	0.030	0.046	0.076	0.068	0.245	0.265	0.265	0.275	0.062	0.044	0.358	1.757
1949/50	0.074	0.103	0.077	0.134	0.194	0.215	0.228	0.449	0.214	0.040	0.021	0.015	1.764
1950/51	0.024	0.065	0.329	0.412	0.311	0.455	0.529	0.294	0.356	0.109	0.050	0.050	2.984
1951/52	0.018	0.215	0.237	0.199	0.165	0.375	0.544	0.230	0.116	0.215	0.115	0.062	2.491
1952/53	0.147	0.068	0.215	0.459	0.280	0.173	0.263	0.165	0.561	0.363	0.022	0.008	2.724
1953/54	0.220	0.082	0.130	0.190	0.500	0.353	0.137	0.462	0.475	0.088	0.007	0.003	2.646
1954/55	0.000	0.050	0.045	0.071	0.676	0.511	0.483	0.078	0.065	0.048	0.072	0.053	2.150
1955/56	0.121	0.218	0.279	0.596	0.452	1.320	1.457	1.917	0.542	0.210	0.103	0.965	8.179
1956/57	0.194	0.217	0.261	0.238	0.263	0.270	0.236	0.358	2.463	0.171	0.209	0.246	5.127
1957/58	0.034	0.025	0.052	0.207	0.379	0.337	0.211	0.112	0.113	0.076	0.042	0.036	1.624
1958/59	0.040	0.047	0.566	0.068	0.026	0.045	0.032	0.105	0.104	0.041	0.068	0.245	1.387
1959/60	0.188	0.349	1.406	0.922	0.977	0.644	0.231	0.135	0.178	0.097	0.027	0.023	5.178
1960/61	0.836	1.495	0.533	0.902	0.347	0.071	0.050	0.042	0.053	0.039	0.084	0.293	4.743
1961/62	0.491	1.034	1.085	0.972	0.918	2.345	1.447	1.425	0.848	0.599	0.108	0.165	11.436
1962/63	0.044	0.038	0.164	0.774	0.347	0.802	0.481	0.062	0.159	0.046	0.006	0.010	2.932
1963/64	0.003	0.018	0.352	0.074	0.310	0.607	0.618	0.056	0.014	0.002	0.000	0.000	2.054
1964/65	0.001	0.004	0.057	0.072	0.240	1.936	0.568	0.168	0.031	0.034	0.000	0.000	3.112
1965/66	0.026	0.965	1.234	1.726	1.944	1.109	0.868	0.232	0.097	0.020	0.009	0.003	8.232
1966/67	0.119	3.381	0.396	0.109	0.304	0.569	0.237	0.126	0.046	0.003	0.000	0.000	5.290
1967/68	0.003	2.720	1.161	0.414	0.585	0.788	1.404	0.549	0.004	0.003	0.000	0.000	7.631
1968/69	0.001	0.003	0.013	0.010	0.139	1.100	3.884	1.431	1.183	0.151	0.029	0.122	8.065
1969/70	0.098	0.055	0.174	2.516	0.674	0.520	0.107	0.036	0.088	0.001	0.218	0.004	4.492
1970/71	0.070	0.046	0.061	0.069	0.033	0.041	0.418	1.456	0.775	0.147	0.067	0.061	3.245
1971/72	0.031	0.057	0.063	0.228	1.161	1.162	0.246	0.098	0.059	0.017	0.001	0.490	3.614
1972/73	0.118	0.057	0.249	0.107	0.055	0.033	0.019	0.017	0.976	0.009	0.017	0.011	1.668
1973/74	0.011	0.013	0.019	0.043	0.030	2.366	1.396	0.325	0.022	0.019	0.034	0.014	4.294
1974/75	0.016	0.027	0.027	0.018	0.042	0.030	0.725	0.647	0.460	0.044	0.026	0.026	2.088
1975/76	0.027	0.054	0.343	0.113	0.566	0.279	1.226	0.068	0.103	0.111	0.090	0.032	3.011
1976/77	0.047	0.159	0.785	1.133	0.439	0.262	0.065	0.162	1.380	0.257	0.076	0.043	4.810
1977/78	0.054	0.055	0.213	0.692	1.160	0.487	0.365	0.882	0.109	0.020	0.012	0.013	4.062
1978/79	0.008	0.012	0.043	1.235	1.133	0.222	0.362	0.039	0.048	0.048	0.015	0.043	3.210
1979/80	0.080	0.060	0.055	0.203	0.291	1.057	0.714	0.963	0.251	0.028	0.013	0.007	3.720
1980/81	0.014	0.018	0.037	0.079	0.060	0.072	0.896	0.466	0.018	0.004	0.000	0.001	1.662
1981/82	0.002	0.008	0.018	0.062	0.062	0.030	0.014	0.188	0.558	0.019	0.001	0.000	0.961
1982/83	0.055	0.065	0.299	0.110	0.072	0.075	0.138	0.103	0.013	0.014	0.018	0.093	1.055
1983/84	0.010	0.024	0.048	0.046	0.036	0.461	0.317	0.889	0.428	0.017	0.002	0.002	2.279
1984/85	0.002	0.289	0.149	0.165	0.402	0.151	0.147	0.326	0.078	0.033	0.002	0.003	1.746
1985/86	0.004	0.006	0.007	0.007	0.101	0.113	0.168	0.074	0.012	0.002	0.002	0.002	0.498
1986/87	0.002	0.002	0.002	0.003	0.048	0.040	0.203	0.029	0.012	0.001	0.000	0.000	0.342
1987/88	0.003	0.005	0.132	0.355	0.307	0.146	3.034	2.388	2.695	0.708	0.084	0.051	9.909
1988/89	0.065	0.107	0.012	0.062	0.050	0.085	0.180	0.162	0.320	0.063	0.060	0.042	1.209
1989/90	0.049	0.080	0.661	0.662	0.193	0.073	0.069	0.053	0.350	0.029	0.000	0.002	2.221
1990/91	0.000	0.006	0.009	0.019	0.102	0.586	2.322	0.128	0.039	0.010	0.000	0.007	3.228
1991/92	0.029	0.032	0.039	0.031	0.023	0.019	0.076	0.056	0.104	0.025	0.039	0.033	0.504
1992/93	0.066	0.100	0.105	0.051	0.025	0.182	0.035	0.695	0.143	0.010	0.004	0.003	1.421
1993/94	0.008	0.074	0.039	0.280	0.067	0.043	0.026	0.009	0.004	0.000	0.000	0.000	0.551
1994/95	0.029	0.089	0.073	0.111	0.062	0.110	0.013	0.010	0.001	0.000	0.000	0.000	0.498
1995/96	0.000	0.000	0.298	1.094	0.732	0.249	0.115	0.121	0.014	0.000	0.000	0.000	2.622
1996/97	0.000	0.000	0.416	2.096	0.336	0.072	0.184	0.409	1.249	0.118	0.214	0.022	5.115
1997/98	0.014	0.321	0.988	0.301	0.314	0.116	0.190	0.197	0.320	0.047	0.021	0.015	2.845
1998/99	0.016	0.018	0.028	0.165	0.117	0.260	0.042	0.055	0.003	0.030	0.000	0.097	0.832
1999/00	0.138	0.128	0.203	0.125	0.151	0.058	0.473	0.260	0.035	0.001	0.000	0.000	1.573
2000/01	0.000	0.013	0.191	0.875	0.498	0.569	0.109	0.012	0.000	0.034	0.037	0.020	2.358
2001/02	0.032	0.104	0.042	0.088	0.112	0.163	0.161	0.274	0.196	0.036	0.065	0.059	1.332
2002/03	0.013	0.098	0.472	0.575	2.086	1.126	1.157	1.566	0.279	0.000	0.000	0.264	7.637
2003/04	0.590	1.630	1.802	0.917	0.886	1.600	1.891	0.771	0.662	0.154	0.121	0.154	11.179
2004/05	0.019	0.082	0.211	0.174	0.261	0.243	0.252	0.102	0.040	0.022	0.011	0.017	1.434
2005/06	0.102	0.574	0.210	0.313	0.177	0.853	0.597	0.464	0.391	0.119	0.003	0.036	3.839

227. Embalse de Regajo

1940/2005
(hm³)

Serie completa

	Oct	Nov	Dic	Ene	Feb	Mar	Abr	May	Jun	Jul	Ago	Sep	Total
Máximo	0,836	3,381	1,802	2,516	2,086	2,366	3,884	2,388	2,695	0,708	0,218	0,965	11,436
Mínimo	0,000	0,000	0,002	0,003	0,023	0,019	0,013	0,009	0,000	0,000	0,000	0,000	0,342
Media	0,076	0,251	0,281	0,404	0,384	0,470	0,577	0,408	0,330	0,077	0,040	0,077	3,377

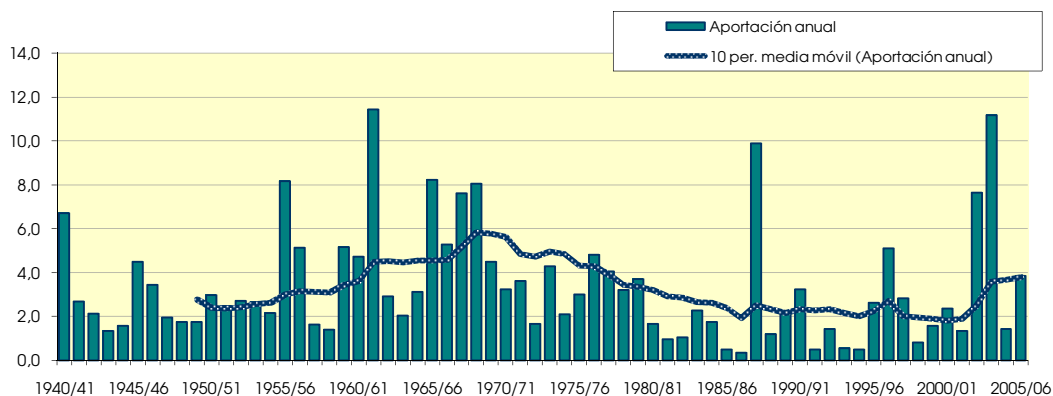
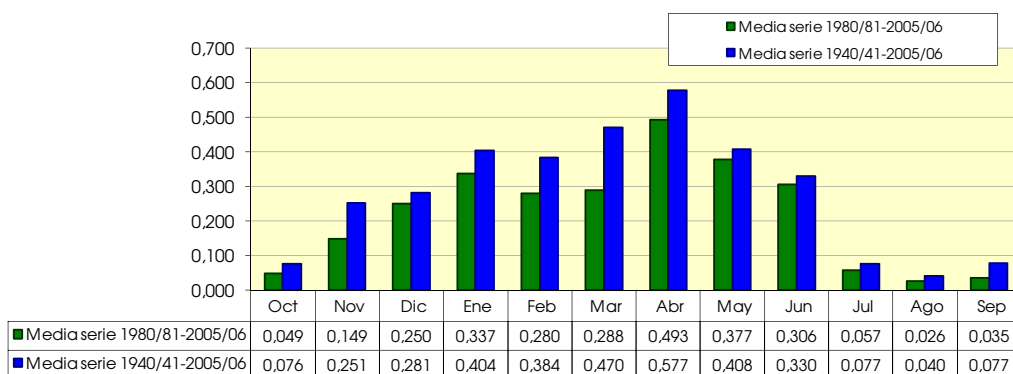
Percentil 1%	0,000	0,000	0,005	0,006	0,024	0,026	0,014	0,009	0,001	0,000	0,000	0,000	0,443
Percentil 5%	0,000	0,003	0,012	0,019	0,030	0,035	0,028	0,020	0,004	0,000	0,000	0,000	0,515
Percentil 10%	0,001	0,006	0,023	0,045	0,045	0,044	0,046	0,041	0,013	0,001	0,000	0,000	1,008
Percentil 25%	0,010	0,024	0,049	0,076	0,076	0,111	0,151	0,097	0,047	0,017	0,002	0,003	1,634
Percentil 50%	0,030	0,065	0,169	0,197	0,263	0,255	0,257	0,191	0,124	0,035	0,021	0,022	2,663
Desviación típica	0,141	0,591	0,366	0,504	0,427	0,533	0,731	0,512	0,509	0,124	0,051	0,148	2,569
Coef. variación	1,859	2,351	1,304	1,248	1,113	1,133	1,267	1,254	1,542	1,620	1,277	1,905	0,761

1980/2005
(hm³)

Serie para asignación y reserva

	Oct	Nov	Dic	Ene	Feb	Mar	Abr	May	Jun	Jul	Ago	Sep	Total
Máximo	0,590	1,630	1,802	2,096	2,086	1,600	3,034	2,388	2,695	0,708	0,214	0,264	11,179
Mínimo	0,000	0,000	0,002	0,003	0,023	0,019	0,013	0,009	0,000	0,000	0,000	0,000	0,342
Media	0,049	0,149	0,250	0,337	0,280	0,288	0,493	0,377	0,306	0,057	0,026	0,035	2,648

Percentil 1%	0,000	0,000	0,003	0,004	0,023	0,021	0,014	0,009	0,000	0,000	0,000	0,000	0,381
Percentil 5%	0,000	0,000	0,008	0,010	0,028	0,032	0,017	0,010	0,001	0,000	0,000	0,000	0,498
Percentil 10%	0,000	0,003	0,010	0,025	0,042	0,042	0,031	0,020	0,003	0,000	0,000	0,000	0,501
Percentil 25%	0,002	0,009	0,037	0,062	0,062	0,072	0,084	0,060	0,013	0,002	0,000	0,001	0,984
Percentil 50%	0,014	0,069	0,119	0,145	0,115	0,131	0,174	0,175	0,091	0,020	0,002	0,011	1,618
Desviación típica	0,116	0,328	0,392	0,471	0,428	0,382	0,775	0,542	0,564	0,139	0,049	0,060	2,833
Coef. variación	2,383	2,202	1,571	1,398	1,529	1,324	1,573	1,437	1,842	2,413	1,890	1,699	1,070



228. Río Linares, en término municipal de Igea

(hm ²)	Oct	Nov	Dic	Ene	Feb	Mar	Abr	May	Jun	Jul	Ago	Sep	Total
1940/41	3,649	4,263	2,203	9,046	11,334	10,948	11,941	11,871	6,265	1,717	1,171	2,319	76,727
1941/42	0,515	1,964	1,630	3,254	2,063	2,665	10,171	3,221	2,169	0,561	0,599	1,157	29,971
1942/43	0,805	1,602	2,131	3,144	3,306	2,916	7,096	2,428	1,291	0,979	0,559	0,939	27,197
1943/44	0,426	1,169	2,515	1,796	1,062	1,238	2,333	2,086	1,697	0,336	0,237	1,456	16,351
1944/45	0,679	1,435	1,310	2,657	2,326	3,662	2,688	1,199	0,946	0,521	1,011	0,611	19,046
1945/46	0,146	1,289	4,685	2,424	0,936	1,642	15,181	14,913	4,452	0,385	0,232	0,216	46,502
1946/47	0,131	0,305	1,986	1,867	10,566	13,357	4,623	4,616	2,962	0,484	0,753	2,117	43,767
1947/48	0,663	0,546	1,920	8,722	4,261	2,737	2,154	1,823	1,401	0,424	0,267	0,203	25,122
1948/49	0,280	0,382	0,615	0,954	0,851	3,113	3,362	3,152	3,540	0,785	0,581	4,124	21,739
1949/50	0,947	1,275	0,979	1,494	2,711	2,531	2,837	5,769	2,714	0,506	0,263	0,191	22,218
1950/51	0,298	0,817	3,636	4,620	4,197	6,201	5,931	3,625	4,651	1,394	0,636	0,635	36,640
1951/52	0,220	3,081	2,809	2,518	2,135	4,550	6,535	2,949	1,476	2,902	1,477	0,791	31,442
1952/53	1,892	0,880	2,772	5,533	3,608	2,167	3,344	2,068	5,869	4,620	0,278	0,099	33,130
1953/54	2,872	1,056	1,584	2,343	5,984	4,459	1,716	5,375	5,355	1,074	0,088	0,044	31,950
1954/55	0,000	0,671	0,561	0,924	8,415	6,435	6,138	0,979	0,814	0,594	0,913	0,671	27,115
1955/56	1,507	2,739	3,707	7,579	5,181	14,993	18,381	21,450	6,919	2,695	1,320	11,341	97,812
1956/57	2,442	2,640	3,300	3,025	3,311	3,344	2,926	4,411	27,038	2,178	2,684	3,135	60,434
1957/58	0,429	0,308	0,649	2,574	4,807	3,795	2,651	1,375	1,320	0,968	0,528	0,451	19,855
1958/59	0,506	0,583	6,017	0,880	0,319	0,407	0,407	1,012	1,100	0,517	0,869	2,750	15,367
1959/60	2,266	3,916	18,106	11,924	13,882	7,678	2,937	1,694	2,277	1,232	0,363	0,275	66,550
1960/61	9,801	18,128	5,764	10,560	4,521	0,902	0,605	0,451	0,682	0,506	1,078	2,574	55,572
1961/62	6,578	8,910	13,255	11,473	10,153	24,343	19,635	17,809	10,868	7,755	1,397	1,793	133,969
1962/63	0,495	0,418	1,925	8,514	3,839	11,748	6,523	0,792	1,562	0,594	0,077	0,132	36,619
1963/64	0,033	0,242	3,399	0,979	3,828	6,732	7,601	0,715	0,176	0,022	0,000	0,000	23,727
1964/65	0,011	0,044	0,671	0,902	2,222	21,175	7,194	2,112	0,396	0,440	0,000	0,000	35,167
1965/66	0,297	11,462	16,137	21,824	23,056	13,057	10,340	2,893	1,276	0,253	0,110	0,033	100,738
1966/67	1,540	34,914	5,027	1,540	4,279	7,216	2,948	1,584	0,583	0,044	0,000	0,000	59,675
1967/68	0,033	20,603	14,619	5,467	7,733	6,523	16,610	6,358	0,055	0,033	0,000	0,000	78,034
1968/69	0,011	0,033	0,154	0,132	1,606	13,926	39,171	17,523	12,595	1,936	0,374	1,441	88,902
1969/70	1,210	0,704	1,991	27,027	8,690	6,622	1,353	0,451	1,133	0,011	2,816	0,055	52,063
1970/71	0,858	0,638	0,605	0,737	0,429	0,484	4,081	14,861	8,140	1,947	0,858	0,759	34,397
1971/72	0,396	0,682	0,748	2,123	12,045	14,289	3,036	1,177	0,616	0,209	0,011	4,939	40,271
1972/73	1,408	0,583	2,783	1,265	0,682	0,407	0,242	0,187	11,099	0,110	0,198	0,143	19,107
1973/74	0,143	0,154	0,242	0,550	0,341	22,352	16,456	4,004	0,286	0,242	0,385	0,176	45,331
1974/75	0,198	0,308	0,341	0,220	0,418	0,330	7,051	6,644	5,566	0,550	0,286	0,319	22,231
1975/76	0,341	0,715	3,432	1,518	6,864	3,036	12,507	0,803	1,243	1,089	1,056	0,429	33,033
1976/77	0,550	2,189	7,568	12,518	6,941	3,135	0,858	1,760	13,926	3,201	0,957	0,539	54,142
1977/78	0,649	0,649	2,651	6,226	16,412	6,611	3,839	11,011	1,386	0,253	0,154	0,165	50,006
1978/79	0,099	0,154	0,682	14,223	16,753	2,937	4,202	0,451	0,594	0,561	0,187	0,506	41,349
1979/80	0,990	0,726	0,671	2,596	2,926	12,067	7,073	9,988	2,794	0,352	0,165	0,088	40,436
1980/81	0,165	0,231	0,473	1,012	0,693	0,913	9,911	5,412	0,220	0,044	0,000	0,011	19,085
1981/82	0,022	0,099	0,253	0,726	0,616	0,363	0,165	2,057	6,699	0,231	0,011	0,000	11,242
1982/83	0,665	0,836	3,883	1,386	0,847	0,968	1,650	1,287	0,165	0,154	0,198	1,177	13,216
1983/84	0,132	0,264	0,704	0,561	0,407	5,896	3,894	8,701	4,972	0,209	0,022	0,022	25,784
1984/85	0,022	3,784	1,859	1,804	6,105	1,925	1,881	4,290	0,990	0,418	0,022	0,033	23,133
1985/86	0,055	0,077	0,099	0,099	1,375	1,386	2,057	0,913	0,154	0,022	0,022	0,022	6,281
1986/87	0,022	0,022	0,022	0,033	0,561	0,506	2,684	0,341	0,154	0,011	0,000	0,000	4,356
1987/88	0,033	0,055	1,342	4,048	4,015	1,826	29,205	27,698	28,138	9,031	1,078	0,660	107,129
1988/89	0,880	0,990	0,154	0,792	0,682	0,924	2,024	1,617	3,927	0,803	0,726	0,550	14,069
1989/90	0,627	0,803	7,271	8,052	2,453	0,935	0,836	0,594	3,311	0,363	0,000	0,022	25,267
1990/91	0,000	0,077	0,110	0,242	0,847	7,018	21,780	1,573	0,495	0,121	0,000	0,077	32,340
1991/92	0,319	0,407	0,473	0,396	0,286	0,231	0,946	0,550	1,078	0,319	0,484	0,374	5,863
1992/93	0,792	1,265	1,496	0,638	0,319	1,386	0,429	7,843	1,782	0,132	0,044	0,033	16,159
1993/94	0,110	0,891	0,495	3,674	0,902	0,539	0,330	0,110	0,044	0,000	0,000	0,000	7,095
1994/95	0,319	1,089	1,001	1,485	0,781	1,375	0,165	0,121	0,011	0,000	0,000	0,000	6,347
1995/96	0,000	0,000	3,773	12,771	8,415	2,893	1,375	1,474	0,165	0,000	0,000	0,000	30,866
1996/97	0,000	0,000	4,587	19,415	4,301	0,913	1,397	3,663	12,551	1,254	2,057	0,275	50,413
1997/98	0,165	3,630	11,286	3,641	3,718	1,430	2,398	2,739	3,388	0,605	0,266	0,143	33,409
1998/99	0,198	0,220	0,341	1,551	1,452	2,937	0,451	0,649	0,033	0,297	0,000	1,270	9,399
1999/00	1,989	1,562	2,629	1,474	1,903	0,726	6,106	3,261	0,440	0,011	0,000	0,000	20,101
2000/01	0,000	0,187	2,717	11,539	6,358	8,195	1,375	0,154	0,000	0,387	0,444	0,259	31,616
2001/02	0,435	1,301	0,528	1,130	1,391	2,073	1,957	3,142	2,404	0,451	0,818	0,752	16,382
2002/03	0,154	1,177	5,797	7,051	20,592	13,937	12,210	19,173	3,520	0,000	0,000	2,596	86,207
2003/04	6,820	18,062	22,660	11,528	10,604	16,610	18,865	7,700	8,404	1,969	1,540	1,502	126,264
2004/05	0,242	1,023	2,277	2,178	3,091	3,058	3,113	1,254	0,484	0,286	0,136	0,212	17,355
2005/06	1,267	5,948	2,684	3,839	1,562	11,264	5,874	4,796	4,279	1,507	0,044	0,418	43,482

228. Río Linares, en término municipal de Igea

1940/2005
(hm³)

Serie completa

	Oct	Nov	Dic	Ene	Feb	Mar	Abr	May	Jun	Jul	Ago	Sep	Total
Máximo	9,801	34,914	22,660	27,027	23,056	24,343	39,171	27,698	28,138	9,031	2,816	11,341	133,969
Mínimo	0,000	0,000	0,022	0,033	0,286	0,231	0,165	0,110	0,000	0,000	0,000	0,000	4,356
Media	0,936	2,685	3,404	4,678	4,686	5,560	6,330	4,677	3,743	0,964	0,498	0,879	39,039

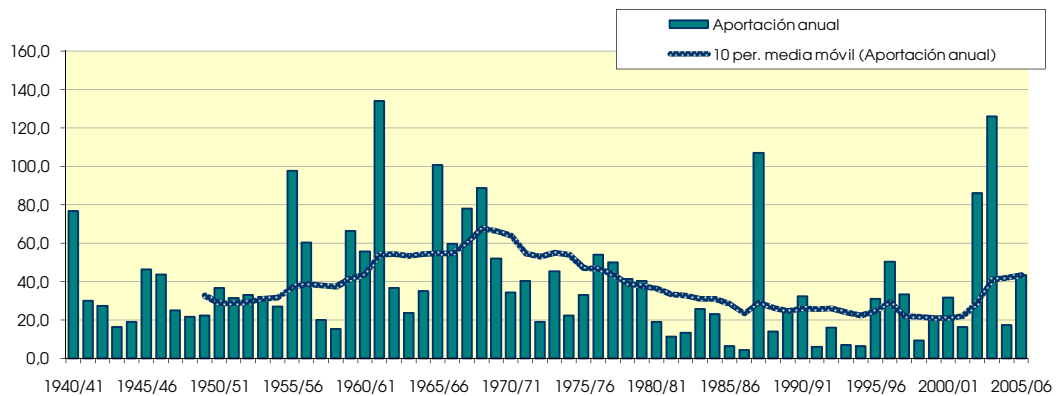
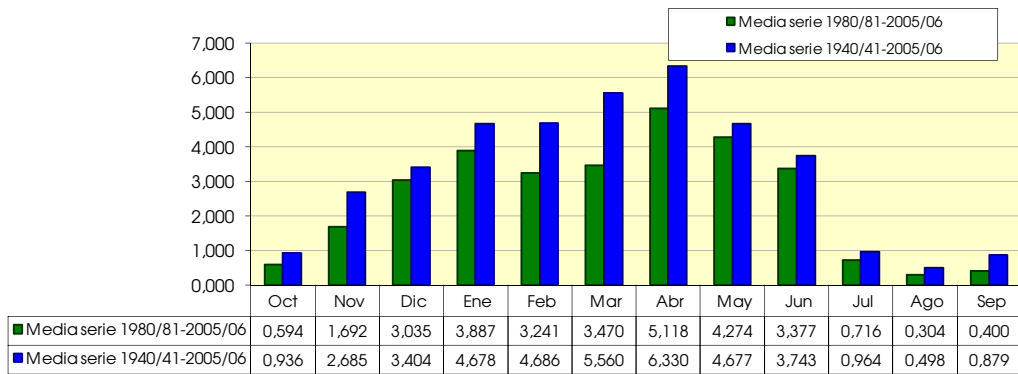
Percentil 1%	0,000	0,000	0,072	0,076	0,307	0,295	0,165	0,117	0,007	0,000	0,000	0,000	5,336
Percentil 5%	0,000	0,036	0,154	0,226	0,358	0,407	0,349	0,226	0,047	0,003	0,000	0,000	6,534
Percentil 10%	0,017	0,077	0,297	0,556	0,495	0,523	0,528	0,451	0,160	0,017	0,000	0,000	12,229
Percentil 25%	0,131	0,306	0,655	0,987	0,911	1,378	1,757	1,053	0,586	0,209	0,022	0,036	19,294
Percentil 50%	0,369	0,810	1,988	2,384	3,198	3,047	3,229	2,270	1,519	0,445	0,265	0,275	31,783
Desviación típica	1,698	5,807	4,532	5,558	5,033	5,815	7,391	5,817	5,448	1,593	0,624	1,665	28,953
Coef. variación	1,815	2,163	1,331	1,188	1,074	1,046	1,168	1,244	1,456	1,653	1,254	1,894	0,742

1980/2005
(hm³)

Serie para asignación y reserva

	Oct	Nov	Dic	Ene	Feb	Mar	Abr	May	Jun	Jul	Ago	Sep	Total
Máximo	6,820	18,062	22,660	19,415	20,592	16,610	29,205	27,698	28,138	9,031	2,057	2,596	126,264
Mínimo	0,000	0,000	0,022	0,033	0,286	0,231	0,165	0,110	0,000	0,000	0,000	0,000	4,356
Media	0,594	1,692	3,035	3,887	3,241	3,470	5,118	4,274	3,377	0,716	0,304	0,400	30,110

Percentil 1%	0,000	0,000	0,041	0,050	0,294	0,264	0,165	0,113	0,003	0,000	0,000	0,000	4,733
Percentil 5%	0,000	0,006	0,102	0,135	0,341	0,399	0,206	0,129	0,017	0,000	0,000	0,000	5,968
Percentil 10%	0,000	0,039	0,132	0,319	0,484	0,523	0,380	0,248	0,039	0,000	0,000	0,000	6,314
Percentil 25%	0,025	0,121	0,473	0,743	0,715	0,916	1,053	0,715	0,165	0,028	0,000	0,014	11,735
Percentil 50%	0,165	0,820	1,419	1,518	1,422	1,408	1,991	1,837	1,034	0,259	0,022	0,110	19,593
Desviación típica	1,353	3,619	4,796	4,927	4,439	4,410	7,444	6,278	5,911	1,767	0,534	0,622	31,005
Coef. variación	2,279	2,139	1,580	1,267	1,370	1,271	1,454	1,469	1,750	2,466	1,753	1,553	1,030



230. Barranco Cañejada

(hm ²)	Oct	Nov	Dic	Ene	Feb	Mar	Abr	May	Jun	Jul	Ago	Sep	Total
1940/41	0.813	0.363	0.242	0.643	0.687	0.547	0.666	0.874	0.453	0.236	0.162	0.241	5.926
1941/42	0.096	0.178	0.184	0.263	0.153	0.154	0.574	0.276	0.155	0.077	0.083	0.126	2.319
1942/43	0.148	0.154	0.231	0.252	0.247	0.163	0.279	0.209	0.094	0.121	0.077	0.099	2.074
1943/44	0.079	0.114	0.263	0.150	0.075	0.072	0.136	0.175	0.119	0.046	0.032	0.152	1.412
1944/45	0.126	0.137	0.136	0.153	0.165	0.199	0.164	0.104	0.067	0.071	0.131	0.067	1.522
1945/46	0.027	0.124	0.318	0.199	0.067	0.091	0.984	1.363	0.314	0.051	0.031	0.024	3.593
1946/47	0.024	0.030	0.197	0.149	0.606	0.507	0.266	0.341	0.213	0.066	0.092	0.214	2.705
1947/48	0.123	0.052	0.166	0.468	0.307	0.153	0.128	0.148	0.101	0.058	0.037	0.022	1.761
1948/49	0.052	0.037	0.064	0.079	0.064	0.171	0.206	0.265	0.240	0.108	0.075	0.366	1.728
1949/50	0.174	0.119	0.108	0.114	0.175	0.138	0.175	0.352	0.196	0.069	0.036	0.021	1.679
1950/51	0.056	0.079	0.339	0.371	0.283	0.318	0.351	0.299	0.312	0.189	0.088	0.069	2.754
1951/52	0.142	0.262	0.296	0.193	0.156	0.250	0.362	0.245	0.107	0.320	0.202	0.085	2.619
1952/53	0.099	0.196	0.243	0.157	0.097	0.092	0.205	0.126	0.388	0.182	0.038	0.029	1.853
1953/54	0.478	0.237	0.163	0.122	0.153	0.245	0.205	0.408	0.377	0.148	0.045	0.035	2.618
1954/55	0.050	0.182	0.115	0.211	0.332	0.223	0.186	0.160	0.212	0.166	0.098	0.063	1.999
1955/56	0.149	0.135	0.290	0.371	0.163	0.442	0.455	0.622	0.274	0.068	0.041	0.128	3.138
1956/57	0.100	0.233	0.145	0.049	0.118	0.127	0.175	0.298	0.454	0.185	0.037	0.032	1.954
1957/58	0.067	0.090	0.071	0.184	0.215	0.219	0.149	0.186	0.213	0.091	0.060	0.061	1.607
1958/59	0.059	0.159	0.592	0.362	0.136	0.303	0.245	0.462	0.382	0.193	0.073	0.229	3.196
1959/60	0.307	0.315	0.624	0.552	0.545	0.483	0.211	0.155	0.105	0.053	0.029	0.096	3.475
1960/61	0.592	0.386	0.455	0.409	0.234	0.120	0.151	0.291	0.144	0.048	0.054	0.404	3.288
1961/62	0.337	1.539	0.533	0.620	0.794	0.610	0.479	0.414	0.201	0.056	0.032	0.083	5.696
1962/63	0.123	0.105	0.145	0.193	0.141	0.302	0.311	0.176	0.309	0.155	0.055	0.082	2.098
1963/64	0.060	0.200	0.223	0.071	0.264	0.334	0.269	0.156	0.088	0.058	0.035	0.039	1.798
1964/65	0.085	0.091	0.126	0.177	0.142	0.260	0.266	0.156	0.061	0.025	0.020	0.130	1.537
1965/66	0.272	0.382	0.365	0.454	0.580	0.331	0.354	0.324	0.205	0.086	0.036	0.029	3.417
1966/67	0.197	0.468	0.243	0.156	0.154	0.133	0.135	0.139	0.103	0.059	0.033	0.025	1.846
1967/68	0.102	1.760	0.487	0.196	0.239	0.511	0.470	0.308	0.109	0.036	0.035	0.040	4.293
1968/69	0.035	0.098	0.253	0.206	0.161	0.357	0.894	0.400	0.320	0.170	0.055	0.171	3.120
1969/70	0.123	0.093	0.217	0.627	0.355	0.157	0.099	0.097	0.122	0.065	0.028	0.018	2.000
1970/71	0.029	0.107	0.136	0.147	0.156	0.187	0.416	0.841	0.526	0.254	0.095	0.058	2.952
1971/72	0.050	0.159	0.270	0.247	0.492	0.493	0.316	0.259	0.269	0.176	0.074	0.355	3.161
1972/73	0.336	0.408	0.410	0.345	0.342	0.203	0.129	0.156	0.348	0.222	0.082	0.037	3.016
1973/74	0.050	0.076	0.280	0.350	0.399	0.830	0.478	0.198	0.162	0.091	0.155	0.094	3.162
1974/75	0.141	0.225	0.101	0.101	0.194	0.305	0.658	0.819	0.351	0.080	0.143	0.170	3.287
1975/76	0.074	0.246	0.270	0.131	0.230	0.195	0.487	0.383	0.241	0.183	0.179	0.120	2.739
1976/77	0.116	0.156	0.604	0.601	0.451	0.312	0.192	0.723	0.905	0.496	0.212	0.059	4.826
1977/78	0.100	0.077	0.227	0.512	0.550	0.479	0.685	0.583	0.442	0.165	0.036	0.027	3.883
1978/79	0.054	0.083	0.313	0.785	0.747	0.579	0.527	0.450	0.230	0.124	0.059	0.139	4.089
1979/80	0.324	0.337	0.284	0.216	0.332	0.518	0.448	0.637	0.385	0.113	0.055	0.050	3.700
1980/81	0.066	0.208	0.235	0.266	0.226	0.229	0.622	0.443	0.178	0.060	0.038	0.053	2.623
1981/82	0.041	0.020	0.383	0.321	0.245	0.161	0.089	0.151	0.134	0.072	0.034	0.043	1.694
1982/83	0.117	0.324	0.484	0.210	0.073	0.168	0.301	0.194	0.067	0.082	0.366	0.169	2.555
1983/84	0.024	0.061	0.188	0.195	0.241	0.279	0.227	0.542	0.428	0.139	0.024	0.014	2.363
1984/85	0.094	0.702	0.351	0.126	0.310	0.412	0.344	0.396	0.188	0.058	0.037	0.021	3.039
1985/86	0.012	0.095	0.134	0.216	0.246	0.194	0.263	0.216	0.104	0.037	0.025	0.128	1.670
1986/87	0.140	0.068	0.088	0.196	0.377	0.322	0.262	0.161	0.142	0.204	0.102	0.041	2.101
1987/88	0.207	0.252	0.396	0.631	0.426	0.213	1.682	1.008	1.093	0.332	0.065	0.023	6.328
1988/89	0.063	0.076	0.037	0.016	0.114	0.111	0.279	0.396	0.176	0.064	0.045	0.024	1.401
1989/90	0.016	0.209	0.472	0.326	0.119	0.037	0.148	0.287	0.449	0.187	0.044	0.040	2.335
1990/91	0.098	0.149	0.129	0.150	0.260	0.465	1.060	0.554	0.193	0.051	0.025	0.150	3.284
1991/92	0.222	0.266	0.150	0.038	0.027	0.175	0.180	0.229	0.405	0.199	0.074	0.050	2.015
1992/93	0.464	0.244	0.217	0.115	0.076	0.164	0.232	0.532	0.317	0.078	0.024	0.070	2.531
1993/94	0.284	0.209	0.185	0.273	0.259	0.138	0.086	0.116	0.073	0.036	0.026	0.062	1.748
1994/95	0.236	0.208	0.247	0.358	0.320	0.190	0.123	0.165	0.087	0.031	0.077	0.058	2.102
1995/96	0.025	0.137	0.740	0.941	0.673	0.391	0.318	0.241	0.130	0.082	0.052	0.042	3.771
1996/97	0.051	0.208	0.642	1.427	0.356	0.083	0.178	0.552	0.372	0.333	0.280	0.104	4.586
1997/98	0.051	0.453	0.693	0.406	0.183	0.147	0.282	0.296	0.264	0.101	0.036	0.093	3.005
1998/99	0.112	0.132	0.114	0.194	0.239	0.228	0.214	0.183	0.157	0.252	0.115	0.123	2.063
1999/00	0.268	0.379	0.376	0.230	0.103	0.078	0.271	0.262	0.120	0.036	0.018	0.029	2.172
2000/01	0.111	0.279	0.396	0.703	0.410	0.431	0.221	0.072	0.037	0.052	0.059	0.028	2.799
2001/02	0.073	0.127	0.060	0.091	0.105	0.118	0.120	0.253	0.175	0.062	0.108	0.082	1.373
2002/03	0.189	0.322	0.514	0.764	0.964	0.415	0.337	0.524	0.264	0.054	0.060	0.199	4.607
2003/04	0.466	0.480	0.355	0.480	0.496	0.459	0.698	0.635	0.253	0.124	0.073	0.159	4.677
2004/05	0.191	0.172	0.257	0.212	0.123	0.138	0.174	0.192	0.110	0.039	0.019	0.024	1.649
2005/06	0.205	0.479	0.292	0.141	0.301	0.304	0.336	0.197	0.406	0.218	0.045	0.096	3.020

230. Barranco Cañejada

1940/2005
(hm³)

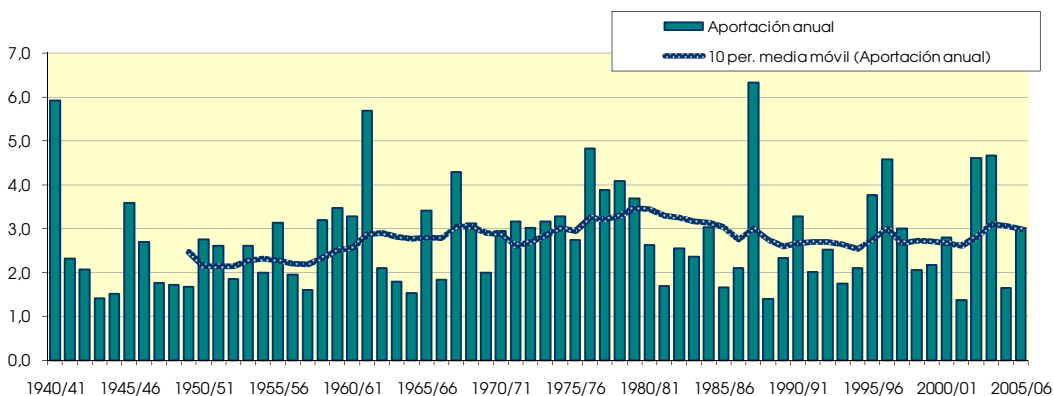
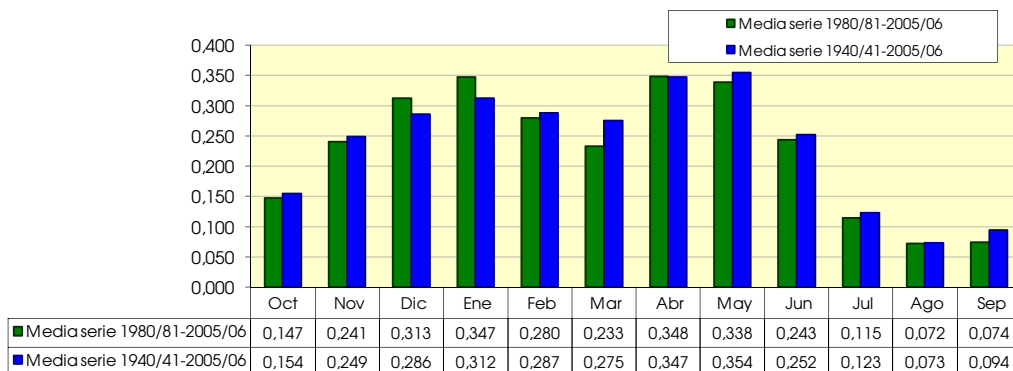
Serie completa

	Oct	Nov	Dic	Ene	Feb	Mar	Abr	May	Jun	Jul	Ago	Sep	Total
Máximo	0,813	1,760	0,740	1,427	0,964	0,830	1,682	1,363	1,093	0,496	0,366	0,404	6,328
Mínimo	0,012	0,020	0,037	0,016	0,027	0,037	0,086	0,072	0,037	0,025	0,018	0,014	1,373
Media	0,154	0,249	0,286	0,312	0,287	0,275	0,347	0,354	0,252	0,123	0,073	0,094	2,808
Percentil 1%	0,014	0,026	0,052	0,030	0,051	0,060	0,088	0,089	0,053	0,029	0,019	0,016	1,392
Percentil 5%	0,024	0,054	0,075	0,073	0,074	0,085	0,121	0,119	0,069	0,036	0,024	0,021	1,526
Percentil 10%	0,032	0,076	0,111	0,107	0,100	0,114	0,132	0,150	0,091	0,042	0,026	0,024	1,660
Percentil 25%	0,056	0,105	0,153	0,151	0,153	0,155	0,178	0,178	0,121	0,058	0,035	0,036	1,965
Percentil 50%	0,107	0,180	0,250	0,214	0,240	0,226	0,268	0,282	0,209	0,084	0,055	0,065	2,621
Desviación típica	0,149	0,283	0,166	0,247	0,197	0,161	0,270	0,245	0,182	0,091	0,063	0,084	1,128
Coef. variación	0,963	1,136	0,581	0,790	0,685	0,585	0,776	0,690	0,722	0,735	0,865	0,890	0,402

1980/2005
(hm³)

Serie para asignación y reserva

	Oct	Nov	Dic	Ene	Feb	Mar	Abr	May	Jun	Jul	Ago	Sep	Total
Máximo	0,466	0,702	0,740	1,427	0,964	0,465	1,682	1,008	1,093	0,333	0,366	0,199	6,328
Mínimo	0,012	0,020	0,037	0,016	0,027	0,037	0,086	0,072	0,037	0,031	0,018	0,014	1,373
Media	0,147	0,241	0,313	0,347	0,280	0,233	0,348	0,338	0,243	0,115	0,072	0,074	2,750
Percentil 1%	0,013	0,030	0,042	0,021	0,039	0,048	0,087	0,083	0,045	0,032	0,018	0,015	1,380
Percentil 5%	0,018	0,063	0,067	0,052	0,074	0,079	0,097	0,125	0,068	0,036	0,020	0,022	1,463
Percentil 10%	0,024	0,072	0,101	0,103	0,089	0,097	0,122	0,156	0,080	0,037	0,024	0,023	1,660
Percentil 25%	0,054	0,133	0,159	0,161	0,120	0,140	0,178	0,193	0,123	0,052	0,028	0,032	2,027
Percentil 50%	0,112	0,209	0,274	0,223	0,246	0,192	0,263	0,258	0,177	0,075	0,045	0,056	2,447
Desviación típica	0,124	0,158	0,193	0,318	0,203	0,128	0,343	0,211	0,211	0,091	0,080	0,052	1,195
Coef. variación	0,841	0,654	0,618	0,916	0,726	0,550	0,986	0,625	0,868	0,790	1,107	0,707	0,435



231. Río Linares bajo

(hm ²)	Oct	Nov	Dic	Ene	Feb	Mar	Abr	May	Jun	Jul	Ago	Sep	Total
1940/41	5.107	4.943	2.658	10.165	12.585	11.973	13.173	13.499	7.115	2.158	1.474	2.745	87.595
1941/42	0.695	2.298	1.975	3.747	2.350	2.954	11.197	3.740	2.460	0.705	0.754	1.394	34.270
1942/43	1.083	1.892	2.564	3.617	3.770	3.222	7.606	2.819	1.467	1.202	0.703	1.123	31.069
1943/44	0.574	1.383	3.007	2.076	1.203	1.373	2.588	2.409	1.920	0.423	0.296	1.722	18.974
1944/45	0.916	1.693	1.565	2.942	2.636	4.036	2.996	1.395	1.072	0.648	1.255	0.737	21.891
1945/46	0.197	1.508	5.267	2.793	1.061	1.811	16.977	17.549	5.042	0.481	0.290	0.260	53.235
1946/47	0.177	0.361	2.338	2.147	11.595	14.291	5.121	5.253	3.362	0.607	0.922	2.516	48.690
1947/48	0.895	0.644	2.230	9.576	4.833	3.023	2.393	2.099	1.590	0.532	0.335	0.244	28.395
1948/49	0.378	0.452	0.736	1.103	0.971	3.434	3.748	3.644	3.990	0.986	0.722	4.773	24.939
1949/50	1.275	1.498	1.182	1.708	3.039	2.790	3.166	6.419	3.082	0.636	0.331	0.231	25.357
1950/51	0.403	0.965	4.255	5.305	4.728	6.797	6.579	4.184	5.236	1.748	0.801	0.763	41.764
1951/52	0.486	3.572	3.357	2.878	2.426	5.018	7.209	3.409	1.677	3.495	1.856	0.951	36.335
1952/53	2.077	1.248	3.228	5.828	3.790	2.339	3.728	2.305	6.571	4.962	0.350	0.154	36.579
1953/54	3.726	1.501	1.890	2.571	6.269	4.918	2.101	6.131	6.061	1.352	0.172	0.110	36.803
1954/55	0.093	1.006	0.776	1.319	9.029	6.854	6.488	1.279	1.213	0.905	1.097	0.789	30.847
1955/56	1.786	2.992	4.248	8.272	5.487	15.787	19.232	22.572	7.432	2.823	1.396	11.578	103.607
1956/57	2.629	3.069	3.572	3.117	3.533	3.582	3.255	4.968	27.879	2.525	2.754	3.196	64.078
1957/58	0.555	0.477	0.782	2.914	5.211	4.204	2.931	1.723	1.718	1.140	0.641	0.565	22.859
1958/59	0.617	0.882	7.066	1.559	0.573	0.957	0.867	1.898	1.834	0.878	1.006	3.167	21.303
1959/60	2.839	4.503	19.261	12.955	14.898	8.576	3.333	1.984	2.474	1.332	0.417	0.454	73.025
1960/61	10.839	18.846	6.577	11.309	4.959	1.127	0.890	1.024	0.952	0.596	1.180	3.273	61.571
1961/62	7.210	11.411	14.249	12.626	11.630	25.459	20.530	18.595	11.245	7.860	1.457	1.941	144.213
1962/63	0.717	0.614	2.195	8.873	4.101	12.314	7.105	1.121	2.140	0.886	0.180	0.286	40.532
1963/64	0.146	0.616	3.797	1.111	4.301	7.344	8.104	1.007	0.341	0.131	0.066	0.073	27.037
1964/65	0.170	0.213	0.904	1.232	2.476	21.645	7.693	2.404	0.510	0.486	0.037	0.243	38.012
1965/66	0.796	12.160	16.819	22.661	24.112	13.675	10.993	3.501	1.660	0.414	0.177	0.087	107.055
1966/67	1.908	35.746	5.483	1.831	4.567	7.466	3.200	1.844	0.776	0.156	0.062	0.047	63.086
1967/68	0.222	23.492	15.534	5.835	8.179	7.460	17.491	6.946	0.260	0.101	0.066	0.076	85.662
1968/69	0.077	0.209	0.613	0.519	1.901	14.578	40.792	18.276	13.200	2.254	0.478	1.752	94.647
1969/70	1.439	0.879	2.397	28.164	9.355	6.916	1.538	0.634	1.360	0.133	2.869	0.088	55.772
1970/71	0.913	0.838	0.856	1.011	0.721	0.835	4.841	16.360	9.117	2.423	1.036	0.868	39.818
1971/72	0.490	0.979	1.251	2.574	12.917	15.207	3.630	1.662	1.119	0.539	0.151	5.582	46.100
1972/73	2.036	1.334	3.532	1.904	1.323	0.787	0.484	0.477	11.748	0.525	0.350	0.213	24.714
1973/74	0.237	0.296	0.765	1.203	1.079	23.800	17.346	4.375	0.590	0.412	0.674	0.352	51.128
1974/75	0.462	0.726	0.531	0.409	0.781	0.900	8.240	8.129	6.224	0.699	0.551	0.637	28.291
1975/76	0.479	1.174	3.919	1.765	7.288	3.401	13.384	1.520	1.695	1.428	1.391	0.653	38.096
1976/77	0.764	2.480	8.571	13.560	7.778	3.716	1.217	3.062	15.624	4.132	1.355	0.650	62.907
1977/78	0.832	0.793	3.069	7.121	17.427	7.509	5.109	12.104	2.216	0.562	0.221	0.216	57.179
1978/79	0.201	0.309	1.260	15.602	18.121	4.019	5.181	1.285	1.025	0.793	0.298	0.765	48.858
1979/80	1.588	1.358	1.203	3.000	3.525	13.020	7.900	11.141	3.515	0.564	0.269	0.182	47.265
1980/81	0.289	0.619	0.913	1.511	1.115	1.343	11.034	6.238	0.553	0.157	0.072	0.111	23.954
1981/82	0.099	0.136	0.940	1.324	1.066	0.665	0.332	2.338	6.951	0.365	0.075	0.081	14.371
1982/83	0.882	1.440	4.781	1.780	0.984	1.283	2.212	1.651	0.290	0.307	0.860	1.494	17.966
1983/84	0.177	0.376	1.055	0.927	0.855	6.417	4.319	9.672	5.772	0.470	0.068	0.047	30.157
1984/85	0.198	4.999	2.517	2.036	6.681	2.695	2.524	5.030	1.343	0.526	0.092	0.073	28.712
1985/86	0.078	0.255	0.350	0.505	1.834	1.750	2.549	1.317	0.350	0.092	0.069	0.261	9.409
1986/87	0.284	0.149	0.187	0.395	1.260	1.109	3.176	0.642	0.420	0.393	0.191	0.076	8.282
1987/88	0.411	0.527	2.049	5.165	4.813	2.226	32.197	29.540	30.187	9.654	1.199	0.704	118.673
1988/89	0.999	1.130	0.223	0.822	0.896	1.132	2.540	2.343	4.257	0.923	0.809	0.595	16.669
1989/90	0.656	1.177	8.098	8.657	2.676	1.005	1.114	1.128	4.146	0.715	0.082	0.097	29.551
1990/91	0.184	0.356	0.351	0.523	1.313	7.881	23.650	2.611	0.856	0.217	0.047	0.351	38.339
1991/92	0.729	0.905	0.754	0.468	0.337	0.560	1.284	0.973	1.825	0.692	0.623	0.466	9.617
1992/93	1.631	1.722	1.902	0.853	0.461	1.690	0.863	8.818	2.377	0.278	0.088	0.164	20.848
1993/94	0.635	1.283	0.843	4.185	1.388	0.798	0.492	0.328	0.180	0.067	0.050	0.115	10.365
1994/95	0.748	1.478	1.465	2.156	1.381	1.732	0.396	0.431	0.175	0.058	0.143	0.109	10.271
1995/96	0.046	0.256	5.065	14.440	9.645	3.619	1.964	1.924	0.409	0.154	0.097	0.079	37.699
1996/97	0.095	0.389	5.722	21.861	4.968	1.068	1.723	4.667	13.250	1.875	2.579	0.471	58.669
1997/98	0.260	4.439	12.540	4.399	4.061	1.705	2.924	3.293	3.880	0.794	0.334	0.311	38.942
1998/99	0.407	0.468	0.554	1.910	1.900	3.364	0.849	0.992	0.328	0.762	0.216	1.499	13.249
1999/00	2.484	2.269	3.335	1.904	2.096	0.872	6.610	3.752	0.666	0.079	0.034	0.055	24.156
2000/01	0.206	0.706	3.454	12.818	7.127	8.996	1.790	0.290	0.070	0.484	0.554	0.312	36.808
2001/02	0.571	1.540	0.640	1.301	1.589	2.294	2.183	3.613	2.732	0.566	1.019	0.906	18.954
2002/03	0.505	1.774	6.745	8.430	22.268	14.711	12.828	20.145	4.016	0.102	0.112	2.963	94.598
2003/04	7.654	18.937	23.324	12.425	11.521	17.440	20.120	8.872	8.878	2.202	1.676	1.789	134.839
2004/05	0.599	1.345	2.757	2.575	3.322	3.317	3.440	1.612	0.691	0.359	0.172	0.256	20.444
2005/06	1.645	6.812	3.231	4.104	2.096	11.834	6.499	5.163	5.034	1.917	0.128	0.597	49.057

231. Río Linares bajo

1940/2005
(hm³)

Serie completa

	Oct	Nov	Dic	Ene	Feb	Mar	Abr	May	Jun	Jul	Ago	Sep	Total
Máximo	10,839	35,746	23,324	28,164	24,112	25,459	40,792	29,540	30,187	9,654	2,869	11,578	144,213
Mínimo	0,046	0,136	0,187	0,395	0,337	0,560	0,332	0,290	0,070	0,058	0,034	0,047	8,282
Media	1,220	3,134	3,928	5,248	5,215	6,070	6,969	5,335	4,214	1,195	0,634	1,052	44,214

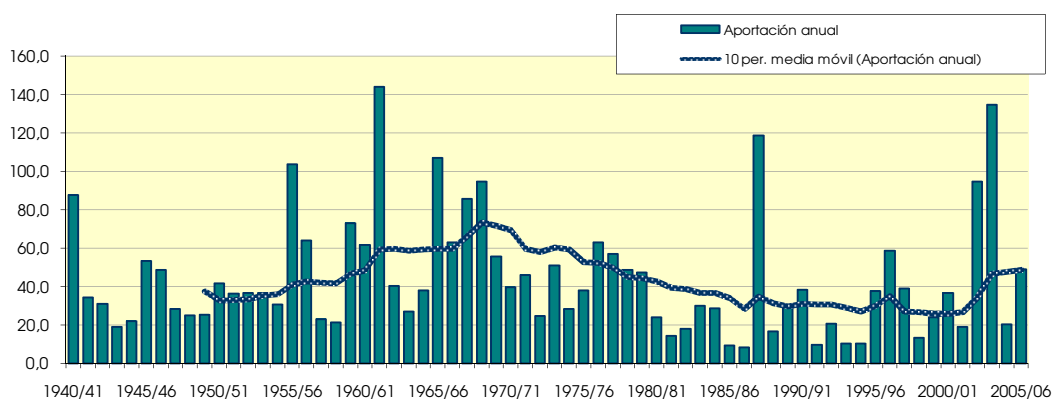
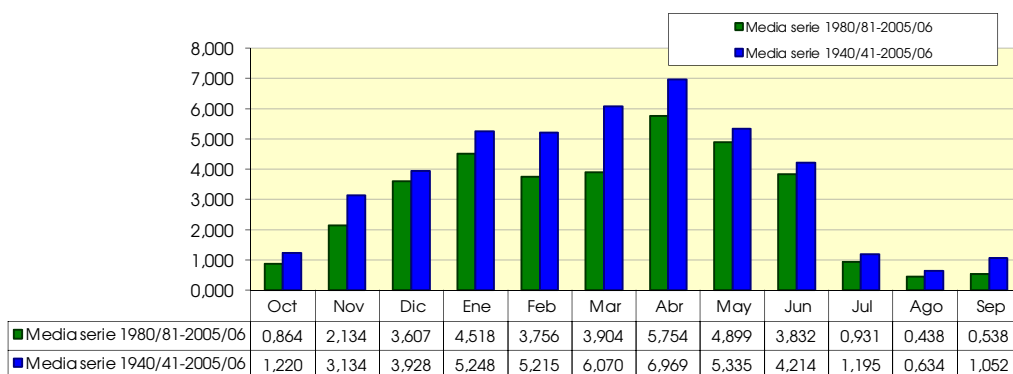
Percentil 1%	0,066	0,144	0,210	0,404	0,417	0,628	0,374	0,315	0,138	0,064	0,036	0,047	9,014
Percentil 5%	0,094	0,223	0,396	0,508	0,736	0,807	0,581	0,516	0,268	0,094	0,053	0,073	10,294
Percentil 10%	0,158	0,302	0,627	0,837	0,934	0,929	0,878	0,983	0,345	0,132	0,067	0,078	15,520
Percentil 25%	0,243	0,614	0,920	1,371	1,337	1,694	2,190	1,543	0,880	0,398	0,131	0,156	24,005
Percentil 50%	0,608	1,213	2,457	2,684	3,529	3,508	3,679	2,940	2,030	0,622	0,343	0,460	36,805
Desviación típica	1,890	6,087	4,718	5,886	5,316	6,021	7,782	6,140	5,699	1,673	0,668	1,748	30,457
Coef. variación	1,550	1,942	1,201	1,122	1,019	0,992	1,117	1,151	1,352	1,401	1,054	1,662	0,689

1980/2005
(hm³)

Serie para asignación y reserva

	Oct	Nov	Dic	Ene	Feb	Mar	Abr	May	Jun	Jul	Ago	Sep	Total
Máximo	7,654	18,937	23,324	21,861	22,268	17,440	32,197	29,540	30,187	9,654	2,579	2,963	134,839
Mínimo	0,046	0,136	0,187	0,395	0,337	0,560	0,332	0,290	0,070	0,058	0,034	0,047	8,282
Media	0,864	2,134	3,607	4,518	3,756	3,904	5,754	4,899	3,832	0,931	0,438	0,538	35,177

Percentil 1%	0,054	0,139	0,196	0,413	0,368	0,586	0,348	0,299	0,096	0,061	0,037	0,049	8,564
Percentil 5%	0,082	0,175	0,254	0,477	0,559	0,698	0,420	0,354	0,176	0,070	0,048	0,060	9,461
Percentil 10%	0,097	0,256	0,350	0,514	0,876	0,835	0,671	0,537	0,235	0,085	0,059	0,075	9,944
Percentil 25%	0,200	0,409	0,776	1,021	1,151	1,115	1,393	1,175	0,412	0,172	0,077	0,100	14,946
Percentil 50%	0,458	1,153	1,976	1,973	1,867	1,741	2,532	2,477	1,584	0,432	0,135	0,286	24,055
Desviación típica	1,498	3,785	4,971	5,424	4,747	4,576	8,013	6,596	6,255	1,871	0,612	0,692	32,908
Coef. variación	1,733	1,773	1,378	1,200	1,264	1,172	1,392	1,346	1,632	2,010	1,398	1,286	0,936



232. Río Manzano

(hm ²)	Oct	Nov	Dic	Ene	Feb	Mar	Abr	May	Jun	Jul	Ago	Sep	Total
1940/41	0,362	0,391	0,235	0,651	0,852	0,728	1,136	1,269	0,738	0,491	0,324	0,266	7,445
1941/42	0,217	0,158	0,107	0,091	0,079	0,104	0,635	0,360	0,240	0,161	0,126	0,107	2,384
1942/43	0,087	0,073	0,076	0,073	0,056	0,069	0,202	0,104	0,078	0,080	0,085	0,087	1,070
1943/44	0,085	0,074	0,113	0,082	0,071	0,062	0,057	0,159	0,129	0,091	0,078	0,095	1,097
1944/45	0,093	0,072	0,071	0,097	0,089	0,083	0,068	0,054	0,054	0,064	0,065	0,053	0,863
1945/46	0,040	0,069	0,253	0,162	0,121	0,113	0,510	0,997	0,679	0,398	0,249	0,164	3,756
1946/47	0,111	0,079	0,101	0,083	0,808	0,480	0,283	0,254	0,163	0,113	0,095	0,103	2,673
1947/48	0,085	0,060	0,072	0,636	0,230	0,195	0,150	0,138	0,102	0,075	0,067	0,057	1,865
1948/49	0,048	0,041	0,050	0,053	0,051	0,080	0,072	0,153	0,123	0,105	0,085	0,221	1,082
1949/50	0,179	0,167	0,154	0,096	0,162	0,091	0,076	0,141	0,097	0,076	0,063	0,049	1,351
1950/51	0,042	0,042	0,157	0,296	0,565	0,478	0,527	0,458	0,519	0,319	0,200	0,134	3,737
1951/52	0,107	0,202	0,228	0,192	0,159	0,226	0,304	0,195	0,134	0,151	0,123	0,090	2,111
1952/53	0,067	0,057	0,064	0,058	0,054	0,049	0,076	0,065	0,630	0,349	0,219	0,141	1,828
1953/54	0,303	0,250	0,169	0,121	0,111	0,253	0,162	0,266	0,199	0,159	0,109	0,078	2,182
1954/55	0,059	0,183	0,103	0,239	0,282	0,172	0,234	0,209	0,156	0,121	0,098	0,078	1,936
1955/56	0,085	0,083	0,252	0,355	0,176	1,036	0,509	1,841	0,578	0,343	0,217	0,181	5,655
1956/57	0,129	0,112	0,086	0,063	0,070	0,063	0,064	0,156	0,136	0,122	0,095	0,074	1,170
1957/58	0,062	0,052	0,046	0,065	0,075	0,127	0,092	0,082	0,109	0,083	0,069	0,066	0,928
1958/59	0,060	0,056	0,199	0,173	0,116	0,123	0,121	0,157	0,186	0,211	0,145	0,265	1,811
1959/60	0,198	0,157	0,405	0,640	0,936	0,966	0,430	0,264	0,176	0,121	0,090	0,074	4,457
1960/61	0,619	0,402	0,515	0,641	0,312	0,198	0,163	0,150	0,122	0,100	0,085	0,251	3,559
1961/62	0,202	3,680	0,911	0,890	1,273	1,902	2,024	0,793	0,487	0,298	0,198	0,167	12,824
1962/63	0,167	0,147	0,147	0,198	0,255	0,311	0,304	0,183	0,192	0,162	0,114	0,091	2,272
1963/64	0,072	0,090	0,187	0,118	0,800	0,402	0,296	0,205	0,242	0,149	0,108	0,091	2,760
1964/65	0,080	0,070	0,089	0,119	0,227	0,586	0,277	0,178	0,118	0,082	0,062	0,058	1,945
1965/66	0,090	0,400	0,295	0,614	0,975	0,411	0,865	0,420	0,299	0,199	0,137	0,101	4,806
1966/67	0,117	0,292	0,153	0,112	0,117	0,082	0,076	0,066	0,059	0,056	0,054	0,048	1,233
1967/68	0,048	1,968	0,604	0,353	0,256	0,359	0,703	0,384	0,250	0,162	0,117	0,085	5,288
1968/69	0,063	0,123	0,363	0,258	0,269	0,752	1,091	0,581	0,534	0,311	0,200	0,223	4,769
1969/70	0,183	0,129	0,120	0,554	0,241	0,158	0,112	0,086	0,078	0,075	0,065	0,051	1,853
1970/71	0,040	0,037	0,046	0,070	0,063	0,079	0,284	0,646	0,485	0,314	0,209	0,143	2,416
1971/72	0,094	0,084	0,083	0,133	0,501	0,290	0,170	0,129	0,101	0,081	0,068	0,252	1,987
1972/73	0,239	0,317	0,532	0,388	0,220	0,138	0,104	0,092	0,143	0,189	0,187	0,128	2,678
1973/74	0,093	0,090	0,179	0,201	0,301	0,848	0,586	0,338	0,214	0,142	0,114	0,088	3,195
1974/75	0,071	0,112	0,084	0,062	0,072	0,114	0,322	0,598	0,317	0,200	0,170	0,136	2,257
1975/76	0,094	0,075	0,107	0,103	0,172	0,113	0,403	0,275	0,219	0,152	0,115	0,085	1,915
1976/77	0,116	0,145	0,807	1,666	1,154	0,764	0,511	1,159	1,506	0,828	0,484	0,290	9,431
1977/78	0,212	0,153	0,205	0,323	0,472	0,247	0,333	0,265	0,189	0,134	0,096	0,073	2,702
1978/79	0,058	0,046	0,224	0,864	1,040	0,534	0,461	0,506	0,323	0,208	0,140	0,101	4,504
1979/80	0,192	0,140	0,115	0,129	0,293	0,405	0,316	0,838	0,493	0,305	0,199	0,139	3,565
1980/81	0,100	0,106	0,085	0,070	0,084	0,082	0,536	0,280	0,183	0,119	0,084	0,064	1,791
1981/82	0,051	0,042	0,433	0,172	0,184	0,131	0,095	0,134	0,101	0,083	0,070	0,066	1,562
1982/83	0,070	0,162	0,148	0,096	0,077	0,068	0,123	0,083	0,068	0,085	0,341	0,178	1,499
1983/84	0,109	0,087	0,100	0,090	0,169	0,184	0,112	0,563	0,443	0,245	0,149	0,094	2,346
1984/85	0,068	0,526	0,288	0,220	0,505	0,252	0,362	0,393	0,234	0,153	0,116	0,091	3,207
1985/86	0,063	0,060	0,071	0,157	0,341	0,162	0,307	0,219	0,144	0,099	0,080	0,133	1,837
1986/87	0,115	0,087	0,070	0,197	0,379	0,185	0,173	0,124	0,084	0,073	0,070	0,064	1,623
1987/88	0,130	0,131	0,320	0,837	0,541	0,297	2,718	2,173	2,914	1,267	0,736	0,430	12,492
1988/89	0,258	0,172	0,113	0,074	0,115	0,111	0,244	0,239	0,144	0,100	0,086	0,074	1,730
1989/90	0,056	0,106	0,488	0,312	0,184	0,116	0,112	0,109	0,118	0,094	0,076	0,064	1,834
1990/91	0,083	0,087	0,087	0,088	0,356	0,367	1,031	0,530	0,322	0,197	0,132	0,123	3,404
1991/92	0,151	0,135	0,094	0,066	0,049	0,047	0,051	0,076	0,173	0,125	0,088	0,077	1,133
1992/93	0,175	0,141	0,146	0,090	0,067	0,085	0,103	0,360	0,181	0,122	0,085	0,073	1,628
1993/94	0,224	0,142	0,110	0,142	0,126	0,085	0,067	0,073	0,066	0,064	0,066	0,062	1,229
1994/95	0,189	0,126	0,126	0,124	0,129	0,089	0,074	0,083	0,076	0,069	0,120	0,093	1,299
1995/96	0,064	0,068	0,656	0,812	0,569	0,466	0,393	0,353	0,234	0,153	0,117	0,087	3,971
1996/97	0,062	0,085	0,425	1,194	0,606	0,355	0,352	0,765	0,530	0,589	0,447	0,291	5,702
1997/98	0,187	0,414	0,715	0,377	0,275	0,175	0,327	0,347	0,341	0,228	0,148	0,126	3,660
1998/99	0,099	0,075	0,059	0,145	0,111	0,146	0,197	0,165	0,147	0,165	0,116	0,142	1,565
1999/00	0,358	0,205	0,185	0,133	0,094	0,075	0,292	0,189	0,129	0,088	0,066	0,055	1,869
2000/01	0,086	0,264	0,381	0,919	0,363	0,830	0,352	0,218	0,145	0,108	0,091	0,072	3,830
2001/02	0,075	0,064	0,053	0,057	0,064	0,064	0,090	0,207	0,157	0,113	0,157	0,112	1,212
2002/03	0,157	0,284	0,345	0,920	1,156	0,723	0,811	0,980	0,656	0,395	0,249	0,249	6,926
2003/04	0,636	0,672	0,409	0,378	0,508	0,614	1,404	1,386	0,838	0,486	0,293	0,227	7,851
2004/05	0,211	0,139	0,113	0,085	0,073	0,062	0,068	0,099	0,095	0,075	0,060	0,051	1,130
2005/06	0,112	0,230	0,214	0,146	0,388	0,241	0,170	0,151	0,257	0,205	0,137	0,149	2,401

232. Río Manzano

1940/2005
(hm³)

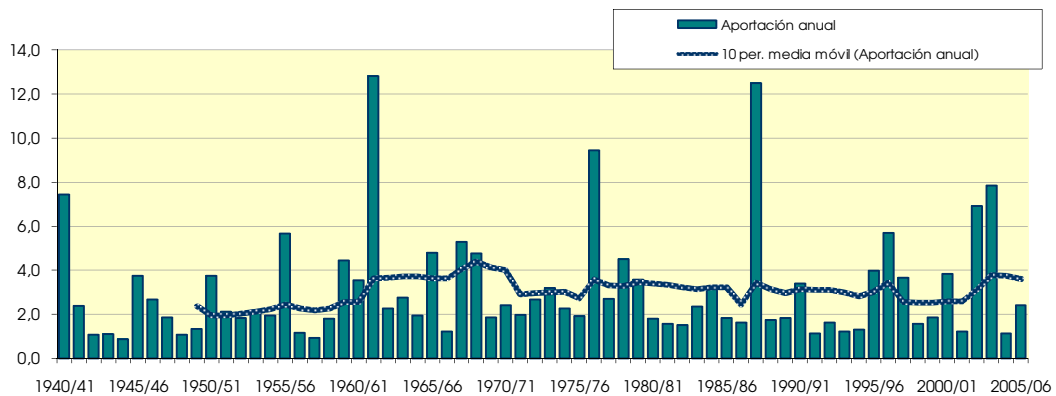
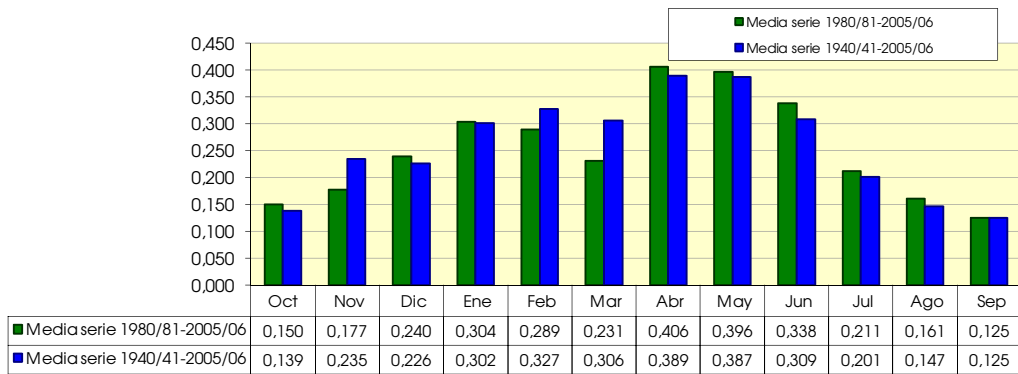
Serie completa

	Oct	Nov	Dic	Ene	Feb	Mar	Abr	May	Jun	Jul	Ago	Sep	Total
Máximo	0,636	3,680	0,911	1,666	1,273	1,902	2,718	2,173	2,914	1,267	0,736	0,430	12,824
Mínimo	0,040	0,037	0,046	0,053	0,049	0,047	0,051	0,054	0,054	0,056	0,054	0,048	0,863
Media	0,139	0,235	0,226	0,302	0,327	0,306	0,389	0,387	0,309	0,201	0,147	0,125	3,092
Percentil 1%	0,040	0,040	0,046	0,055	0,050	0,048	0,055	0,061	0,057	0,061	0,058	0,048	0,905
Percentil 5%	0,048	0,043	0,054	0,062	0,058	0,062	0,067	0,074	0,070	0,070	0,063	0,052	1,086
Percentil 10%	0,057	0,056	0,071	0,068	0,068	0,069	0,073	0,083	0,081	0,075	0,066	0,057	1,151
Percentil 25%	0,069	0,074	0,090	0,090	0,098	0,090	0,112	0,139	0,123	0,092	0,084	0,073	1,624
Percentil 50%	0,096	0,124	0,151	0,151	0,223	0,179	0,283	0,219	0,182	0,145	0,115	0,093	2,219
Desviación típica	0,114	0,500	0,195	0,325	0,313	0,321	0,460	0,420	0,406	0,193	0,114	0,076	2,472
Coef. variación	0,823	2,132	0,863	1,075	0,956	1,049	1,182	1,086	1,316	0,961	0,776	0,612	0,799

1980/2005
(hm³)

Serie para asignación y reserva

	Oct	Nov	Dic	Ene	Feb	Mar	Abr	May	Jun	Jul	Ago	Sep	Total
Máximo	0,636	0,672	0,715	1,194	1,156	0,830	2,718	2,173	2,914	1,267	0,736	0,430	12,492
Mínimo	0,051	0,042	0,053	0,057	0,049	0,047	0,051	0,073	0,066	0,064	0,060	0,051	1,130
Media	0,150	0,177	0,240	0,304	0,289	0,231	0,406	0,396	0,338	0,211	0,161	0,125	3,028
Percentil 1%	0,052	0,046	0,054	0,059	0,053	0,050	0,055	0,074	0,067	0,066	0,061	0,052	1,131
Percentil 5%	0,057	0,061	0,062	0,067	0,064	0,062	0,067	0,078	0,070	0,070	0,066	0,057	1,153
Percentil 10%	0,062	0,066	0,071	0,072	0,070	0,066	0,071	0,083	0,080	0,074	0,068	0,063	1,221
Percentil 25%	0,071	0,087	0,096	0,090	0,098	0,085	0,105	0,127	0,121	0,090	0,081	0,067	1,563
Percentil 50%	0,111	0,133	0,147	0,145	0,184	0,154	0,220	0,219	0,165	0,120	0,116	0,092	1,835
Desviación típica	0,124	0,151	0,189	0,332	0,253	0,212	0,570	0,476	0,559	0,252	0,150	0,088	2,629
Coef. variación	0,827	0,849	0,790	1,092	0,875	0,917	1,404	1,203	1,655	1,191	0,935	0,706	0,868



233. Río Añamaza (aguas abajo de toma trasvase)

(hm ²)	Oct	Nov	Dic	Ene	Feb	Mar	Abr	May	Jun	Jul	Ago	Sep	Total
1940/41	1,022	1,123	0,690	1,624	1,982	1,845	2,840	3,306	2,179	1,457	0,951	0,777	19,795
1941/42	0,628	0,451	0,318	0,268	0,233	0,285	1,513	1,107	0,715	0,469	0,361	0,315	6,664
1942/43	0,259	0,226	0,233	0,221	0,174	0,191	0,443	0,324	0,235	0,271	0,279	0,264	3,120
1943/44	0,255	0,221	0,328	0,260	0,224	0,199	0,178	0,393	0,385	0,277	0,229	0,293	3,243
1944/45	0,285	0,217	0,223	0,319	0,290	0,259	0,216	0,171	0,177	0,207	0,202	0,158	2,724
1945/46	0,121	0,228	0,660	0,541	0,378	0,321	1,474	2,882	2,063	1,158	0,711	0,467	11,003
1946/47	0,317	0,226	0,270	0,245	1,606	1,261	0,824	0,691	0,495	0,331	0,279	0,328	6,873
1947/48	0,265	0,183	0,228	1,225	0,720	0,555	0,422	0,398	0,312	0,219	0,193	0,167	4,886
1948/49	0,142	0,123	0,162	0,172	0,159	0,230	0,228	0,396	0,393	0,334	0,261	0,646	3,246
1949/50	0,565	0,458	0,403	0,288	0,370	0,277	0,231	0,369	0,306	0,226	0,183	0,140	3,817
1950/51	0,124	0,124	0,385	0,742	1,200	1,207	1,475	1,343	1,374	0,948	0,586	0,399	9,908
1951/52	0,334	0,507	0,651	0,580	0,459	0,613	0,823	0,609	0,405	0,459	0,388	0,270	6,098
1952/53	0,198	0,170	0,198	0,204	0,181	0,152	0,223	0,209	1,490	1,076	0,639	0,404	5,144
1953/54	0,803	0,743	0,503	0,373	0,325	0,647	0,518	0,660	0,646	0,500	0,320	0,222	6,260
1954/55	0,171	0,428	0,310	0,543	0,731	0,555	0,591	0,570	0,478	0,386	0,303	0,230	5,295
1955/56	0,251	0,246	0,600	0,837	0,549	2,277	1,517	3,853	1,731	0,988	0,616	0,526	13,990
1956/57	0,384	0,328	0,257	0,184	0,196	0,190	0,187	0,366	0,419	0,373	0,280	0,220	3,383
1957/58	0,187	0,157	0,135	0,219	0,242	0,343	0,298	0,257	0,312	0,258	0,205	0,200	2,813
1958/59	0,183	0,168	0,643	0,580	0,353	0,391	0,403	0,492	0,581	0,626	0,443	0,682	5,544
1959/60	0,582	0,474	0,954	1,397	2,035	2,328	1,281	0,770	0,512	0,348	0,257	0,214	11,149
1960/61	1,184	1,023	1,218	1,484	0,905	0,568	0,467	0,455	0,376	0,296	0,249	0,697	8,923
1961/62	0,624	7,020	2,556	2,222	3,032	4,343	4,635	2,281	1,398	0,849	0,561	0,482	30,003
1962/63	0,511	0,448	0,413	0,590	0,758	0,851	0,819	0,557	0,544	0,477	0,330	0,281	6,580
1963/64	0,223	0,252	0,501	0,372	1,436	1,069	0,871	0,613	0,605	0,430	0,310	0,256	6,937
1964/65	0,227	0,204	0,268	0,334	0,550	1,240	0,796	0,520	0,345	0,238	0,180	0,173	5,074
1965/66	0,273	0,843	0,726	1,248	2,072	1,250	1,903	1,215	0,866	0,578	0,391	0,289	11,655
1966/67	0,301	0,641	0,458	0,324	0,305	0,245	0,219	0,199	0,177	0,165	0,157	0,140	3,329
1967/68	0,148	3,757	1,790	1,018	0,696	0,959	1,677	1,144	0,726	0,463	0,337	0,248	12,964
1968/69	0,183	0,318	0,790	0,663	0,650	1,485	2,618	1,726	1,409	0,935	0,596	0,663	12,036
1969/70	0,572	0,393	0,338	1,165	0,728	0,472	0,332	0,253	0,245	0,232	0,192	0,150	5,072
1970/71	0,117	0,117	0,150	0,224	0,195	0,200	0,627	1,466	1,384	0,942	0,613	0,413	6,447
1971/72	0,271	0,249	0,251	0,369	1,010	0,772	0,515	0,374	0,299	0,240	0,201	0,721	5,272
1972/73	0,706	0,793	1,177	1,000	0,638	0,396	0,296	0,270	0,424	0,541	0,526	0,374	7,141
1973/74	0,271	0,283	0,423	0,485	0,672	1,929	1,603	1,002	0,618	0,407	0,330	0,259	8,280
1974/75	0,205	0,327	0,265	0,185	0,203	0,299	0,697	1,389	0,974	0,599	0,493	0,414	6,050
1975/76	0,281	0,226	0,333	0,312	0,428	0,356	1,020	0,858	0,617	0,446	0,343	0,256	5,477
1976/77	0,322	0,403	1,847	3,903	3,048	2,193	1,486	3,001	4,023	2,464	1,392	0,822	24,906
1977/78	0,599	0,438	0,488	0,848	1,106	0,733	0,911	0,807	0,574	0,398	0,277	0,210	7,389
1978/79	0,166	0,130	0,498	1,812	2,322	1,531	1,315	1,392	0,961	0,602	0,402	0,290	11,422
1979/80	0,502	0,432	0,340	0,343	0,676	0,964	0,886	2,010	1,440	0,897	0,574	0,399	9,463
1980/81	0,285	0,298	0,255	0,205	0,226	0,227	1,171	0,845	0,543	0,344	0,241	0,188	4,829
1981/82	0,148	0,121	0,852	0,530	0,507	0,387	0,277	0,378	0,318	0,258	0,218	0,203	4,197
1982/83	0,225	0,400	0,411	0,294	0,218	0,193	0,304	0,254	0,208	0,247	0,789	0,538	4,082
1983/84	0,317	0,255	0,285	0,255	0,371	0,441	0,337	1,301	1,185	0,727	0,427	0,266	6,167
1984/85	0,198	1,157	0,884	0,640	1,065	0,720	0,883	1,020	0,701	0,448	0,336	0,260	8,313
1985/86	0,180	0,176	0,205	0,406	0,736	0,494	0,777	0,640	0,429	0,286	0,231	0,383	4,942
1986/87	0,363	0,275	0,218	0,476	0,811	0,544	0,480	0,367	0,246	0,214	0,208	0,187	4,388
1987/88	0,353	0,392	0,741	1,898	1,470	0,872	6,029	5,475	7,233	3,723	2,099	1,210	31,495
1988/89	0,731	0,505	0,335	0,212	0,279	0,303	0,571	0,622	0,435	0,290	0,248	0,213	4,743
1989/90	0,161	0,276	1,051	0,850	0,548	0,336	0,311	0,358	0,375	0,290	0,226	0,190	4,973
1990/91	0,237	0,253	0,250	0,243	0,761	0,936	2,334	1,582	0,951	0,565	0,377	0,354	8,842
1991/92	0,432	0,398	0,286	0,194	0,143	0,137	0,150	0,226	0,464	0,382	0,259	0,227	3,297
1992/93	0,504	0,446	0,395	0,272	0,198	0,247	0,301	0,801	0,561	0,357	0,245	0,222	4,549
1993/94	0,559	0,446	0,330	0,353	0,337	0,255	0,194	0,216	0,201	0,190	0,194	0,187	3,462
1994/95	0,455	0,393	0,346	0,336	0,342	0,264	0,219	0,252	0,241	0,210	0,369	0,298	3,725
1995/96	0,193	0,208	1,339	1,994	1,650	1,314	1,092	0,992	0,694	0,446	0,348	0,260	10,532
1996/97	0,180	0,255	0,990	2,873	1,849	1,035	1,031	1,905	1,557	1,681	1,290	0,847	15,494
1997/98	0,542	0,962	1,657	1,122	0,778	0,507	0,789	0,937	0,938	0,670	0,427	0,357	9,684
1998/99	0,294	0,225	0,173	0,343	0,318	0,390	0,513	0,467	0,414	0,481	0,365	0,412	4,397
1999/00	0,761	0,574	0,502	0,387	0,275	0,210	0,638	0,561	0,392	0,259	0,190	0,158	4,906
2000/01	0,280	0,594	0,825	1,915	1,092	1,793	1,044	0,627	0,412	0,309	0,264	0,207	9,362
2001/02	0,208	0,198	0,158	0,152	0,165	0,175	0,279	0,614	0,519	0,348	0,451	0,354	3,620
2002/03	0,394	0,611	0,792	1,883	2,969	2,163	2,109	3,058	2,029	1,156	0,709	0,711	18,584
2003/04	1,465	1,763	1,260	1,033	1,198	1,770	3,681	3,894	2,474	1,394	0,831	0,668	21,432
2004/05	0,611	0,417	0,335	0,252	0,210	0,181	0,196	0,340	0,315	0,225	0,174	0,161	3,417
2005/06	0,273	0,645	0,627	0,444	0,882	0,683	0,504	0,430	0,687	0,633	0,413	0,563	6,786

233. Río Añamaza (aguas abajo de toma trasvase)

1940/2005
(hm³)

Serie completa

	Oct	Nov	Dic	Ene	Feb	Mar	Abr	May	Jun	Jul	Ago	Sep	Total
Máximo	1,465	7,020	2,556	3,903	3,048	4,343	6,029	5,475	7,233	3,723	2,099	1,210	31,495
Mínimo	0,117	0,117	0,135	0,152	0,143	0,137	0,150	0,171	0,177	0,165	0,157	0,140	2,724
Media	0,380	0,566	0,583	0,747	0,807	0,796	0,994	1,043	0,875	0,595	0,425	0,365	8,176

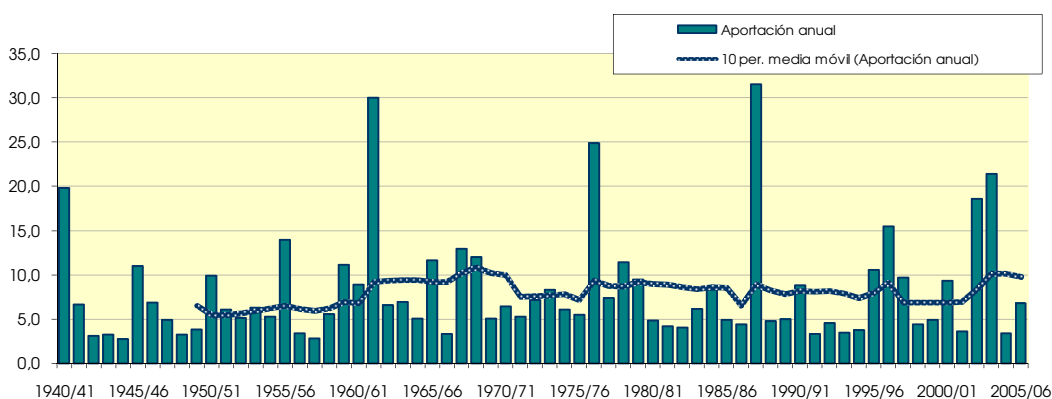
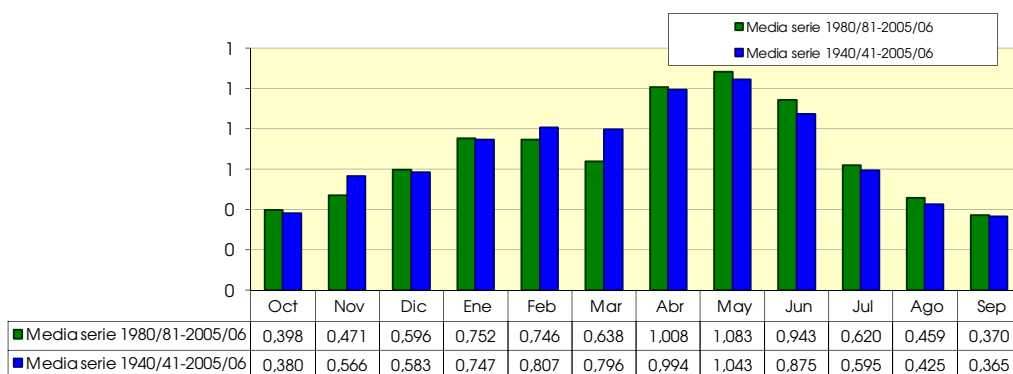
Percentil 1%	0,119	0,119	0,144	0,165	0,153	0,147	0,168	0,189	0,177	0,181	0,168	0,140	2,782
Percentil 5%	0,144	0,126	0,165	0,187	0,176	0,183	0,194	0,219	0,215	0,211	0,185	0,158	3,244
Percentil 10%	0,163	0,169	0,212	0,209	0,197	0,196	0,219	0,253	0,246	0,225	0,194	0,170	3,356
Percentil 25%	0,200	0,226	0,269	0,269	0,282	0,268	0,306	0,375	0,378	0,279	0,242	0,213	4,435
Percentil 50%	0,283	0,360	0,407	0,425	0,594	0,525	0,667	0,624	0,544	0,418	0,333	0,285	6,133
Desviación típica	0,259	0,952	0,469	0,724	0,727	0,751	1,057	1,054	1,041	0,567	0,321	0,216	6,122
Coef. variación	0,681	1,682	0,804	0,969	0,901	0,943	1,064	1,010	1,189	0,953	0,755	0,591	0,749

1980/2005
(hm³)

Serie para asignación y reserva

	Oct	Nov	Dic	Ene	Feb	Mar	Abr	May	Jun	Jul	Ago	Sep	Total
Máximo	1,465	1,763	1,657	2,873	2,969	2,163	6,029	5,475	7,233	3,723	2,099	1,210	31,495
Mínimo	0,148	0,121	0,158	0,152	0,143	0,137	0,150	0,216	0,201	0,190	0,174	0,158	3,297
Media	0,398	0,471	0,596	0,752	0,746	0,638	1,008	1,083	0,943	0,620	0,459	0,370	8,085

Percentil 1%	0,151	0,134	0,162	0,163	0,148	0,147	0,161	0,219	0,203	0,195	0,178	0,159	3,327
Percentil 5%	0,165	0,181	0,181	0,197	0,173	0,176	0,194	0,232	0,216	0,211	0,191	0,168	3,428
Percentil 10%	0,180	0,203	0,212	0,209	0,204	0,187	0,208	0,253	0,244	0,219	0,201	0,187	3,541
Percentil 25%	0,212	0,255	0,285	0,259	0,276	0,249	0,302	0,369	0,379	0,266	0,234	0,204	4,245
Percentil 50%	0,306	0,395	0,403	0,396	0,528	0,416	0,542	0,624	0,492	0,353	0,342	0,263	4,924
Desviación típica	0,279	0,355	0,409	0,739	0,663	0,558	1,300	1,251	1,400	0,735	0,420	0,252	6,737
Coef. variación	0,700	0,753	0,687	0,982	0,888	0,875	1,290	1,155	1,484	1,185	0,916	0,681	0,833



236. Río Añamaza bajo

(hm ²)	Oct	Nov	Dic	Ene	Feb	Mar	Abr	May	Jun	Jul	Ago	Sep	Total
1940/41	1,805	1,424	0,884	1,996	2,440	2,247	3,562	4,234	2,782	1,865	1,217	1,056	25,512
1941/42	0,808	0,574	0,405	0,336	0,294	0,347	1,855	1,395	0,910	0,601	0,462	0,402	8,390
1942/43	0,328	0,286	0,288	0,272	0,218	0,236	0,523	0,408	0,299	0,336	0,349	0,339	3,882
1943/44	0,325	0,283	0,401	0,327	0,279	0,249	0,222	0,467	0,476	0,352	0,294	0,383	4,057
1944/45	0,363	0,275	0,277	0,391	0,360	0,320	0,271	0,215	0,220	0,260	0,256	0,201	3,409
1945/46	0,153	0,285	0,769	0,671	0,475	0,398	2,095	4,010	2,635	1,491	0,919	0,605	14,505
1946/47	0,409	0,291	0,335	0,311	1,826	1,539	1,039	0,860	0,627	0,422	0,357	0,409	8,424
1947/48	0,334	0,231	0,278	1,361	0,892	0,691	0,529	0,496	0,394	0,279	0,248	0,214	5,946
1948/49	0,181	0,157	0,199	0,213	0,200	0,281	0,282	0,470	0,487	0,418	0,330	0,819	4,038
1949/50	0,714	0,568	0,500	0,366	0,444	0,350	0,292	0,447	0,385	0,288	0,235	0,181	4,771
1950/51	0,157	0,158	0,454	0,873	1,387	1,451	1,907	1,703	1,715	1,210	0,751	0,508	12,274
1951/52	0,419	0,604	0,804	0,724	0,572	0,748	1,000	0,766	0,515	0,565	0,490	0,344	7,553
1952/53	0,253	0,216	0,243	0,250	0,223	0,190	0,272	0,262	1,844	1,365	0,820	0,520	6,459
1953/54	1,185	0,953	0,645	0,473	0,406	0,791	0,650	0,792	0,815	0,628	0,408	0,284	8,030
1954/55	0,218	0,503	0,396	0,641	0,872	0,688	0,715	0,702	0,599	0,485	0,383	0,293	6,496
1955/56	0,316	0,308	0,696	0,983	0,695	2,674	1,912	4,399	2,205	1,268	0,792	0,664	16,912
1956/57	0,488	0,413	0,326	0,234	0,244	0,239	0,235	0,436	0,531	0,474	0,359	0,281	4,259
1957/58	0,238	0,199	0,172	0,277	0,302	0,414	0,374	0,324	0,383	0,326	0,262	0,254	3,523
1958/59	0,233	0,214	0,796	0,719	0,446	0,494	0,500	0,631	0,757	0,779	0,563	0,836	6,969
1959/60	0,737	0,599	1,110	1,622	2,354	2,749	1,631	0,983	0,653	0,445	0,330	0,273	13,486
1960/61	1,431	1,260	1,485	1,793	1,160	0,729	0,591	0,570	0,476	0,377	0,319	0,879	11,070
1961/62	0,792	7,914	3,243	2,760	3,678	5,062	5,457	2,936	1,796	1,092	0,723	0,615	36,067
1962/63	0,693	0,569	0,514	0,777	0,955	1,049	1,010	0,707	0,728	0,611	0,425	0,356	8,394
1963/64	0,282	0,311	0,606	0,469	1,606	1,325	1,100	0,780	0,746	0,552	0,399	0,328	8,504
1964/65	0,290	0,261	0,332	0,409	0,660	1,444	1,005	0,663	0,443	0,305	0,231	0,220	6,262
1965/66	0,358	0,980	0,889	1,460	2,422	1,584	2,248	1,546	1,102	0,740	0,502	0,371	14,200
1966/67	0,377	0,770	0,584	0,412	0,381	0,312	0,278	0,252	0,225	0,212	0,201	0,179	4,182
1967/68	0,188	4,581	2,299	1,314	0,890	1,246	2,042	1,469	0,933	0,597	0,432	0,317	16,307
1968/69	0,235	0,385	0,909	0,804	0,790	1,706	3,194	2,190	1,760	1,190	0,759	0,812	14,736
1969/70	0,717	0,498	0,424	1,349	0,921	0,601	0,424	0,323	0,311	0,294	0,245	0,193	6,298
1970/71	0,150	0,147	0,188	0,273	0,244	0,247	0,737	1,791	1,724	1,197	0,785	0,531	8,013
1971/72	0,347	0,312	0,314	0,447	1,171	0,958	0,654	0,475	0,382	0,306	0,257	0,871	6,493
1972/73	0,877	0,967	1,402	1,241	0,819	0,510	0,379	0,344	0,524	0,667	0,661	0,481	8,873
1973/74	0,344	0,349	0,499	0,579	0,799	2,324	1,999	1,282	0,792	0,523	0,421	0,331	10,242
1974/75	0,262	0,397	0,335	0,235	0,251	0,364	0,839	1,693	1,239	0,765	0,625	0,526	7,530
1975/76	0,358	0,287	0,457	0,398	0,520	0,450	1,309	1,091	0,777	0,568	0,437	0,325	6,976
1976/77	0,394	0,491	2,274	4,769	3,749	2,785	1,900	3,849	5,183	3,153	1,793	1,061	31,404
1977/78	0,764	0,559	0,594	1,044	1,340	0,927	1,157	1,027	0,731	0,508	0,357	0,271	9,278
1978/79	0,214	0,168	0,570	2,087	2,723	1,908	1,640	1,729	1,225	0,771	0,515	0,371	13,920
1979/80	0,601	0,539	0,428	0,423	0,812	1,169	1,112	2,397	1,818	1,152	0,740	0,515	11,706
1980/81	0,368	0,372	0,323	0,262	0,283	0,288	1,365	1,062	0,694	0,443	0,311	0,242	6,013
1981/82	0,190	0,155	0,958	0,669	0,637	0,496	0,355	0,462	0,401	0,326	0,275	0,255	5,178
1982/83	0,279	0,473	0,503	0,373	0,278	0,247	0,372	0,323	0,264	0,312	0,930	0,687	5,040
1983/84	0,408	0,324	0,353	0,319	0,445	0,535	0,426	1,550	1,469	0,932	0,550	0,343	7,653
1984/85	0,254	1,459	1,118	0,808	1,256	0,909	1,073	1,252	0,894	0,573	0,431	0,334	10,359
1985/86	0,232	0,222	0,256	0,480	0,858	0,622	0,931	0,803	0,549	0,367	0,298	0,466	6,083
1986/87	0,453	0,344	0,272	0,567	0,952	0,682	0,596	0,462	0,315	0,272	0,266	0,241	5,422
1987/88	0,436	0,487	0,910	2,343	1,834	1,117	8,661	6,891	9,259	4,785	2,710	1,565	40,999
1988/89	0,941	0,641	0,425	0,271	0,340	0,377	0,680	0,767	0,554	0,372	0,320	0,274	5,963
1989/90	0,207	0,336	1,207	1,047	0,695	0,431	0,387	0,445	0,466	0,368	0,288	0,243	6,120
1990/91	0,291	0,313	0,308	0,300	0,881	1,124	2,849	2,004	1,218	0,727	0,485	0,453	10,953
1991/92	0,535	0,494	0,361	0,248	0,183	0,174	0,190	0,280	0,571	0,486	0,333	0,289	4,143
1992/93	0,642	0,563	0,487	0,346	0,252	0,306	0,373	0,941	0,713	0,459	0,315	0,282	5,678
1993/94	0,655	0,555	0,417	0,434	0,418	0,325	0,249	0,272	0,256	0,243	0,249	0,238	4,312
1994/95	0,544	0,490	0,431	0,417	0,423	0,337	0,278	0,313	0,302	0,267	0,448	0,375	4,624
1995/96	0,246	0,258	1,529	2,473	2,093	1,668	1,411	1,258	0,889	0,573	0,442	0,331	13,171
1996/97	0,231	0,310	1,147	3,831	2,354	1,330	1,405	2,417	1,989	2,143	1,645	1,086	19,888
1997/98	0,698	1,156	2,001	1,416	0,985	0,650	0,960	1,151	1,185	0,860	0,550	0,459	12,072
1998/99	0,376	0,286	0,221	0,409	0,397	0,478	0,631	0,587	0,521	0,593	0,461	0,508	5,467
1999/00	0,893	0,716	0,623	0,490	0,352	0,268	0,750	0,701	0,499	0,332	0,244	0,203	6,071
2000/01	0,348	0,697	0,971	2,205	1,377	2,107	1,331	0,804	0,529	0,396	0,339	0,265	11,369
2001/02	0,259	0,250	0,201	0,190	0,205	0,218	0,337	0,743	0,649	0,441	0,547	0,445	4,486
2002/03	0,480	0,723	0,943	2,145	3,960	2,741	2,641	3,962	2,571	1,481	0,912	0,885	23,446
2003/04	1,731	2,144	1,578	1,283	1,471	2,372	5,275	5,117	3,174	1,798	1,073	0,888	27,904
2004/05	0,774	0,531	0,423	0,321	0,266	0,231	0,247	0,424	0,393	0,286	0,223	0,203	4,321
2005/06	0,332	0,827	0,783	0,565	1,059	0,859	0,646	0,546	0,847	0,797	0,527	0,694	8,481

236. Río Añamaza bajo

1940/2005
(hm³)

Serie completa

	Oct	Nov	Dic	Ene	Feb	Mar	Abr	May	Jun	Jul	Ago	Sep	Total
Máximo	1,805	7,914	3,243	4,769	3,960	5,062	8,661	6,891	9,259	4,785	2,710	1,565	40,999
Mínimo	0,150	0,147	0,172	0,190	0,183	0,174	0,190	0,215	0,220	0,212	0,201	0,179	3,409
Media	0,487	0,688	0,713	0,914	0,986	0,980	1,263	1,313	1,111	0,759	0,543	0,465	10,221

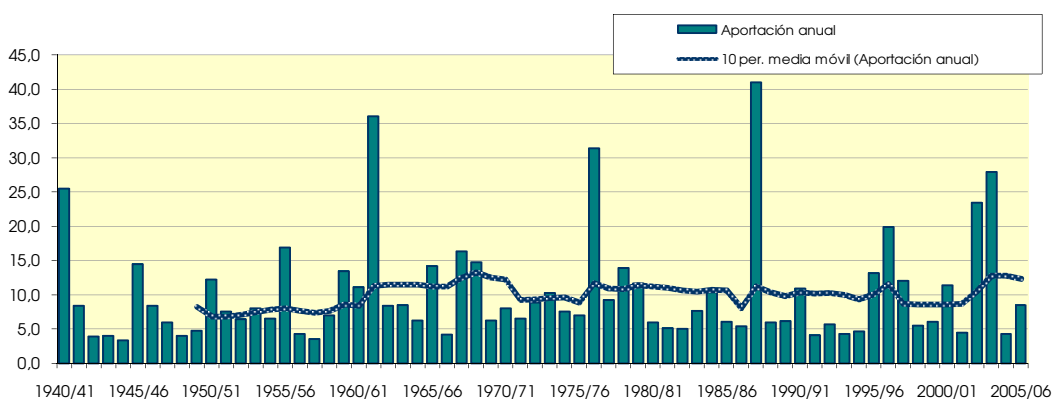
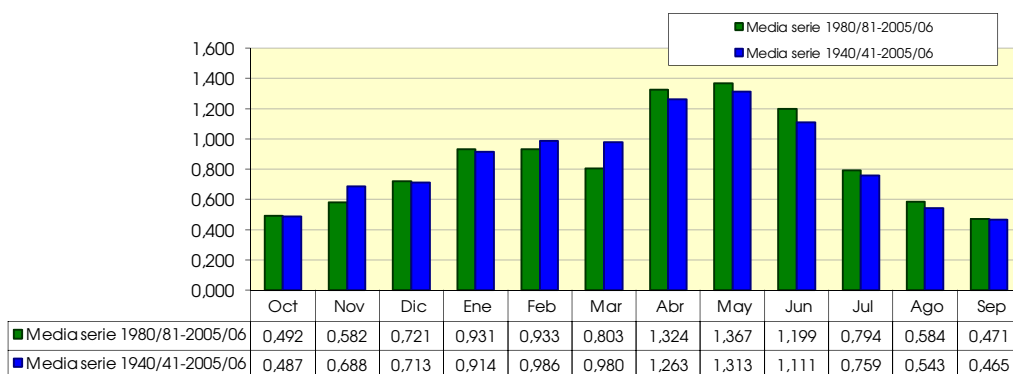
Percentil 1%	0,152	0,152	0,182	0,205	0,194	0,185	0,211	0,239	0,223	0,232	0,215	0,180	3,483
Percentil 5%	0,183	0,160	0,206	0,238	0,220	0,232	0,247	0,274	0,273	0,268	0,238	0,202	4,042
Percentil 10%	0,211	0,215	0,264	0,267	0,248	0,247	0,275	0,323	0,313	0,287	0,248	0,217	4,221
Percentil 25%	0,255	0,286	0,335	0,339	0,354	0,339	0,381	0,464	0,476	0,356	0,312	0,273	5,520
Percentil 50%	0,360	0,443	0,500	0,527	0,743	0,666	0,795	0,786	0,704	0,537	0,428	0,363	7,603
Desviación típica	0,345	1,093	0,577	0,888	0,892	0,899	1,418	1,338	1,333	0,728	0,412	0,276	7,754
Coef. variación	0,709	1,588	0,809	0,972	0,905	0,917	1,123	1,019	1,200	0,960	0,760	0,594	0,759

1980/2005
(hm³)

Serie para asignación y reserva

	Oct	Nov	Dic	Ene	Feb	Mar	Abr	May	Jun	Jul	Ago	Sep	Total
Máximo	1,731	2,144	2,001	3,831	3,960	2,741	8,661	6,891	9,259	4,785	2,710	1,565	40,999
Mínimo	0,190	0,155	0,201	0,190	0,183	0,174	0,190	0,272	0,256	0,243	0,223	0,203	4,143
Media	0,492	0,582	0,721	0,931	0,933	0,803	1,324	1,367	1,199	0,794	0,584	0,471	10,201

Percentil 1%	0,194	0,172	0,206	0,204	0,188	0,185	0,204	0,274	0,258	0,249	0,228	0,203	4,185
Percentil 5%	0,213	0,229	0,230	0,251	0,217	0,221	0,247	0,288	0,274	0,268	0,246	0,212	4,314
Percentil 10%	0,231	0,254	0,264	0,267	0,259	0,239	0,264	0,318	0,309	0,279	0,258	0,240	4,404
Percentil 25%	0,264	0,315	0,355	0,327	0,343	0,311	0,372	0,462	0,474	0,341	0,301	0,258	5,239
Percentil 50%	0,392	0,489	0,495	0,485	0,666	0,515	0,663	0,785	0,610	0,451	0,436	0,339	6,077
Desviación típica	0,330	0,433	0,482	0,927	0,865	0,705	1,857	1,603	1,793	0,945	0,539	0,325	8,782
Coef. variación	0,671	0,744	0,668	0,996	0,927	0,878	1,403	1,173	1,495	1,191	0,924	0,689	0,861



238. Arroyo de Valverde

(hm ²)	Oct	Nov	Dic	Ene	Feb	Mar	Abr	May	Jun	Jul	Ago	Sep	Total
1940/41	0.839	0.228	0.147	0.440	0.409	0.319	0.929	0.952	0.463	0.338	0.197	0.281	5.541
1941/42	0.132	0.092	0.067	0.057	0.049	0.053	0.856	0.251	0.184	0.105	0.081	0.072	1.999
1942/43	0.056	0.051	0.048	0.044	0.038	0.037	0.084	0.067	0.051	0.058	0.058	0.065	0.656
1943/44	0.055	0.049	0.080	0.056	0.052	0.042	0.038	0.096	0.075	0.058	0.050	0.093	0.745
1944/45	0.063	0.046	0.051	0.097	0.062	0.055	0.047	0.036	0.038	0.044	0.043	0.034	0.617
1945/46	0.026	0.068	0.103	0.121	0.081	0.065	0.910	1.062	0.437	0.254	0.159	0.107	3.392
1946/47	0.071	0.050	0.053	0.051	0.212	0.208	0.161	0.134	0.102	0.071	0.060	0.073	1.246
1947/48	0.056	0.039	0.050	0.118	0.133	0.104	0.083	0.080	0.064	0.047	0.042	0.037	0.853
1948/49	0.031	0.027	0.039	0.035	0.034	0.044	0.044	0.068	0.080	0.067	0.055	0.259	0.783
1949/50	0.127	0.093	0.078	0.064	0.059	0.057	0.048	0.066	0.064	0.050	0.041	0.032	0.778
1950/51	0.027	0.026	0.083	0.141	0.159	0.205	0.706	0.321	0.321	0.206	0.130	0.090	2.416
1951/52	0.089	0.080	0.158	0.117	0.097	0.136	0.164	0.120	0.084	0.082	0.077	0.058	1.263
1952/53	0.042	0.036	0.037	0.051	0.039	0.034	0.055	0.045	0.524	0.228	0.142	0.091	1.323
1953/54	0.493	0.161	0.141	0.087	0.079	0.298	0.113	0.185	0.266	0.108	0.072	0.050	2.053
1954/55	0.038	0.057	0.064	0.078	0.117	0.105	0.098	0.100	0.097	0.078	0.063	0.049	0.944
1955/56	0.059	0.050	0.096	0.119	0.134	0.446	0.343	0.797	0.363	0.214	0.135	0.113	2.869
1956/57	0.080	0.070	0.053	0.039	0.038	0.038	0.038	0.068	0.128	0.085	0.064	0.051	0.752
1957/58	0.042	0.035	0.030	0.074	0.053	0.061	0.061	0.058	0.061	0.054	0.045	0.045	0.620
1958/59	0.040	0.037	0.269	0.130	0.088	0.175	0.130	0.316	0.301	0.159	0.102	0.174	1.920
1959/60	0.129	0.115	0.148	0.194	0.259	0.331	0.256	0.161	0.107	0.074	0.055	0.046	1.875
1960/61	0.317	0.189	0.257	0.262	0.190	0.121	0.117	0.092	0.077	0.063	0.054	0.196	1.936
1961/62	0.133	1.091	0.499	0.439	0.682	0.541	0.666	0.495	0.286	0.174	0.117	0.106	5.231
1962/63	0.237	0.099	0.108	0.479	0.254	0.242	0.231	0.118	0.203	0.100	0.071	0.062	2.205
1963/64	0.048	0.051	0.125	0.077	0.151	0.215	0.201	0.126	0.104	0.090	0.066	0.054	1.306
1964/65	0.048	0.047	0.061	0.068	0.102	0.186	0.160	0.110	0.074	0.051	0.039	0.038	0.983
1965/66	0.127	0.146	0.140	0.190	0.346	0.265	0.299	0.261	0.180	0.121	0.083	0.063	2.221
1966/67	0.061	0.127	0.097	0.070	0.060	0.053	0.048	0.043	0.039	0.037	0.035	0.031	0.701
1967/68	0.035	1.172	0.392	0.228	0.150	0.369	0.402	0.293	0.164	0.105	0.076	0.055	3.442
1968/69	0.041	0.061	0.099	0.112	0.113	0.169	0.698	0.375	0.274	0.195	0.125	0.124	2.387
1969/70	0.127	0.084	0.072	0.176	0.148	0.099	0.070	0.054	0.067	0.049	0.042	0.033	1.022
1970/71	0.026	0.024	0.039	0.045	0.041	0.039	0.096	0.272	0.266	0.196	0.132	0.090	1.267
1971/72	0.060	0.052	0.053	0.064	0.125	0.144	0.110	0.080	0.068	0.054	0.044	0.179	1.032
1972/73	0.147	0.160	0.178	0.181	0.134	0.085	0.062	0.058	0.089	0.100	0.103	0.080	1.378
1973/74	0.057	0.057	0.061	0.072	0.097	0.348	0.296	0.207	0.130	0.088	0.072	0.056	1.542
1974/75	0.045	0.060	0.054	0.040	0.044	0.053	0.124	0.306	0.206	0.129	0.111	0.091	1.262
1975/76	0.060	0.049	0.179	0.070	0.092	0.081	0.370	0.208	0.126	0.095	0.073	0.054	1.459
1976/77	0.058	0.070	0.533	0.801	0.518	0.456	0.305	0.821	1.092	0.500	0.292	0.175	5.621
1977/78	0.127	0.091	0.084	0.178	0.181	0.145	0.215	0.172	0.121	0.083	0.060	0.046	1.502
1978/79	0.037	0.029	0.061	0.262	0.313	0.278	0.240	0.258	0.196	0.126	0.085	0.061	1.945
1979/80	0.083	0.082	0.067	0.061	0.117	0.155	0.167	0.298	0.273	0.183	0.121	0.086	1.691
1980/81	0.062	0.060	0.053	0.043	0.044	0.046	0.170	0.163	0.113	0.074	0.052	0.042	0.922
1981/82	0.032	0.026	0.092	0.105	0.106	0.083	0.060	0.070	0.065	0.057	0.054	0.045	0.795
1982/83	0.048	0.059	0.073	0.060	0.045	0.041	0.051	0.052	0.044	0.051	0.114	0.111	0.750
1983/84	0.068	0.056	0.054	0.050	0.059	0.074	0.069	0.248	0.213	0.151	0.092	0.058	1.191
1984/85	0.042	0.431	0.182	0.133	0.150	0.141	0.139	0.175	0.139	0.092	0.071	0.056	1.750
1985/86	0.039	0.039	0.040	0.060	0.092	0.095	0.119	0.120	0.088	0.061	0.050	0.067	0.870
1986/87	0.080	0.060	0.047	0.097	0.116	0.105	0.090	0.073	0.052	0.044	0.044	0.041	0.849
1987/88	0.078	0.078	0.198	0.500	0.277	0.184	2.947	1.135	1.839	0.836	0.460	0.267	8.802
1988/89	0.160	0.110	0.072	0.047	0.048	0.058	0.087	0.117	0.092	0.063	0.059	0.047	0.962
1989/90	0.036	0.055	0.152	0.160	0.115	0.073	0.061	0.077	0.077	0.062	0.050	0.042	0.959
1990/91	0.046	0.049	0.049	0.046	0.114	0.152	0.452	0.313	0.198	0.122	0.082	0.082	1.705
1991/92	0.087	0.075	0.059	0.041	0.031	0.029	0.031	0.043	0.099	0.080	0.057	0.051	0.682
1992/93	0.139	0.093	0.073	0.058	0.043	0.051	0.057	0.110	0.112	0.075	0.053	0.051	0.914
1993/94	0.084	0.086	0.067	0.062	0.063	0.054	0.042	0.045	0.043	0.042	0.043	0.044	0.676
1994/95	0.081	0.079	0.068	0.063	0.062	0.055	0.046	0.050	0.049	0.046	0.069	0.059	0.726
1995/96	0.041	0.040	0.181	0.417	0.383	0.276	0.260	0.203	0.145	0.095	0.075	0.056	2.171
1996/97	0.040	0.049	0.162	0.974	0.394	0.230	0.468	0.504	0.350	0.401	0.268	0.180	4.019
1997/98	0.117	0.170	0.285	0.221	0.155	0.107	0.127	0.155	0.198	0.137	0.089	0.077	1.839
1998/99	0.061	0.046	0.036	0.056	0.061	0.069	0.098	0.091	0.082	0.090	0.075	0.091	0.856
1999/00	0.103	0.109	0.090	0.078	0.058	0.044	0.092	0.107	0.082	0.056	0.042	0.035	0.896
2000/01	0.079	0.090	0.119	0.232	0.211	0.230	0.206	0.128	0.086	0.065	0.056	0.045	1.547
2001/02	0.041	0.042	0.034	0.030	0.031	0.034	0.051	0.126	0.104	0.074	0.080	0.074	0.719
2002/03	0.070	0.089	0.122	0.202	1.031	0.434	0.434	0.846	0.414	0.245	0.154	0.152	4.194
2003/04	0.231	0.370	0.248	0.196	0.237	0.656	1.880	1.135	0.525	0.310	0.183	0.294	6.266
2004/05	0.144	0.096	0.079	0.057	0.045	0.039	0.041	0.086	0.061	0.048	0.038	0.035	0.770
2005/06	0.049	0.234	0.120	0.098	0.172	0.135	0.116	0.090	0.131	0.122	0.085	0.138	1.491

238. Arroyo de Valverde

1940/2005
(hm³)

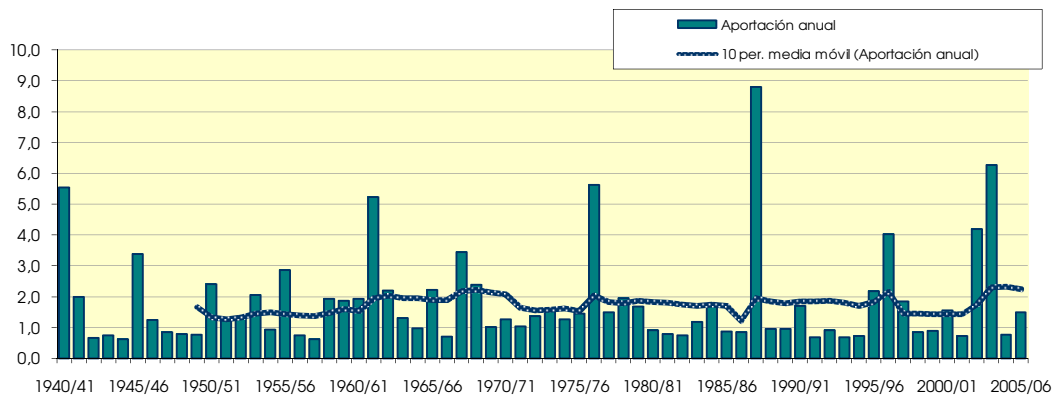
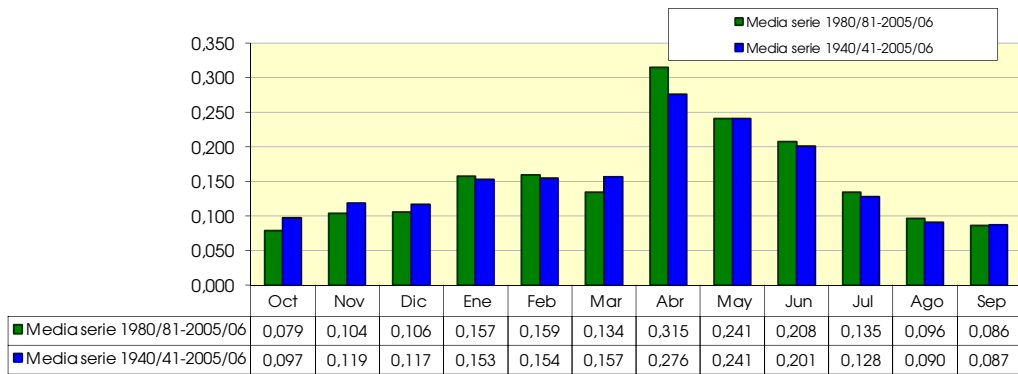
Serie completa

	Oct	Nov	Dic	Ene	Feb	Mar	Abr	May	Jun	Jul	Ago	Sep	Total
Máximo	0,839	1,172	0,533	0,974	1,031	0,656	2,947	1,135	1,839	0,836	0,460	0,294	8,802
Mínimo	0,026	0,024	0,030	0,030	0,031	0,029	0,031	0,036	0,038	0,037	0,035	0,031	0,617
Media	0,097	0,119	0,117	0,153	0,154	0,157	0,276	0,241	0,201	0,128	0,090	0,087	1,820
Percentil 1%	0,026	0,026	0,032	0,033	0,031	0,032	0,035	0,041	0,038	0,040	0,037	0,032	0,619
Percentil 5%	0,031	0,027	0,037	0,040	0,038	0,037	0,042	0,045	0,045	0,045	0,041	0,034	0,677
Percentil 10%	0,036	0,036	0,043	0,045	0,042	0,040	0,046	0,053	0,057	0,048	0,043	0,037	0,722
Percentil 25%	0,042	0,049	0,054	0,057	0,058	0,054	0,061	0,078	0,077	0,059	0,053	0,046	0,853
Percentil 50%	0,061	0,064	0,080	0,083	0,109	0,105	0,121	0,126	0,112	0,086	0,072	0,062	1,287
Desviación típica	0,119	0,194	0,100	0,173	0,166	0,137	0,449	0,275	0,264	0,126	0,068	0,063	1,559
Coef. variación	1,217	1,636	0,856	1,132	1,073	0,870	1,625	1,144	1,317	0,985	0,755	0,722	0,856

1980/2005
(hm³)

Serie para asignación y reserva

	Oct	Nov	Dic	Ene	Feb	Mar	Abr	May	Jun	Jul	Ago	Sep	Total
Máximo	0,231	0,431	0,285	0,974	1,031	0,656	2,947	1,135	1,839	0,836	0,460	0,294	8,802
Mínimo	0,032	0,026	0,034	0,030	0,031	0,029	0,031	0,043	0,043	0,042	0,038	0,035	0,676
Media	0,079	0,104	0,106	0,157	0,159	0,134	0,315	0,241	0,208	0,135	0,096	0,086	1,820
Percentil 1%	0,033	0,029	0,034	0,033	0,031	0,030	0,033	0,043	0,043	0,042	0,039	0,035	0,677
Percentil 5%	0,037	0,039	0,037	0,042	0,034	0,035	0,042	0,046	0,045	0,045	0,042	0,036	0,691
Percentil 10%	0,039	0,041	0,043	0,044	0,043	0,040	0,044	0,051	0,051	0,047	0,044	0,042	0,722
Percentil 25%	0,043	0,051	0,055	0,056	0,051	0,052	0,058	0,079	0,078	0,058	0,053	0,045	0,808
Percentil 50%	0,069	0,077	0,076	0,071	0,099	0,078	0,095	0,119	0,101	0,075	0,070	0,057	0,941
Desviación típica	0,047	0,098	0,068	0,203	0,205	0,142	0,648	0,313	0,353	0,167	0,090	0,068	1,947
Coef. variación	0,592	0,948	0,639	1,290	1,285	1,054	2,057	1,301	1,700	1,241	0,938	0,794	1,070



250. Río Alhama, en término municipal de Cienfuegos

(hm ²)	Oct	Nov	Dic	Ene	Feb	Mar	Abr	May	Jun	Jul	Ago	Sep	Total
1940/41	16,115	11,314	6,550	20,851	26,013	22,769	27,993	31,762	16,445	7,805	5,119	7,454	200,190
1941/42	2,999	5,152	4,435	6,916	4,384	5,134	21,459	8,869	5,620	2,500	2,385	3,330	73,184
1942/43	3,143	3,899	5,406	6,703	6,580	5,340	12,333	5,564	2,908	2,980	2,037	2,683	59,576
1943/44	1,924	2,974	6,486	4,077	2,451	2,498	4,348	5,212	4,029	1,475	1,116	3,844	40,433
1944/45	2,762	3,530	3,465	5,157	4,906	6,604	5,087	2,789	2,121	1,747	2,976	1,738	42,883
1945/46	0,730	3,321	11,440	5,789	2,556	3,501	28,921	35,857	12,580	3,551	2,188	1,559	111,994
1946/47	1,128	1,155	5,051	4,170	23,277	23,681	9,854	10,750	6,560	2,005	2,468	5,342	95,442
1947/48	2,662	1,569	4,656	20,256	9,491	5,924	4,773	4,708	3,277	1,594	1,132	0,835	60,877
1948/49	1,204	1,088	1,774	2,291	1,946	5,695	6,260	7,350	7,315	2,757	2,017	10,194	49,891
1949/50	4,178	3,795	3,278	3,531	5,861	4,787	5,391	11,277	5,686	1,819	1,100	0,756	51,460
1950/51	1,237	2,035	8,980	10,991	11,544	13,242	14,010	10,277	11,981	5,712	2,949	2,308	95,265
1951/52	2,628	7,416	8,004	6,117	5,008	9,061	12,924	7,234	3,630	8,070	4,654	2,388	77,134
1952/53	3,507	3,574	6,102	7,823	5,131	3,566	6,407	3,990	15,353	9,015	2,122	1,328	67,919
1953/54	11,996	5,426	4,727	4,564	8,560	9,394	5,215	12,137	11,392	3,858	1,319	0,950	79,536
1954/55	0,953	4,091	2,574	5,185	14,339	10,286	9,962	4,327	4,446	3,342	2,723	1,926	64,154
1955/56	4,016	4,863	9,460	14,633	8,330	27,701	27,396	39,182	13,829	5,667	3,161	14,059	172,296
1956/57	4,418	6,032	5,522	3,997	5,138	5,230	5,398	8,929	33,152	5,132	3,741	4,004	90,692
1957/58	1,626	1,686	1,780	5,250	7,839	7,238	5,034	4,133	4,718	2,604	1,696	1,604	45,208
1958/59	1,594	2,776	15,216	6,277	2,677	4,566	4,164	7,270	6,957	4,387	2,684	7,414	65,983
1959/60	7,201	8,819	28,936	22,767	26,662	19,134	8,186	5,252	4,648	2,636	1,279	1,856	137,377
1960/61	22,898	25,452	14,935	19,397	9,244	3,579	3,489	4,627	3,193	1,735	2,267	8,516	119,333
1961/62	11,834	41,391	25,342	23,906	25,729	41,862	36,914	28,116	16,303	10,278	3,013	3,792	268,482
1962/63	3,348	2,600	4,818	13,049	7,475	17,670	12,338	4,077	7,018	3,476	1,469	1,718	79,055
1963/64	1,211	3,622	7,364	2,612	12,024	13,306	12,603	3,915	2,854	1,673	1,104	1,038	63,327
1964/65	1,535	1,574	2,748	3,734	5,156	27,438	12,131	5,110	1,875	1,264	0,629	1,908	65,102
1965/66	4,370	18,701	22,631	32,253	36,513	19,635	20,274	9,667	5,818	2,537	1,403	1,018	174,819
1966/67	5,027	42,418	8,857	4,181	6,937	9,345	5,076	3,686	2,201	1,118	0,744	0,607	90,195
1967/68	1,613	50,496	24,171	10,003	12,186	14,262	26,711	12,446	2,955	1,499	1,164	1,016	158,522
1968/69	0,824	2,046	6,241	4,593	5,764	24,063	53,606	26,203	20,114	5,937	2,320	4,997	156,709
1969/70	3,892	2,701	5,431	38,497	14,477	9,520	3,240	2,155	3,136	1,272	3,572	0,598	88,491
1970/71	1,459	2,264	2,597	3,381	2,704	3,379	11,267	30,307	17,670	7,139	3,321	2,376	87,864
1971/72	1,585	3,188	4,550	5,988	21,695	22,883	7,855	5,079	4,433	2,780	1,326	11,069	92,430
1972/73	7,200	7,876	11,682	8,241	6,089	3,627	2,478	2,690	16,310	4,093	2,331	1,397	74,014
1973/74	1,382	1,890	4,972	6,355	7,337	38,659	26,101	8,524	3,734	2,216	2,915	1,834	105,918
1974/75	2,299	3,854	2,075	1,814	3,317	4,731	17,187	20,396	11,819	2,782	3,075	3,196	76,545
1975/76	1,805	4,156	7,698	3,723	10,904	6,104	21,236	7,091	5,653	4,233	3,873	2,409	78,885
1976/77	2,888	5,233	21,892	32,920	20,456	11,878	6,524	18,681	35,388	14,235	6,439	3,032	179,565
1977/78	3,426	2,627	7,386	15,309	27,553	13,942	14,169	19,596	7,809	3,051	1,203	0,957	117,027
1978/79	1,096	1,397	7,444	32,851	34,659	13,909	13,468	9,119	5,359	3,354	1,766	2,743	127,164
1979/80	6,751	5,601	4,781	6,112	8,901	21,557	14,413	22,647	10,605	3,626	2,084	1,567	108,645
1980/81	1,581	3,658	3,785	4,557	3,869	4,157	21,400	12,574	3,494	1,505	0,996	1,057	62,633
1981/82	0,832	0,596	9,882	5,733	4,668	3,102	1,822	4,727	8,927	1,618	0,879	0,983	43,769
1982/83	2,559	6,096	10,811	4,448	2,288	3,372	6,225	4,122	1,422	1,818	6,863	4,282	54,305
1983/84	1,110	1,667	3,819	3,500	4,419	11,023	7,321	18,831	13,279	3,425	1,272	0,783	70,449
1984/85	1,606	19,037	7,856	4,892	14,231	8,497	8,368	11,558	4,724	2,095	1,207	0,864	84,934
1985/86	0,599	1,695	2,292	3,681	7,348	4,773	7,116	4,966	2,321	1,102	0,838	2,502	39,234
1986/87	2,471	1,384	1,519	4,237	7,627	5,566	7,191	3,113	2,372	3,099	1,646	0,899	41,124
1987/88	3,874	3,968	9,013	19,529	12,860	6,213	69,796	55,362	62,092	21,007	6,454	3,612	273,779
1988/89	3,324	3,095	1,299	1,444	3,059	3,021	7,224	8,394	6,929	2,194	1,812	1,305	43,101
1989/90	1,169	4,681	18,582	14,537	5,087	2,145	3,346	4,887	9,375	3,152	1,002	0,911	68,875
1990/91	1,768	2,524	2,251	2,652	6,798	16,023	41,989	11,603	4,796	1,981	1,132	2,908	96,426
1991/92	4,314	4,513	2,835	1,273	0,924	2,564	3,369	3,718	7,072	3,461	1,921	1,477	37,442
1992/93	7,886	5,023	5,161	2,566	1,638	3,965	3,842	17,020	6,686	1,839	0,876	1,367	57,869
1993/94	5,680	4,311	3,382	8,010	4,900	2,737	1,787	2,040	1,359	0,854	0,745	1,143	36,947
1994/95	5,266	4,403	4,870	7,019	5,480	4,213	2,094	2,687	1,546	0,828	2,000	1,289	41,696
1995/96	0,703	2,155	20,088	31,701	20,454	10,604	8,288	6,774	3,207	1,947	1,368	1,057	108,346
1996/97	0,986	3,275	16,628	45,961	12,411	4,169	6,263	15,832	20,556	9,425	8,250	3,353	147,110
1997/98	1,969	13,500	25,646	11,072	7,712	4,297	8,224	9,104	9,291	3,260	1,645	2,151	97,870
1998/99	2,148	2,241	2,042	4,718	4,935	6,592	4,290	3,936	2,850	4,594	2,098	3,897	44,342
1999/00	8,541	7,481	8,288	5,170	3,715	2,156	11,960	7,705	2,720	1,024	0,647	0,699	60,105
2000/01	2,107	5,826	10,458	27,936	13,606	19,839	6,267	2,449	1,378	1,687	1,713	1,047	94,311
2001/02	1,945	3,196	1,561	2,590	2,989	3,896	4,002	7,610	5,506	1,912	3,098	2,456	40,760
2002/03	3,687	7,044	14,253	23,009	40,555	23,842	21,782	32,820	10,856	3,135	2,269	6,694	189,946
2003/04	17,863	28,407	29,557	19,625	19,855	26,884	38,288	24,549	16,733	6,475	4,220	5,034	237,490
2004/05	3,964	3,906	6,112	5,157	4,963	5,047	5,580	4,263	2,414	1,220	0,737	0,825	44,188
2005/06	4,781	13,592	7,519	6,519	7,796	16,592	10,871	8,176	11,727	5,412	1,459	2,764	97,207

250. Río Alhama, en término municipal de Cientruénigo

1940/2005
(hm³)

Serie completa

	Oct	Nov	Dic	Ene	Feb	Mar	Abr	May	Jun	Jul	Ago	Sep	Total
Máximo	22,898	50,496	29,557	45,961	40,555	41,862	69,796	55,362	62,092	21,007	8,250	14,059	273,779
Mínimo	0,599	0,596	1,299	1,273	0,924	2,145	1,787	2,040	1,359	0,828	0,629	0,598	36,947
Media	3,867	7,134	8,651	10,724	10,394	10,939	13,105	11,512	8,856	3,743	2,303	2,829	94,058

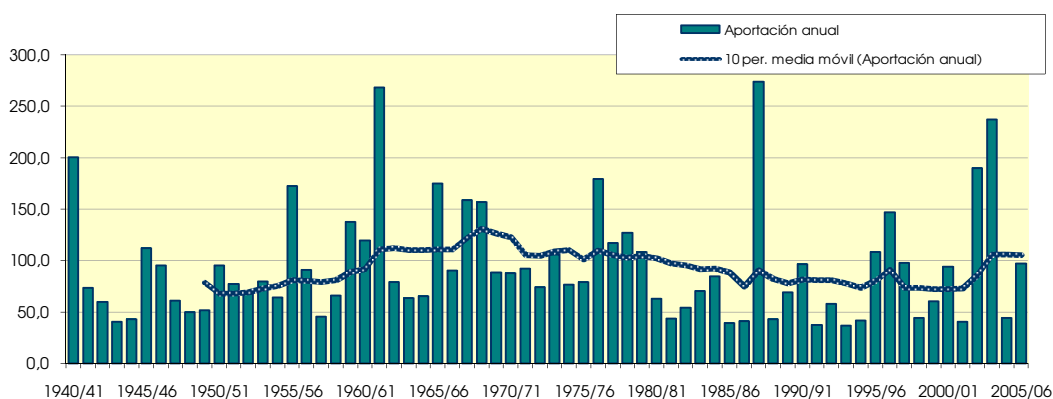
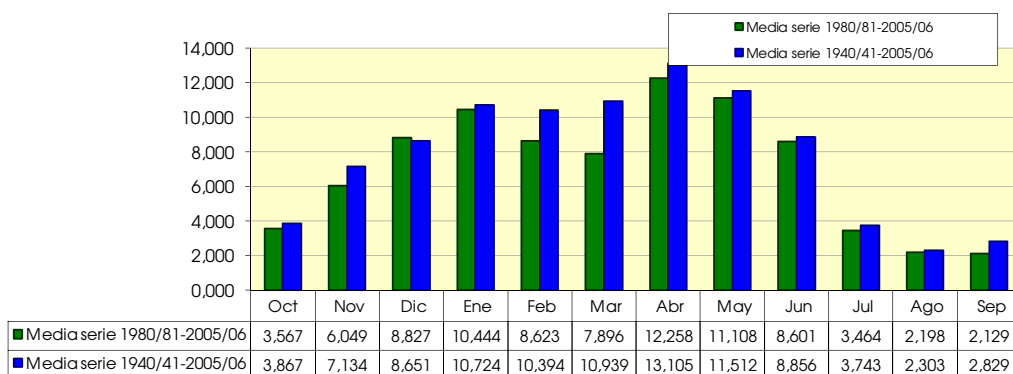
Percentil 1%	0,666	0,915	1,442	1,384	1,388	2,152	1,810	2,114	1,371	0,845	0,641	0,604	37,269
Percentil 5%	0,826	1,387	1,776	2,360	2,329	2,608	2,669	2,688	1,628	1,106	0,744	0,763	40,514
Percentil 10%	1,041	1,621	2,163	2,632	2,691	3,237	3,429	3,400	2,261	1,268	0,878	0,850	42,290
Percentil 25%	1,546	2,543	3,793	4,173	4,901	4,180	5,119	4,402	3,197	1,765	1,204	1,049	58,296
Percentil 50%	2,594	3,876	6,176	6,050	7,342	6,598	8,205	7,658	5,669	2,781	1,961	1,882	78,970
Desviación típica	4,149	9,861	7,198	10,283	8,968	9,094	12,778	10,610	9,558	3,337	1,578	2,665	54,657
Coef. variación	1,073	1,382	0,832	0,959	0,863	0,831	0,975	0,922	1,079	0,892	0,685	0,942	0,581

1980/2005
(hm³)

Serie para asignación y reserva

	Oct	Nov	Dic	Ene	Feb	Mar	Abr	May	Jun	Jul	Ago	Sep	Total
Máximo	17,863	28,407	29,557	45,961	40,555	26,884	69,796	55,362	62,092	21,007	8,250	6,694	273,779
Mínimo	0,599	0,596	1,299	1,273	0,924	2,145	1,787	2,040	1,359	0,828	0,647	0,699	36,947
Media	3,567	6,049	8,827	10,444	8,623	7,896	12,258	11,108	8,601	3,464	2,198	2,129	85,164

Percentil 1%	0,625	0,793	1,354	1,315	1,102	2,147	1,796	2,142	1,363	0,834	0,669	0,720	37,070
Percentil 5%	0,735	1,455	1,529	1,724	1,800	2,258	1,890	2,508	1,389	0,897	0,739	0,793	37,890
Percentil 10%	0,909	1,681	1,801	2,578	2,638	2,651	2,720	2,900	1,484	1,063	0,792	0,844	39,997
Percentil 25%	1,588	2,667	2,972	3,820	4,007	3,503	4,074	4,157	2,490	1,635	0,997	0,999	43,268
Percentil 50%	2,309	4,139	6,815	5,164	5,284	4,535	7,154	7,658	5,151	2,038	1,552	1,336	61,369
Desviación típica	3,594	6,216	7,702	11,115	8,333	6,982	15,534	11,668	12,002	4,071	2,016	1,553	62,388
Coef. variación	1,008	1,028	0,873	1,064	0,966	0,884	1,267	1,050	1,395	1,175	0,917	0,729	0,733



251. Río Alhama, en término municipal de Corella

(hm ²)	Oct	Nov	Dic	Ene	Feb	Mar	Abr	May	Jun	Jul	Ago	Sep	Total
1940/41	16.860	11.377	6.587	21.033	26.216	22.806	28.234	32.242	16.497	7.854	5.140	7.592	202.439
1941/42	3.016	5.171	4.449	6.931	4.398	5.146	21.559	8.892	5.639	2.516	2.403	3.348	73.467
1942/43	3.160	3.915	5.420	6.715	6.591	5.351	12.353	5.575	2.920	2.993	2.052	2.705	59.752
1943/44	1.943	2.991	6.510	4.092	2.464	2.510	4.359	5.228	4.041	1.487	1.129	3.880	40.634
1944/45	2.779	3.542	3.480	5.176	4.921	6.616	5.099	2.799	2.132	1.760	2.989	1.749	43.043
1945/46	0.739	3.344	11.459	5.805	2.567	3.511	29.087	36.219	12.632	3.585	2.214	1.582	112.744
1946/47	1.144	1.167	5.071	4.185	23.334	23.705	9.872	10.773	6.576	2.019	2.486	5.358	95.690
1947/48	2.676	1.580	4.672	20.281	9.511	5.941	4.790	4.729	3.289	1.605	1.145	0.847	61.066
1948/49	1.216	1.097	1.783	2.300	1.956	5.706	6.272	7.364	7.338	2.771	2.031	10.269	50.104
1949/50	4.200	3.813	3.294	3.545	5.873	4.799	5.404	11.293	5.698	1.830	1.112	0.767	51.629
1950/51	1.247	2.045	8.999	11.013	11.563	13.260	14.030	10.295	11.998	5.727	2.962	2.322	95.462
1951/52	2.642	7.428	8.024	6.133	5.022	9.076	12.947	7.252	3.645	8.086	4.671	2.403	77.329
1952/53	3.523	3.587	6.115	7.840	5.144	3.577	6.421	4.002	15.470	9.036	2.139	1.343	68.196
1953/54	12.346	5.475	4.769	4.589	8.580	9.430	5.234	12.155	11.415	3.873	1.331	0.961	80.158
1954/55	0.964	4.107	2.585	5.202	14.361	10.302	9.977	4.340	4.460	3.357	2.738	1.939	64.333
1955/56	4.040	4.877	9.480	14.653	8.351	27.770	27.419	39.266	13.860	5.689	3.180	14.080	172.667
1956/57	4.432	6.052	5.534	4.007	5.148	5.241	5.413	8.947	33.218	5.155	3.760	4.020	90.928
1957/58	1.640	1.697	1.790	5.277	7.854	7.251	5.047	4.150	4.733	2.618	1.709	1.618	45.384
1958/59	1.607	2.790	15.274	6.296	2.694	4.597	4.182	7.344	7.043	4.407	2.700	7.456	66.389
1959/60	7.239	8.862	28.982	22.808	26.699	19.176	8.219	5.277	4.668	2.653	1.294	1.871	137.747
1960/61	23.065	25.477	14.986	19.427	9.263	3.597	3.507	4.650	3.213	1.753	2.284	8.612	119.836
1961/62	11.870	41.626	25.417	23.986	25.892	41.939	36.976	28.168	16.332	10.300	3.034	3.821	269.360
1962/63	3.425	2.627	4.838	13.074	7.502	17.690	12.357	4.093	7.164	3.493	1.485	1.734	79.482
1963/64	1.223	3.636	7.390	2.627	12.047	13.339	12.623	3.932	2.869	1.689	1.119	1.054	63.548
1964/65	1.549	1.595	2.767	3.753	5.184	27.466	12.151	5.126	1.889	1.275	0.640	1.920	65.315
1965/66	4.436	18.726	22.649	32.276	36.555	19.674	20.304	9.694	5.839	2.554	1.419	1.033	175.159
1966/67	5.047	42.460	8.880	4.199	6.953	9.359	5.095	3.700	2.214	1.131	0.757	0.618	90.412
1967/68	1.628	50.934	24.309	10.082	12.239	14.430	26.796	12.496	2.981	1.520	1.183	1.031	159.631
1968/69	0.836	2.068	6.262	4.609	5.780	24.085	53.868	26.300	20.197	5.979	2.349	5.029	157.360
1969/70	3.918	2.718	5.452	38.556	14.510	9.543	3.302	2.172	3.157	1.291	3.588	0.610	88.817
1970/71	1.469	2.273	2.615	3.393	2.715	3.389	11.291	30.543	17.714	7.165	3.343	2.395	88.308
1971/72	1.599	3.202	4.565	6.005	21.721	22.907	7.872	5.094	4.451	2.793	1.339	11.102	92.651
1972/73	7.215	7.898	11.703	8.254	6.100	3.637	2.489	2.705	16.331	4.109	2.348	1.412	74.202
1973/74	1.393	1.905	4.982	6.365	7.350	38.809	26.126	8.542	3.749	2.230	2.933	1.847	106.233
1974/75	2.312	3.869	2.088	1.824	3.335	4.747	17.213	20.474	11.842	2.801	3.095	3.218	76.818
1975/76	1.818	4.177	7.789	3.741	10.931	6.129	21.336	7.111	5.668	4.248	3.886	2.420	79.255
1976/77	2.900	5.243	22.023	32.973	20.479	11.903	6.540	18.919	35.636	14.262	6.461	3.049	180.390
1977/78	3.449	2.641	7.399	15.339	27.575	13.960	14.194	19.613	7.824	3.065	1.216	0.970	117.245
1978/79	1.107	1.407	7.455	32.879	34.679	13.927	13.484	9.138	5.375	3.370	1.779	2.754	127.353
1979/80	6.767	5.614	4.794	6.123	8.921	21.575	14.429	22.676	10.623	3.640	2.099	1.583	108.842
1980/81	1.596	3.672	3.797	4.569	3.883	4.169	21.429	12.594	3.508	1.517	1.006	1.067	62.808
1981/82	0.840	0.604	9.905	5.750	4.691	3.119	1.837	4.743	8.940	1.631	0.891	0.994	43.946
1982/83	2.571	6.108	10.827	4.461	2.300	3.384	6.239	4.136	1.435	1.834	6.896	4.298	54.490
1983/84	1.122	1.686	3.832	3.512	4.432	11.037	7.334	18.911	13.297	3.440	1.283	0.792	70.677
1984/85	1.615	19.244	7.887	4.914	14.250	8.515	8.382	11.577	4.739	2.108	1.221	0.878	85.330
1985/86	0.611	1.706	2.303	3.692	7.361	4.787	7.129	4.979	2.333	1.114	0.851	2.516	39.381
1986/87	2.484	1.394	1.528	4.252	7.647	5.582	7.205	3.126	2.383	3.110	1.659	0.912	41.282
1987/88	3.911	3.990	9.060	19.604	12.884	6.230	71.021	55.756	62.639	21.091	6.506	3.646	276.337
1988/89	3.348	3.112	1.311	1.453	3.072	3.034	7.250	8.420	6.943	2.206	1.830	1.319	43.298
1989/90	1.180	4.698	18.597	14.553	5.099	2.154	3.357	4.905	9.399	3.166	1.016	0.923	69.049
1990/91	1.782	2.536	2.263	2.662	6.813	16.040	42.047	11.624	4.811	1.995	1.144	2.937	96.653
1991/92	4.336	4.528	2.848	1.282	0.932	2.573	3.379	3.731	7.123	3.482	1.938	1.496	37.648
1992/93	7.963	5.041	5.175	2.578	1.648	3.975	3.853	17.036	6.705	1.852	0.888	1.380	58.095
1993/94	5.695	4.324	3.395	8.022	4.911	2.749	1.798	2.054	1.372	0.868	0.760	1.160	37.106
1994/95	5.291	4.419	4.887	7.034	5.493	4.225	2.105	2.698	1.556	0.839	2.014	1.300	41.861
1995/96	0.711	2.164	20.162	31.856	20.519	10.663	8.381	6.798	3.225	1.963	1.382	1.069	108.893
1996/97	0.996	3.286	16.667	46.268	12.459	4.201	6.299	15.914	20.583	9.446	8.273	3.370	147.762
1997/98	1.984	13.543	25.679	11.090	7.725	4.308	8.237	9.116	9.319	3.273	1.658	2.192	98.123
1998/99	2.163	2.253	2.052	4.731	4.945	6.606	4.308	3.955	2.863	4.608	2.109	3.916	44.507
1999/00	8.558	7.505	8.302	5.183	3.724	2.165	11.975	7.729	2.736	1.036	0.658	0.710	60.280
2000/01	2.137	5.850	10.480	27.964	13.623	19.861	6.283	2.463	1.391	1.700	1.728	1.060	94.540
2001/02	1.957	3.209	1.571	2.599	2.997	3.904	4.012	7.626	5.519	1.924	3.112	2.468	40.898
2002/03	3.700	7.057	14.279	23.035	40.740	23.877	21.817	32.851	10.876	3.153	2.287	6.727	190.399
2003/04	17.910	28.445	29.576	19.643	19.888	27.004	38.702	24.741	16.772	6.502	4.241	5.075	238.500
2004/05	3.987	3.919	6.133	5.169	4.973	5.057	5.591	4.290	2.429	1.234	0.749	0.835	44.367
2005/06	4.800	13.646	7.535	6.535	7.817	16.607	10.892	8.192	11.742	5.427	1.472	2.812	97.477

251. Río Alhama, en término municipal de Corella

1940/2005
(hm³)

Serie completa

	Oct	Nov	Dic	Ene	Feb	Mar	Abr	May	Jun	Jul	Ago	Sep	Total
Máximo	23,065	50,934	29,576	46,268	40,740	41,939	71,021	55,756	62,639	21,091	8,273	14,080	276,337
Mínimo	0,611	0,604	1,311	1,282	0,932	2,154	1,798	2,054	1,372	0,839	0,640	0,610	37,106
Media	3,904	7,166	8,677	10,754	10,421	10,965	13,163	11,564	8,894	3,761	2,320	2,851	94,441

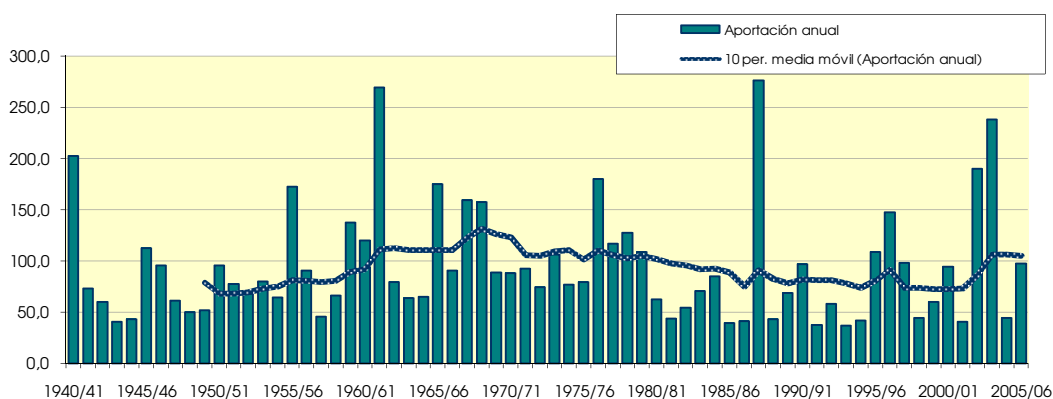
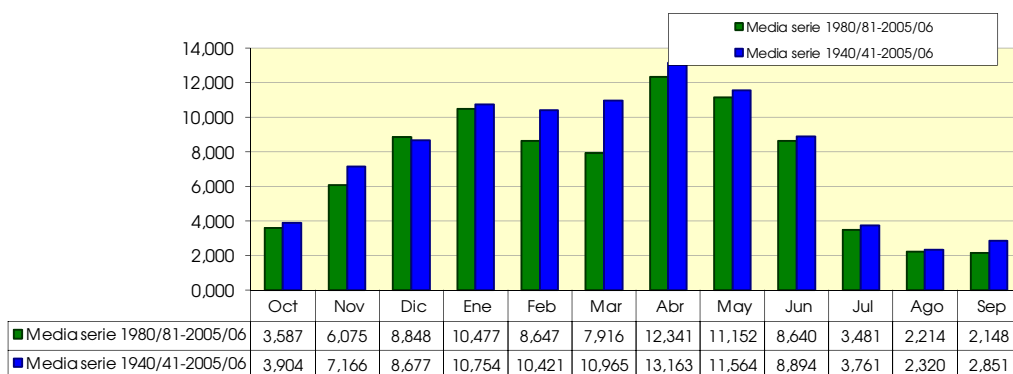
Percentil 1%	0,676	0,924	1,452	1,393	1,397	2,161	1,823	2,131	1,385	0,858	0,652	0,615	37,459
Percentil 5%	0,837	1,397	1,785	2,370	2,341	2,617	2,692	2,699	1,639	1,118	0,757	0,773	40,700
Percentil 10%	1,052	1,640	2,175	2,644	2,705	3,252	3,443	3,413	2,273	1,283	0,890	0,863	42,452
Percentil 25%	1,561	2,559	3,806	4,188	4,913	4,207	5,132	4,417	3,216	1,778	1,217	1,062	58,509
Percentil 50%	2,607	3,892	6,198	6,064	7,356	6,611	8,228	7,677	5,683	2,797	1,976	1,896	79,369
Desviación típica	4,208	9,909	7,213	10,313	8,991	9,112	12,898	10,679	9,620	3,346	1,582	2,678	54,972
Coef. variación	1,078	1,383	0,831	0,959	0,863	0,831	0,980	0,923	1,082	0,890	0,682	0,939	0,582

1980/2005
(hm³)

Serie para asignación y reserva

	Oct	Nov	Dic	Ene	Feb	Mar	Abr	May	Jun	Jul	Ago	Sep	Total
Máximo	17,910	28,445	29,576	46,268	40,740	27,004	71,021	55,756	62,639	21,091	8,273	6,727	276,337
Mínimo	0,611	0,604	1,311	1,282	0,932	2,154	1,798	2,054	1,372	0,839	0,658	0,710	37,106
Media	3,587	6,075	8,848	10,477	8,647	7,916	12,341	11,152	8,640	3,481	2,214	2,148	85,527

Percentil 1%	0,636	0,801	1,366	1,325	1,111	2,157	1,807	2,156	1,377	0,846	0,681	0,731	37,242
Percentil 5%	0,743	1,467	1,539	1,734	1,811	2,267	1,904	2,522	1,402	0,910	0,751	0,803	38,081
Percentil 10%	0,918	1,696	1,811	2,588	2,649	2,661	2,731	2,912	1,496	1,075	0,805	0,857	40,139
Percentil 25%	1,601	2,680	2,985	3,832	4,020	3,514	4,086	4,174	2,505	1,648	1,009	1,011	43,460
Percentil 50%	2,324	4,157	6,834	5,176	5,296	4,547	7,167	7,677	5,165	2,051	1,565	1,350	61,544
Desviación típica	3,604	6,240	7,710	11,167	8,365	6,997	15,745	11,737	12,099	4,084	2,023	1,560	62,803
Coef. variación	1,005	1,027	0,871	1,066	0,967	0,884	1,276	1,052	1,400	1,173	0,913	0,726	0,734



253. Barranco Cantares en Gravalos

(hm ²)	Oct	Nov	Dic	Ene	Feb	Mar	Abr	May	Jun	Jul	Ago	Sep	Total
1940/41	2,305	0,733	0,279	1,304	1,082	0,585	0,781	1,127	0,601	0,336	0,203	0,312	9,647
1941/42	0,146	0,164	0,173	0,382	0,228	0,114	0,844	0,369	0,169	0,089	0,104	0,141	2,923
1942/43	0,127	0,120	0,194	0,176	0,196	0,127	0,257	0,178	0,117	0,221	0,129	0,169	2,011
1943/44	0,109	0,114	0,340	0,193	0,094	0,064	0,081	0,300	0,176	0,062	0,053	0,301	1,887
1944/45	0,201	0,119	0,145	0,501	0,304	0,135	0,106	0,077	0,086	0,258	0,262	0,109	2,302
1945/46	0,028	0,276	0,473	0,581	0,188	0,184	2,077	3,537	0,771	0,108	0,057	0,045	8,325
1946/47	0,039	0,032	0,761	0,419	1,163	0,925	0,286	0,352	0,248	0,082	0,083	0,358	4,749
1947/48	0,189	0,043	0,202	0,674	0,422	0,186	0,146	0,154	0,112	0,081	0,057	0,032	2,298
1948/49	0,059	0,040	0,040	0,047	0,047	0,144	0,233	0,284	0,285	0,147	0,096	0,706	2,129
1949/50	0,351	0,131	0,103	0,179	0,183	0,128	0,189	0,534	0,273	0,090	0,052	0,028	2,243
1950/51	0,068	0,081	0,638	0,654	0,429	0,297	0,452	0,391	0,469	0,299	0,120	0,095	3,992
1951/52	0,176	0,164	0,399	0,532	0,310	0,248	0,393	0,259	0,130	0,547	0,379	0,133	3,669
1952/53	0,245	0,215	0,203	0,281	0,176	0,077	0,204	0,121	0,636	0,318	0,063	0,034	2,574
1953/54	1,007	0,494	0,228	0,179	0,225	0,249	0,156	0,578	0,507	0,199	0,059	0,034	3,914
1954/55	0,037	0,161	0,093	0,132	0,341	0,181	0,100	0,115	0,205	0,258	0,159	0,073	1,854
1955/56	0,154	0,117	0,293	0,447	0,309	0,692	0,593	1,048	0,476	0,098	0,059	0,187	4,475
1956/57	0,115	0,458	0,219	0,077	0,093	0,075	0,144	0,303	0,788	0,335	0,063	0,046	2,714
1957/58	0,051	0,052	0,041	0,575	0,391	0,215	0,126	0,234	0,320	0,141	0,096	0,109	2,352
1958/59	0,079	0,138	1,029	0,557	0,231	0,681	0,442	1,249	0,991	0,421	0,110	0,433	6,360
1959/60	0,592	0,675	1,310	0,984	0,800	0,702	0,276	0,230	0,155	0,150	0,079	0,099	6,053
1960/61	0,997	0,482	0,916	0,978	0,372	0,104	0,208	0,824	0,382	0,116	0,104	0,802	6,286
1961/62	0,888	2,299	1,007	1,238	1,439	0,864	0,816	0,710	0,339	0,103	0,054	0,247	10,003
1962/63	0,307	0,183	0,243	0,516	0,393	0,360	0,523	0,212	0,620	0,295	0,093	0,127	3,873
1963/64	0,073	0,124	0,523	0,195	0,388	0,489	0,675	0,266	0,094	0,059	0,047	0,060	2,995
1964/65	0,075	0,144	0,257	0,421	0,376	0,484	0,347	0,205	0,085	0,031	0,026	0,092	2,543
1965/66	0,344	0,394	0,394	0,497	0,769	0,423	0,575	0,595	0,331	0,114	0,049	0,039	4,524
1966/67	0,214	0,711	0,276	0,255	0,168	0,099	0,181	0,191	0,124	0,068	0,040	0,028	2,355
1967/68	0,076	2,275	0,803	0,222	0,269	0,767	0,892	0,654	0,208	0,067	0,086	0,062	6,381
1968/69	0,036	0,180	0,323	0,214	0,229	0,396	1,997	0,938	0,544	0,282	0,110	0,267	5,515
1969/70	0,190	0,081	0,306	1,498	0,768	0,234	0,106	0,098	0,270	0,142	0,056	0,031	3,780
1970/71	0,027	0,086	0,232	0,313	0,184	0,154	0,406	1,185	0,828	0,351	0,126	0,070	3,962
1971/72	0,044	0,157	0,307	0,368	0,496	0,543	0,284	0,180	0,314	0,212	0,086	0,474	3,464
1972/73	0,429	0,541	0,479	0,306	0,314	0,166	0,076	0,137	0,474	0,278	0,087	0,039	3,325
1973/74	0,036	0,068	0,307	0,272	0,343	0,866	0,585	0,188	0,107	0,086	0,233	0,140	3,231
1974/75	0,245	0,288	0,116	0,096	0,232	0,348	0,731	1,076	0,460	0,084	0,106	0,195	3,976
1975/76	0,094	0,289	0,448	0,316	0,401	0,311	0,699	0,528	0,251	0,213	0,222	0,120	3,893
1976/77	0,088	0,093	0,751	0,828	0,461	0,249	0,155	0,912	1,260	0,637	0,192	0,054	5,680
1977/78	0,118	0,095	0,162	0,769	0,654	0,374	0,747	0,722	0,517	0,194	0,046	0,033	4,430
1978/79	0,047	0,065	0,205	0,777	0,738	0,454	0,429	0,398	0,193	0,098	0,051	0,102	3,556
1979/80	0,326	0,370	0,310	0,182	0,292	0,566	0,480	0,720	0,443	0,126	0,082	0,061	3,958
1980/81	0,067	0,148	0,236	0,251	0,226	0,191	0,830	0,551	0,172	0,057	0,044	0,052	2,825
1981/82	0,043	0,027	0,374	0,299	0,295	0,180	0,082	0,180	0,162	0,092	0,065	0,053	1,853
1982/83	0,192	0,379	0,571	0,247	0,138	0,211	0,254	0,159	0,070	0,164	0,474	0,228	3,087
1983/84	0,035	0,110	0,163	0,174	0,319	0,338	0,217	0,756	0,496	0,126	0,029	0,019	2,782
1984/85	0,077	1,045	0,505	0,176	0,237	0,377	0,280	0,467	0,248	0,078	0,057	0,036	3,582
1985/86	0,019	0,101	0,113	0,160	0,196	0,192	0,244	0,197	0,090	0,037	0,040	0,135	1,523
1986/87	0,156	0,071	0,075	0,324	0,455	0,382	0,255	0,146	0,120	0,145	0,086	0,043	2,256
1987/88	0,252	0,299	0,639	0,832	0,444	0,157	2,328	1,738	1,795	0,642	0,113	0,038	9,278
1988/89	0,053	0,088	0,050	0,025	0,121	0,132	0,427	0,417	0,173	0,079	0,101	0,060	1,727
1989/90	0,026	0,226	0,411	0,355	0,135	0,035	0,130	0,377	0,705	0,323	0,072	0,070	2,863
1990/91	0,092	0,140	0,181	0,168	0,329	0,467	1,262	0,709	0,178	0,052	0,037	0,158	3,774
1991/92	0,270	0,260	0,128	0,037	0,029	0,152	0,136	0,338	0,663	0,300	0,087	0,070	2,470
1992/93	0,628	0,324	0,172	0,088	0,068	0,144	0,227	0,548	0,386	0,111	0,033	0,117	2,846
1993/94	0,237	0,159	0,203	0,217	0,162	0,083	0,077	0,129	0,088	0,054	0,043	0,109	1,561
1994/95	0,323	0,241	0,268	0,424	0,333	0,198	0,151	0,129	0,080	0,053	0,068	0,044	2,313
1995/96	0,026	0,100	1,029	1,359	1,054	0,608	0,389	0,213	0,095	0,091	0,091	0,064	5,120
1996/97	0,039	0,193	0,860	1,903	0,660	0,099	0,236	0,789	0,587	0,355	0,313	0,130	6,163
1997/98	0,054	0,477	0,762	0,410	0,176	0,126	0,226	0,228	0,294	0,140	0,052	0,139	3,083
1998/99	0,143	0,138	0,106	0,270	0,333	0,287	0,287	0,191	0,113	0,263	0,137	0,234	2,504
1999/00	0,272	0,442	0,449	0,279	0,109	0,061	0,220	0,298	0,156	0,048	0,041	0,050	2,427
2000/01	0,204	0,337	0,378	0,807	0,440	0,362	0,196	0,076	0,047	0,067	0,105	0,055	3,075
2001/02	0,071	0,105	0,052	0,048	0,055	0,060	0,096	0,277	0,211	0,079	0,142	0,088	1,286
2002/03	0,200	0,295	0,658	0,859	1,228	0,629	0,375	0,662	0,369	0,087	0,086	0,363	5,812
2003/04	0,607	0,606	0,434	0,551	0,622	0,623	0,984	0,854	0,307	0,185	0,116	0,308	6,197
2004/05	0,250	0,174	0,285	0,195	0,167	0,114	0,111	0,302	0,223	0,080	0,032	0,032	1,964
2005/06	0,228	0,720	0,420	0,206	0,376	0,295	0,404	0,284	0,776	0,450	0,084	0,118	4,361

253. Barranco Cantares en Gravalos

1940/2005
(hm³)

Serie completa

	Oct	Nov	Dic	Ene	Feb	Mar	Abr	May	Jun	Jul	Ago	Sep	Total
Máximo	2,305	2,299	1,310	1,903	1,439	0,925	2,328	3,537	1,795	0,642	0,474	0,802	10,003
Mínimo	0,019	0,027	0,040	0,025	0,029	0,035	0,076	0,076	0,047	0,031	0,026	0,019	1,286
Media	0,232	0,310	0,380	0,452	0,382	0,315	0,443	0,503	0,363	0,181	0,102	0,141	3,802

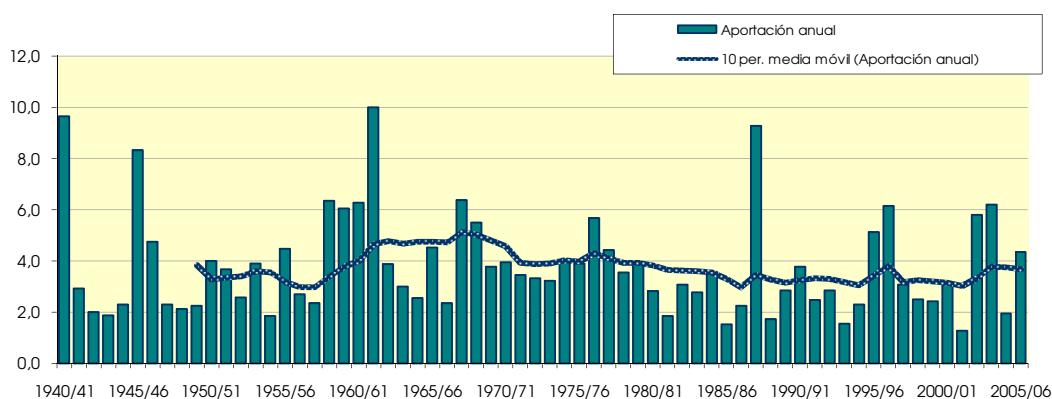
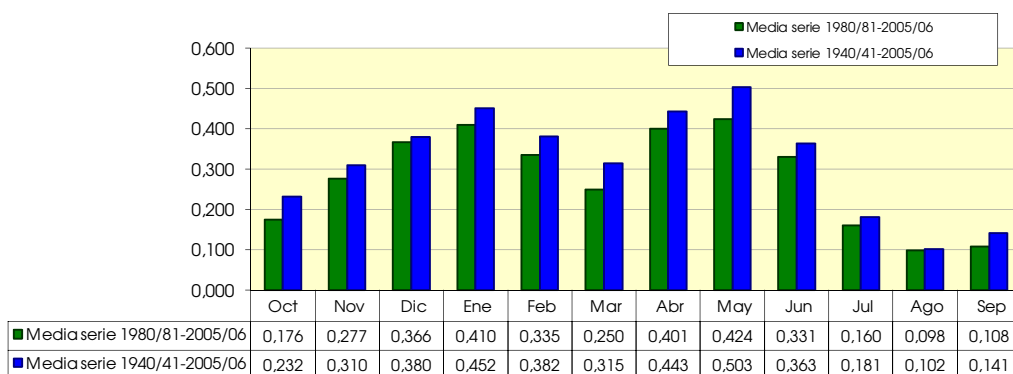
Percentil 1%	0,023	0,030	0,041	0,033	0,041	0,051	0,077	0,077	0,062	0,035	0,028	0,025	1,440
Percentil 5%	0,027	0,045	0,058	0,056	0,074	0,067	0,086	0,116	0,085	0,052	0,034	0,031	1,758
Percentil 10%	0,036	0,069	0,105	0,114	0,115	0,091	0,106	0,133	0,092	0,058	0,041	0,033	1,925
Percentil 25%	0,055	0,106	0,184	0,194	0,185	0,137	0,162	0,193	0,155	0,081	0,053	0,047	2,373
Percentil 50%	0,135	0,164	0,300	0,314	0,312	0,241	0,278	0,321	0,271	0,126	0,085	0,093	3,278
Desviación típica	0,339	0,409	0,282	0,382	0,297	0,227	0,455	0,512	0,309	0,141	0,081	0,151	1,954
Coef. variación	1,462	1,319	0,742	0,845	0,778	0,722	1,027	1,019	0,852	0,776	0,797	1,070	0,514

1980/2005
(hm³)

Serie para asignación y reserva

	Oct	Nov	Dic	Ene	Feb	Mar	Abr	May	Jun	Jul	Ago	Sep	Total
Máximo	0,628	1,045	1,029	1,903	1,228	0,629	2,328	1,738	1,795	0,642	0,474	0,363	9,278
Mínimo	0,019	0,027	0,050	0,025	0,029	0,035	0,077	0,076	0,047	0,037	0,029	0,019	1,286
Media	0,176	0,277	0,366	0,410	0,335	0,250	0,401	0,424	0,331	0,160	0,098	0,108	3,336

Percentil 1%	0,021	0,038	0,051	0,028	0,035	0,042	0,078	0,089	0,053	0,040	0,030	0,023	1,345
Percentil 5%	0,026	0,075	0,058	0,040	0,058	0,060	0,086	0,129	0,072	0,049	0,032	0,033	1,533
Percentil 10%	0,030	0,094	0,091	0,068	0,088	0,072	0,103	0,137	0,084	0,052	0,035	0,037	1,644
Percentil 25%	0,053	0,117	0,165	0,175	0,144	0,127	0,162	0,193	0,115	0,070	0,044	0,050	2,270
Percentil 50%	0,150	0,209	0,330	0,261	0,266	0,191	0,240	0,300	0,195	0,092	0,078	0,070	2,835
Desviación típica	0,161	0,231	0,262	0,432	0,289	0,176	0,484	0,352	0,365	0,147	0,096	0,088	1,845
Coef. variación	0,916	0,832	0,716	1,054	0,863	0,705	1,208	0,831	1,103	0,918	0,975	0,811	0,553



254. Barranco Cantares bajo

(hm ²)	Oct	Nov	Dic	Ene	Feb	Mar	Abr	May	Jun	Jul	Ago	Sep	Total
1940/41	7.047	0.841	0.353	2.847	2.171	0.747	2.535	3.454	0.724	0.526	0.230	0.801	22.277
1941/42	0.161	0.180	0.188	0.428	0.252	0.125	2.453	0.416	0.189	0.097	0.115	0.155	4.762
1942/43	0.139	0.132	0.210	0.189	0.211	0.137	0.543	0.198	0.129	0.384	0.144	0.259	2.674
1943/44	0.120	0.125	0.394	0.213	0.110	0.069	0.097	0.633	0.226	0.069	0.059	0.782	2.896
1944/45	0.225	0.129	0.165	0.794	0.338	0.155	0.117	0.086	0.095	0.458	0.347	0.121	3.030
1945/46	0.031	0.446	0.698	1.016	0.213	0.465	5.434	8.856	0.911	0.120	0.065	0.068	18.322
1946/47	0.044	0.035	1.200	0.534	2.826	1.759	0.326	0.679	0.339	0.090	0.116	0.571	8.518
1947/48	0.209	0.046	0.233	1.097	0.662	0.242	0.286	0.344	0.126	0.089	0.064	0.035	3.433
1948/49	0.065	0.044	0.043	0.049	0.051	0.189	0.269	0.490	0.374	0.162	0.107	1.587	3.429
1949/50	0.407	0.161	0.113	0.252	0.203	0.269	0.330	1.095	0.358	0.105	0.059	0.031	3.383
1950/51	0.076	0.091	0.927	1.048	0.510	0.344	0.950	0.630	0.840	0.332	0.132	0.177	6.057
1951/52	0.199	0.175	0.569	0.774	0.361	0.369	0.934	0.302	0.148	0.780	0.422	0.155	5.187
1952/53	0.285	0.235	0.220	0.324	0.196	0.083	0.318	0.132	1.871	0.353	0.070	0.037	4.124
1953/54	2.819	0.552	0.383	0.318	0.592	0.539	0.259	1.189	1.153	0.320	0.065	0.037	8.226
1954/55	0.040	0.210	0.100	0.183	0.740	0.202	0.123	0.124	0.235	0.367	0.176	0.081	2.581
1955/56	0.201	0.127	0.390	0.636	0.481	1.416	0.892	2.570	0.573	0.109	0.066	0.284	7.743
1956/57	0.126	0.612	0.242	0.087	0.100	0.079	0.198	0.431	2.032	0.372	0.070	0.055	4.404
1957/58	0.055	0.055	0.044	0.976	0.457	0.334	0.181	0.457	0.491	0.161	0.106	0.133	3.451
1958/59	0.087	0.151	1.806	0.691	0.450	1.718	0.762	3.107	2.224	0.626	0.124	0.949	12.695
1959/60	1.018	1.084	2.075	1.505	1.287	1.482	0.370	0.466	0.198	0.205	0.088	0.120	9.899
1960/61	2.325	0.560	1.544	1.575	0.434	0.172	0.465	1.891	0.512	0.133	0.116	1.982	11.709
1961/62	1.131	4.177	1.253	2.308	3.055	1.565	1.734	1.415	0.456	0.114	0.060	0.610	17.878
1962/63	0.784	0.314	0.389	0.986	0.786	0.519	1.278	0.252	1.904	0.344	0.105	0.171	7.831
1963/64	0.080	0.144	0.876	0.238	1.077	1.114	1.678	0.375	0.107	0.071	0.052	0.133	5.945
1964/65	0.083	0.234	0.387	0.665	0.875	1.137	0.525	0.342	0.103	0.034	0.029	0.144	4.560
1965/66	0.871	0.615	0.603	0.972	1.729	0.844	1.587	1.181	0.566	0.132	0.055	0.044	9.198
1966/67	0.335	1.224	0.309	0.516	0.280	0.176	0.486	0.379	0.185	0.077	0.044	0.031	4.044
1967/68	0.114	4.830	0.968	0.298	0.662	2.484	2.394	1.398	0.260	0.096	0.097	0.069	13.671
1968/69	0.039	0.309	0.471	0.289	0.586	0.956	6.304	1.695	1.322	0.379	0.123	0.585	13.058
1969/70	0.322	0.095	0.531	3.358	1.194	0.433	0.498	0.174	0.642	0.159	0.063	0.034	7.502
1970/71	0.029	0.093	0.265	0.360	0.202	0.167	0.590	3.164	1.502	0.435	0.139	0.080	7.026
1971/72	0.048	0.173	0.342	0.461	0.726	0.797	0.309	0.196	0.443	0.232	0.094	0.878	4.700
1972/73	0.494	0.701	0.638	0.344	0.364	0.181	0.080	0.264	0.759	0.317	0.096	0.043	4.282
1973/74	0.038	0.077	0.338	0.293	0.391	1.578	0.739	0.208	0.114	0.095	0.339	0.155	4.366
1974/75	0.276	0.320	0.127	0.105	0.298	0.463	1.092	1.832	0.511	0.092	0.117	0.262	5.494
1975/76	0.104	0.337	0.690	0.361	0.609	0.446	1.324	0.665	0.373	0.307	0.252	0.132	5.599
1976/77	0.097	0.099	1.171	1.337	0.518	0.362	0.185	2.054	2.874	0.733	0.208	0.059	9.698
1977/78	0.212	0.106	0.174	1.245	0.837	0.422	1.181	0.883	0.635	0.213	0.052	0.036	5.995
1978/79	0.051	0.070	0.221	1.078	0.868	0.498	0.509	0.574	0.208	0.106	0.055	0.110	4.349
1979/80	0.406	0.408	0.342	0.198	0.562	0.937	0.658	1.238	0.650	0.151	0.090	0.067	5.707
1980/81	0.076	0.161	0.260	0.273	0.291	0.207	1.723	0.676	0.189	0.062	0.049	0.056	4.024
1981/82	0.046	0.029	0.562	0.357	0.607	0.228	0.090	0.228	0.178	0.105	0.074	0.060	2.565
1982/83	0.233	0.419	0.694	0.271	0.159	0.241	0.351	0.172	0.076	0.216	0.777	0.251	3.861
1983/84	0.038	0.150	0.177	0.190	0.381	0.511	0.252	1.688	0.586	0.137	0.032	0.021	4.163
1984/85	0.084	1.933	0.558	0.213	0.280	0.507	0.308	0.669	0.273	0.092	0.063	0.039	5.020
1985/86	0.021	0.114	0.123	0.174	0.217	0.218	0.330	0.230	0.098	0.040	0.044	0.151	1.758
1986/87	0.174	0.077	0.082	0.496	0.666	0.537	0.347	0.170	0.135	0.155	0.093	0.047	2.980
1987/88	0.686	0.395	1.278	1.936	0.503	0.172	8.659	3.906	5.130	0.841	0.139	0.042	23.687
1988/89	0.059	0.107	0.055	0.028	0.156	0.161	0.870	0.569	0.189	0.087	0.177	0.067	2.524
1989/90	0.028	0.262	0.456	0.442	0.147	0.038	0.166	0.691	1.092	0.358	0.079	0.099	3.860
1990/91	0.102	0.159	0.211	0.187	0.569	0.658	2.733	0.849	0.194	0.065	0.041	0.340	6.106
1991/92	0.371	0.286	0.139	0.040	0.031	0.194	0.147	0.517	1.461	0.332	0.097	0.103	3.718
1992/93	1.217	0.357	0.186	0.095	0.073	0.181	0.285	0.795	0.523	0.123	0.037	0.145	4.017
1993/94	0.279	0.195	0.251	0.239	0.172	0.088	0.083	0.179	0.097	0.059	0.048	0.138	1.829
1994/95	0.563	0.278	0.363	0.636	0.414	0.229	0.186	0.139	0.087	0.059	0.075	0.047	3.078
1995/96	0.028	0.110	1.894	2.909	2.042	1.365	1.352	0.280	0.102	0.102	0.105	0.071	10.361
1996/97	0.042	0.214	1.347	4.598	0.734	0.109	0.621	1.601	0.892	0.467	0.446	0.143	11.214
1997/98	0.060	0.572	0.978	0.470	0.197	0.148	0.316	0.322	0.755	0.157	0.058	0.449	4.479
1998/99	0.159	0.151	0.116	0.362	0.388	0.458	0.616	0.269	0.123	0.359	0.151	0.383	3.533
1999/00	0.351	0.558	0.506	0.329	0.119	0.071	0.477	0.522	0.227	0.053	0.048	0.055	3.315
2000/01	0.355	0.422	0.474	1.287	0.482	0.549	0.213	0.083	0.052	0.074	0.116	0.061	4.168
2001/02	0.082	0.116	0.056	0.051	0.058	0.063	0.114	0.366	0.266	0.087	0.161	0.098	1.517
2002/03	0.227	0.325	0.870	1.131	2.731	0.837	0.804	1.101	0.484	0.097	0.104	0.548	9.257
2003/04	0.970	0.915	0.507	0.774	1.096	1.627	4.331	1.813	0.338	0.205	0.130	0.464	13.169
2004/05	0.317	0.191	0.400	0.211	0.186	0.123	0.137	0.934	0.252	0.089	0.035	0.037	2.911
2005/06	0.342	1.080	0.464	0.288	0.651	0.383	0.802	0.460	1.046	0.507	0.093	0.359	6.475

254. Barranco Cantares bajo

1940/2005
(hm³)

Serie completa

	Oct	Nov	Dic	Ene	Feb	Mar	Abr	May	Jun	Jul	Ago	Sep	Total
Máximo	7,047	4,830	2,075	4,598	3,055	2,484	8,659	8,856	5,130	0,841	0,777	1,982	23,687
Mínimo	0,021	0,029	0,043	0,028	0,031	0,038	0,080	0,083	0,052	0,034	0,029	0,021	1,517
Media	0,426	0,453	0,530	0,741	0,631	0,544	1,020	0,986	0,639	0,225	0,122	0,248	6,565

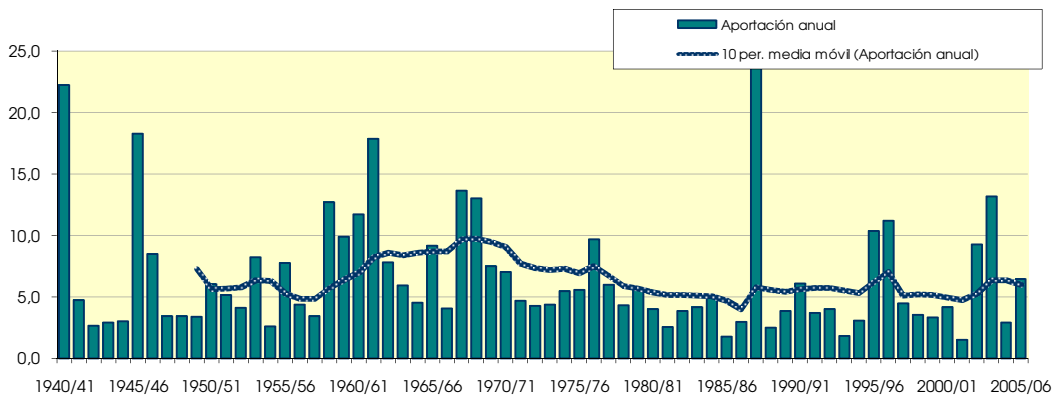
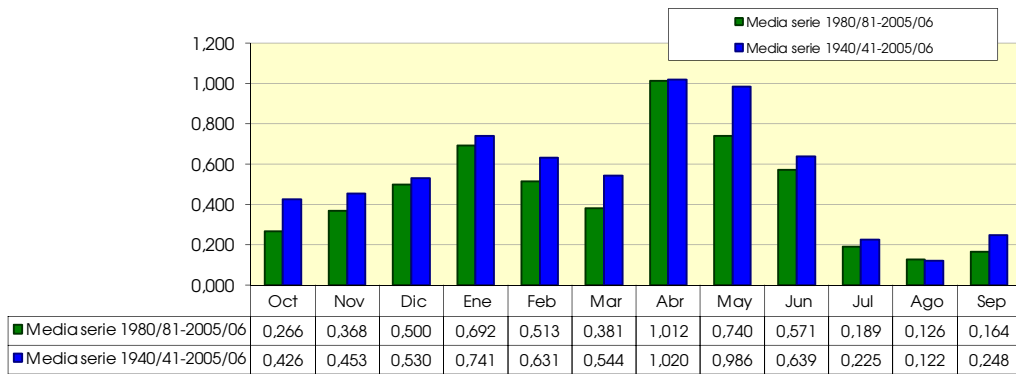
Percentil 1%	0,026	0,033	0,043	0,036	0,044	0,054	0,082	0,085	0,068	0,038	0,031	0,027	1,674
Percentil 5%	0,030	0,048	0,063	0,060	0,080	0,073	0,101	0,134	0,096	0,059	0,038	0,034	2,534
Percentil 10%	0,039	0,077	0,114	0,139	0,133	0,098	0,130	0,173	0,103	0,067	0,046	0,037	2,785
Percentil 25%	0,061	0,118	0,210	0,238	0,211	0,173	0,262	0,272	0,186	0,092	0,060	0,056	3,471
Percentil 50%	0,160	0,202	0,388	0,395	0,453	0,366	0,492	0,545	0,365	0,144	0,094	0,120	4,630
Desviación típica	0,962	0,797	0,469	0,853	0,654	0,531	1,519	1,308	0,813	0,188	0,118	0,355	4,721
Coef. variación	2,259	1,761	0,884	1,151	1,038	0,977	1,489	1,327	1,272	0,833	0,965	1,434	0,719

1980/2005
(hm³)

Serie para asignación y reserva

	Oct	Nov	Dic	Ene	Feb	Mar	Abr	May	Jun	Jul	Ago	Sep	Total
Máximo	1,217	1,933	1,894	4,598	2,731	1,627	8,659	3,906	5,130	0,841	0,777	0,548	23,687
Mínimo	0,021	0,029	0,055	0,028	0,031	0,038	0,083	0,083	0,052	0,040	0,032	0,021	1,517
Media	0,266	0,368	0,500	0,692	0,513	0,381	1,012	0,740	0,571	0,189	0,126	0,164	5,523

Percentil 1%	0,023	0,041	0,055	0,031	0,038	0,045	0,085	0,097	0,058	0,043	0,033	0,025	1,577
Percentil 5%	0,028	0,084	0,063	0,043	0,062	0,065	0,096	0,147	0,079	0,054	0,035	0,037	1,776
Percentil 10%	0,033	0,109	0,099	0,073	0,096	0,079	0,125	0,171	0,092	0,059	0,039	0,041	2,177
Percentil 25%	0,059	0,150	0,179	0,195	0,162	0,151	0,193	0,240	0,126	0,077	0,048	0,056	3,004
Percentil 50%	0,167	0,238	0,428	0,309	0,336	0,223	0,338	0,520	0,239	0,103	0,086	0,098	3,939
Desviación típica	0,301	0,405	0,452	1,027	0,614	0,389	1,825	0,806	1,001	0,187	0,156	0,157	4,764
Coef. variación	1,132	1,099	0,903	1,484	1,196	1,021	1,804	1,090	1,754	0,987	1,240	0,954	0,863



401. Embalse de Biota

(hm ²)	Oct	Nov	Dic	Ene	Feb	Mar	Abr	May	Jun	Jul	Ago	Sep	Total
1940/41	2,392	0,945	1,539	3,992	4,836	3,083	4,174	2,829	1,923	0,718	0,809	1,254	28,494
1941/42	0,368	2,102	0,548	2,627	0,833	3,049	10,679	1,497	0,749	0,397	0,613	1,938	25,400
1942/43	0,991	0,685	0,935	2,446	1,759	2,163	2,525	0,782	0,472	0,843	0,355	0,705	14,661
1943/44	1,317	0,630	1,343	0,521	1,159	0,629	0,568	2,047	1,246	0,348	0,856	2,032	12,696
1944/45	0,908	0,650	2,079	3,720	1,218	3,354	0,761	0,484	1,109	0,354	1,314	0,320	16,271
1945/46	0,660	1,300	3,915	1,429	0,718	1,297	9,496	11,471	1,270	0,459	0,402	0,276	32,695
1946/47	0,407	0,513	7,303	1,492	8,848	7,450	1,223	5,005	0,910	0,467	0,837	2,939	37,395
1947/48	0,620	0,625	1,300	10,795	1,141	2,472	1,389	2,589	0,678	0,275	0,271	0,237	22,391
1948/49	0,372	0,171	0,612	0,368	0,231	0,679	0,423	1,112	0,377	0,176	1,044	5,803	11,369
1949/50	0,978	1,637	1,524	1,866	3,967	2,636	1,475	2,657	0,651	0,338	0,356	0,233	18,320
1950/51	0,247	0,476	3,010	2,322	5,314	6,190	3,906	3,989	1,483	0,647	0,845	0,764	29,193
1951/52	0,492	1,288	1,084	1,526	1,066	1,796	6,123	1,380	0,615	1,146	0,746	0,567	17,830
1952/53	1,066	0,671	2,151	1,253	0,593	0,390	0,968	0,362	5,319	0,434	0,301	0,321	13,829
1953/54	3,045	0,323	3,702	1,789	3,400	5,242	1,345	2,273	1,080	0,421	0,258	0,264	23,140
1954/55	0,201	1,320	0,744	4,400	4,103	0,811	0,768	0,378	2,655	0,569	0,365	0,337	16,651
1955/56	1,035	0,692	2,249	3,875	1,061	7,210	4,594	5,831	0,686	0,464	0,654	1,160	29,509
1956/57	0,348	0,308	0,285	0,175	0,393	0,500	0,928	1,381	7,434	0,523	0,613	0,314	13,202
1957/58	0,267	0,199	0,274	1,041	0,463	2,503	0,670	2,199	1,424	0,536	0,293	0,506	10,376
1958/59	0,285	0,200	4,575	0,894	1,981	6,003	1,340	2,128	0,980	0,473	0,477	8,510	27,846
1959/60	4,193	6,391	7,214	5,474	7,592	7,657	0,997	1,560	1,040	0,566	0,494	0,872	44,051
1960/61	7,367	1,725	5,104	3,089	1,083	0,634	2,160	4,118	0,634	0,405	0,305	2,461	29,085
1961/62	1,020	5,729	2,179	4,970	3,282	4,988	2,581	1,731	0,556	0,369	0,263	2,086	29,755
1962/63	0,693	1,116	1,016	3,894	3,985	3,683	4,754	1,267	2,129	0,700	4,131	1,062	28,429
1963/64	0,541	1,946	2,831	0,755	4,272	2,819	5,673	1,802	2,292	0,784	0,394	1,037	25,147
1964/65	1,356	2,155	2,075	4,706	1,976	6,757	1,031	0,747	0,471	0,244	0,204	2,061	23,783
1965/66	1,958	4,768	3,783	4,619	8,780	1,164	4,863	2,865	1,657	0,505	0,356	0,625	35,943
1966/67	4,042	6,228	1,562	2,117	2,561	2,045	2,468	0,995	0,490	0,292	0,318	0,319	23,439
1967/68	0,893	9,894	1,410	0,889	2,481	1,967	2,500	2,187	0,876	0,486	1,152	0,496	25,232
1968/69	0,386	2,222	2,202	2,225	2,828	10,954	12,740	4,029	2,396	1,010	0,554	6,525	48,071
1969/70	1,868	1,129	1,916	8,207	3,408	0,999	0,551	1,259	1,350	0,351	0,900	0,231	22,168
1970/71	0,797	1,027	0,568	3,714	1,450	0,986	6,926	9,289	7,113	5,015	0,739	1,817	39,441
1971/72	0,564	0,848	0,854	5,176	9,149	3,387	1,380	4,200	1,960	1,263	0,520	3,969	33,269
1972/73	1,377	2,965	5,350	5,627	2,418	0,553	0,796	2,857	1,848	0,485	0,583	0,309	25,168
1973/74	0,290	1,035	1,429	1,839	4,133	11,949	1,809	1,514	2,164	0,516	0,720	0,756	28,154
1974/75	1,254	3,562	0,471	2,549	5,337	5,917	2,050	8,427	1,013	0,454	0,549	1,202	32,786
1975/76	0,355	1,468	2,318	0,516	2,921	1,670	2,742	1,811	0,494	0,629	1,538	0,706	17,167
1976/77	3,856	2,011	6,677	8,735	4,525	2,063	0,740	4,273	6,706	0,741	0,687	0,379	41,392
1977/78	6,439	0,835	3,478	10,935	5,340	7,026	6,229	1,762	1,495	0,570	0,389	0,621	45,119
1978/79	0,174	0,120	2,823	18,166	9,327	3,239	2,006	8,423	1,302	0,633	0,447	0,543	47,201
1979/80	2,669	1,038	2,178	0,894	4,133	6,303	1,107	7,587	1,311	0,423	0,355	0,802	28,799
1980/81	2,968	2,664	2,732	0,809	2,151	1,153	1,935	2,431	0,592	0,340	0,273	0,770	18,817
1981/82	0,545	0,193	8,024	4,398	5,542	1,382	1,332	1,166	0,461	0,841	1,255	1,113	26,251
1982/83	3,624	5,478	9,970	0,702	8,069	2,478	4,516	0,842	1,288	0,359	3,496	0,321	41,143
1983/84	0,219	4,052	1,606	2,806	1,621	7,163	2,541	8,185	2,094	0,481	0,404	0,301	31,473
1984/85	1,659	17,075	1,476	3,440	5,119	5,070	3,116	4,161	0,819	0,461	0,306	0,203	42,905
1985/86	0,180	1,265	1,736	3,109	6,357	1,299	8,843	1,056	0,720	0,392	0,264	1,107	26,327
1986/87	0,909	1,849	1,483	2,689	2,847	1,830	3,338	0,637	0,589	0,781	0,325	0,226	17,503
1987/88	8,006	0,959	3,613	13,049	2,476	1,115	12,911	3,000	12,930	0,922	0,535	0,341	59,858
1988/89	1,138	0,279	0,208	0,149	1,468	0,310	2,791	0,766	0,356	0,301	0,311	0,558	8,636
1989/90	0,235	3,090	1,030	0,861	0,790	0,313	1,978	2,881	4,788	0,480	0,308	0,907	17,662
1990/91	4,293	3,549	1,972	0,630	1,492	2,489	3,574	0,458	0,611	0,308	0,191	2,502	22,067
1991/92	2,765	5,105	0,606	0,345	0,324	1,098	0,546	0,694	2,815	0,445	2,073	1,166	17,983
1992/93	7,690	0,785	7,420	0,578	0,429	0,466	3,317	3,274	1,138	0,333	0,542	3,215	29,187
1993/94	4,466	0,873	4,825	2,990	2,933	0,529	1,506	1,970	0,404	0,279	0,196	1,859	22,830
1994/95	3,286	3,974	2,458	2,948	2,471	1,605	0,572	0,895	0,369	0,220	0,252	0,437	19,488
1995/96	0,156	1,355	13,004	12,311	11,998	2,899	3,107	4,154	0,593	0,768	2,822	1,379	54,547
1996/97	0,351	4,027	12,544	12,196	1,270	0,594	1,599	2,969	4,607	1,601	2,104	0,481	44,343
1997/98	0,511	7,369	11,950	2,854	2,004	0,863	4,038	9,579	4,271	0,371	0,332	4,045	48,188
1998/99	0,629	0,534	1,282	2,009	0,706	4,153	5,646	4,187	0,802	0,681	1,094	6,394	28,116
1999/00	2,151	1,327	1,254	0,360	0,381	0,628	6,535	3,716	1,601	0,512	0,453	0,278	19,197
2000/01	15,338	10,879	10,430	12,811	1,688	8,062	2,301	1,016	0,576	0,502	0,345	0,622	64,571
2001/02	1,731	0,394	0,234	0,305	0,607	1,788	1,395	2,192	0,759	0,332	0,994	1,059	11,791
2002/03	0,794	3,263	5,072	8,420	11,150	4,323	2,803	1,593	0,685	0,358	0,374	3,174	42,009
2003/04	6,003	5,791	2,470	2,637	6,108	7,328	6,597	2,757	0,547	0,498	0,424	3,191	44,351
2004/05	2,594	0,376	1,098	0,283	1,301	0,368	1,284	1,346	0,933	0,208	0,161	0,132	10,082
2005/06	3,709	2,168	1,797	2,091	1,766	4,058	2,399	1,178	0,773	1,138	0,367	6,297	27,742

401. Embalse de Biota

1940/2005
(hm³)

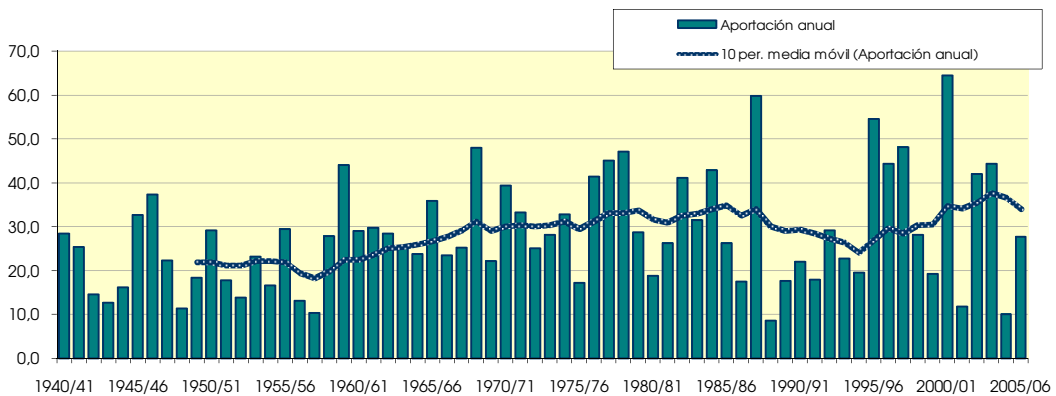
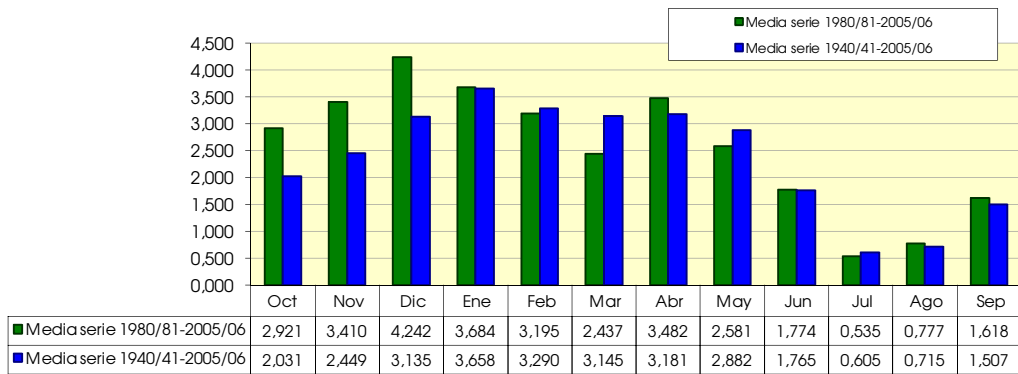
Serie completa

	Oct	Nov	Dic	Ene	Feb	Mar	Abr	May	Jun	Jul	Ago	Sep	Total
Máximo	15,338	17,075	13,004	18,166	11,998	11,949	12,911	11,471	12,930	5,015	4,131	8,510	64,571
Mínimo	0,156	0,120	0,208	0,149	0,231	0,310	0,423	0,362	0,356	0,176	0,161	0,132	8,636
Media	2,031	2,449	3,135	3,658	3,290	3,145	3,181	2,882	1,765	0,605	0,715	1,507	28,363
Percentil 1%	0,167	0,153	0,225	0,166	0,292	0,312	0,503	0,372	0,364	0,197	0,180	0,178	9,576
Percentil 5%	0,206	0,199	0,332	0,315	0,402	0,409	0,569	0,522	0,418	0,251	0,216	0,232	11,474
Percentil 10%	0,257	0,315	0,587	0,442	0,600	0,541	0,750	0,757	0,481	0,297	0,264	0,270	13,515
Percentil 25%	0,428	0,674	1,261	0,894	1,173	1,023	1,296	1,198	0,620	0,359	0,320	0,338	18,444
Percentil 50%	1,006	1,310	2,077	2,588	2,474	2,318	2,350	2,158	1,027	0,477	0,450	0,767	27,034
Desviación típica	2,565	2,944	3,091	3,821	2,814	2,728	2,854	2,486	2,130	0,611	0,737	1,794	12,525
Coef. variación	1,263	1,202	0,986	1,045	0,855	0,867	0,897	0,863	1,207	1,010	1,030	1,191	0,442

1980/2005
(hm³)

Serie para asignación y reserva

	Oct	Nov	Dic	Ene	Feb	Mar	Abr	May	Jun	Jul	Ago	Sep	Total
Máximo	15,338	17,075	13,004	13,049	11,998	8,062	12,911	9,579	12,930	1,601	3,496	6,394	64,571
Mínimo	0,156	0,193	0,208	0,149	0,324	0,310	0,546	0,458	0,356	0,208	0,161	0,132	8,636
Media	2,921	3,410	4,242	3,684	3,195	2,437	3,482	2,581	1,774	0,535	0,777	1,618	30,656
Percentil 1%	0,162	0,214	0,214	0,183	0,338	0,311	0,552	0,502	0,359	0,211	0,168	0,150	8,998
Percentil 5%	0,189	0,303	0,327	0,289	0,393	0,327	0,750	0,651	0,378	0,234	0,192	0,209	10,509
Percentil 10%	0,227	0,385	0,818	0,325	0,518	0,417	1,308	0,730	0,433	0,290	0,224	0,252	14,647
Percentil 25%	0,566	0,894	1,330	0,648	1,277	0,687	1,683	1,026	0,590	0,334	0,306	0,365	18,912
Percentil 50%	1,941	2,416	2,215	2,663	1,885	1,494	2,797	2,081	0,766	0,453	0,370	0,983	27,034
Desviación típica	3,384	3,774	4,165	4,256	3,215	2,309	2,760	2,218	2,628	0,317	0,879	1,778	15,490
Coef. variación	1,158	1,106	0,982	1,155	1,006	0,947	0,793	0,859	1,481	0,592	1,131	1,098	0,505



402. Embalse de Luna

(hm ²)	Oct	Nov	Dic	Ene	Feb	Mar	Abr	May	Jun	Jul	Ago	Sep	Total
1940/41	2.512	0.562	0.729	6.035	5.191	2.010	5.103	3.030	1.410	0.568	0.592	0.911	28.654
1941/42	0.245	1.753	0.262	1.599	0.468	1.558	14.573	1.535	0.433	0.274	0.494	1.724	24.920
1942/43	1.057	0.432	0.553	2.133	1.094	1.771	2.896	0.562	0.275	0.748	0.261	0.431	12.212
1943/44	1.030	0.376	0.975	0.269	0.803	0.229	0.276	1.958	0.753	0.242	0.481	1.272	8.662
1944/45	0.570	0.401	1.120	3.514	0.862	2.642	0.486	0.307	0.576	0.253	0.819	0.212	11.762
1945/46	0.429	1.504	4.061	1.283	0.459	0.716	11.611	13.576	0.816	0.330	0.261	0.190	35.234
1946/47	0.269	0.353	5.958	0.988	10.356	7.880	0.959	5.482	0.516	0.339	0.601	2.136	35.839
1947/48	0.573	0.464	0.893	13.399	0.945	2.332	1.620	2.920	0.354	0.196	0.187	0.137	24.019
1948/49	0.209	0.105	0.298	0.155	0.128	0.240	0.192	0.874	0.197	0.127	0.624	7.350	10.500
1949/50	0.759	1.439	0.990	1.191	3.876	2.413	1.035	2.293	0.379	0.249	0.274	0.155	15.053
1950/51	0.136	0.241	2.105	1.692	5.040	4.799	3.079	4.596	1.889	0.484	0.443	0.548	25.051
1951/52	0.355	0.684	0.719	1.306	0.811	2.056	6.743	1.224	0.494	1.448	0.769	0.349	16.958
1952/53	0.579	0.509	2.160	0.802	0.714	0.323	0.686	0.251	6.524	0.322	0.223	0.181	13.274
1953/54	2.216	0.224	5.304	1.163	3.430	6.603	1.278	2.149	1.517	0.305	0.188	0.164	24.541
1954/55	0.139	1.420	0.640	7.378	6.530	0.644	0.458	0.260	4.157	0.588	0.333	0.267	22.815
1955/56	1.081	0.833	3.841	6.414	1.330	13.143	7.469	9.959	0.529	0.345	0.818	1.260	47.022
1956/57	0.250	0.206	0.229	0.131	0.378	0.238	0.784	1.885	9.227	0.396	0.493	0.302	14.518
1957/58	0.208	0.147	0.220	0.940	0.348	2.878	0.433	2.564	0.999	0.551	0.215	0.290	9.794
1958/59	0.225	0.146	8.281	0.531	3.317	12.479	1.763	2.865	1.216	0.364	0.407	11.102	42.695
1959/60	4.743	7.564	10.293	6.991	11.146	10.555	0.682	1.647	1.811	0.436	0.333	0.930	57.131
1960/61	9.568	2.219	4.101	3.384	0.829	0.601	1.435	4.214	0.665	0.301	0.223	1.566	29.106
1961/62	0.756	5.972	1.952	7.164	4.884	8.756	3.728	1.557	0.419	0.275	0.189	1.555	37.207
1962/63	0.664	1.292	1.484	7.780	6.441	3.740	6.068	0.928	1.624	0.553	2.877	0.622	34.072
1963/64	0.378	2.057	4.394	0.538	7.040	3.161	7.176	1.643	2.705	0.508	0.290	0.771	30.662
1964/65	0.907	1.834	1.666	4.827	2.922	8.440	0.552	0.404	0.300	0.178	0.145	2.435	24.610
1965/66	2.116	5.379	3.219	7.444	10.648	0.697	6.506	2.402	1.501	0.363	0.252	0.398	40.923
1966/67	5.883	9.396	1.050	2.341	3.421	2.158	2.568	0.695	0.300	0.204	0.170	0.181	28.368
1967/68	0.664	13.395	2.312	0.531	2.988	1.412	2.433	1.723	0.487	0.327	1.015	0.303	27.590
1968/69	0.229	2.308	1.877	2.628	3.860	15.269	20.803	4.594	3.318	0.835	0.606	6.933	63.258
1969/70	2.090	0.903	1.394	10.954	2.483	0.554	0.309	1.051	0.839	0.258	0.798	0.160	21.791
1970/71	0.805	0.708	0.480	4.621	1.087	0.763	9.738	11.154	6.161	7.902	0.567	1.328	45.314
1971/72	0.402	0.501	0.566	4.696	10.630	3.947	1.069	4.808	2.029	0.572	0.435	4.569	34.223
1972/73	1.626	3.059	4.967	6.477	1.842	0.418	0.908	2.538	1.708	0.351	0.452	0.210	24.556
1973/74	0.217	0.757	0.828	1.305	3.137	13.972	1.615	2.279	2.966	0.367	0.552	0.483	28.478
1974/75	0.661	2.047	0.336	1.868	5.067	5.831	1.492	7.429	1.093	0.343	0.375	0.831	27.373
1975/76	0.259	0.663	1.628	0.406	2.240	0.926	3.689	2.455	0.500	0.359	1.179	0.481	14.786
1976/77	3.519	1.936	10.205	11.375	4.238	2.670	0.500	4.055	6.670	0.599	0.462	0.283	46.512
1977/78	8.210	0.895	5.019	12.635	6.804	8.102	8.412	2.229	1.131	0.422	0.282	0.370	54.512
1978/79	0.130	0.088	2.858	23.601	10.291	4.481	2.235	12.128	1.816	0.464	0.319	0.362	58.774
1979/80	2.569	0.544	1.181	0.552	2.258	5.491	1.125	8.765	1.254	0.316	0.234	0.647	24.936
1980/81	1.848	2.505	1.489	0.530	2.812	0.926	1.493	2.122	0.512	0.250	0.160	0.784	15.431
1981/82	0.340	0.144	7.705	3.926	4.921	1.739	1.775	1.266	0.351	1.022	0.992	0.810	24.989
1982/83	3.151	4.202	7.132	0.671	8.968	1.673	3.807	0.712	1.654	0.278	2.179	0.235	34.664
1983/84	0.159	3.045	1.553	2.299	1.132	9.455	1.752	9.357	1.965	0.358	0.278	0.189	31.542
1984/85	1.325	16.596	0.979	3.879	5.513	4.636	3.604	4.610	0.586	0.337	0.228	0.152	42.446
1985/86	0.122	0.798	1.424	1.868	5.657	0.862	11.188	1.515	0.728	0.292	0.198	1.429	26.082
1986/87	0.475	1.107	1.035	2.346	2.124	0.948	3.308	0.749	0.388	0.604	0.242	0.167	13.493
1987/88	9.534	0.762	4.709	15.051	2.232	0.822	14.905	3.892	14.470	0.636	0.404	0.254	67.671
1988/89	1.140	0.221	0.163	0.154	1.595	0.379	2.848	0.785	0.272	0.206	0.221	0.298	8.282
1989/90	0.190	2.834	1.002	0.870	0.542	0.240	1.657	1.467	4.792	0.351	0.224	0.418	14.588
1990/91	5.719	4.320	1.171	0.528	1.774	3.538	3.573	0.394	0.545	0.212	0.142	1.947	23.863
1991/92	1.571	4.111	0.461	0.283	0.246	0.850	0.404	1.760	3.383	0.326	2.405	1.058	16.859
1992/93	7.479	0.568	6.427	0.503	0.432	0.645	4.608	3.784	1.046	0.248	0.369	2.901	29.011
1993/94	4.922	0.600	4.085	2.747	3.310	0.409	1.147	2.137	0.303	0.206	0.145	2.012	22.021
1994/95	4.682	3.689	2.344	2.458	2.135	1.341	0.422	0.973	0.262	0.160	0.150	0.241	18.856
1995/96	0.115	1.255	12.560	17.820	12.696	3.120	2.144	6.287	0.429	0.813	1.958	0.817	60.016
1996/97	0.259	3.210	12.530	15.099	1.177	0.473	2.155	3.592	2.553	1.457	1.128	0.364	43.997
1997/98	0.360	6.181	14.451	2.789	1.956	0.590	4.935	12.216	3.885	0.277	0.430	3.129	51.200
1998/99	0.350	0.248	1.182	1.502	0.444	4.585	4.526	4.064	0.803	0.511	0.987	8.625	27.828
1999/00	2.629	0.998	0.856	0.276	0.247	0.579	8.523	4.311	1.724	0.380	0.283	0.203	21.009
2000/01	14.069	11.428	11.686	16.291	1.454	9.590	3.393	1.182	0.429	0.367	0.250	0.687	70.827
2001/02	1.959	0.306	0.175	0.206	0.463	2.026	0.909	2.434	0.494	0.334	0.495	1.241	11.042
2002/03	0.618	3.082	3.880	7.541	15.520	4.969	2.133	1.988	0.481	0.266	0.361	3.756	44.595
2003/04	9.780	9.211	3.272	3.056	7.555	11.391	8.854	2.792	0.399	0.423	0.244	2.771	59.748
2004/05	2.453	0.261	0.895	0.179	0.735	0.160	1.301	1.117	0.554	0.155	0.120	0.096	8.025
2005/06	3.498	1.631	1.726	1.873	2.386	5.771	2.263	1.190	0.942	1.502	0.255	6.708	29.745

402. Embalse de Luna

1940/2005
(hm³)

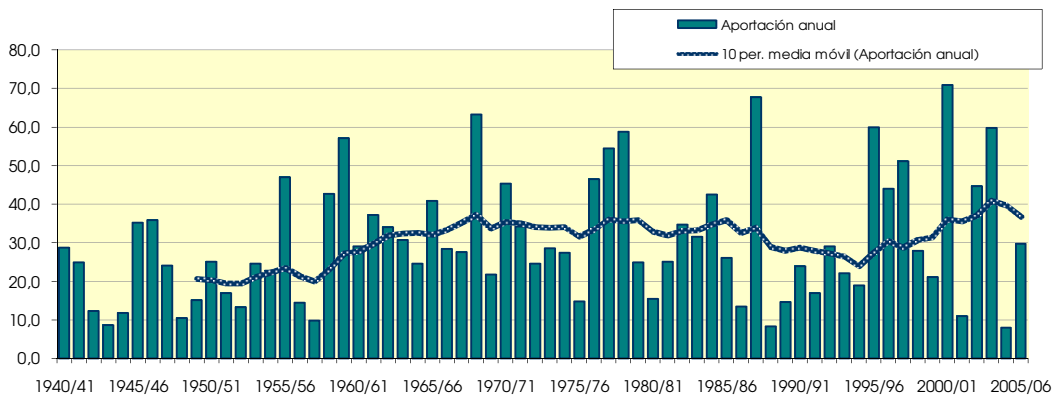
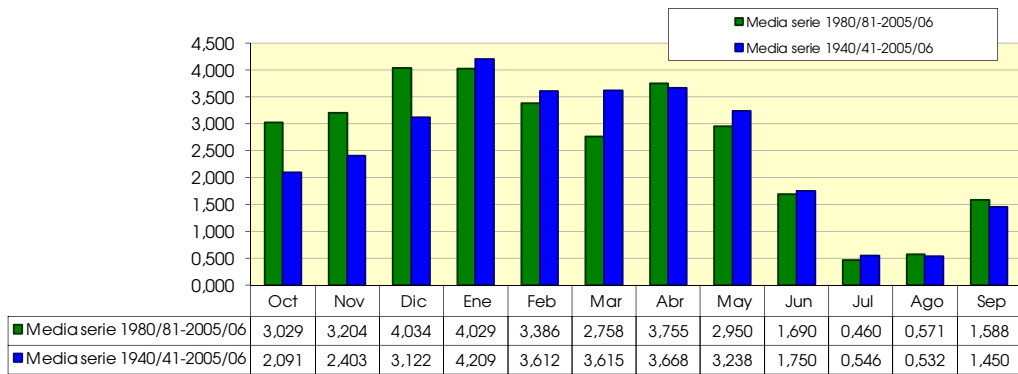
Serie completa

	Oct	Nov	Dic	Ene	Feb	Mar	Abr	May	Jun	Jul	Ago	Sep	Total
Máximo	14,069	16,596	14,451	23,601	15,520	15,269	20,803	13,576	14,470	7,902	2,877	11,102	70,827
Mínimo	0,115	0,088	0,163	0,131	0,128	0,160	0,192	0,251	0,197	0,127	0,120	0,096	8,025
Media	2,091	2,403	3,122	4,209	3,612	3,615	3,668	3,238	1,750	0,546	0,532	1,450	30,235
Percentil 1%	0,120	0,099	0,171	0,146	0,204	0,205	0,247	0,257	0,239	0,145	0,134	0,122	8,192
Percentil 5%	0,136	0,146	0,237	0,186	0,356	0,240	0,409	0,397	0,281	0,183	0,147	0,157	9,970
Percentil 10%	0,199	0,222	0,399	0,280	0,451	0,394	0,472	0,703	0,327	0,206	0,179	0,174	11,987
Percentil 25%	0,287	0,473	0,893	0,704	0,883	0,701	1,044	1,199	0,483	0,274	0,230	0,257	17,433
Percentil 50%	0,757	1,052	1,590	2,216	2,322	2,041	2,150	2,189	0,828	0,348	0,347	0,585	27,481
Desviación típica	2,901	3,302	3,453	5,072	3,516	3,885	4,058	3,136	2,389	0,963	0,538	2,190	15,855
Coef. variación	1,388	1,374	1,106	1,205	0,974	1,074	1,106	0,969	1,365	1,763	1,012	1,511	0,524

1980/2005
(hm³)

Serie para asignación y reserva

	Oct	Nov	Dic	Ene	Feb	Mar	Abr	May	Jun	Jul	Ago	Sep	Total
Máximo	14,069	16,596	14,451	17,820	15,520	11,391	14,905	12,216	14,470	1,502	2,405	8,625	70,827
Mínimo	0,115	0,144	0,163	0,154	0,246	0,160	0,404	0,394	0,262	0,155	0,120	0,096	8,025
Media	3,029	3,204	4,034	4,029	3,386	2,758	3,755	2,950	1,690	0,460	0,571	1,588	31,455
Percentil 1%	0,117	0,163	0,166	0,160	0,246	0,180	0,409	0,474	0,265	0,156	0,125	0,110	8,089
Percentil 5%	0,131	0,228	0,247	0,186	0,294	0,275	0,544	0,721	0,280	0,172	0,143	0,155	8,972
Percentil 10%	0,174	0,255	0,659	0,241	0,438	0,394	1,028	0,767	0,327	0,206	0,148	0,178	12,268
Percentil 25%	0,353	0,640	1,010	0,529	0,834	0,604	1,681	1,184	0,429	0,254	0,222	0,244	17,358
Percentil 50%	1,709	2,068	1,639	2,086	2,040	1,145	2,555	2,055	0,570	0,335	0,267	0,797	26,955
Desviación típica	3,632	3,904	4,363	5,498	3,912	3,184	3,481	2,768	2,874	0,361	0,653	2,093	18,347
Coef. variación	1,199	1,218	1,081	1,365	1,156	1,154	0,927	0,938	1,700	0,784	1,144	1,318	0,583



403. Embalse de San Bartolomé

(hm ²)	Oct	Nov	Dic	Ene	Feb	Mar	Abr	May	Jun	Jul	Ago	Sep	Total
1940/41	0.016	0.001	0.001	0.001	0.047	0.682	0.274	0.046	0.020	0.001	0.001	0.001	1.090
1941/42	0.001	0.005	0.001	0.001	0.001	0.036	0.666	0.009	0.001	0.001	0.001	0.001	0.723
1942/43	0.001	0.001	0.001	0.001	0.000	0.001	0.001	0.001	0.001	0.001	0.001	0.001	0.008
1943/44	0.001	0.001	0.001	0.001	0.001	0.001	0.001	0.009	0.001	0.001	0.001	0.001	0.017
1944/45	0.001	0.001	0.001	0.034	0.001	0.014	0.001	0.000	0.000	0.001	0.001	0.000	0.054
1945/46	0.000	0.054	0.091	0.050	0.024	0.060	1.104	1.446	0.019	0.003	0.002	0.001	2.853
1946/47	0.001	0.000	0.216	0.005	1.089	0.677	0.009	0.515	0.003	0.001	0.001	0.011	2.530
1947/48	0.001	0.000	0.001	0.629	0.027	0.148	0.032	0.023	0.001	0.001	0.001	0.001	0.862
1948/49	0.000	0.000	0.000	0.000	0.000	0.001	0.000	0.002	0.001	0.001	0.001	0.060	0.067
1949/50	0.001	0.008	0.001	0.003	0.068	0.064	0.002	0.103	0.001	0.001	0.001	0.000	0.253
1950/51	0.000	0.000	0.006	0.040	0.207	0.220	0.130	0.104	0.012	0.001	0.001	0.001	0.721
1951/52	0.000	0.001	0.001	0.001	0.001	0.003	0.148	0.001	0.001	0.018	0.001	0.001	0.174
1952/53	0.001	0.001	0.001	0.001	0.001	0.000	0.001	0.001	0.365	0.004	0.002	0.001	0.375
1953/54	0.061	0.001	0.028	0.017	0.054	0.213	0.001	0.007	0.001	0.001	0.001	0.000	0.385
1954/55	0.000	0.001	0.001	0.037	0.034	0.001	0.001	0.001	0.001	0.001	0.001	0.001	0.077
1955/56	0.001	0.001	0.004	0.079	0.022	0.379	0.137	0.289	0.001	0.001	0.001	0.001	0.915
1956/57	0.001	0.001	0.000	0.000	0.000	0.001	0.001	0.015	0.716	0.002	0.001	0.001	0.739
1957/58	0.001	0.000	0.000	0.001	0.001	0.011	0.001	0.008	0.001	0.001	0.001	0.001	0.025
1958/59	0.001	0.001	0.022	0.001	0.012	0.436	0.003	0.248	0.006	0.001	0.001	0.243	0.975
1959/60	0.198	0.712	0.407	0.632	0.780	1.006	0.009	0.373	0.097	0.002	0.001	0.001	4.218
1960/61	0.620	0.003	0.645	0.259	0.026	0.026	0.265	0.735	0.004	0.001	0.001	0.043	2.629
1961/62	0.001	0.495	0.013	0.478	0.316	0.284	0.208	0.054	0.001	0.001	0.001	0.027	1.878
1962/63	0.001	0.001	0.001	0.030	0.153	0.056	0.420	0.006	0.043	0.001	0.012	0.001	0.725
1963/64	0.001	0.001	0.001	0.001	0.103	0.031	0.411	0.002	0.001	0.001	0.001	0.001	0.553
1964/65	0.001	0.001	0.016	0.099	0.099	0.561	0.002	0.001	0.001	0.000	0.000	0.018	0.800
1965/66	0.096	0.208	0.193	0.401	0.784	0.053	0.361	0.319	0.241	0.001	0.001	0.001	2.659
1966/67	0.001	0.129	0.001	0.001	0.026	0.022	0.082	0.001	0.001	0.001	0.001	0.000	0.265
1967/68	0.000	1.341	0.008	0.003	0.208	0.295	0.316	0.194	0.040	0.001	0.001	0.001	2.408
1968/69	0.001	0.118	0.003	0.006	0.172	1.129	1.451	0.228	0.098	0.002	0.001	0.072	3.282
1969/70	0.001	0.001	0.001	0.084	0.070	0.001	0.001	0.001	0.001	0.001	0.001	0.000	0.161
1970/71	0.000	0.000	0.000	0.010	0.001	0.000	0.115	0.310	0.707	0.032	0.001	0.001	1.178
1971/72	0.001	0.001	0.001	0.022	0.195	0.027	0.001	0.108	0.025	0.001	0.001	0.055	0.435
1972/73	0.001	0.029	0.056	0.186	0.092	0.001	0.001	0.033	0.037	0.001	0.001	0.001	0.437
1973/74	0.000	0.000	0.001	0.001	0.054	1.043	0.093	0.002	0.001	0.001	0.001	0.001	1.196
1974/75	0.001	0.018	0.001	0.000	0.043	0.157	0.012	0.454	0.002	0.001	0.001	0.001	0.689
1975/76	0.000	0.043	0.113	0.001	0.099	0.097	0.214	0.035	0.001	0.001	0.001	0.000	0.604
1976/77	0.046	0.001	0.056	0.346	0.082	0.080	0.001	0.074	0.295	0.002	0.001	0.001	0.983
1977/78	0.059	0.001	0.008	0.242	0.255	0.293	0.228	0.002	0.001	0.001	0.001	0.001	1.090
1978/79	0.001	0.000	0.001	0.387	0.298	0.003	0.001	0.248	0.001	0.001	0.001	0.000	0.942
1979/80	0.001	0.001	0.001	0.001	0.184	0.184	0.001	0.236	0.002	0.001	0.001	0.001	0.613
1980/81	0.001	0.001	0.001	0.001	0.005	0.001	0.014	0.002	0.001	0.000	0.000	0.000	0.027
1981/82	0.000	0.000	0.124	0.007	0.364	0.016	0.061	0.007	0.001	0.001	0.007	0.001	0.588
1982/83	0.011	0.009	0.097	0.001	0.298	0.068	0.108	0.001	0.009	0.001	0.218	0.001	0.822
1983/84	0.000	0.128	0.005	0.019	0.023	0.633	0.019	0.408	0.034	0.001	0.000	0.000	1.271
1984/85	0.000	1.017	0.002	0.057	0.198	0.233	0.059	0.081	0.001	0.001	0.001	0.001	1.652
1985/86	0.000	0.000	0.001	0.001	0.102	0.006	0.183	0.001	0.001	0.001	0.001	0.001	0.297
1986/87	0.001	0.001	0.000	0.011	0.103	0.081	0.049	0.001	0.000	0.000	0.001	0.001	0.250
1987/88	0.500	0.001	0.042	0.449	0.055	0.017	0.866	0.103	1.542	0.010	0.001	0.001	3.588
1988/89	0.001	0.000	0.000	0.000	0.001	0.001	0.012	0.001	0.000	0.001	0.001	0.001	0.018
1989/90	0.000	0.046	0.001	0.001	0.000	0.000	0.002	0.195	0.030	0.001	0.001	0.001	0.277
1990/91	0.001	0.066	0.010	0.001	0.066	0.040	0.167	0.001	0.001	0.000	0.001	0.002	0.356
1991/92	0.001	0.001	0.001	0.000	0.000	0.000	0.000	0.001	0.044	0.001	0.001	0.001	0.050
1992/93	0.037	0.001	0.029	0.001	0.001	0.000	0.009	0.032	0.008	0.001	0.000	0.004	0.122
1993/94	0.003	0.001	0.001	0.001	0.001	0.001	0.001	0.001	0.001	0.001	0.001	0.001	0.011
1994/95	0.001	0.001	0.001	0.001	0.005	0.003	0.000	0.000	0.000	0.001	0.001	0.000	0.014
1995/96	0.000	0.000	0.204	0.341	0.752	0.260	0.230	0.043	0.001	0.001	0.002	0.001	1.834
1996/97	0.000	0.004	0.264	0.472	0.045	0.001	0.034	0.095	0.304	0.074	0.003	0.001	1.297
1997/98	0.001	0.101	0.104	0.008	0.086	0.010	0.016	0.028	0.006	0.001	0.001	0.001	0.363
1998/99	0.000	0.000	0.000	0.000	0.000	0.052	0.107	0.105	0.001	0.001	0.000	0.008	0.276
1999/00	0.001	0.001	0.000	0.000	0.000	0.000	0.054	0.053	0.002	0.001	0.000	0.000	0.113
2000/01	0.534	0.428	0.348	0.657	0.128	0.461	0.032	0.001	0.001	0.001	0.001	0.001	2.592
2001/02	0.000	0.000	0.000	0.000	0.000	0.000	0.000	0.001	0.001	0.001	0.001	0.000	0.006
2002/03	0.000	0.000	0.002	0.152	0.518	0.256	0.037	0.009	0.001	0.001	0.001	0.001	0.977
2003/04	0.103	0.124	0.001	0.008	0.158	0.472	0.427	0.090	0.001	0.001	0.001	0.013	1.398
2004/05	0.001	0.001	0.001	0.000	0.000	0.000	0.001	0.001	0.001	0.001	0.000	0.000	0.006
2005/06	0.001	0.001	0.001	0.001	0.001	0.016	0.039	0.063	0.002	0.001	0.001	0.138	0.263

403. Embalse de San Bartolomé

1940/2005
(hm³)

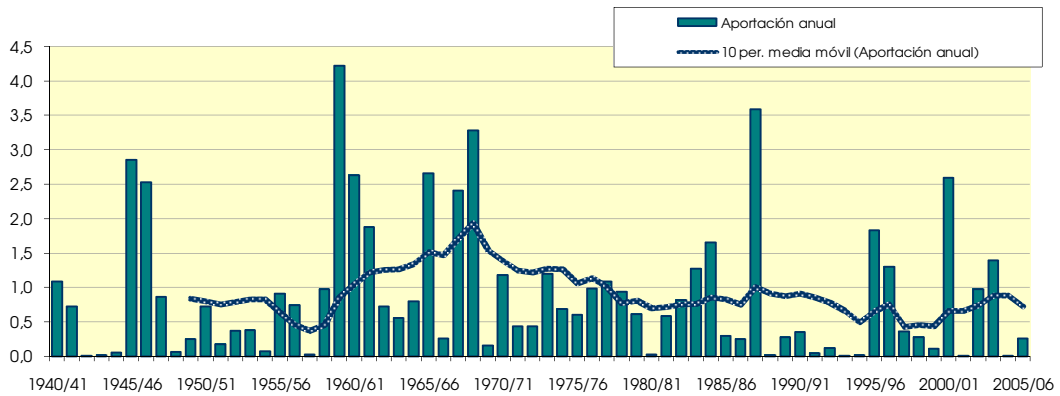
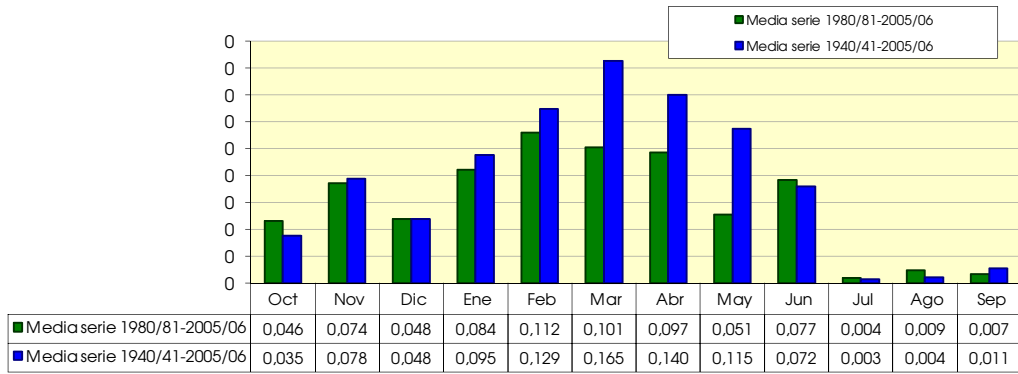
Serie completa

	Oct	Nov	Dic	Ene	Feb	Mar	Abr	May	Jun	Jul	Ago	Sep	Total
Máximo	0,620	1,341	0,645	0,657	1,089	1,129	1,451	1,446	1,542	0,074	0,218	0,243	4,218
Mínimo	0,000	0,000	0,000	0,000	0,000	0,000	0,000	0,000	0,000	0,000	0,000	0,000	0,006
Media	0,035	0,078	0,048	0,095	0,129	0,165	0,140	0,115	0,072	0,003	0,004	0,011	0,895
Percentil 1%	0,000	0,000	0,000	0,000	0,000	0,000	0,000	0,000	0,000	0,000	0,000	0,000	0,006
Percentil 5%	0,000	0,000	0,000	0,000	0,000	0,000	0,000	0,001	0,000	0,000	0,000	0,000	0,012
Percentil 10%	0,000	0,000	0,000	0,000	0,000	0,000	0,001	0,001	0,001	0,001	0,001	0,000	0,022
Percentil 25%	0,000	0,001	0,001	0,001	0,001	0,001	0,001	0,001	0,001	0,001	0,001	0,001	0,193
Percentil 50%	0,001	0,001	0,001	0,004	0,050	0,034	0,032	0,025	0,001	0,001	0,001	0,001	0,609
Desviación típica	0,118	0,232	0,112	0,178	0,215	0,267	0,264	0,223	0,230	0,010	0,027	0,036	0,976
Coef. variación	3,366	2,993	2,358	1,865	1,663	1,614	1,885	1,945	3,208	3,485	6,117	3,287	1,090

1980/2005
(hm³)

Serie para asignación y reserva

	Oct	Nov	Dic	Ene	Feb	Mar	Abr	May	Jun	Jul	Ago	Sep	Total
Máximo	0,534	1,017	0,348	0,657	0,752	0,633	0,866	0,408	1,542	0,074	0,218	0,138	3,588
Mínimo	0,000	0,000	0,000	0,000	0,000	0,000	0,000	0,000	0,000	0,000	0,000	0,000	0,006
Media	0,046	0,074	0,048	0,084	0,112	0,101	0,097	0,051	0,077	0,004	0,009	0,007	0,710
Percentil 1%	0,000	0,000	0,000	0,000	0,000	0,000	0,000	0,000	0,000	0,000	0,000	0,000	0,006
Percentil 5%	0,000	0,000	0,000	0,000	0,000	0,000	0,000	0,001	0,000	0,000	0,000	0,000	0,007
Percentil 10%	0,000	0,000	0,000	0,000	0,000	0,000	0,001	0,001	0,001	0,001	0,000	0,000	0,012
Percentil 25%	0,000	0,001	0,001	0,001	0,001	0,001	0,010	0,001	0,001	0,001	0,001	0,001	0,066
Percentil 50%	0,001	0,001	0,001	0,001	0,034	0,013	0,036	0,008	0,001	0,001	0,001	0,001	0,287
Desviación típica	0,140	0,212	0,092	0,181	0,184	0,176	0,184	0,088	0,305	0,014	0,043	0,027	0,905
Coef. variación	3,041	2,847	1,930	2,143	1,644	1,739	1,889	1,730	3,979	3,779	4,530	3,940	1,273



404. Río Arba de Luesia: las Vegas y Egea II

(hm ²)	Oct	Nov	Dic	Ene	Feb	Mar	Abr	May	Jun	Jul	Ago	Sep	Total
1940/41	2.567	0.974	1.568	4.091	5.080	4.148	4.708	3.002	2.038	0.749	0.841	1.279	31.045
1941/42	0.386	2.259	0.569	2.717	0.901	3.250	11.794	1.591	0.783	0.420	0.655	1.989	27.314
1942/43	1.022	0.708	0.958	2.500	1.805	2.211	2.581	0.802	0.488	0.864	0.379	0.736	15.054
1943/44	1.355	0.655	1.375	0.539	1.226	0.647	0.585	2.128	1.278	0.366	0.886	2.066	13.106
1944/45	0.964	0.672	2.141	3.977	1.270	3.469	0.777	0.497	1.128	0.376	1.354	0.336	16.960
1945/46	0.678	1.560	4.256	1.625	0.810	1.443	11.104	13.886	1.589	0.561	0.458	0.303	38.274
1946/47	0.425	0.534	8.022	1.621	10.847	8.636	1.340	5.826	0.996	0.505	0.907	3.078	42.738
1947/48	0.649	0.658	1.338	12.104	1.323	2.776	1.483	2.673	0.698	0.291	0.292	0.254	24.541
1948/49	0.391	0.184	0.631	0.385	0.252	0.718	0.440	1.173	0.401	0.195	1.113	6.064	11.948
1949/50	1.049	1.777	1.587	1.956	4.227	2.819	1.516	2.871	0.674	0.357	0.392	0.249	19.475
1950/51	0.258	0.495	3.181	2.580	5.812	6.616	4.158	4.178	1.546	0.671	0.884	0.788	31.168
1951/52	0.508	1.317	1.117	1.600	1.096	1.876	6.468	1.413	0.640	1.247	0.774	0.591	18.648
1952/53	1.118	0.690	2.197	1.286	0.616	0.405	0.998	0.380	6.104	0.550	0.352	0.347	15.043
1953/54	3.348	0.354	3.907	1.954	3.598	5.637	1.383	2.330	1.112	0.438	0.274	0.280	24.615
1954/55	0.215	1.412	0.769	4.648	4.300	0.841	0.790	0.395	2.678	0.597	0.394	0.354	17.394
1955/56	1.097	0.713	2.395	4.215	1.222	7.854	4.874	6.275	0.730	0.490	0.682	1.218	31.764
1956/57	0.366	0.329	0.304	0.186	0.424	0.518	0.969	1.486	8.769	0.595	0.651	0.336	14.932
1957/58	0.284	0.213	0.288	1.137	0.493	2.639	0.694	2.296	1.478	0.557	0.313	0.527	10.920
1958/59	0.303	0.218	4.811	0.933	2.123	6.761	1.411	2.533	1.053	0.508	0.503	9.072	30.230
1959/60	4.747	7.684	8.053	6.520	8.917	9.318	1.266	2.154	1.325	0.612	0.524	0.953	52.073
1960/61	8.693	1.853	6.333	3.604	1.177	0.707	2.557	5.159	0.736	0.451	0.337	2.673	34.278
1961/62	1.095	6.851	2.351	5.811	3.823	5.459	2.899	1.856	0.584	0.391	0.314	2.246	33.681
1962/63	0.764	1.168	1.071	4.148	4.430	3.877	5.396	1.337	2.267	0.731	4.264	1.091	30.545
1963/64	0.558	2.027	2.928	0.776	4.639	2.970	6.338	1.856	2.329	0.810	0.416	1.077	26.725
1964/65	1.415	2.262	2.282	5.085	2.246	7.630	1.095	0.779	0.492	0.259	0.219	2.211	25.973
1965/66	2.324	5.326	4.237	5.320	10.045	1.291	5.363	3.299	2.075	0.544	0.384	0.666	40.873
1966/67	4.107	6.743	1.601	2.180	2.725	2.153	2.658	1.019	0.508	0.311	0.338	0.337	24.680
1967/68	0.935	12.400	1.663	0.982	2.899	2.406	2.931	2.528	0.996	0.517	1.189	0.518	29.964
1968/69	0.401	2.617	2.321	2.338	3.211	12.610	14.920	4.693	2.699	1.077	0.588	6.783	54.259
1969/70	1.913	1.156	1.953	8.583	3.684	1.023	0.570	1.282	1.384	0.371	0.925	0.246	23.090
1970/71	0.817	1.056	0.593	3.873	1.474	1.005	7.227	9.816	8.295	5.148	0.776	1.870	41.950
1971/72	0.584	0.886	0.887	5.402	9.684	3.513	1.406	4.407	2.084	1.297	0.539	4.165	34.856
1972/73	1.440	3.183	5.606	6.053	2.639	0.571	0.821	2.973	2.010	0.507	0.610	0.331	26.743
1973/74	0.304	1.102	1.487	1.905	4.397	13.566	2.054	1.565	2.197	0.541	0.746	0.774	30.639
1974/75	1.283	3.779	0.490	2.577	5.582	6.305	2.138	9.171	1.057	0.479	0.583	1.256	34.699
1975/76	0.371	1.779	2.698	0.547	3.192	1.894	3.117	1.892	0.513	0.679	1.579	0.723	18.986
1976/77	4.154	2.071	6.968	9.392	4.748	2.227	0.764	4.501	7.323	0.790	0.716	0.401	44.057
1977/78	6.717	0.888	3.568	11.574	5.808	7.519	6.610	1.807	1.528	0.592	0.409	0.651	47.671
1978/79	0.190	0.132	2.900	19.015	9.923	3.301	2.048	8.841	1.344	0.658	0.466	0.560	49.378
1979/80	2.774	1.079	2.246	0.915	4.699	6.749	1.158	8.039	1.366	0.445	0.381	0.830	30.681
1980/81	3.021	2.766	2.795	0.829	2.267	1.190	2.080	2.498	0.617	0.355	0.289	0.787	19.493
1981/82	0.562	0.204	8.543	4.533	6.259	1.469	1.491	1.218	0.479	0.865	1.343	1.162	28.128
1982/83	3.791	5.640	10.416	0.728	8.702	2.670	4.765	0.870	1.365	0.390	4.025	0.348	43.710
1983/84	0.233	4.537	1.675	2.955	1.738	8.060	2.640	8.845	2.224	0.507	0.419	0.312	34.145
1984/85	1.696	19.219	1.578	3.652	5.484	5.465	3.255	4.382	0.853	0.483	0.330	0.225	46.620
1985/86	0.194	1.333	1.793	3.171	6.762	1.383	9.247	1.086	0.741	0.409	0.284	1.142	27.545
1986/87	1.001	1.929	1.517	2.856	3.211	2.075	3.500	0.661	0.603	0.797	0.345	0.246	18.740
1987/88	8.832	1.025	3.800	13.788	2.646	1.188	14.212	3.252	15.425	1.041	0.582	0.367	66.157
1988/89	1.196	0.293	0.218	0.159	1.553	0.330	2.939	0.787	0.371	0.317	0.331	0.579	9.072
1989/90	0.249	3.390	1.054	0.904	0.807	0.324	2.054	3.389	4.963	0.500	0.327	0.932	18.893
1990/91	4.379	3.904	2.114	0.653	1.716	2.624	3.940	0.481	0.629	0.322	0.207	2.577	23.545
1991/92	2.815	5.185	0.622	0.356	0.334	1.113	0.560	0.732	2.965	0.468	2.118	1.199	18.466
1992/93	7.984	0.809	7.689	0.599	0.463	0.487	3.419	3.424	1.225	0.350	0.558	3.292	30.299
1993/94	4.590	0.894	4.899	3.034	2.999	0.546	1.530	2.026	0.423	0.300	0.219	1.896	23.355
1994/95	3.335	4.047	2.507	3.036	2.584	1.679	0.588	0.914	0.386	0.238	0.279	0.454	20.047
1995/96	0.167	1.403	13.674	13.041	13.286	3.348	3.484	4.276	0.619	0.789	2.904	1.399	58.391
1996/97	0.363	4.164	13.311	13.097	1.414	0.622	1.722	3.199	5.243	1.807	2.171	0.503	47.617
1997/98	0.534	7.844	12.350	2.949	2.234	0.919	4.125	9.702	4.344	0.388	0.350	4.089	49.830
1998/99	0.648	0.552	1.297	2.047	0.748	4.416	5.989	4.445	0.834	0.701	1.108	6.489	29.274
1999/00	2.201	1.384	1.277	0.372	0.400	0.661	6.845	3.932	1.653	0.528	0.474	0.293	20.020
2000/01	16.504	11.875	11.123	13.933	1.944	8.813	2.418	1.044	0.597	0.522	0.368	0.644	69.785
2001/02	1.759	0.409	0.247	0.316	0.624	1.818	1.421	2.233	0.797	0.350	1.017	1.076	12.067
2002/03	0.823	3.297	5.214	8.985	12.100	4.758	2.935	1.651	0.713	0.381	0.396	3.232	44.485
2003/04	6.361	6.165	2.523	2.729	6.423	7.963	7.223	2.939	0.580	0.520	0.447	3.284	47.157
2004/05	2.652	0.392	1.145	0.297	1.322	0.381	1.303	1.387	0.953	0.225	0.176	0.144	10.378
2005/06	3.800	2.257	1.829	2.178	1.822	4.216	2.606	1.390	0.822	1.160	0.385	6.679	29.144

404. Río Arba de Luesia: las Vegas y Egea II

1940/2005

(hm³)

Serie completa

	Oct	Nov	Dic	Ene	Feb	Mar	Abr	May	Jun	Jul	Ago	Sep	Total
Máximo	16,504	19,219	13,674	19,015	13,286	13,566	14,920	13,886	15,425	5,148	4,264	9,072	69,785
Mínimo	0,167	0,132	0,218	0,159	0,252	0,324	0,440	0,380	0,371	0,195	0,176	0,144	9,072
Media	2,155	2,677	3,316	3,907	3,594	3,453	3,450	3,113	1,935	0,640	0,755	1,569	30,566

Percentil 1%	0,182	0,166	0,237	0,176	0,305	0,328	0,518	0,390	0,381	0,215	0,197	0,196	9,921
Percentil 5%	0,220	0,215	0,350	0,326	0,433	0,425	0,585	0,538	0,437	0,267	0,233	0,247	11,977
Percentil 10%	0,271	0,342	0,608	0,462	0,620	0,558	0,770	0,783	0,500	0,314	0,287	0,287	14,988
Percentil 25%	0,446	0,695	1,282	0,945	1,283	1,045	1,350	1,296	0,649	0,383	0,346	0,357	19,479
Percentil 50%	1,072	1,394	2,169	2,649	2,642	2,515	2,569	2,265	1,084	0,508	0,470	0,787	29,209
Desviación típica	2,770	3,339	3,281	4,090	3,122	3,084	3,192	2,745	2,487	0,631	0,781	1,875	13,786
Coef. variación	1,285	1,247	0,989	1,047	0,869	0,893	0,925	0,882	1,285	0,985	1,035	1,195	0,451

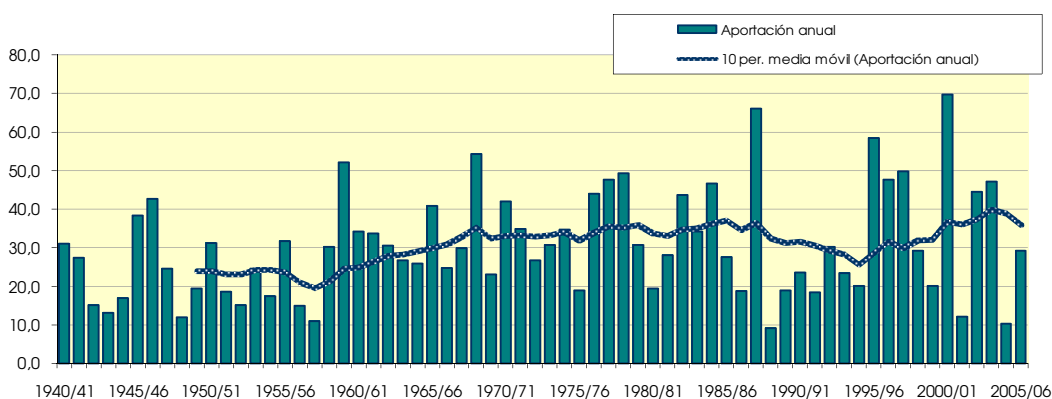
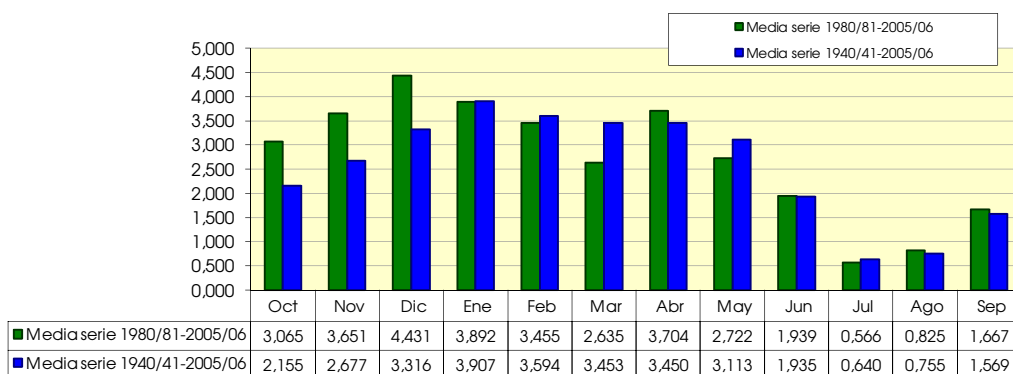
1980/2005

(hm³)

Serie para asignación y reserva

	Oct	Nov	Dic	Ene	Feb	Mar	Abr	May	Jun	Jul	Ago	Sep	Total
Máximo	16,504	19,219	13,674	13,933	13,286	8,813	14,212	9,702	15,425	1,807	4,025	6,679	69,785
Mínimo	0,167	0,204	0,218	0,159	0,334	0,324	0,560	0,481	0,371	0,225	0,176	0,144	9,072
Media	3,065	3,651	4,431	3,892	3,455	2,635	3,704	2,722	1,939	0,566	0,825	1,667	32,552

Percentil 1%	0,174	0,226	0,225	0,193	0,351	0,326	0,567	0,526	0,375	0,228	0,184	0,164	9,398
Percentil 5%	0,204	0,317	0,340	0,302	0,416	0,343	0,767	0,679	0,396	0,253	0,210	0,230	10,800
Percentil 10%	0,241	0,401	0,838	0,336	0,544	0,434	1,362	0,759	0,451	0,309	0,249	0,270	15,266
Percentil 25%	0,583	0,926	1,352	0,671	1,345	0,725	1,805	1,055	0,606	0,351	0,328	0,389	19,625
Percentil 50%	1,980	2,512	2,310	2,792	2,089	1,574	2,937	2,130	0,810	0,476	0,391	1,004	28,636
Desviación típica	3,632	4,192	4,388	4,562	3,515	2,543	3,000	2,317	3,089	0,348	0,955	1,832	16,911
Coef. variación	1,185	1,148	0,990	1,172	1,017	0,965	0,810	0,851	1,593	0,616	1,158	1,099	0,519



406. Río Arba de Biel: las Vegas y Ejea I

(hm ²)	Oct	Nov	Dic	Ene	Feb	Mar	Abr	May	Jun	Jul	Ago	Sep	Total
1940/41	4.210	0.599	0.747	11,104	7.599	2.838	8.575	4.745	1.775	0.676	0.722	1,171	44,760
1941/42	0.245	1.998	0.269	1,649	0.527	1,910	28,051	2.587	0.468	0.274	0.530	2,148	40,657
1942/43	1,528	0.457	0.667	2,873	1,148	2,982	4,502	0,750	0,275	0,804	0,276	0,473	16,734
1943/44	1,178	0,382	1,360	0,269	1,087	0,229	0,284	2,867	1,142	0,242	0,603	1,293	10,837
1944/45	0,594	0,442	1,229	4,569	0,923	3,246	0,496	0,313	0,593	0,257	0,866	0,212	13,741
1945/46	0,444	2,076	5,878	1,962	0,525	0,919	18,830	21,382	0,968	0,330	0,266	0,196	53,776
1946/47	0,282	0,390	6,637	1,157	16,086	12,076	1,151	7,548	0,521	0,339	0,657	2,281	49,124
1947/48	0,682	0,514	1,079	18,536	1,180	3,305	2,445	4,273	0,371	0,196	0,206	0,138	32,924
1948/49	0,214	0,106	0,316	0,161	0,128	0,247	0,196	1,014	0,202	0,128	0,686	9,512	12,908
1949/50	0,772	1,558	1,067	1,227	4,303	2,805	1,096	2,663	0,384	0,250	0,307	0,158	16,589
1950/51	0,138	0,254	2,831	2,471	7,368	6,485	4,985	7,795	3,711	0,493	0,454	0,623	37,608
1951/52	0,384	0,763	0,819	1,587	0,830	2,575	8,962	1,453	0,534	1,649	0,796	0,359	20,710
1952/53	0,611	0,571	2,443	0,830	0,745	0,336	0,899	0,252	11,032	0,322	0,224	0,182	18,448
1953/54	3,143	0,224	8,683	1,415	4,015	9,787	2,361	3,515	2,433	0,311	0,188	0,164	36,242
1954/55	0,139	1,699	0,761	9,565	10,051	0,738	0,484	0,263	4,307	0,632	0,371	0,279	29,289
1955/56	1,729	0,944	5,732	9,546	1,864	19,779	9,782	15,598	0,533	0,345	1,110	1,680	68,643
1956/57	0,250	0,210	0,242	0,132	0,433	0,246	0,995	2,859	11,610	0,401	0,497	0,382	18,256
1957/58	0,216	0,148	0,242	1,282	0,360	3,270	0,451	2,914	1,195	0,572	0,216	0,293	11,159
1958/59	0,238	0,146	12,618	0,564	4,822	18,600	2,556	4,670	1,516	0,368	0,431	15,673	62,202
1959/60	8,752	13,066	16,943	13,509	16,874	19,611	0,744	3,104	3,560	0,442	0,335	1,326	98,266
1960/61	20,321	4,209	8,796	7,311	1,273	0,917	2,402	6,947	1,004	0,302	0,223	2,011	55,717
1961/62	0,803	10,473	2,887	11,891	7,522	13,538	5,648	1,820	0,422	0,275	0,189	1,735	57,202
1962/63	0,771	1,461	1,696	11,625	10,329	4,993	9,937	1,030	1,754	0,567	2,986	0,643	47,792
1963/64	0,393	2,366	6,494	0,676	11,477	4,691	11,627	1,958	3,242	0,510	0,291	0,814	44,538
1964/65	0,957	2,166	2,079	5,881	4,383	12,895	0,574	0,416	0,313	0,179	0,145	2,869	32,857
1965/66	4,078	7,992	3,900	11,697	15,090	0,730	10,404	3,095	1,692	0,363	0,252	0,412	59,706
1966/67	8,447	13,339	1,095	3,395	5,298	2,935	4,564	0,836	0,301	0,204	0,175	0,187	40,775
1967/68	0,801	20,566	2,785	0,533	4,083	1,742	3,356	2,646	0,673	0,328	1,097	0,305	38,914
1968/69	0,229	3,250	2,113	3,701	5,699	26,736	37,984	7,172	5,930	0,910	0,878	8,073	102,675
1969/70	3,250	1,144	1,628	15,622	3,165	0,610	0,310	1,335	0,845	0,258	1,066	0,160	29,393
1970/71	0,970	0,779	0,571	7,183	1,110	0,788	15,089	16,375	8,481	9,319	0,569	1,390	62,624
1971/72	0,411	0,537	0,638	5,903	13,726	5,198	1,076	6,826	2,640	0,579	0,455	7,077	45,067
1972/73	2,332	5,107	6,685	9,273	1,936	0,421	1,239	2,822	2,689	0,351	0,466	0,211	33,530
1973/74	0,221	0,921	0,957	1,470	4,048	22,664	2,583	2,722	3,489	0,367	0,618	0,569	40,629
1974/75	0,662	2,249	0,336	1,889	6,056	6,555	1,560	9,746	1,163	0,344	0,395	0,967	31,922
1975/76	0,259	0,697	2,593	0,421	2,639	1,042	4,995	3,104	0,613	0,366	1,276	0,500	18,506
1976/77	4,564	2,244	13,818	16,127	5,338	3,990	0,504	5,281	9,172	0,608	0,464	0,283	62,392
1977/78	11,756	1,113	6,822	16,112	10,532	11,254	12,967	3,112	1,331	0,422	0,282	0,381	76,085
1978/79	0,130	0,088	4,016	33,132	14,000	5,668	2,679	16,963	2,376	0,465	0,319	0,368	80,204
1979/80	2,959	0,567	1,263	0,564	2,967	6,544	1,333	12,198	1,398	0,316	0,234	0,662	31,004
1980/81	1,887	2,848	1,496	0,530	3,221	0,945	1,588	2,252	0,531	0,250	0,160	0,869	16,577
1981/82	0,340	0,144	9,789	4,689	7,828	2,123	2,563	1,810	0,359	1,301	1,216	0,847	33,009
1982/83	4,069	4,897	8,314	0,754	13,619	1,870	4,374	0,814	2,176	0,286	2,382	0,235	43,790
1983/84	0,159	3,675	2,096	2,664	1,260	14,178	1,858	14,745	2,372	0,358	0,278	0,189	43,833
1984/85	1,380	20,493	1,050	5,651	7,440	6,242	4,350	6,084	0,639	0,337	0,228	0,152	54,046
1985/86	0,122	0,843	1,605	2,007	7,265	1,011	15,971	2,206	0,822	0,293	0,198	2,030	34,372
1986/87	0,518	1,193	1,170	3,326	2,886	1,127	3,718	0,947	0,392	0,775	0,243	0,167	16,463
1987/88	16,902	1,040	6,648	22,227	2,557	0,865	21,372	5,867	19,108	0,636	0,406	0,254	97,884
1988/89	1,392	0,230	0,167	0,168	2,248	0,502	4,031	1,216	0,275	0,207	0,225	0,299	10,961
1989/90	0,195	3,366	1,090	1,000	0,552	0,240	1,793	2,179	5,852	0,352	0,224	0,441	17,286
1990/91	6,802	4,893	1,266	0,590	2,447	4,804	4,769	0,431	0,559	0,212	0,142	2,955	29,871
1991/92	1,666	4,788	0,472	0,295	0,250	0,906	0,413	2,879	4,585	0,327	2,814	1,259	20,652
1992/93	9,106	0,596	7,667	0,556	0,542	0,815	6,545	4,925	1,096	0,248	0,382	3,361	35,839
1993/94	7,381	0,702	4,260	3,080	4,159	0,424	1,156	2,614	0,304	0,206	0,145	2,493	26,924
1994/95	5,869	4,650	2,718	2,894	2,566	1,501	0,446	1,039	0,263	0,160	0,153	0,242	22,501
1995/96	0,115	1,389	15,960	28,067	16,785	5,328	2,922	9,446	0,435	0,870	2,020	0,839	84,176
1996/97	0,259	3,460	16,316	22,702	1,465	0,513	3,599	5,373	3,329	1,784	1,211	0,408	60,421
1997/98	0,379	6,770	17,992	3,301	2,340	0,652	5,740	13,787	4,532	0,277	0,467	3,252	59,489
1998/99	0,351	0,250	1,244	1,653	0,493	5,472	5,765	4,743	0,853	0,538	1,006	9,569	31,936
1999/00	2,928	1,054	0,866	0,280	0,249	0,620	10,860	5,863	2,323	0,380	0,283	0,203	25,910
2000/01	22,719	15,780	16,501	24,746	2,235	13,379	4,113	1,542	0,429	0,369	0,250	0,756	102,819
2001/02	2,061	0,308	0,175	0,209	0,471	2,460	0,941	2,846	0,528	0,338	0,527	1,281	12,147
2002/03	0,630	3,325	4,401	9,218	23,768	7,496	2,880	2,822	0,502	0,266	0,372	4,602	60,283
2003/04	17,250	13,834	4,940	4,069	11,852	20,168	15,613	4,225	0,399	0,474	0,246	3,854	96,923
2004/05	2,947	0,262	1,126	0,179	0,813	0,171	1,373	1,291	0,562	0,155	0,120	0,096	9,093
2005/06	4,939	1,897	1,959	2,597	3,886	7,668	3,431	1,346	1,315	1,759	0,257	8,974	40,029

406. Río Arba de Biel: las Vegas y Ejea I

1940/2005

(hm³)

Serie completa

	Oct	Nov	Dic	Ene	Feb	Mar	Abr	May	Jun	Jul	Ago	Sep	Total
Máximo	22,719	20,566	17,992	33,132	23,768	26,736	37,984	21,382	19,108	9,319	2,986	15,673	102,819
Mínimo	0,115	0,088	0,167	0,132	0,128	0,171	0,196	0,252	0,202	0,128	0,120	0,096	9,093
Media	3,067	3,189	4,137	6,004	5,072	5,263	5,468	4,549	2,291	0,594	0,575	1,785	41,995

Percentil 1%	0,120	0,100	0,173	0,150	0,207	0,208	0,253	0,259	0,241	0,146	0,134	0,123	10,227
Percentil 5%	0,138	0,146	0,249	0,186	0,378	0,246	0,421	0,420	0,282	0,183	0,147	0,158	11,406
Percentil 10%	0,205	0,227	0,404	0,287	0,509	0,423	0,490	0,825	0,336	0,206	0,181	0,174	15,102
Percentil 25%	0,296	0,520	1,054	0,773	1,120	0,828	1,152	1,475	0,507	0,274	0,230	0,260	21,158
Percentil 50%	0,802	1,169	2,019	2,768	3,066	2,822	2,901	2,863	1,050	0,348	0,371	0,633	36,925
Desviación típica	4,920	4,704	4,767	7,545	5,246	6,348	6,946	4,592	3,269	1,144	0,595	2,873	24,675
Coef. variación	1,604	1,475	1,152	1,257	1,034	1,206	1,270	1,009	1,427	1,925	1,033	1,610	0,588

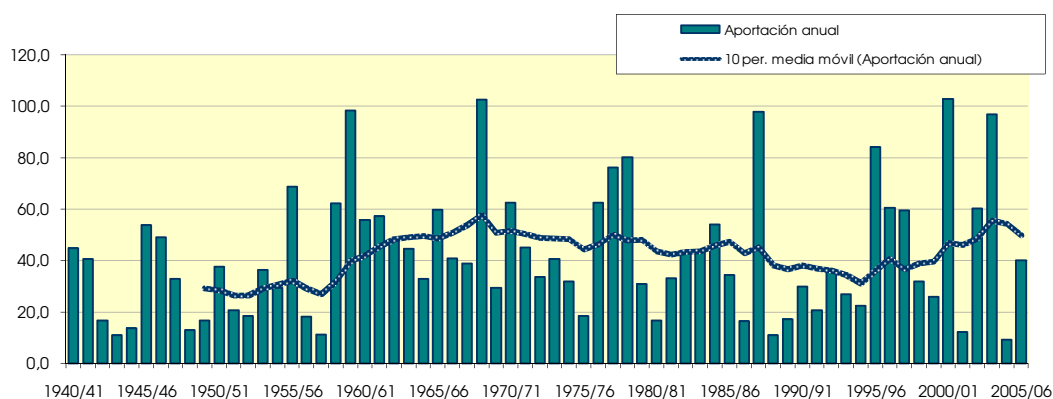
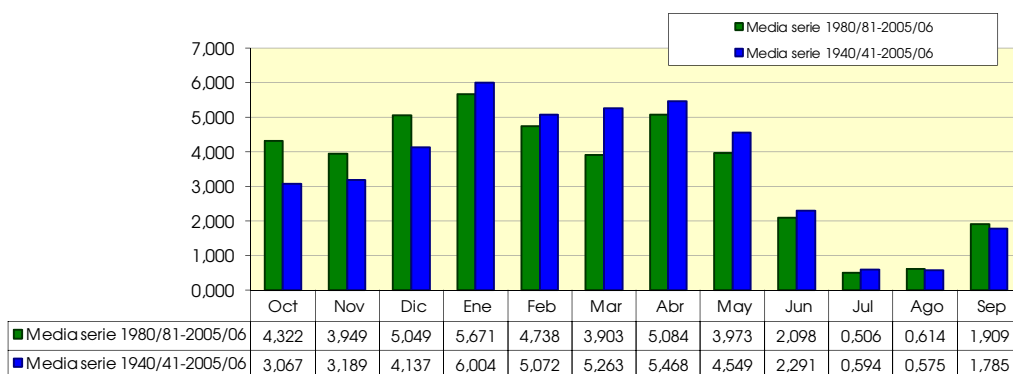
1980/2005

(hm³)

Serie para asignación y reserva

	Oct	Nov	Dic	Ene	Feb	Mar	Abr	May	Jun	Jul	Ago	Sep	Total
Máximo	22,719	20,493	17,992	28,067	23,768	20,168	21,372	14,745	19,108	1,784	2,814	9,569	102,819
Mínimo	0,115	0,144	0,167	0,168	0,249	0,171	0,413	0,431	0,263	0,155	0,120	0,096	9,093
Media	4,322	3,949	5,049	5,671	4,738	3,903	5,084	3,973	2,098	0,506	0,614	1,909	41,817

Percentil 1%	0,117	0,166	0,169	0,171	0,250	0,188	0,421	0,527	0,266	0,156	0,126	0,110	9,560
Percentil 5%	0,131	0,235	0,249	0,186	0,305	0,286	0,570	0,847	0,283	0,172	0,143	0,155	11,257
Percentil 10%	0,177	0,256	0,669	0,244	0,482	0,463	1,049	0,993	0,331	0,206	0,149	0,178	14,305
Percentil 25%	0,358	0,737	1,137	0,564	0,925	0,692	1,809	1,395	0,430	0,254	0,225	0,245	21,114
Percentil 50%	1,776	2,372	2,027	2,631	2,502	1,314	3,659	2,718	0,600	0,338	0,267	0,843	33,691
Desviación típica	6,019	5,138	5,704	8,466	5,829	5,097	5,216	3,715	3,798	0,450	0,734	2,538	27,818
Coef. variación	1,393	1,301	1,130	1,493	1,230	1,306	1,026	0,935	1,810	0,890	1,197	1,330	0,665



407. Río Arba de Luesia: las Vegas y Ejea III

(hm ²)	Oct	Nov	Dic	Ene	Feb	Mar	Abr	May	Jun	Jul	Ago	Sep	Total
1940/41	5.128	1.121	1.833	9.764	9.436	11.063	13.324	5.998	2.949	0.903	1.082	1.719	64.319
1941/42	0.437	2.985	0.636	3.573	1.090	4.267	37.269	2.896	0.915	0.490	0.809	2.831	58.198
1942/43	1.511	0.816	1.157	3.487	2.166	3.367	4.689	0.972	0.534	1.134	0.463	0.951	21.248
1943/44	1.810	0.749	2.035	0.588	1.724	0.693	0.651	3.421	1.658	0.416	1.128	2.900	17.772
1944/45	1.172	0.797	2.783	7.615	1.492	5.142	0.842	0.540	1.407	0.437	1.900	0.379	24.506
1945/46	0.796	2.712	8.062	2.774	1.058	2.007	34.417	41.630	2.759	0.837	0.614	0.377	98.043
1946/47	0.492	0.609	14.379	2.110	28.252	20.293	1.823	13.556	1.242	0.608	1.159	4.592	89.114
1947/48	0.785	0.759	1.722	28.991	2.103	5.244	2.729	4.612	0.781	0.336	0.370	0.305	48.739
1948/49	0.455	0.218	0.747	0.426	0.294	0.801	0.493	1.561	0.454	0.246	1.512	12.711	19.919
1949/50	1.295	2.584	2.136	2.834	6.998	4.502	2.041	4.936	0.740	0.408	0.491	0.286	29.251
1950/51	0.292	0.564	4.655	4.345	10.867	12.155	8.879	8.682	2.952	0.738	1.051	0.968	56.148
1951/52	0.584	1.697	1.401	2.178	1.366	2.843	14.474	2.022	0.722	1.574	0.902	0.705	30.467
1952/53	1.450	0.842	3.035	1.551	0.691	0.448	1.281	0.438	16.937	0.865	0.487	0.427	28.453
1953/54	6.728	0.444	8.995	3.287	7.014	12.898	2.701	4.396	1.652	0.495	0.319	0.328	49.259
1954/55	0.257	2.153	0.991	8.454	8.953	0.960	0.967	0.447	3.950	0.708	0.513	0.410	28.765
1955/56	1.752	0.888	4.640	8.852	2.883	20.922	10.844	17.295	0.853	0.561	1.100	1.835	72.424
1956/57	0.418	0.386	0.367	0.216	0.553	0.569	1.375	2.626	21.106	0.790	0.834	0.518	29.759
1957/58	0.342	0.253	0.332	1.547	0.554	3.774	0.778	3.499	1.853	0.675	0.368	0.632	14.606
1958/59	0.357	0.267	10.211	1.055	4.076	18.779	2.283	6.773	1.646	0.606	0.606	20.164	66.823
1959/60	12.808	23.180	23.138	22.991	25.613	34.247	2.051	7.925	2.905	0.741	0.617	1.383	157.600
1960/61	28.675	3.500	19.723	10.021	1.945	1.279	7.075	14.911	1.283	0.576	0.420	4.803	94.212
1961/62	1.404	18.070	3.887	16.099	9.905	13.687	7.413	3.319	0.664	0.451	0.385	3.956	79.241
1962/63	1.137	1.732	1.547	8.406	11.172	6.654	15.640	1.867	3.382	0.839	5.789	1.253	59.417
1963/64	0.612	2.646	4.580	0.907	9.931	4.923	17.532	2.392	2.841	0.927	0.475	1.263	49.030
1964/65	1.717	3.195	3.776	9.385	5.477	19.219	1.324	0.906	0.550	0.299	0.257	3.318	49.424
1965/66	5.911	11.383	7.989	13.040	23.632	2.184	14.988	8.429	4.206	0.650	0.458	0.831	93.700
1966/67	7.317	14.530	1.898	3.553	5.519	3.337	6.740	1.321	0.559	0.365	0.425	0.395	45.960
1967/68	1.282	38.696	2.692	1.240	5.876	5.268	7.872	5.078	1.408	0.609	1.589	0.590	72.198
1968/69	0.449	5.562	3.221	3.610	7.453	36.565	54.725	11.139	5.473	1.351	0.758	13.405	143.710
1969/70	3.292	1.572	2.633	18.592	6.517	1.245	0.630	1.765	1.676	0.427	1.347	0.286	39.982
1970/71	1.223	1.375	0.893	9.047	1.780	1.266	18.664	23.038	19.050	8.474	0.911	2.381	88.102
1971/72	0.685	1.114	1.219	9.975	18.547	6.525	1.762	10.404	3.643	1.705	0.613	10.141	66.334
1972/73	2.621	7.618	11.994	15.175	4.742	0.658	1.581	5.061	4.059	0.569	0.764	0.391	55.233
1973/74	0.366	1.650	2.122	2.794	8.328	39.700	4.925	2.654	3.316	0.599	0.936	0.929	68.320
1974/75	1.546	5.466	0.555	3.294	9.861	11.868	3.384	20.393	1.686	0.548	0.693	1.681	60.975
1975/76	0.415	2.505	6.689	0.705	5.663	3.479	8.259	3.886	0.578	0.788	1.996	0.837	35.800
1976/77	7.699	3.038	16.314	24.559	8.235	5.314	0.877	7.374	15.572	0.951	0.825	0.460	91.218
1977/78	14.737	1.468	8.641	24.829	14.779	16.671	17.642	3.209	1.931	0.657	0.462	0.802	105.830
1978/79	0.233	0.164	5.183	41.472	19.372	5.521	3.123	19.644	1.637	0.732	0.522	0.641	98.246
1979/80	3.997	1.299	3.176	1.118	9.053	12.115	2.011	16.697	1.994	0.507	0.458	1.070	53.496
1980/81	3.888	4.232	3.656	0.969	4.038	1.603	3.538	3.684	0.749	0.408	0.329	1.013	28.107
1981/82	0.686	0.235	15.104	6.735	13.763	2.467	3.241	1.991	0.551	1.209	1.823	1.471	49.275
1982/83	6.126	8.140	16.588	0.899	19.028	4.257	8.438	1.149	2.312	0.466	7.170	0.422	74.995
1983/84	0.273	8.356	3.989	5.216	2.858	21.464	4.096	20.240	3.524	0.576	0.472	0.342	71.406
1984/85	2.189	40.303	2.277	7.525	11.020	10.667	6.105	7.616	1.023	0.547	0.394	0.283	89.951
1985/86	0.234	1.801	2.693	4.171	12.321	2.119	19.963	1.823	0.912	0.455	0.339	1.851	48.682
1986/87	1.320	2.537	2.029	5.593	5.952	3.309	5.741	0.942	0.699	0.920	0.401	0.302	29.743
1987/88	30.185	1.622	9.248	31.416	3.872	1.547	36.898	6.705	36.334	1.342	0.706	0.438	160.312
1988/89	1.735	0.336	0.252	0.199	2.569	0.483	5.047	1.172	0.412	0.366	0.393	0.701	13.665
1989/90	0.294	5.625	1.388	1.154	0.935	0.355	2.913	5.595	6.939	0.572	0.384	1.140	27.295
1990/91	6.852	5.942	2.984	0.784	3.392	4.422	7.463	0.559	0.773	0.375	0.253	4.493	38.291
1991/92	3.588	7.281	0.698	0.386	0.382	1.388	0.683	1.324	5.280	0.529	2.697	1.581	25.816
1992/93	12.350	0.923	12.150	0.668	0.596	0.657	6.308	5.494	1.652	0.397	0.659	4.863	46.717
1993/94	7.475	1.063	7.368	4.274	4.801	0.594	2.071	2.833	0.474	0.359	0.283	2.562	34.156
1994/95	5.549	5.913	3.607	4.642	4.000	2.410	0.676	1.160	0.446	0.286	0.341	0.550	29.581
1995/96	0.198	1.838	24.389	29.466	29.048	7.656	7.779	8.780	0.690	0.942	3.598	1.659	116.043
1996/97	0.407	5.792	24.984	29.166	2.166	0.714	3.485	5.729	8.945	2.699	2.582	0.588	87.257
1997/98	0.664	11.951	20.712	4.466	3.879	1.260	6.563	15.423	7.208	0.438	0.432	5.097	78.092
1998/99	0.753	0.625	1.662	2.638	0.934	7.474	10.812	7.728	1.044	0.825	1.383	9.511	45.390
1999/00	3.096	1.796	1.617	0.402	0.483	0.911	11.901	7.025	2.193	0.571	0.534	0.333	30.860
2000/01	38.153	24.816	23.834	34.104	3.955	18.869	3.840	1.281	0.656	0.595	0.429	0.805	151.337
2001/02	2.291	0.461	0.282	0.368	0.728	2.632	1.847	3.172	0.956	0.408	1.269	1.328	15.741
2002/03	0.996	4.424	7.608	15.652	31.938	11.822	5.312	2.665	0.825	0.444	0.472	5.285	87.444
2003/04	14.823	12.639	4.161	4.601	15.275	26.307	22.600	7.038	0.669	0.617	0.530	6.331	115.590
2004/05	3.888	0.444	1.558	0.338	2.142	0.452	1.694	1.854	1.204	0.272	0.219	0.178	14.242
2005/06	5.889	3.364	2.532	3.522	3.880	7.504	5.613	2.205	1.398	1.612	0.455	11.687	49.659

407. Río Arba de Luesia: las Vegas y Ejea III

1940/2005

(hm³)

Serie completa

	Oct	Nov	Dic	Ene	Feb	Mar	Abr	May	Jun	Jul	Ago	Sep	Total
Máximo	38,153	40,303	24,984	41,472	31,938	39,700	54,725	41,630	36,334	8,474	7,170	20,164	160,312
Mínimo	0,198	0,164	0,252	0,199	0,294	0,355	0,493	0,438	0,412	0,246	0,219	0,178	13,665
Media	4,213	5,046	6,051	8,088	7,408	7,664	8,102	6,408	3,506	0,816	0,984	2,556	60,841

Percentil 1%	0,221	0,199	0,271	0,210	0,351	0,415	0,582	0,444	0,434	0,263	0,241	0,246	14,040
Percentil 5%	0,261	0,256	0,414	0,373	0,553	0,505	0,678	0,646	0,489	0,309	0,292	0,290	16,249
Percentil 10%	0,318	0,415	0,723	0,507	0,710	0,658	0,859	1,060	0,555	0,365	0,340	0,330	22,877
Percentil 25%	0,515	0,823	1,628	1,176	1,985	1,306	1,888	1,857	0,755	0,439	0,426	0,443	29,936
Percentil 50%	1,427	1,819	3,106	3,891	4,771	4,262	4,807	3,785	1,642	0,586	0,570	0,990	51,578
Desviación típica	7,157	8,014	6,714	9,822	7,609	9,073	10,150	7,107	5,934	1,040	1,173	3,773	35,875
Coef. variación	1,699	1,588	1,110	1,214	1,027	1,184	1,253	1,109	1,693	1,276	1,192	1,476	0,590

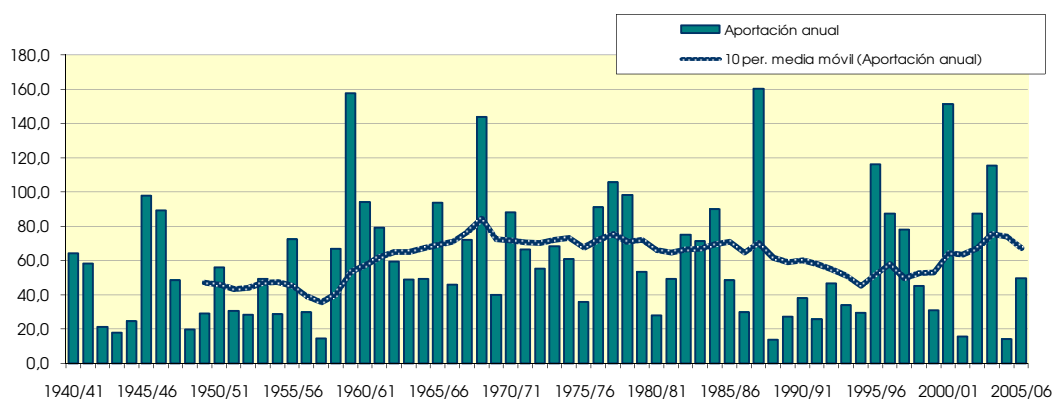
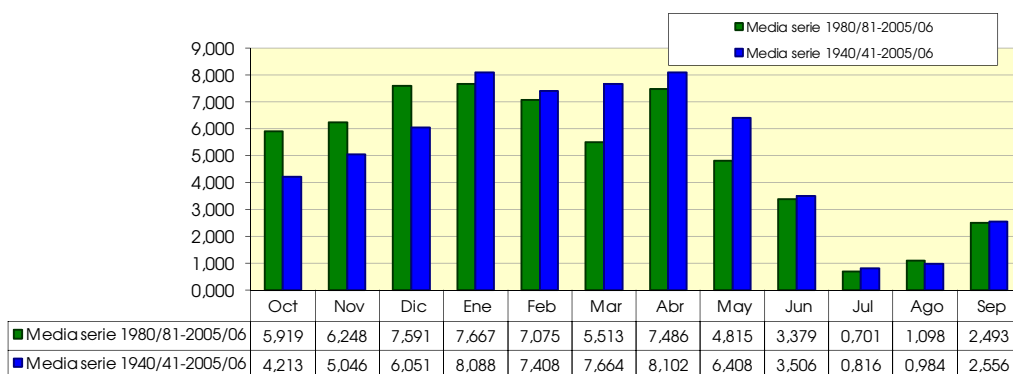
1980/2005

(hm³)

Serie para asignación y reserva

	Oct	Nov	Dic	Ene	Feb	Mar	Abr	May	Jun	Jul	Ago	Sep	Total
Máximo	38,153	40,303	24,984	34,104	31,938	26,307	36,898	20,240	36,334	2,699	7,170	11,687	160,312
Mínimo	0,198	0,235	0,252	0,199	0,382	0,355	0,676	0,559	0,412	0,272	0,219	0,178	13,665
Media	5,919	6,248	7,591	7,667	7,075	5,513	7,486	4,815	3,379	0,701	1,098	2,493	59,986

Percentil 1%	0,207	0,260	0,259	0,233	0,407	0,379	0,678	0,655	0,421	0,276	0,227	0,204	13,809
Percentil 5%	0,244	0,363	0,386	0,345	0,511	0,460	0,935	0,994	0,453	0,305	0,260	0,288	14,617
Percentil 10%	0,283	0,452	1,043	0,377	0,662	0,539	1,771	1,154	0,512	0,362	0,306	0,317	20,778
Percentil 25%	0,703	1,203	1,754	0,813	2,148	0,998	3,302	1,449	0,692	0,408	0,386	0,466	29,622
Percentil 50%	2,693	3,798	3,631	4,223	3,879	2,438	5,462	3,003	0,990	0,538	0,463	1,234	47,700
Desviación típica	9,174	8,770	8,169	10,711	8,510	7,003	7,962	4,651	7,123	0,527	1,516	3,016	40,858
Coef. variación	1,550	1,404	1,076	1,397	1,203	1,270	1,064	0,966	2,108	0,751	1,381	1,210	0,681



408. Río Arca de Riguel alto

(hm ²)	Oct	Nov	Dic	Ene	Feb	Mar	Abr	May	Jun	Jul	Ago	Sep	Total
1940/41	3,115	0,216	0,976	3,386	4,489	2,496	5,158	2,087	1,076	0,050	0,068	0,081	23,197
1941/42	0,018	2,559	0,112	2,581	0,406	3,106	15,483	0,874	0,116	0,020	0,068	0,839	26,181
1942/43	0,195	0,097	0,301	1,431	1,114	1,016	1,632	0,181	0,035	0,107	0,023	0,070	6,204
1943/44	0,291	0,075	0,370	0,096	0,539	0,218	0,175	0,930	0,296	0,016	0,097	0,513	3,617
1944/45	0,234	0,196	1,216	4,171	0,339	2,179	0,165	0,034	0,132	0,047	0,326	0,017	9,057
1945/46	0,122	1,006	4,436	1,340	0,258	1,210	16,077	21,132	0,892	0,079	0,041	0,028	46,622
1946/47	0,053	0,125	13,780	1,612	16,542	10,613	0,554	6,062	0,197	0,029	0,220	3,211	52,998
1947/48	0,139	0,140	0,643	14,965	0,646	2,280	1,091	1,556	0,274	0,013	0,021	0,024	21,791
1948/49	0,056	0,015	0,121	0,067	0,033	0,326	0,196	0,637	0,076	0,014	1,167	6,024	8,734
1949/50	1,396	1,380	1,753	1,794	5,935	3,128	1,142	3,622	0,090	0,014	0,167	0,012	20,433
1950/51	0,021	0,096	4,335	3,071	9,164	8,617	4,340	4,227	0,361	0,018	0,420	0,084	34,754
1951/52	0,022	0,399	0,929	1,254	0,543	1,191	7,088	0,839	0,062	0,576	0,032	0,027	12,962
1952/53	0,443	0,087	1,709	0,849	0,112	0,013	0,764	0,014	8,830	0,088	0,038	0,031	12,978
1953/54	4,847	0,028	5,336	4,124	5,706	9,121	0,552	1,878	0,245	0,018	0,012	0,015	31,882
1954/55	0,010	0,630	0,298	4,942	4,803	0,274	0,347	0,015	0,529	0,057	0,020	0,013	11,938
1955/56	0,432	0,072	2,563	4,094	1,961	10,189	6,148	6,974	0,035	0,020	0,048	0,359	32,896
1956/57	0,014	0,030	0,061	0,009	0,165	0,161	0,820	0,927	12,151	0,055	0,037	0,017	14,447
1957/58	0,013	0,011	0,043	1,642	0,137	2,922	0,292	2,378	1,673	0,039	0,015	0,051	9,217
1958/59	0,017	0,014	5,007	0,422	1,614	7,956	1,016	3,857	0,999	0,032	0,368	13,645	34,948
1959/60	9,665	14,222	16,568	11,583	11,993	14,962	0,234	2,405	1,395	0,037	0,032	0,399	83,494
1960/61	15,210	1,677	16,827	7,546	0,748	0,288	5,767	9,143	0,215	0,035	0,026	6,531	64,014
1961/62	0,927	15,422	3,687	9,940	6,226	7,456	4,596	2,287	0,050	0,017	0,020	3,513	54,142
1962/63	0,427	1,635	1,443	5,725	7,660	4,805	8,133	0,610	2,619	0,069	4,026	0,239	37,391
1963/64	0,028	1,177	3,060	0,105	5,093	3,050	10,821	1,177	1,970	0,243	0,016	0,352	27,093
1964/65	0,743	2,955	4,543	8,879	4,182	10,485	0,435	0,217	0,054	0,012	0,011	1,532	34,047
1965/66	2,116	8,593	7,514	7,144	14,060	0,510	7,953	4,801	1,978	0,040	0,022	0,116	54,847
1966/67	4,203	10,889	1,280	2,785	3,251	2,378	4,277	0,369	0,040	0,018	0,021	0,020	29,531
1967/68	0,391	22,040	1,301	0,341	4,116	3,544	4,652	3,469	0,449	0,033	0,157	0,026	40,519
1968/69	0,028	3,901	2,761	1,962	4,676	17,395	21,982	6,208	2,320	0,083	0,026	7,785	69,127
1969/70	0,717	0,301	2,192	11,811	7,219	0,506	0,100	0,492	0,576	0,016	0,112	0,012	24,054
1970/71	0,138	0,271	0,174	3,896	0,313	0,239	8,724	9,200	8,372	3,104	0,027	0,656	35,114
1971/72	0,038	0,305	0,445	4,796	9,612	2,784	0,635	3,319	1,186	1,007	0,015	3,517	27,659
1972/73	0,433	3,432	7,331	5,790	1,624	0,051	0,401	3,074	1,738	0,017	0,020	0,019	23,930
1973/74	0,010	0,390	0,763	1,087	4,212	16,580	2,965	0,408	0,574	0,016	0,093	0,158	27,256
1974/75	0,484	3,298	0,020	0,700	3,482	5,946	3,387	9,840	0,056	0,019	0,062	0,447	27,742
1975/76	0,011	1,695	3,816	0,074	3,259	1,850	2,900	0,497	0,017	0,173	0,403	0,104	14,800
1976/77	5,184	0,843	5,442	11,000	5,322	1,673	0,151	4,958	8,663	0,079	0,047	0,016	43,378
1977/78	5,908	0,266	2,656	15,434	6,950	8,736	7,880	0,806	0,870	0,017	0,014	0,148	49,686
1978/79	0,012	0,010	2,389	17,350	9,140	2,380	1,841	7,525	0,332	0,020	0,014	0,033	41,047
1979/80	1,767	0,686	2,222	0,602	6,991	8,315	0,589	8,583	0,606	0,017	0,023	0,032	30,434
1980/81	2,199	2,146	3,376	0,419	1,488	0,922	2,907	2,203	0,049	0,012	0,037	0,063	15,822
1981/82	0,035	0,009	7,143	2,687	6,205	0,379	0,916	0,847	0,026	0,145	0,502	0,223	19,117
1982/83	2,507	3,351	11,086	0,023	8,673	2,555	6,218	0,294	0,259	0,038	2,163	0,021	37,188
1983/84	0,011	3,081	0,769	3,177	1,474	8,900	2,498	9,954	1,461	0,019	0,012	0,021	31,377
1984/85	0,423	19,121	1,185	4,107	5,249	6,259	2,842	5,656	0,343	0,018	0,018	0,016	45,236
1985/86	0,011	0,391	0,779	1,952	7,395	1,311	9,328	0,440	0,017	0,013	0,015	0,190	21,841
1986/87	0,394	0,887	0,758	2,740	3,346	1,975	2,887	0,094	0,031	0,214	0,015	0,015	13,356
1987/88	8,808	0,427	2,736	12,914	1,772	0,499	17,928	3,170	13,779	0,419	0,034	0,020	62,504
1988/89	0,261	0,011	0,009	0,008	0,626	0,022	1,928	0,283	0,011	0,015	0,017	0,098	3,288
1989/90	0,010	1,604	0,102	0,229	0,146	0,008	1,294	2,764	3,219	0,017	0,015	0,203	9,611
1990/91	1,520	1,312	1,569	0,154	1,302	1,147	4,491	0,019	0,025	0,019	0,012	2,192	13,761
1991/92	2,476	5,208	0,065	0,011	0,066	0,764	0,176	0,094	1,530	0,017	0,542	0,237	11,186
1992/93	7,277	0,060	8,758	0,031	0,082	0,056	3,298	3,918	0,210	0,013	0,060	1,327	25,090
1993/94	3,327	0,191	3,712	2,744	2,467	0,031	1,078	1,514	0,014	0,016	0,018	0,468	15,580
1994/95	1,290	3,341	1,701	3,092	2,126	1,435	0,148	0,084	0,012	0,017	0,021	0,029	13,295
1995/96	0,008	0,429	15,615	12,622	15,228	3,578	4,694	2,698	0,063	0,030	0,863	0,345	56,174
1996/97	0,009	2,110	14,786	14,581	0,265	0,020	1,220	2,822	4,897	1,525	0,882	0,024	43,142
1997/98	0,074	5,912	10,826	1,985	1,553	0,543	3,710	5,864	3,858	0,013	0,013	1,335	35,684
1998/99	0,126	0,203	0,358	1,483	0,377	3,461	7,144	4,633	0,061	0,158	0,020	3,319	21,343
1999/00	0,686	0,584	0,580	0,011	0,064	0,246	6,335	3,345	1,012	0,012	0,025	0,011	12,910
2000/01	21,564	12,528	13,036	16,387	0,972	9,976	1,243	0,118	0,016	0,017	0,017	0,021	75,896
2001/02	0,622	0,032	0,011	0,053	0,298	0,859	1,123	1,475	0,498	0,015	0,313	0,025	5,325
2002/03	0,136	1,642	6,369	15,384	17,100	6,653	3,617	1,229	0,181	0,017	0,018	2,056	54,402
2003/04	5,314	5,505	2,235	4,221	8,402	10,167	10,489	2,437	0,025	0,031	0,038	0,874	49,739
2004/05	0,989	0,028	0,949	0,065	0,841	0,054	0,814	1,189	0,246	0,013	0,012	0,009	5,210
2005/06	2,911	1,634	1,765	2,783	2,058	5,325	5,735	1,996	0,420	0,467	0,018	3,914	29,024

408. Río Arba de Riguel alto

1940/2005
(hm³)

Serie completa

	Oct	Nov	Dic	Ene	Feb	Mar	Abr	May	Jun	Jul	Ago	Sep	Total
Máximo	21,564	22,040	16,827	17,350	17,100	17,395	21,982	21,132	13,779	3,104	4,026	13,645	83,494
Mínimo	0,008	0,009	0,009	0,008	0,033	0,008	0,100	0,014	0,011	0,012	0,011	0,009	3,288
Media	1,862	2,620	3,647	4,307	4,003	3,759	4,023	2,981	1,430	0,146	0,213	1,027	30,019

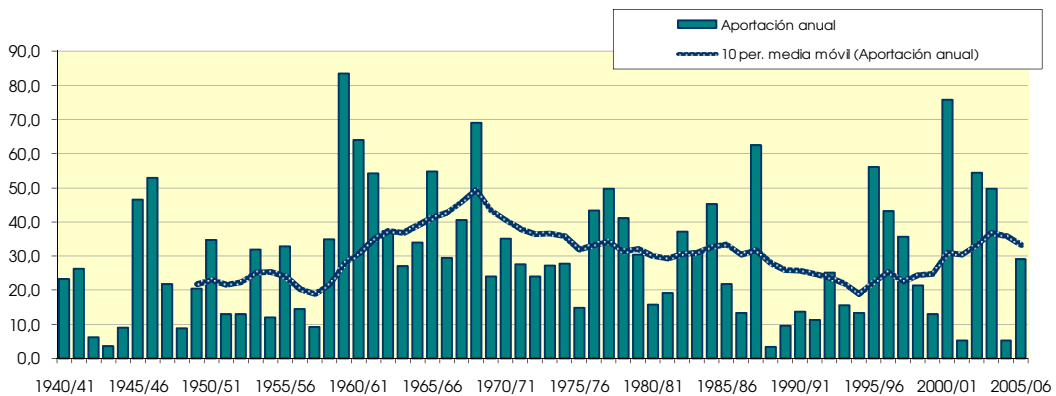
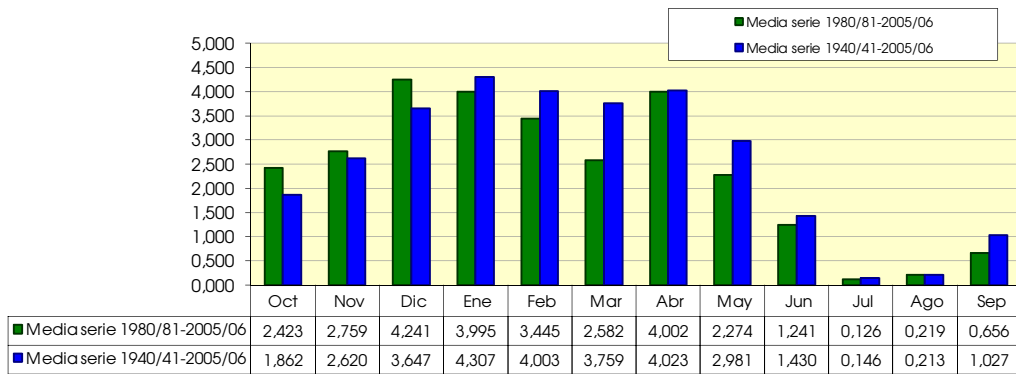
Percentil 1%	0,009	0,010	0,010	0,009	0,053	0,012	0,131	0,015	0,012	0,012	0,011	0,011	3,502
Percentil 5%	0,010	0,012	0,048	0,014	0,089	0,024	0,168	0,047	0,016	0,013	0,012	0,012	5,545
Percentil 10%	0,011	0,028	0,107	0,059	0,156	0,055	0,215	0,106	0,025	0,013	0,014	0,016	9,137
Percentil 25%	0,030	0,129	0,671	0,467	0,564	0,501	0,776	0,525	0,057	0,017	0,018	0,022	13,933
Percentil 50%	0,409	0,658	1,759	2,713	2,296	2,230	2,864	2,042	0,314	0,020	0,027	0,101	27,457
Desviación típica	3,697	4,642	4,479	4,952	4,261	4,312	4,594	3,528	2,818	0,439	0,584	2,273	18,659
Coef. variación	1,986	1,772	1,228	1,150	1,064	1,147	1,142	1,183	1,970	3,004	2,737	2,214	0,622

1980/2005
(hm³)

Serie para asignación y reserva

	Oct	Nov	Dic	Ene	Feb	Mar	Abr	May	Jun	Jul	Ago	Sep	Total
Máximo	21,564	19,121	15,615	16,387	17,100	10,167	17,928	9,954	13,779	1,525	2,163	3,914	75,896
Mínimo	0,008	0,009	0,009	0,008	0,064	0,008	0,148	0,019	0,011	0,012	0,012	0,009	3,288
Media	2,423	2,759	4,241	3,995	3,445	2,582	4,002	2,274	1,241	0,126	0,219	0,656	27,965

Percentil 1%	0,009	0,009	0,009	0,009	0,064	0,011	0,155	0,035	0,011	0,012	0,012	0,010	3,769
Percentil 5%	0,010	0,015	0,024	0,011	0,070	0,021	0,335	0,086	0,012	0,013	0,012	0,012	5,238
Percentil 10%	0,011	0,030	0,084	0,017	0,114	0,026	0,865	0,094	0,015	0,013	0,013	0,016	7,468
Percentil 25%	0,087	0,250	0,761	0,088	0,439	0,279	1,226	0,330	0,025	0,015	0,016	0,021	13,310
Percentil 50%	0,654	1,458	1,733	2,336	1,520	1,035	2,897	1,755	0,195	0,017	0,019	0,144	21,592
Desviación típica	4,535	4,333	4,995	5,380	4,571	3,248	3,940	2,325	2,866	0,310	0,474	1,077	19,727
Coef. variación	1,872	1,570	1,178	1,347	1,327	1,258	0,984	1,022	2,309	2,450	2,160	1,642	0,705



410. Río Arba de Luesia aguas abajo de río Arba de Riguel

(hm ²)	Oct	Nov	Dic	Ene	Feb	Mar	Abr	May	Jun	Jul	Ago	Sep	Total
1940/41	16.828	2.545	4.006	32.283	24.669	34.474	39.571	17.353	7.262	2.294	2.626	3.530	187.444
1941/42	1.088	8.360	1.437	8.203	2.411	9.947	103.187	8.288	2.227	1.272	2.433	6.850	155.704
1942/43	4.027	1.887	2.631	8.361	4.764	8.350	12.087	2.306	1.203	2.453	1.397	2.173	51.640
1943/44	3.911	1.732	4.623	1.332	3.992	1.499	1.452	9.334	3.725	1.057	2.203	5.154	40.013
1944/45	2.449	1.861	5.866	19.529	3.329	11.371	1.838	1.167	2.456	1.111	3.784	0.939	55.700
1945/46	1.589	9.709	23.293	9.757	2.434	4.765	93.247	126.228	11.146	3.426	1.994	1.175	288.761
1946/47	1.169	1.438	37.532	5.964	76.621	53.401	5.836	36.282	3.795	1.792	2.838	11.057	237.715
1947/48	2.064	1.879	4.013	72.916	6.013	13.137	7.686	12.126	1.836	0.911	1.068	0.831	124.480
1948/49	1.030	0.613	1.465	0.953	0.781	1.716	1.189	3.741	1.106	0.793	4.119	34.286	51.791
1949/50	4.138	7.000	5.692	6.470	18.015	11.674	4.822	13.371	1.751	1.079	1.406	0.747	76.164
1950/51	0.689	1.197	13.056	11.829	30.578	30.407	21.638	25.545	10.033	1.771	2.344	2.128	151.215
1951/52	1.314	3.242	3.539	5.586	3.140	7.251	33.112	4.959	1.837	4.886	2.300	1.504	72.670
1952/53	3.020	1.903	7.613	3.594	1.884	1.120	3.391	1.079	58.450	3.774	1.822	1.192	88.842
1953/54	17.617	1.376	28.108	9.980	17.943	37.686	7.157	11.805	5.704	1.207	0.871	0.815	140.269
1954/55	0.705	5.464	2.523	25.013	26.499	2.569	2.233	1.072	9.186	1.826	1.360	1.065	79.516
1955/56	4.906	2.335	14.453	25.925	7.691	61.934	30.449	50.755	2.389	1.490	3.088	5.719	211.132
1956/57	1.069	1.010	0.994	0.595	1.490	1.342	3.656	7.922	52.729	2.786	2.160	1.384	77.135
1957/58	0.920	0.722	0.895	5.004	1.438	10.502	1.985	9.455	5.345	1.718	1.019	1.390	40.394
1958/59	0.983	0.811	34.524	2.649	12.392	56.824	7.122	23.089	6.359	1.635	2.358	61.250	209.995
1959/60	37.377	74.123	67.961	67.328	70.521	99.411	8.832	21.829	10.579	2.220	1.584	3.812	465.576
1960/61	81.678	12.147	57.444	31.294	5.316	6.536	18.000	39.988	4.822	1.905	1.332	15.860	273.322
1961/62	4.053	58.462	12.690	47.519	29.400	41.121	22.670	9.561	1.746	1.214	1.154	11.374	240.964
1962/63	3.409	5.729	5.333	28.657	34.511	18.494	41.614	4.823	9.468	2.098	14.786	2.681	171.602
1963/64	1.399	7.161	15.970	2.169	31.027	15.170	46.770	6.653	8.685	2.221	1.251	2.888	141.363
1964/65	3.906	9.683	11.839	26.428	17.745	52.362	3.684	2.234	1.356	0.812	0.716	8.340	139.103
1965/66	15.786	33.454	21.483	37.178	61.968	5.461	38.819	19.427	9.745	1.892	1.311	1.960	248.483
1966/67	21.509	42.674	5.021	10.484	15.202	9.213	16.876	2.998	1.292	0.994	1.021	0.927	128.212
1967/68	2.884	120.487	11.909	3.871	15.853	13.097	20.048	13.752	3.716	1.652	4.465	1.369	213.103
1968/69	1.041	19.393	9.134	10.331	20.104	103.560	168.968	38.017	20.075	3.790	2.427	33.565	430.406
1969/70	8.569	3.565	6.874	48.826	17.840	2.830	1.448	4.047	3.667	1.148	3.067	0.777	102.660
1970/71	2.670	2.721	2.018	22.320	3.580	2.618	47.730	57.003	40.338	22.564	2.289	5.099	210.950
1971/72	1.490	2.383	2.766	21.885	44.277	15.770	4.017	22.663	8.463	3.730	1.478	29.000	157.923
1972/73	6.369	19.338	28.072	33.963	8.948	1.515	3.780	11.578	10.055	1.412	1.836	1.070	127.936
1973/74	0.882	3.807	4.460	5.881	17.765	102.293	14.271	6.843	8.064	1.416	2.245	2.240	170.167
1974/75	3.049	11.725	1.322	6.178	20.224	25.387	9.201	46.145	3.825	1.456	1.828	3.989	134.328
1975/76	1.012	5.580	16.252	1.707	12.593	7.047	18.909	8.328	1.616	1.714	4.098	1.753	80.609
1976/77	19.971	6.948	40.050	60.576	20.685	13.147	2.043	20.771	42.380	2.700	1.957	1.223	232.452
1977/78	37.299	3.556	19.923	61.262	36.784	41.223	46.214	8.386	4.794	1.575	1.167	1.832	264.015
1978/79	0.722	0.522	12.822	103.241	46.498	14.987	8.384	52.865	5.243	1.773	1.257	1.346	249.659
1979/80	9.377	2.998	7.170	2.634	20.990	29.038	4.715	42.800	4.889	1.324	1.246	2.350	129.529
1980/81	8.479	10.045	8.984	2.282	9.304	3.898	8.834	8.763	1.761	0.996	0.833	2.322	66.501
1981/82	1.317	0.634	35.467	15.176	31.696	5.912	7.675	5.254	1.322	3.145	4.808	3.141	115.548
1982/83	14.293	17.348	37.859	2.248	44.476	9.564	20.203	2.850	5.321	1.354	13.922	1.267	170.704
1983/84	0.748	17.404	7.734	12.020	6.314	51.230	9.466	55.613	8.883	1.501	1.089	0.790	172.793
1984/85	4.280	90.637	6.113	18.801	25.484	25.056	14.303	22.031	2.754	1.387	1.153	0.915	212.913
1985/86	0.666	3.463	5.622	8.684	28.416	5.263	49.620	5.302	2.212	1.128	0.983	5.287	116.647
1986/87	2.891	5.084	4.316	13.029	13.245	7.201	13.027	2.412	1.417	2.256	1.090	0.916	66.885
1987/88	65.753	4.419	21.695	78.225	9.281	3.464	90.597	19.296	78.801	4.570	2.115	1.272	379.488
1988/89	3.950	0.860	0.650	0.578	5.991	1.441	11.879	3.252	1.021	0.929	1.058	1.501	33.109
1989/90	0.799	11.838	3.099	2.817	1.932	0.842	6.369	12.056	16.803	1.382	1.042	2.276	61.256
1990/91	15.927	12.736	6.244	1.852	7.789	11.059	18.027	1.512	1.700	0.904	0.762	12.118	90.631
1991/92	8.181	18.035	1.578	0.922	0.908	3.316	1.582	5.348	13.918	1.357	6.786	3.800	65.730
1992/93	30.572	2.095	29.678	1.680	1.541	1.825	17.286	15.235	3.418	1.029	1.434	10.377	116.170
1993/94	20.016	2.400	15.816	10.525	11.959	1.416	4.661	7.571	1.195	1.041	0.950	6.283	83.834
1994/95	13.602	14.682	8.530	11.080	9.124	5.724	1.601	2.611	1.048	0.851	0.920	1.103	70.876
1995/96	0.564	3.973	60.285	81.644	68.772	20.768	17.869	23.685	1.740	2.286	6.982	3.195	291.764
1996/97	0.942	11.953	61.039	77.502	5.056	1.834	9.480	15.745	18.581	6.944	5.368	1.509	215.953
1997/98	1.500	25.641	51.957	10.485	8.320	2.829	16.498	35.849	16.331	1.103	1.292	10.145	181.950
1998/99	1.546	1.357	3.512	6.022	2.089	17.371	24.951	18.131	2.473	1.918	2.753	23.157	105.279
1999/00	7.177	3.818	3.364	0.922	1.014	2.026	30.310	17.756	6.091	1.306	1.256	0.858	75.897
2000/01	96.841	60.521	60.521	89.142	9.217	49.284	10.396	3.631	1.565	1.400	1.176	2.108	385.802
2001/02	5.296	1.120	0.746	0.853	1.727	6.536	4.219	8.351	2.409	1.151	2.514	2.961	37.884
2002/03	2.047	9.788	19.139	42.380	83.088	30.814	13.253	8.228	2.045	1.223	1.327	14.527	227.861
2003/04	47.543	38.306	13.078	13.947	40.325	76.675	64.143	17.901	1.794	1.599	1.232	19.412	335.955
2004/05	8.633	1.093	4.184	0.881	4.082	0.964	4.232	4.817	2.375	0.811	0.681	0.549	33.301
2005/06	14.919	7.493	6.701	9.546	10.743	21.874	16.558	6.413	3.731	4.359	1.116	29.459	132.912

410. Río Arba de Luesia aguas abajo de río Arba de Riguel

1940/2005

(hm³)

Serie completa

	Oct	Nov	Dic	Ene	Feb	Mar	Abr	May	Jun	Jul	Ago	Sep	Total
Máximo	96,841	120,487	67,961	103,241	83,088	103,560	168,968	126,228	78,801	22,564	14,786	61,250	465,576
Mínimo	0,564	0,522	0,650	0,578	0,781	0,842	1,189	1,072	1,021	0,793	0,681	0,549	33,109
Media	10,795	13,307	15,677	21,256	18,785	20,385	21,450	17,215	9,001	2,194	2,399	6,635	159,100

Percentil 1%	0,630	0,581	0,712	0,589	0,864	0,921	1,357	1,077	1,039	0,805	0,704	0,678	33,234
Percentil 5%	0,710	0,744	1,076	0,891	1,451	1,361	1,587	1,693	1,197	0,864	0,843	0,796	40,109
Percentil 10%	0,840	1,051	1,521	1,143	1,806	1,507	2,014	2,512	1,339	0,961	0,967	0,887	53,746
Percentil 25%	1,206	1,891	4,008	3,011	4,252	3,353	4,675	5,033	1,805	1,149	1,153	1,234	77,730
Percentil 50%	3,657	4,751	7,674	10,408	12,175	10,225	11,983	9,508	3,763	1,496	1,456	2,258	136,716
Desviación típica	18,550	22,283	17,479	25,611	19,705	25,204	28,733	19,990	14,400	2,790	2,520	10,591	99,289
Coef. variación	1,718	1,675	1,115	1,205	1,049	1,236	1,340	1,161	1,600	1,271	1,050	1,596	0,624

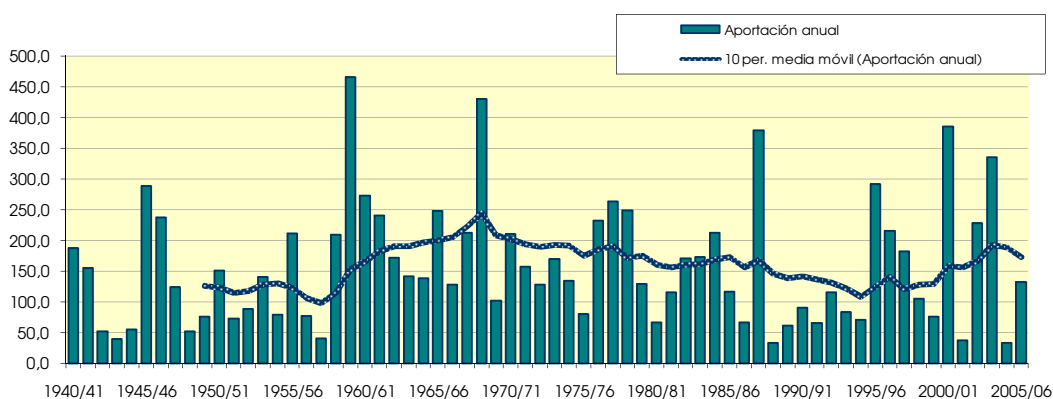
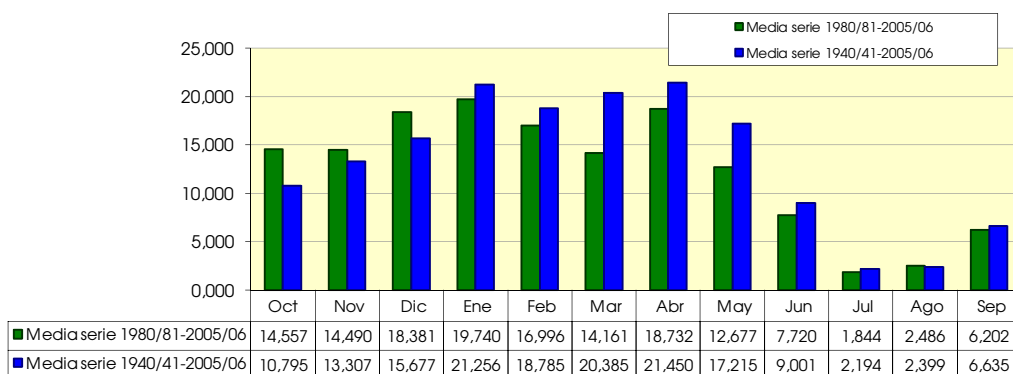
1980/2005

(hm³)

Serie para asignación y reserva

	Oct	Nov	Dic	Ene	Feb	Mar	Abr	May	Jun	Jul	Ago	Sep	Total
Máximo	96,841	90,637	61,039	89,142	83,088	76,675	90,597	55,613	78,801	6,944	13,922	29,459	385,802
Mínimo	0,564	0,634	0,650	0,578	0,908	0,842	1,582	1,512	1,021	0,811	0,681	0,549	33,109
Media	14,557	14,490	18,381	19,740	16,996	14,161	18,732	12,677	7,720	1,844	2,486	6,202	147,986

Percentil 1%	0,589	0,691	0,674	0,646	0,934	0,872	1,587	1,737	1,028	0,821	0,701	0,609	33,157
Percentil 5%	0,687	0,918	0,954	0,860	1,146	1,077	2,256	2,462	1,085	0,864	0,780	0,807	34,447
Percentil 10%	0,774	1,106	2,339	0,901	1,634	1,428	4,225	2,730	1,259	0,917	0,877	0,887	49,570
Percentil 25%	1,511	2,666	4,217	1,951	4,325	2,227	7,965	4,926	1,710	1,057	1,046	1,268	67,883
Percentil 50%	6,236	8,641	8,132	10,015	9,170	5,818	13,140	8,290	2,392	1,355	1,204	2,641	115,859
Desviación típica	22,805	20,484	20,206	28,333	21,191	18,946	20,316	12,124	15,459	1,430	2,965	7,713	104,552
Coef. variación	1,567	1,414	1,099	1,435	1,247	1,338	1,085	0,956	2,003	0,776	1,193	1,244	0,706



412. Río Arca de Lesia bajo en Tauste

(hm ²)	Oct	Nov	Dic	Ene	Feb	Mar	Abr	May	Jun	Jul	Ago	Sep	Total
1940/41	22.959	2.668	4.155	41.636	28.314	46.845	47.927	20.932	7.942	2.412	3.118	3.838	232.744
1941/42	1.145	8.762	1.496	8.264	2.530	10.768	119.761	9.178	2.398	1.332	3.524	7.303	176.461
1942/43	4.467	2.098	2.813	8.492	4.820	9.249	12.787	2.421	1.244	2.526	1.540	2.363	54.819
1943/44	3.986	1.802	5.610	1.423	4.483	1.554	1.505	13.114	3.910	1.109	2.262	5.224	45.981
1944/45	2.575	1.932	6.007	21.062	3.435	11.778	1.884	1.216	2.509	1.160	3.973	0.976	58.506
1945/46	1.612	14.223	28.069	12.998	2.656	5.080	108.075	152.409	11.495	3.509	2.103	1.222	343.450
1946/47	1.204	1.491	38.058	6.080	86.679	57.154	5.954	41.222	3.933	1.846	3.087	11.866	258.573
1947/48	2.132	2.173	4.261	76.172	6.427	14.570	8.053	13.213	1.892	0.949	1.147	0.873	131.861
1948/49	1.067	0.647	1.497	0.985	0.826	2.313	1.259	4.889	1.307	0.841	4.284	41.113	61.027
1949/50	4.261	7.887	6.014	6.621	18.351	13.229	5.010	14.908	1.934	1.123	1.475	0.779	81.592
1950/51	0.714	1.284	14.057	13.717	32.299	32.908	24.940	28.788	11.223	1.841	2.414	2.377	166.562
1951/52	1.395	3.344	3.684	5.868	3.224	8.422	34.510	5.164	1.948	5.283	2.391	1.585	76.818
1952/53	3.066	1.981	7.697	3.640	1.941	1.165	3.556	1.144	71.270	3.976	1.910	1.242	102.588
1953/54	19.311	1.500	33.385	10.349	18.353	44.817	8.147	14.082	6.507	1.295	0.918	0.853	159.519
1954/55	0.739	5.834	2.629	25.796	27.912	2.695	2.348	1.160	9.278	1.876	1.413	1.117	82.796
1955/56	5.131	2.440	15.514	27.073	7.954	70.754	32.067	61.879	2.542	1.551	3.426	7.113	237.443
1956/57	1.122	1.167	1.044	0.622	1.655	1.701	3.872	10.868	57.742	2.898	2.225	1.429	86.346
1957/58	0.972	0.769	0.926	5.158	1.564	11.147	2.066	10.587	5.683	1.770	1.069	1.447	43.158
1958/59	1.027	0.905	43.499	2.864	16.422	69.782	7.756	39.704	9.315	1.789	6.198	66.966	266.226
1959/60	39.079	93.698	72.883	75.500	75.991	111.506	8.963	23.576	10.738	2.279	1.641	3.931	519.785
1960/61	92.094	12.679	63.865	33.771	5.512	4.158	18.738	42.670	5.122	1.965	1.394	18.556	300.523
1961/62	4.209	70.310	13.449	53.024	34.069	44.611	25.068	11.143	1.855	1.260	1.217	12.253	272.469
1962/63	3.742	6.063	5.617	29.633	37.819	19.794	43.333	4.932	9.652	2.150	15.822	2.899	181.458
1963/64	1.447	7.776	17.025	2.238	33.708	18.578	47.965	6.989	8.751	2.275	1.301	2.965	151.020
1964/65	3.954	10.350	12.599	26.892	20.729	59.756	3.845	2.635	1.473	0.845	0.752	8.617	152.447
1965/66	21.980	40.103	22.852	40.811	69.213	6.427	43.257	21.350	9.922	1.944	1.364	2.112	281.336
1966/67	21.939	45.552	5.100	10.635	15.491	9.402	17.645	3.066	1.335	1.040	1.065	0.968	133.239
1967/68	3.191	150.202	12.215	3.964	16.674	16.126	21.955	14.618	3.871	1.719	4.933	1.492	250.960
1968/69	1.079	27.520	9.313	10.747	21.480	117.709	207.811	41.891	21.278	3.910	2.491	35.213	500.441
1969/70	9.048	3.732	6.940	50.474	18.092	2.897	1.492	4.172	4.413	1.203	3.209	0.811	106.483
1970/71	2.810	2.808	2.884	24.150	3.651	2.700	51.324	64.214	42.364	22.740	2.446	5.183	227.273
1971/72	1.540	2.631	3.619	22.580	45.161	16.126	4.079	23.904	9.354	3.787	1.534	41.133	175.447
1972/73	6.789	22.544	29.254	35.570	9.015	1.587	3.914	12.205	12.965	1.487	1.917	1.129	138.376
1973/74	0.915	4.405	4.721	5.977	18.298	124.557	15.954	7.346	8.195	1.472	2.404	2.582	196.826
1974/75	3.097	12.137	1.364	6.224	20.725	27.122	9.947	53.078	3.973	1.515	1.957	4.352	145.491
1975/76	1.048	5.890	19.663	1.797	13.665	7.606	21.030	9.618	1.666	1.778	4.182	1.786	89.728
1976/77	21.321	7.074	42.925	69.325	21.140	15.235	2.099	23.007	49.963	2.968	2.032	1.274	258.362
1977/78	39.233	3.799	22.039	63.844	39.448	43.045	49.926	8.630	4.938	1.627	1.211	1.983	279.722
1978/79	0.758	0.550	13.435	109.378	47.552	15.163	8.525	61.263	5.395	1.832	1.302	1.429	266.583
1979/80	9.707	3.098	7.257	2.687	22.558	30.874	4.844	46.392	5.071	1.374	1.354	2.479	137.697
1980/81	8.533	10.486	9.043	2.324	9.547	3.979	9.371	9.406	1.896	1.035	0.871	2.469	68.960
1981/82	1.345	0.664	37.859	15.481	35.496	6.229	8.266	5.698	1.380	3.216	5.237	3.314	124.184
1982/83	16.309	17.777	38.914	2.288	45.325	9.840	20.496	2.899	5.423	1.425	15.457	1.330	177.484
1983/84	0.778	19.970	8.040	12.232	6.805	56.902	9.531	65.343	9.423	1.550	1.120	0.815	192.510
1984/85	4.362	99.659	6.277	19.234	26.525	25.508	14.491	23.506	3.075	1.453	1.209	0.966	226.267
1985/86	0.697	3.548	5.739	8.798	28.832	6.018	51.445	5.666	2.344	1.187	1.037	5.993	121.304
1986/87	3.915	5.424	4.584	15.307	13.833	7.363	13.167	2.526	1.451	2.476	1.146	0.968	72.159
1987/88	71.408	5.469	25.777	88.504	9.400	3.516	102.680	21.014	82.895	4.784	2.191	1.322	418.960
1988/89	4.456	0.927	0.676	0.600	6.180	1.775	12.267	4.207	1.081	0.972	1.111	1.554	35.804
1989/90	0.831	13.174	3.492	2.928	1.971	0.873	6.427	14.352	16.939	1.484	1.099	2.488	66.058
1990/91	16.580	12.803	6.331	1.884	8.161	11.172	18.495	1.575	1.741	0.947	0.805	13.536	94.030
1991/92	8.276	18.280	1.615	0.947	0.931	3.346	1.618	5.474	14.503	1.417	7.031	4.204	67.642
1992/93	32.792	2.165	30.065	1.711	1.576	1.859	17.673	15.440	3.472	1.069	1.481	10.660	119.964
1993/94	20.588	2.467	15.866	10.566	12.028	1.456	4.701	7.827	1.241	1.101	1.008	6.650	85.498
1994/95	14.684	15.604	8.735	11.158	9.178	5.765	1.644	2.661	1.099	0.897	1.062	1.135	73.623
1995/96	0.591	4.112	63.821	88.609	74.101	23.434	18.621	24.053	1.795	2.332	7.193	3.243	311.903
1996/97	0.971	12.270	66.228	85.732	5.219	1.901	11.382	17.332	19.202	7.082	5.457	1.576	234.352
1997/98	1.542	26.206	53.998	10.644	8.401	2.863	16.562	36.027	16.603	1.147	1.335	10.206	185.534
1998/99	1.582	1.397	3.553	6.075	2.132	17.942	25.556	18.302	2.521	2.045	2.809	23.723	107.638
1999/00	7.282	3.923	3.405	0.960	1.039	2.056	30.608	18.534	6.292	1.348	1.352	0.893	77.692
2000/01	104.973	64.482	64.358	94.817	9.382	50.997	10.453	4.016	1.612	1.446	1.231	2.434	410.200
2001/02	5.351	1.156	0.777	0.878	1.753	6.712	4.264	9.934	2.538	1.205	2.645	3.159	40.371
2002/03	2.190	9.874	19.626	43.348	87.314	32.933	13.668	9.642	2.122	1.281	1.433	24.814	248.246
2003/04	56.733	47.816	13.906	14.398	44.574	91.524	77.437	20.453	1.902	1.666	1.283	46.711	418.403
2004/05	9.561	1.208	5.266	0.930	4.119	1.000	4.273	5.320	2.444	0.859	0.733	0.579	36.291
2005/06	15.050	8.017	6.775	9.644	10.950	22.170	17.054	6.590	3.804	4.432	1.158	35.045	140.690

412. Río Arba de Luesia bajo en Tauste

1940/2005
(hm³)

Serie completa

	Oct	Nov	Dic	Ene	Feb	Mar	Abr	May	Jun	Jul	Ago	Sep	Total
Máximo	104,973	150,202	72,883	109,378	87,314	124,557	207,811	152,409	82,895	22,740	15,822	66,966	519,785
Mínimo	0,591	0,550	0,676	0,600	0,826	0,873	1,259	1,144	1,081	0,841	0,733	0,579	35,804
Media	11,807	15,223	16,881	22,849	20,070	22,879	23,717	19,566	9,775	2,274	2,614	7,918	175,574

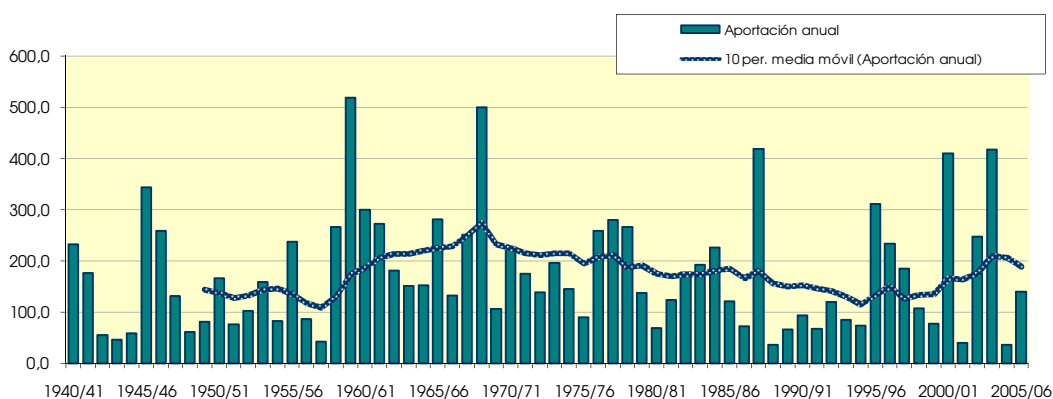
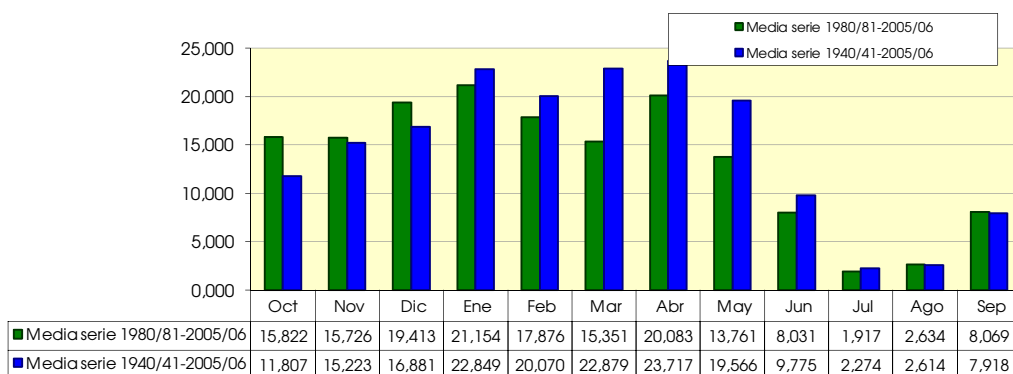
Percentil 1%	0,660	0,613	0,741	0,615	0,895	0,955	1,410	1,154	1,093	0,843	0,745	0,709	36,121
Percentil 5%	0,744	0,803	1,124	0,934	1,567	1,480	1,625	1,787	1,260	0,909	0,882	0,824	43,864
Percentil 10%	0,873	1,162	1,556	1,204	1,847	1,738	2,083	2,648	1,415	1,003	1,049	0,929	59,767
Percentil 25%	1,239	2,115	4,181	3,106	4,567	3,388	4,737	5,359	1,910	1,203	1,210	1,286	83,472
Percentil 50%	3,935	5,446	7,869	10,640	12,846	10,957	12,527	11,674	3,953	1,551	1,537	2,474	148,255
Desviación típica	20,489	26,681	18,881	27,842	21,357	29,221	34,133	23,655	15,988	2,817	2,763	13,074	113,570
Coef. variación	1,735	1,753	1,118	1,219	1,064	1,277	1,439	1,209	1,636	1,238	1,057	1,651	0,647

1980/2005
(hm³)

Serie para asignación y reserva

	Oct	Nov	Dic	Ene	Feb	Mar	Abr	May	Jun	Jul	Ago	Sep	Total
Máximo	104,973	99,659	66,228	94,817	87,314	91,524	102,680	65,343	82,895	7,082	15,457	46,711	418,960
Mínimo	0,591	0,664	0,676	0,600	0,931	0,873	1,618	1,575	1,081	0,859	0,733	0,579	35,804
Media	15,822	15,726	19,413	21,154	17,876	15,351	20,083	13,761	8,031	1,917	2,634	8,069	159,837

Percentil 1%	0,617	0,729	0,701	0,669	0,958	0,905	1,625	1,813	1,086	0,869	0,751	0,638	35,926
Percentil 5%	0,717	0,984	0,986	0,891	1,173	1,114	2,299	2,560	1,135	0,909	0,822	0,834	37,311
Percentil 10%	0,805	1,182	2,510	0,938	1,665	1,615	4,268	2,780	1,310	0,959	0,939	0,929	53,215
Percentil 25%	1,552	2,737	4,754	1,985	4,394	2,257	8,542	5,359	1,754	1,112	1,102	1,324	72,525
Percentil 50%	6,317	8,946	8,388	10,105	9,280	6,123	13,417	9,524	2,482	1,421	1,257	2,823	120,634
Desviación típica	25,055	22,633	21,480	31,020	22,567	21,616	23,314	13,600	16,227	1,459	3,228	11,760	118,197
Coef. variación	1,583	1,439	1,107	1,466	1,262	1,408	1,161	0,988	2,021	0,761	1,225	1,458	0,739



501. Embalse de Albiña

(hm ²)	Oct	Nov	Dic	Ene	Feb	Mar	Abr	May	Jun	Jul	Ago	Sep	Total
1940/41	1,091	0,695	1,493	1,363	1,797	0,824	0,793	1,074	0,423	0,126	0,111	0,124	9,914
1941/42	0,199	0,290	0,227	1,832	0,778	0,498	1,330	0,381	0,170	0,057	0,069	0,095	5,927
1942/43	0,161	0,153	0,172	0,622	0,806	0,444	0,421	0,328	0,155	0,061	0,056	0,109	3,488
1943/44	0,181	1,147	0,959	0,501	1,777	0,759	0,781	0,418	0,198	0,068	0,059	0,070	6,919
1944/45	1,293	0,820	1,997	2,703	0,864	0,807	0,587	0,413	0,174	0,058	0,077	0,076	9,868
1945/46	0,164	0,166	0,664	0,401	0,379	0,356	0,867	0,837	0,276	0,094	0,080	0,078	4,363
1946/47	0,133	0,216	1,271	0,557	0,981	0,656	0,465	0,315	0,146	0,049	0,055	0,106	4,950
1947/48	0,208	0,341	1,190	1,735	0,705	0,545	0,520	0,519	0,206	0,069	0,064	0,143	6,245
1948/49	0,249	0,259	0,229	0,444	0,348	1,588	0,927	0,629	0,255	0,087	0,074	0,435	5,525
1949/50	0,339	1,327	1,672	0,997	1,399	0,930	1,988	0,773	0,307	0,100	0,086	0,085	10,001
1950/51	0,394	0,265	3,615	2,011	1,892	1,529	1,137	1,426	0,394	0,129	0,112	0,113	13,018
1951/52	0,362	0,504	1,081	3,273	1,980	1,499	2,077	0,618	0,266	0,096	0,085	0,087	11,927
1952/53	0,393	0,907	1,649	1,610	2,077	0,773	0,861	0,461	0,343	0,104	0,086	0,119	9,385
1953/54	0,966	0,473	0,475	2,774	2,292	1,362	1,047	0,989	0,336	0,116	0,103	0,113	11,047
1954/55	0,197	0,254	0,511	1,384	1,060	0,708	0,479	0,266	0,132	0,048	0,042	0,053	5,136
1955/56	0,533	0,276	0,682	1,066	0,575	0,953	2,249	0,774	0,322	0,114	0,102	0,114	7,759
1956/57	0,405	2,155	0,666	0,976	0,653	0,489	0,518	0,456	0,322	0,092	0,076	0,082	6,890
1957/58	0,135	0,365	0,593	0,962	0,691	1,289	1,681	0,544	0,292	0,101	0,087	0,089	6,830
1958/59	0,162	0,732	1,804	0,871	0,596	1,060	0,788	0,604	0,274	0,095	0,081	0,152	7,219
1959/60	1,045	1,062	2,421	1,982	0,924	0,844	0,692	0,374	0,179	0,062	0,055	0,080	9,721
1960/61	0,670	0,669	4,670	2,330	0,869	0,636	0,906	0,430	0,202	0,072	0,061	0,128	11,643
1961/62	0,432	1,759	0,740	1,087	1,590	1,264	1,258	0,756	0,308	0,104	0,086	0,083	9,467
1962/63	0,177	0,589	1,328	0,709	0,848	1,437	0,765	0,439	0,236	0,086	0,126	0,236	6,976
1963/64	0,317	0,427	0,575	0,434	0,679	0,844	0,928	0,407	0,173	0,057	0,049	0,052	4,942
1964/65	0,425	0,553	1,103	1,133	0,726	0,951	1,798	0,548	0,238	0,078	0,066	0,111	7,730
1965/66	0,403	0,737	1,349	0,276	0,361	0,715	0,330	0,728	0,564	0,223	0,010	0,000	5,697
1966/67	0,770	2,235	1,660	0,877	0,000	0,208	0,765	0,415	0,087	0,000	0,000	0,000	7,018
1967/68	0,075	1,000	2,057	2,808	0,621	0,705	0,655	0,515	0,179	0,000	0,000	0,000	8,616
1968/69	0,000	0,000	0,625	0,334	0,682	0,744	0,923	0,512	0,070	0,000	0,000	0,023	3,914
1969/70	0,000	0,043	2,725	0,735	1,635	1,370	0,640	0,718	0,174	0,183	0,000	0,000	8,223
1970/71	0,078	0,243	0,392	0,413	0,755	1,745	0,615	0,961	0,749	0,070	0,000	0,000	6,021
1971/72	0,000	2,569	0,997	2,389	1,749	0,679	1,705	1,735	0,341	0,000	0,000	0,000	12,164
1972/73	0,000	0,000	0,287	1,069	2,454	0,594	1,375	0,164	0,367	0,000	0,026	0,210	6,545
1973/74	0,032	0,045	1,175	0,583	1,990	1,390	0,527	0,435	0,210	0,264	0,192	0,272	7,115
1974/75	2,724	2,245	1,079	0,858	0,545	2,158	2,106	0,622	0,554	0,174	0,256	0,224	13,546
1975/76	0,406	2,688	1,082	0,663	2,205	0,897	1,760	0,599	0,446	0,120	0,075	0,140	11,081
1976/77	0,240	0,587	0,784	0,487	0,343	0,222	0,649	1,220	1,082	0,251	0,264	0,177	6,307
1977/78	0,100	0,359	0,403	2,065	2,299	0,932	1,478	0,707	0,153	0,129	0,074	0,164	8,862
1978/79	0,221	0,162	0,291	1,639	1,327	0,900	1,960	0,363	0,176	0,082	0,084	0,209	7,414
1979/80	0,282	1,549	0,761	0,987	0,219	1,416	0,583	0,897	0,355	0,106	0,052	0,045	7,252
1980/81	0,657	0,661	2,607	3,811	1,002	0,690	0,812	0,531	0,059	0,081	0,066	0,039	11,016
1981/82	0,159	0,067	1,003	1,265	0,917	1,382	0,150	0,100	0,083	0,072	0,078	0,037	5,312
1982/83	0,425	0,865	3,124	0,529	1,511	1,891	1,010	0,218	0,051	0,100	1,058	0,100	10,882
1983/84	0,047	0,052	0,513	1,774	1,714	1,026	0,785	1,566	0,321	0,030	0,058	0,208	8,093
1984/85	0,766	0,900	1,376	1,713	0,440	1,559	0,467	1,945	0,162	0,102	0,075	0,558	10,064
1985/86	0,030	0,328	0,114	2,204	1,541	0,912	1,761	0,595	0,302	0,063	0,048	0,149	8,047
1986/87	0,057	0,160	1,469	1,807	1,443	0,660	1,389	0,131	0,278	0,071	0,038	0,032	7,535
1987/88	0,140	1,859	0,569	1,315	1,190	2,202	2,457	0,588	0,455	0,396	0,224	0,308	11,703
1988/89	0,147	0,108	0,750	0,460	0,703	0,536	1,965	0,361	0,059	0,047	0,031	0,077	5,245
1989/90	0,022	0,215	0,022	0,226	0,178	0,118	2,360	0,169	0,043	0,000	0,000	0,000	3,353
1990/91	0,092	0,416	1,746	0,593	0,430	1,393	1,972	2,499	0,111	0,066	0,051	0,140	9,509
1991/92	0,256	1,629	0,161	0,268	0,184	1,581	1,823	0,572	0,364	0,311	0,041	0,076	7,267
1992/93	4,665	1,547	2,054	0,130	0,261	1,035	1,534	0,561	0,355	0,148	0,060	0,319	12,669
1993/94	0,887	0,466	3,114	1,671	0,998	0,492	2,350	0,320	0,096	0,028	0,044	0,104	10,571
1994/95	0,289	0,300	0,777	2,752	0,712	1,434	0,323	0,179	0,056	0,057	0,009	0,000	6,889
1995/96	0,098	0,193	0,417	0,367	1,745	0,622	0,612	0,319	0,150	0,057	0,060	0,087	4,727
1996/97	0,291	2,323	1,951	2,073	0,726	0,509	0,370	0,458	0,223	0,100	0,087	0,087	9,196
1997/98	0,148	0,564	1,025	0,621	0,493	0,433	0,987	0,586	0,217	0,073	0,062	0,174	5,384
1998/99	0,988	1,604	0,828	1,287	2,026	1,212	0,944	0,593	0,222	0,080	0,066	0,075	9,926
1999/00	0,123	0,605	0,864	0,464	0,621	0,568	0,976	0,363	0,167	0,065	0,056	0,056	4,930
2000/01	0,544	1,117	0,598	1,724	0,701	0,915	0,708	0,364	0,154	0,062	0,053	0,052	6,991
2001/02	0,087	0,719	0,239	0,273	0,547	0,344	0,295	0,373	0,160	0,056	0,074	0,071	3,238
2002/03	0,217	0,633	2,333	1,939	1,606	0,797	0,656	0,613	0,233	0,076	0,063	0,062	9,228
2003/04	0,293	0,471	1,000	1,973	1,272	1,267	0,921	0,488	0,213	0,070	0,061	0,106	8,134
2004/05	0,233	0,570	1,368	1,403	1,379	0,805	1,326	0,622	0,253	0,082	0,069	0,071	8,179
2005/06	0,197	0,950	1,247	0,867	0,694	1,227	0,632	0,345	0,167	0,059	0,049	0,051	6,484

501. Embalse de Albiña

1940/2005
(hm³)

Serie completa

	Oct	Nov	Dic	Ene	Feb	Mar	Abr	May	Jun	Jul	Ago	Sep	Total
Máximo	4,665	2,688	4,670	3,811	2,454	2,202	2,457	2,499	1,082	0,396	1,058	0,558	13,546
Mínimo	0,000	0,000	0,022	0,130	0,000	0,118	0,150	0,100	0,043	0,000	0,000	0,000	3,238
Media	0,422	0,760	1,193	1,264	1,053	0,960	1,084	0,619	0,254	0,092	0,084	0,113	7,898

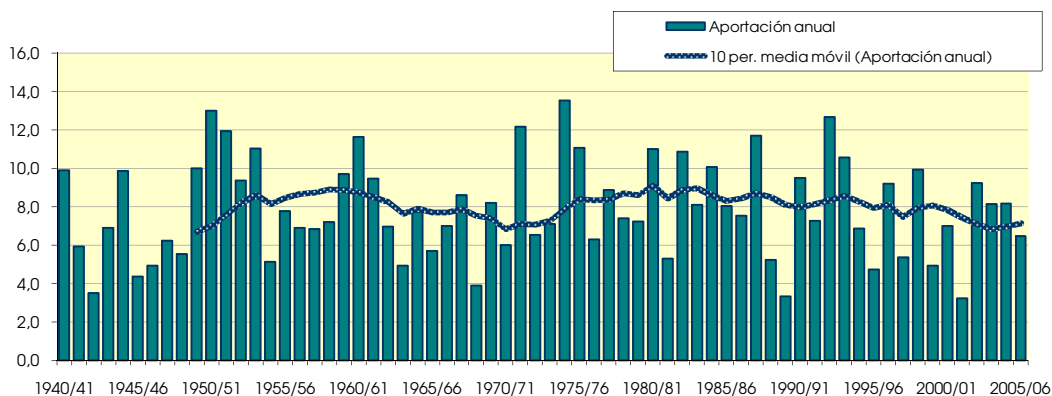
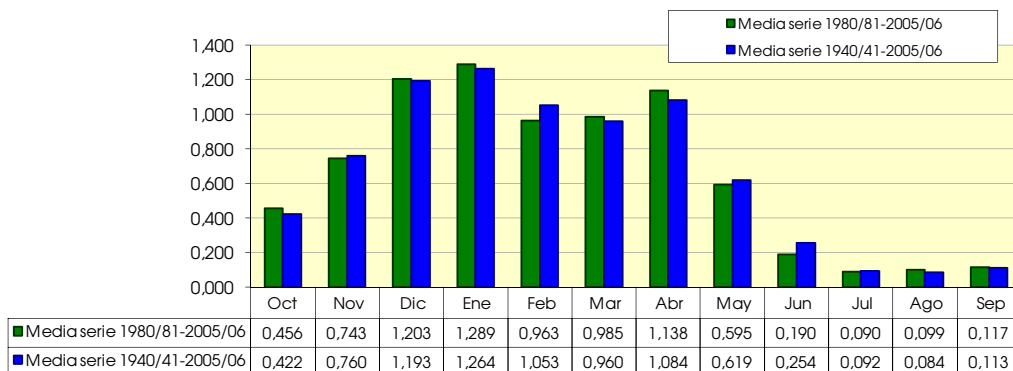
Percentil 1%	0,000	0,000	0,082	0,193	0,115	0,176	0,244	0,120	0,048	0,000	0,000	0,000	3,313
Percentil 5%	0,005	0,047	0,186	0,274	0,230	0,347	0,340	0,172	0,059	0,000	0,000	0,000	4,026
Percentil 10%	0,039	0,130	0,263	0,384	0,354	0,466	0,466	0,290	0,085	0,029	0,005	0,000	4,936
Percentil 25%	0,134	0,260	0,580	0,564	0,621	0,641	0,634	0,373	0,161	0,058	0,049	0,054	6,077
Percentil 50%	0,227	0,567	1,001	1,068	0,856	0,871	0,914	0,525	0,220	0,077	0,063	0,087	7,474
Desviación típica	0,675	0,686	0,905	0,834	0,623	0,461	0,605	0,426	0,168	0,070	0,132	0,100	2,532
Coef. variación	1,601	0,902	0,759	0,659	0,592	0,480	0,559	0,689	0,660	0,762	1,569	0,889	0,321

1980/2005
(hm³)

Serie para asignación y reserva

	Oct	Nov	Dic	Ene	Feb	Mar	Abr	May	Jun	Jul	Ago	Sep	Total
Máximo	4,665	2,323	3,124	3,811	2,026	2,202	2,457	2,499	0,455	0,396	1,058	0,558	12,669
Mínimo	0,022	0,052	0,022	0,130	0,178	0,118	0,150	0,100	0,043	0,000	0,000	0,000	3,238
Media	0,456	0,743	1,203	1,289	0,963	0,985	1,138	0,595	0,190	0,090	0,099	0,117	7,868

Percentil 1%	0,024	0,055	0,045	0,154	0,179	0,175	0,186	0,108	0,045	0,007	0,002	0,000	3,267
Percentil 5%	0,034	0,077	0,126	0,237	0,203	0,367	0,302	0,140	0,052	0,029	0,015	0,008	3,697
Percentil 10%	0,052	0,134	0,200	0,270	0,345	0,462	0,347	0,174	0,057	0,039	0,034	0,034	4,828
Percentil 25%	0,105	0,307	0,576	0,480	0,566	0,582	0,638	0,327	0,100	0,058	0,049	0,053	5,659
Percentil 50%	0,207	0,587	1,001	1,301	0,822	0,913	0,960	0,473	0,167	0,070	0,060	0,076	8,070
Desviación típica	0,899	0,604	0,883	0,902	0,530	0,507	0,690	0,559	0,109	0,083	0,199	0,120	2,559
Coef. variación	1,972	0,813	0,735	0,700	0,550	0,514	0,607	0,940	0,575	0,918	2,007	1,026	0,325



502. Embalse de Ullivarri

(hm ²)	Oct	Nov	Dic	Ene	Feb	Mar	Abr	May	Jun	Jul	Ago	Sep	Total
1940/41	15,342	14,244	38,985	29,496	51,225	20,114	17,741	22,288	9,076	2,280	2,146	3,146	226,083
1941/42	5,057	10,169	11,825	65,869	20,341	13,241	31,288	8,765	3,740	1,201	1,438	2,386	175,320
1942/43	3,865	4,852	7,499	17,922	22,030	10,005	9,962	7,974	2,839	1,013	0,915	2,282	91,157
1943/44	3,529	16,083	20,039	10,187	29,490	15,423	13,094	8,065	3,743	1,146	1,070	1,616	123,486
1944/45	11,680	13,486	47,443	53,530	18,226	18,290	11,963	8,388	3,441	1,093	1,279	1,676	190,496
1945/46	3,192	5,216	18,799	10,778	8,453	8,818	18,802	24,728	4,956	1,469	1,309	1,680	108,200
1946/47	2,915	5,513	31,351	16,113	26,537	15,456	10,021	8,240	3,178	0,992	1,012	2,599	123,928
1947/48	3,783	6,672	25,848	46,140	13,686	10,893	11,541	12,575	3,793	1,140	1,106	1,955	139,132
1948/49	3,823	5,236	6,150	9,507	6,824	27,293	14,859	10,405	3,977	1,199	1,109	5,988	96,368
1949/50	5,617	27,784	35,721	23,862	26,074	22,121	33,749	17,131	5,604	1,713	1,595	2,107	203,079
1950/51	5,279	6,679	60,329	43,213	40,218	32,042	21,457	25,187	7,194	2,137	2,054	2,658	248,446
1951/52	5,910	10,351	18,568	58,612	49,311	30,998	30,749	12,000	5,090	1,811	1,683	2,241	227,324
1952/53	7,135	16,317	34,504	28,657	30,136	15,733	15,915	9,165	5,802	1,707	1,516	2,548	169,136
1953/54	11,891	9,872	12,310	29,315	51,983	28,459	18,783	16,941	6,324	2,018	1,943	2,807	192,646
1954/55	4,703	7,333	12,882	26,219	20,757	13,638	9,794	5,867	2,925	1,011	0,939	1,341	107,408
1955/56	6,194	6,173	14,612	19,576	9,456	21,359	41,329	17,428	5,844	1,819	1,770	2,682	148,242
1956/57	6,108	33,069	17,222	20,774	15,198	11,677	11,091	11,427	6,077	1,642	1,427	1,950	137,662
1957/58	3,452	7,619	14,013	19,533	12,920	26,029	29,150	11,202	5,718	1,671	1,560	2,103	134,970
1958/59	3,842	12,743	42,309	22,468	12,954	22,420	17,070	13,655	5,118	1,583	1,450	4,086	159,698
1959/60	15,652	24,914	71,271	43,146	24,044	22,125	15,265	9,116	4,135	1,340	1,312	2,230	234,550
1960/61	12,692	16,255	126,157	58,088	18,975	14,436	20,388	9,930	4,456	1,427	1,322	3,352	287,480
1961/62	9,011	43,736	21,375	27,609	40,305	26,699	25,219	16,774	7,471	2,034	1,858	2,485	224,576
1962/63	4,993	12,978	29,095	17,200	24,775	35,635	17,920	9,815	5,743	1,622	2,056	3,535	165,369
1963/64	5,544	9,878	16,587	11,549	17,745	18,705	22,600	8,744	3,654	1,143	1,095	1,532	118,777
1964/65	4,040	4,400	33,620	36,600	5,850	22,600	23,510	5,730	0,130	0,000	0,000	2,390	138,870
1965/66	4,550	13,870	53,910	12,120	14,690	17,830	8,660	13,450	7,850	0,410	0,000	0,220	147,560
1966/67	6,440	50,880	45,350	24,290	4,680	4,400	12,330	11,130	3,030	0,590	0,000	0,680	163,800
1967/68	1,110	21,560	46,440	55,080	17,420	13,780	16,480	11,000	3,560	0,000	0,570	0,450	187,450
1968/69	0,280	1,860	9,990	7,160	13,130	21,480	23,920	9,640	2,960	0,000	0,000	3,620	94,040
1969/70	1,890	1,370	60,350	27,640	34,500	24,270	7,640	14,190	4,310	0,000	0,510	2,440	179,110
1970/71	3,500	1,810	5,240	9,540	13,400	31,710	18,470	16,700	8,930	1,370	0,540	1,010	112,220
1971/72	0,610	30,330	24,330	41,610	32,640	11,810	18,640	27,800	3,050	0,000	0,000	1,490	192,310
1972/73	1,300	0,190	6,180	13,620	46,180	10,980	19,080	4,470	6,580	0,000	0,470	0,270	109,320
1973/74	0,000	0,000	10,190	4,440	38,090	29,670	10,140	1,920	0,000	0,000	0,000	0,000	94,450
1974/75	30,420	33,570	12,770	19,890	12,770	30,460	39,010	7,270	1,810	0,000	0,000	0,000	187,970
1975/76	0,000	26,730	16,270	7,830	38,100	11,710	20,880	4,680	0,700	2,120	1,670	1,750	132,440
1976/77	5,460	14,510	20,190	12,960	9,050	7,270	19,520	38,750	32,360	10,420	9,620	3,530	183,640
1977/78	4,340	9,680	13,820	56,580	58,640	30,390	42,410	22,540	5,890	1,410	0,900	1,380	247,980
1978/79	4,110	5,320	9,440	44,720	38,270	24,240	55,550	11,210	5,410	2,350	2,160	5,610	208,390
1979/80	7,440	43,460	23,500	29,900	6,360	37,070	17,230	28,470	10,960	3,580	1,770	1,330	211,070
1980/81	20,800	19,150	73,700	64,630	20,160	13,160	23,350	13,600	1,730	2,430	1,910	1,280	255,900
1981/82	2,510	2,040	27,680	25,210	27,990	29,780	4,500	2,790	2,270	2,010	2,220	0,940	129,940
1982/83	7,890	24,020	63,450	9,660	30,140	35,780	24,210	6,550	1,500	2,920	20,430	2,900	229,450
1983/84	0,710	1,430	8,660	29,000	33,800	17,480	11,200	21,080	9,950	0,910	1,660	2,100	137,980
1984/85	5,860	19,690	18,500	32,000	7,700	21,690	5,410	28,040	4,610	2,780	2,080	19,490	167,850
1985/86	0,800	5,360	2,580	33,080	33,910	9,990	23,070	6,080	2,850	1,500	1,280	2,410	122,910
1986/87	1,580	2,360	14,580	30,240	30,510	15,840	19,210	3,540	2,710	1,740	1,040	0,770	124,120
1987/88	2,490	21,140	10,770	26,000	24,460	38,920	33,200	9,500	7,760	13,540	2,640	2,240	192,660
1988/89	1,330	1,660	3,540	5,956	7,469	6,980	36,760	6,340	0,650	1,560	0,710	0,480	73,434
1989/90	0,360	2,980	0,350	2,860	2,180	1,230	37,370	9,420	2,160	0,000	0,000	0,350	59,260
1990/91	0,870	5,850	32,100	19,460	10,880	27,400	43,730	48,620	3,050	1,820	1,540	3,190	198,510
1991/92	3,990	32,580	5,360	3,340	2,580	24,190	36,040	11,480	14,860	4,060	0,950	1,010	140,440
1992/93	59,540	27,890	40,870	4,170	4,480	25,670	23,750	16,290	8,050	2,670	1,140	4,240	218,760
1993/94	13,320	10,650	50,700	28,860	17,890	8,500	28,910	6,070	2,160	0,690	0,900	1,160	169,810
1994/95	3,550	4,550	13,250	52,750	15,980	33,000	4,960	4,100	1,190	1,650	0,230	0,850	136,060
1995/96	2,665	5,008	11,314	12,700	39,236	13,200	12,277	6,474	2,963	0,998	1,017	1,645	109,497
1996/97	3,811	30,222	38,522	45,922	15,071	10,901	8,321	8,142	4,736	1,610	1,486	1,889	170,632
1997/98	3,176	12,101	27,918	16,801	13,058	15,434	20,655	11,320	4,227	1,315	1,233	2,159	129,398
1998/99	7,853	19,007	15,115	20,325	33,693	26,835	16,268	10,266	4,224	1,434	1,313	2,007	158,340
1999/00	3,180	11,367	24,062	10,538	11,195	10,548	19,514	8,414	3,317	1,071	1,017	1,352	105,573
2000/01	9,186	24,252	18,091	44,450	14,739	25,160	16,711	7,936	3,353	1,141	1,088	1,470	167,577
2001/02	2,582	8,720	6,388	5,728	12,141	7,093	6,483	7,036	2,894	0,891	0,982	1,251	62,189
2002/03	3,032	10,158	51,130	49,097	38,452	17,212	14,117	12,162	4,203	1,314	1,221	1,644	203,741
2003/04	4,524	9,440	23,574	44,367	29,617	26,016	22,260	10,380	4,277	1,344	1,278	2,530	179,606
2004/05	4,183	11,025	29,196	28,236	30,836	18,352	32,274	12,798	4,936	1,526	1,436	1,908	176,705
2005/06	4,758	26,411	38,724	21,024	16,111	32,383	15,042	7,806	3,801	1,228	1,145	1,578	170,010

502. Embalse de Ullivarri

1940/2005
(hm³)

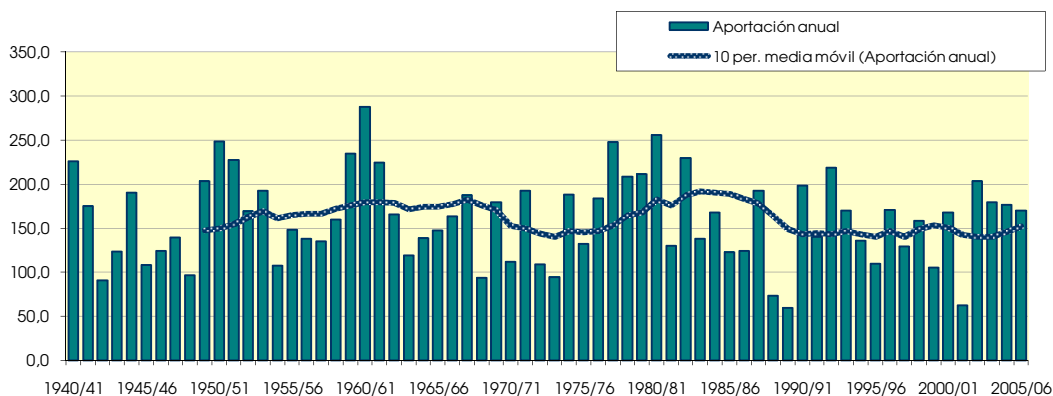
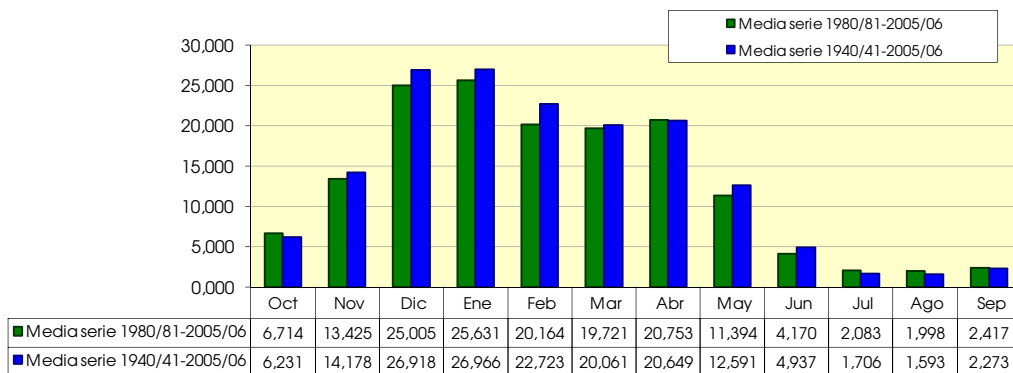
Serie completa

	Oct	Nov	Dic	Ene	Feb	Mar	Abr	May	Jun	Jul	Ago	Sep	Total
Máximo	59,540	50,880	126,157	65,869	58,640	38,920	55,550	48,620	32,360	13,540	20,430	19,490	287,480
Mínimo	0,000	0,000	0,350	2,860	2,180	1,230	4,500	1,920	0,000	0,000	0,000	0,000	59,260
Media	6,231	14,178	26,918	26,966	22,723	20,061	20,649	12,591	4,937	1,706	1,593	2,273	160,826
Percentil 1%	0,000	0,124	1,800	3,172	2,440	3,291	4,799	2,486	0,085	0,000	0,000	0,000	61,164
Percentil 5%	0,423	1,488	5,270	4,762	4,973	7,137	6,772	4,193	0,823	0,000	0,000	0,290	91,878
Percentil 10%	0,835	1,950	6,284	7,495	7,146	9,404	9,227	5,798	1,770	0,000	0,000	0,580	100,971
Percentil 25%	2,727	5,330	12,425	12,765	12,928	13,170	12,521	7,946	2,961	1,011	0,921	1,333	123,976
Percentil 50%	4,075	10,500	20,114	24,750	19,567	19,409	18,793	10,323	4,169	1,419	1,256	1,953	164,584
Desviación típica	8,386	11,592	21,626	16,811	13,513	8,966	10,625	8,338	4,314	2,030	2,650	2,450	49,597
Coef. variación	1,346	0,818	0,803	0,623	0,595	0,447	0,515	0,662	0,874	1,190	1,664	1,078	0,308

1980/2005
(hm³)

Serie para asignación y reserva

	Oct	Nov	Dic	Ene	Feb	Mar	Abr	May	Jun	Jul	Ago	Sep	Total
Máximo	59,540	32,580	73,700	64,630	39,236	38,920	43,730	48,620	14,860	13,540	20,430	19,490	255,900
Mínimo	0,360	1,430	0,350	2,860	2,180	1,230	4,500	2,790	0,650	0,000	0,000	0,350	59,260
Media	6,714	13,425	25,005	25,631	20,164	19,721	20,753	11,394	4,170	2,083	1,998	2,417	153,475
Percentil 1%	0,448	1,488	0,908	2,980	2,280	2,668	4,615	2,978	0,785	0,173	0,058	0,383	59,992
Percentil 5%	0,733	1,755	2,820	3,548	3,055	7,008	5,073	3,680	1,268	0,740	0,350	0,553	65,000
Percentil 10%	0,835	2,200	4,450	4,949	5,974	7,797	5,946	5,085	1,615	0,901	0,805	0,810	89,504
Percentil 25%	2,495	5,096	10,906	11,078	11,431	11,466	12,737	6,493	2,380	1,163	1,017	1,183	125,440
Percentil 50%	3,365	10,837	21,037	25,605	17,001	17,916	20,084	8,917	3,335	1,513	1,227	1,644	162,958
Desviación típica	11,647	9,804	19,284	16,905	11,518	9,962	11,083	9,338	3,050	2,477	3,800	3,589	49,230
Coef. variación	1,735	0,730	0,771	0,660	0,571	0,505	0,534	0,820	0,731	1,189	1,902	1,485	0,321



503. Río Zayas

(hm ²)	Oct	Nov	Dic	Ene	Feb	Mar	Abr	May	Jun	Jul	Ago	Sep	Total
1940/41	5.592	3.737	8.056	8.506	11.066	4.834	4.161	7.703	6.424	3.072	1.785	1.281	66.216
1941/42	0.815	1.327	1.181	9.354	4.246	2.351	6.609	2.645	1.625	1.052	1.133	1.092	33.431
1942/43	0.910	0.745	1.254	3.650	5.160	2.632	2.232	1.915	1.027	0.881	0.607	0.883	21.896
1943/44	0.744	6.206	5.361	2.096	11.783	4.869	4.802	2.787	1.752	1.070	0.746	0.674	42.890
1944/45	6.124	4.549	12.162	15.045	4.685	4.360	2.691	2.518	1.383	0.852	1.366	0.791	56.526
1945/46	1.056	1.051	5.140	2.827	2.627	2.085	7.037	8.090	3.291	1.768	1.091	0.693	36.756
1946/47	0.633	1.005	4.517	5.227	8.943	5.499	2.868	2.573	1.646	0.977	0.916	1.158	35.962
1947/48	1.403	2.950	10.089	13.968	4.600	2.828	3.347	4.187	2.034	1.127	0.847	1.633	49.013
1948/49	1.752	1.774	2.145	5.487	2.407	10.464	5.678	4.322	2.015	1.155	0.737	4.671	42.608
1949/50	1.987	6.535	9.416	6.516	9.207	5.197	10.525	5.564	2.972	1.669	1.085	0.738	61.411
1950/51	1.354	1.128	17.036	12.026	11.853	8.169	5.222	8.914	4.116	2.291	1.359	0.925	74.393
1951/52	2.057	2.564	5.862	17.131	11.928	8.656	10.854	4.259	2.380	1.655	1.135	0.802	69.283
1952/53	2.378	5.416	13.935	11.735	12.869	4.051	4.557	3.046	3.577	1.982	1.153	1.138	65.837
1953/54	5.353	2.256	3.429	18.414	18.957	10.911	8.339	8.597	4.008	2.328	1.495	1.130	85.217
1954/55	0.844	1.319	2.982	8.203	6.511	4.066	2.267	1.455	1.138	0.862	0.565	0.485	30.696
1955/56	2.414	1.338	3.814	9.706	2.896	6.094	14.246	7.030	3.757	2.314	1.648	1.214	56.470
1956/57	2.776	12.633	3.870	5.511	4.100	2.831	3.067	3.219	3.418	1.907	1.062	0.713	45.106
1957/58	0.523	1.910	2.891	8.308	3.763	7.319	10.810	3.772	3.240	1.859	1.113	0.764	46.273
1958/59	0.731	4.327	10.766	6.360	3.091	7.082	4.764	4.606	2.627	1.589	1.010	1.213	48.166
1959/60	6.245	6.568	17.218	11.245	6.212	6.011	3.522	2.074	1.423	0.933	0.704	0.704	62.859
1960/61	3.063	4.264	31.449	15.193	5.414	2.999	4.930	2.905	1.955	1.204	0.777	0.917	75.068
1961/62	2.824	13.257	4.927	7.833	13.586	8.762	8.346	6.119	3.502	2.048	1.211	0.813	73.229
1962/63	0.889	4.196	11.328	5.504	5.745	11.101	4.548	2.653	2.144	1.525	2.226	3.039	54.898
1963/64	1.522	3.068	3.616	2.817	5.040	6.584	6.883	3.040	1.622	0.956	0.662	0.516	36.325
1964/65	2.747	3.322	8.655	11.548	4.738	6.208	10.690	3.965	2.204	1.256	0.820	1.057	57.210
1965/66	2.129	7.194	16.033	5.680	9.037	6.781	4.828	5.668	5.416	2.694	1.496	0.964	67.920
1966/67	5.136	14.901	11.767	8.365	3.703	3.683	3.116	3.946	2.321	1.377	0.871	0.647	59.834
1967/68	0.986	5.998	13.634	13.303	7.494	7.133	5.557	5.180	3.162	1.826	1.258	0.868	66.399
1968/69	0.602	1.200	4.556	2.397	4.229	6.289	7.031	5.607	2.876	1.607	0.973	1.280	38.647
1969/70	0.901	1.191	21.063	9.603	12.266	6.714	5.065	3.485	2.469	1.523	1.217	0.862	66.358
1970/71	0.904	1.030	1.640	1.860	2.297	6.811	4.832	7.338	4.457	2.678	1.571	0.923	36.341
1971/72	0.658	9.433	4.572	14.434	10.705	5.675	7.858	7.954	5.363	2.679	1.793	1.581	72.705
1972/73	1.332	1.016	1.604	4.753	10.935	4.032	4.612	2.899	1.976	1.184	0.938	0.879	36.160
1973/74	0.610	0.566	1.765	1.250	6.664	6.854	3.750	2.348	1.365	0.827	0.569	0.445	27.012
1974/75	7.409	6.848	3.687	5.019	3.000	12.746	9.376	6.007	3.280	1.826	1.104	0.811	61.112
1975/76	0.820	7.555	3.427	5.792	5.256	4.367	9.161	3.123	1.698	1.098	1.011	0.849	44.158
1976/77	1.136	1.721	3.485	2.104	1.770	1.702	2.656	7.793	9.921	6.244	3.218	1.726	43.475
1977/78	1.093	1.355	2.458	16.450	8.444	8.137	12.625	6.287	4.005	2.253	1.277	0.824	65.207
1978/79	1.008	1.557	1.592	11.257	10.427	9.208	13.607	4.825	2.798	1.652	1.064	1.745	60.740
1979/80	2.585	7.831	8.293	5.102	2.875	7.050	4.630	7.746	3.905	2.265	1.353	0.859	54.494
1980/81	5.181	4.112	15.236	13.995	7.374	5.360	7.219	3.885	2.277	1.363	0.885	0.636	67.524
1981/82	0.870	0.616	6.247	4.885	6.691	5.885	2.538	1.523	1.017	0.722	0.520	0.426	31.940
1982/83	2.485	6.076	18.037	4.353	8.504	10.850	7.218	4.056	2.283	1.482	6.586	2.230	74.160
1983/84	1.156	0.779	2.255	6.619	10.493	4.038	3.061	8.351	3.695	2.066	1.188	1.221	44.923
1984/85	2.622	4.361	5.452	7.935	3.331	5.900	3.576	6.024	2.772	1.643	1.028	0.665	45.307
1985/86	0.467	2.734	1.493	11.519	6.435	3.990	6.599	3.078	1.768	1.017	0.656	0.768	40.523
1986/87	0.625	0.574	2.866	5.896	7.079	5.308	3.567	2.029	1.433	1.046	0.698	0.475	31.595
1987/88	0.969	5.684	2.564	6.861	8.858	7.468	11.239	6.458	4.613	2.892	1.785	1.119	60.510
1988/89	0.739	0.517	1.246	0.975	2.296	1.323	7.726	3.186	1.662	0.940	0.609	0.425	21.644
1989/90	0.309	1.470	0.959	1.183	0.810	0.585	7.282	2.693	1.678	0.950	0.564	0.401	18.884
1990/91	0.705	1.944	3.384	3.168	2.637	7.097	12.154	14.123	4.313	2.153	1.206	1.255	54.139
1991/92	1.322	7.410	2.504	1.661	1.066	7.622	5.769	3.479	5.034	2.604	1.601	1.177	41.251
1992/93	16.090	5.244	9.691	3.320	3.942	2.849	6.919	4.716	3.081	1.772	1.234	1.569	60.427
1993/94	2.606	2.225	12.918	6.538	4.905	2.802	6.736	3.667	2.541	1.538	0.946	0.690	48.111
1994/95	0.872	0.967	3.545	11.054	8.019	6.990	3.826	2.660	1.563	1.144	0.754	0.543	41.937
1995/96	0.407	0.720	1.774	2.175	10.459	3.849	3.155	2.074	1.506	1.012	0.746	0.926	28.804
1996/97	1.258	9.495	10.285	10.242	4.089	2.234	1.445	3.784	2.412	2.435	1.586	0.977	50.241
1997/98	0.705	3.579	6.320	3.963	3.481	4.184	7.272	3.860	2.300	1.322	0.823	1.038	38.845
1998/99	3.538	6.043	3.804	5.756	10.569	6.563	4.333	3.583	2.062	1.407	0.930	0.707	49.295
1999/00	0.612	3.219	4.852	2.657	3.021	3.097	5.167	2.801	1.702	1.060	0.716	0.490	29.394
2000/01	1.784	4.181	3.365	10.742	4.191	6.366	4.737	2.453	1.371	0.987	0.686	0.483	41.346
2001/02	0.404	3.132	1.342	1.373	3.765	2.186	1.875	3.453	1.928	1.078	0.835	0.590	21.961
2002/03	0.879	2.585	11.439	13.316	11.813	4.352	3.100	3.845	1.920	1.116	0.711	0.541	55.616
2003/04	1.411	2.146	5.600	11.971	8.138	9.472	5.822	3.240	1.789	1.088	0.784	1.070	52.532
2004/05	1.231	3.294	7.871	6.293	9.348	4.898	8.284	5.060	2.626	1.439	0.892	0.656	51.893
2005/06	1.107	4.924	8.124	4.964	4.371	8.507	3.746	2.154	1.918	1.176	0.730	0.548	42.271

503. Río Zayas

1940/2005
(hm³)

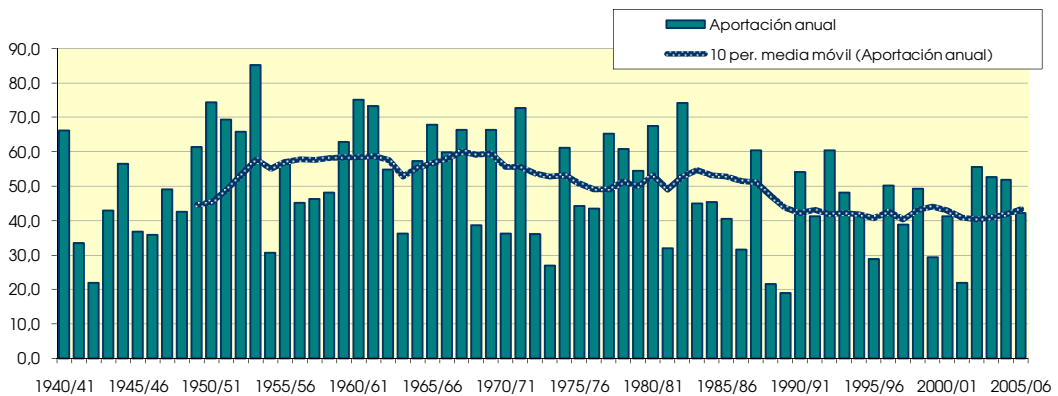
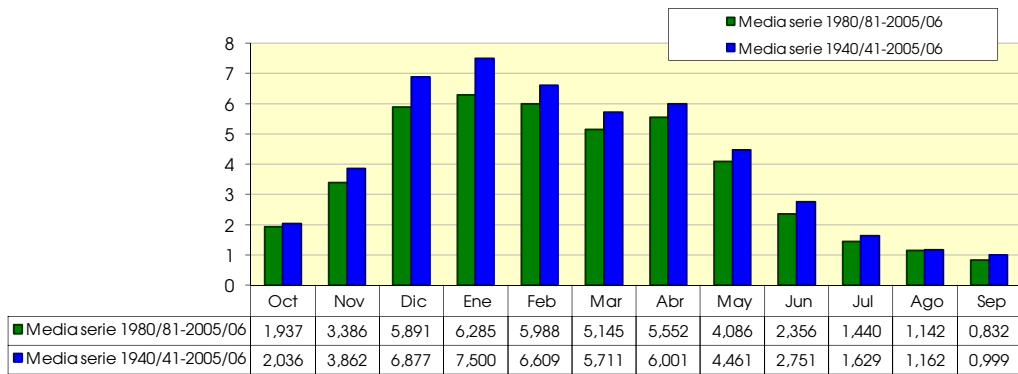
Serie completa

	Oct	Nov	Dic	Ene	Feb	Mar	Abr	May	Jun	Jul	Ago	Sep	Total
Máximo	16,090	14,901	31,449	18,414	18,957	12,746	14,246	14,123	9,921	6,244	6,586	4,671	85,217
Mínimo	0,309	0,517	0,959	0,975	0,810	0,585	1,445	1,455	1,017	0,722	0,520	0,401	18,884
Media	2,036	3,862	6,877	7,500	6,609	5,711	6,001	4,461	2,751	1,629	1,162	0,999	49,597
Percentil 1%	0,370	0,549	1,103	1,110	0,977	1,065	1,724	1,499	1,023	0,790	0,549	0,417	20,678
Percentil 5%	0,481	0,642	1,276	1,445	2,296	2,110	2,335	2,040	1,367	0,867	0,579	0,453	23,224
Percentil 10%	0,611	0,873	1,598	2,100	2,632	2,491	2,779	2,251	1,428	0,945	0,659	0,488	30,045
Percentil 25%	0,816	1,330	2,873	4,060	3,764	4,000	3,618	2,826	1,714	1,072	0,748	0,667	38,696
Percentil 50%	1,146	3,100	4,712	6,438	5,580	5,780	5,116	3,814	2,310	1,461	1,010	0,860	48,589
Desviación típica	2,383	3,186	5,827	4,505	3,703	2,615	3,029	2,299	1,481	0,823	0,813	0,641	15,372
Coef. variación	1,170	0,825	0,847	0,601	0,560	0,458	0,505	0,515	0,538	0,505	0,700	0,642	0,310

1980/2005
(hm³)

Serie para asignación y reserva

	Oct	Nov	Dic	Ene	Feb	Mar	Abr	May	Jun	Jul	Ago	Sep	Total
Máximo	16,090	9,495	18,037	13,995	11,813	10,850	12,154	14,123	5,034	2,892	6,586	2,230	74,160
Mínimo	0,309	0,517	0,959	0,975	0,810	0,585	1,445	1,523	1,017	0,722	0,520	0,401	18,884
Media	1,937	3,386	5,891	6,285	5,988	5,145	5,552	4,086	2,356	1,440	1,142	0,832	44,041
Percentil 1%	0,332	0,531	1,031	1,027	0,874	0,769	1,552	1,650	1,105	0,777	0,531	0,407	19,574
Percentil 5%	0,404	0,584	1,270	1,230	1,374	1,539	2,041	2,040	1,386	0,942	0,575	0,425	21,723
Percentil 10%	0,437	0,668	1,418	1,517	2,466	2,210	2,799	2,114	1,470	0,968	0,632	0,451	25,382
Percentil 25%	0,705	1,589	2,519	3,206	3,552	3,285	3,569	2,720	1,684	1,050	0,712	0,541	33,666
Percentil 50%	1,038	3,175	4,328	5,826	5,670	5,103	5,468	3,531	1,995	1,249	0,829	0,677	43,597
Desviación típica	3,094	2,319	4,603	3,958	3,171	2,526	2,668	2,534	1,027	0,563	1,158	0,424	13,979
Coef. variación	1,598	0,685	0,781	0,630	0,530	0,491	0,480	0,620	0,436	0,391	1,014	0,509	0,317



507. Río Ayuda

(hm ²)	Oct	Nov	Dic	Ene	Feb	Mar	Abr	May	Jun	Jul	Ago	Sep	Total
1940/41	10,404	7,235	16,359	16,194	21,596	12,357	11,811	21,563	15,225	8,733	5,793	4,273	151,545
1941/42	2,902	3,694	3,221	18,202	8,485	5,562	16,148	6,729	4,794	3,244	2,854	2,804	78,640
1942/43	2,368	1,857	2,742	6,371	7,889	3,900	3,445	2,852	1,881	1,366	1,026	1,506	37,201
1943/44	1,372	3,521	4,843	2,711	9,845	5,370	5,569	5,020	3,484	2,277	1,555	1,370	46,937
1944/45	3,426	3,481	9,394	17,788	7,495	6,396	4,499	3,705	2,477	1,668	1,635	1,236	63,199
1945/46	1,068	1,288	3,066	2,676	2,008	2,179	7,752	9,477	5,147	3,092	2,042	1,439	41,234
1946/47	1,107	1,151	6,030	4,701	11,010	7,737	5,030	4,685	3,240	2,069	1,510	1,638	49,908
1947/48	1,459	1,442	3,301	10,494	5,551	4,386	5,036	4,716	3,028	1,875	1,386	1,165	43,838
1948/49	1,060	1,018	0,939	1,405	1,320	5,077	4,170	3,031	2,075	1,395	1,029	7,044	29,564
1949/50	3,736	4,571	5,802	5,234	7,446	5,666	9,034	7,747	4,853	3,128	2,144	1,497	60,858
1950/51	1,596	1,525	5,760	6,359	7,567	9,955	7,629	8,698	7,318	4,833	3,295	2,258	66,794
1951/52	2,087	2,661	3,915	6,950	7,519	9,416	10,562	6,922	4,670	3,738	2,793	1,927	63,159
1952/53	3,107	6,633	10,347	11,274	15,858	7,963	8,635	5,601	5,602	3,729	2,398	2,140	83,289
1953/54	7,510	3,746	5,181	22,664	22,172	15,358	9,953	11,661	7,018	4,643	3,189	2,353	115,449
1954/55	1,655	2,390	2,510	8,366	11,389	6,578	4,614	3,354	3,072	3,134	1,964	1,407	50,432
1955/56	5,997	3,346	10,096	15,093	6,932	15,756	20,885	17,793	9,880	6,219	4,368	3,916	120,281
1956/57	3,694	15,685	6,836	8,972	6,500	4,994	6,375	8,838	11,630	5,520	3,410	2,364	84,818
1957/58	1,779	4,003	4,243	10,743	7,269	12,990	15,486	9,528	9,394	5,464	3,627	2,820	87,347
1958/59	2,141	5,531	26,071	12,989	6,354	12,628	9,780	12,703	6,943	4,741	3,192	9,871	112,945
1959/60	23,109	24,463	52,989	28,818	22,413	26,403	12,215	8,315	5,410	3,555	2,440	2,426	212,556
1960/61	9,758	9,010	42,446	25,508	11,276	7,032	8,628	7,218	4,721	2,996	2,051	4,079	134,722
1961/62	6,365	32,234	13,295	20,552	31,095	20,347	16,439	14,299	8,883	5,627	3,737	2,693	175,568
1962/63	2,248	3,873	7,288	10,467	10,232	18,280	9,089	5,695	5,674	3,608	2,702	2,658	81,813
1963/64	2,179	3,952	5,019	3,691	7,829	11,665	11,021	5,915	3,690	2,453	1,730	1,299	60,443
1964/65	3,812	4,097	8,790	17,123	10,405	15,001	16,877	7,969	4,938	3,177	2,155	2,875	97,220
1965/66	8,506	12,094	23,112	15,120	23,503	12,674	12,685	12,197	10,783	6,804	4,463	2,976	144,915
1966/67	6,994	26,209	22,492	16,248	8,735	7,553	6,770	7,260	5,538	3,592	2,410	2,176	115,978
1967/68	3,162	17,610	22,569	19,035	19,426	14,674	13,759	13,505	8,710	5,468	3,925	2,684	144,528
1968/69	2,292	1,970	5,627	3,173	3,031	9,170	15,579	11,865	7,542	4,806	3,101	4,388	72,545
1969/70	2,885	2,233	19,388	18,298	18,170	10,120	7,255	6,588	5,754	3,928	2,742	1,973	99,334
1970/71	1,547	1,528	2,608	4,491	5,257	15,040	14,172	19,613	11,741	8,365	5,252	3,426	93,039
1971/72	2,320	14,678	7,838	25,588	24,436	16,832	15,626	15,746	10,046	6,302	4,309	5,179	148,901
1972/73	4,330	3,456	4,757	9,431	21,295	8,132	8,650	8,281	6,464	3,972	2,948	2,305	84,022
1973/74	1,580	1,169	2,004	1,918	11,891	17,438	11,407	7,146	4,698	3,112	2,113	1,513	65,990
1974/75	10,582	8,631	4,777	8,008	6,700	19,919	22,546	17,546	8,873	5,635	3,759	2,831	119,806
1975/76	2,348	15,150	9,170	9,719	10,645	8,080	15,399	7,594	4,616	3,195	3,005	2,609	91,528
1976/77	2,985	3,368	11,815	6,751	4,951	5,200	6,133	18,511	17,295	10,828	6,972	4,460	99,268
1977/78	3,275	2,507	2,999	27,222	12,130	17,421	32,375	14,550	12,963	7,339	4,647	3,120	140,547
1978/79	2,404	3,499	3,385	20,927	21,335	20,327	27,790	12,714	7,950	5,142	3,368	3,599	132,438
1979/80	5,234	15,033	16,311	11,841	8,212	26,158	13,191	19,685	11,556	7,074	4,585	3,076	141,958
1980/81	7,382	10,567	29,049	24,732	12,911	10,871	20,947	10,626	6,392	4,117	2,737	1,922	142,254
1981/82	1,649	1,232	9,115	8,162	10,501	8,955	4,628	3,931	2,593	1,781	1,247	0,977	54,771
1982/83	2,795	10,445	31,391	7,845	13,668	22,816	13,883	8,647	5,451	3,804	10,760	5,355	136,860
1983/84	3,313	2,469	4,620	9,769	18,935	8,779	7,059	17,142	8,012	4,980	3,205	2,421	90,704
1984/85	5,790	15,893	10,012	14,095	7,201	13,941	8,706	13,163	6,713	4,681	3,310	2,222	105,729
1985/86	1,506	4,339	2,644	13,900	11,128	7,711	11,957	6,930	4,507	2,893	1,983	2,064	71,564
1986/87	1,631	1,435	3,315	9,647	10,477	10,482	9,363	5,513	3,891	2,795	2,010	1,407	61,966
1987/88	3,498	11,245	5,774	16,842	17,970	18,936	34,088	14,906	13,102	10,134	6,315	4,093	156,904
1988/89	2,806	1,902	1,549	1,224	1,717	1,401	10,997	5,327	3,199	2,499	1,754	1,269	35,644
1989/90	0,912	2,001	2,088	2,521	1,762	1,262	10,716	6,835	4,286	2,730	1,818	1,338	38,270
1990/91	1,486	3,098	6,502	6,277	6,347	12,983	25,268	19,580	9,119	5,547	3,611	3,687	103,506
1991/92	3,929	19,253	5,930	3,786	2,569	15,928	11,345	9,851	18,641	7,568	4,993	3,539	107,332
1992/93	28,677	9,274	15,434	6,595	8,586	7,039	15,610	14,946	8,350	5,292	3,485	4,130	127,418
1993/94	4,635	4,255	19,682	12,067	9,856	6,281	10,035	7,124	5,055	3,319	2,228	1,677	86,214
1994/95	2,648	2,890	10,763	19,618	17,753	13,693	8,773	6,567	4,327	3,010	2,105	1,531	93,678
1995/96	1,078	1,676	7,402	9,296	18,957	10,101	9,379	6,184	4,466	3,101	2,155	1,950	75,745
1996/97	2,419	16,851	26,589	25,391	9,951	6,139	4,487	7,710	5,962	5,582	4,098	2,784	117,963
1997/98	1,974	10,045	17,623	9,383	7,754	8,792	11,222	10,422	6,136	3,942	2,614	2,377	92,284
1998/99	4,274	7,391	4,875	10,128	15,103	12,026	9,728	8,066	5,213	3,938	2,676	2,363	85,781
1999/00	1,818	5,728	13,735	6,001	5,270	5,367	11,247	8,429	5,541	3,704	2,478	1,695	71,012
2000/01	4,118	10,708	7,892	26,284	8,762	16,764	11,287	6,370	4,020	2,903	2,024	1,466	102,597
2001/02	1,233	5,092	2,450	3,349	5,227	3,766	3,667	8,841	5,718	3,417	2,477	1,794	47,029
2002/03	2,228	4,557	14,785	27,692	18,539	9,516	7,137	8,864	5,108	3,307	2,269	1,819	105,823
2003/04	4,601	4,165	8,449	18,528	20,219	17,702	16,543	9,451	5,937	3,800	2,584	2,563	114,542
2004/05	2,233	5,381	11,358	14,447	18,932	10,244	14,397	10,510	5,960	3,877	2,608	1,775	101,722
2005/06	4,498	15,300	16,252	11,018	9,218	16,967	9,141	5,861	4,881	3,561	2,309	1,654	100,660

507. Río Ayuda

1940/2005
(hm³)

Serie completa

	Oct	Nov	Dic	Ene	Feb	Mar	Abr	May	Jun	Jul	Ago	Sep	Total
Máximo	28,677	32,234	52,989	28,818	31,095	26,403	34,088	21,563	18,641	10,828	10,760	9,871	212,556
Mínimo	0,912	1,018	0,939	1,224	1,320	1,262	3,445	2,852	1,881	1,366	1,026	0,977	29,564
Media	4,084	7,102	10,736	12,299	11,462	11,215	11,752	9,676	6,699	4,305	3,053	2,655	95,038

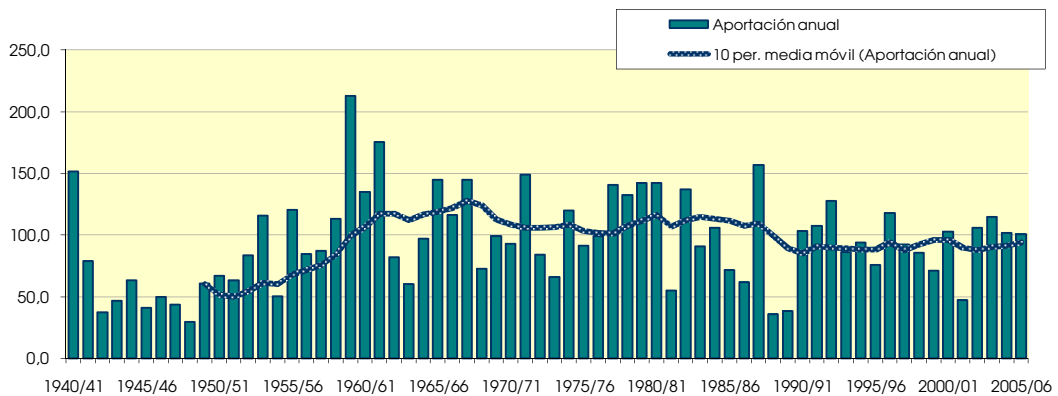
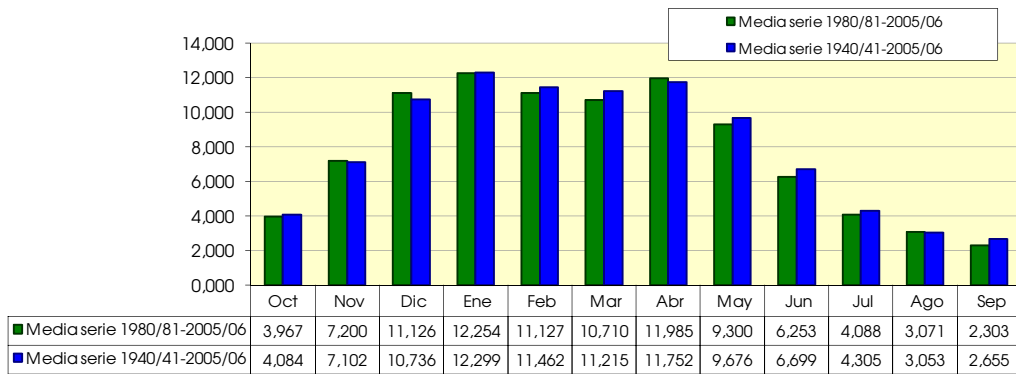
Percentil 1%	1,008	1,105	1,335	1,342	1,578	1,352	3,589	2,968	2,007	1,385	1,028	1,099	33,516
Percentil 5%	1,085	1,246	2,178	2,560	2,148	3,799	4,490	3,761	2,701	1,804	1,417	1,276	39,011
Percentil 10%	1,415	1,483	2,626	3,261	5,089	5,036	4,829	4,868	3,220	2,365	1,683	1,389	46,983
Percentil 25%	1,789	2,478	4,338	6,427	7,218	6,692	7,660	6,572	4,629	3,104	2,107	1,660	66,191
Percentil 50%	2,801	4,131	7,345	10,481	9,904	10,110	10,639	8,372	5,638	3,769	2,689	2,358	92,661
Desviación típica	4,528	6,707	9,914	7,530	6,562	5,803	6,377	4,630	3,488	1,962	1,555	1,473	37,573
Coef. variación	1,109	0,944	0,923	0,612	0,572	0,517	0,543	0,478	0,521	0,456	0,509	0,555	0,395

1980/2005
(hm³)

Serie para asignación y reserva

	Oct	Nov	Dic	Ene	Feb	Mar	Abr	May	Jun	Jul	Ago	Sep	Total
Máximo	28,677	19,253	31,391	27,692	20,219	22,816	34,088	19,580	18,641	10,134	10,760	5,355	156,904
Mínimo	0,912	1,232	1,549	1,224	1,717	1,262	3,667	3,931	2,593	1,781	1,247	0,977	35,644
Media	3,967	7,200	11,126	12,254	11,127	10,710	11,985	9,300	6,253	4,088	3,071	2,303	93,384

Percentil 1%	0,954	1,283	1,684	1,548	1,728	1,296	3,872	4,280	2,744	1,961	1,374	1,050	36,300
Percentil 5%	1,117	1,496	2,178	2,728	1,964	1,992	4,522	5,374	3,372	2,557	1,770	1,286	40,460
Percentil 10%	1,359	1,789	2,547	3,568	3,898	4,566	5,844	5,687	3,955	2,762	1,901	1,372	50,900
Percentil 25%	1,691	2,942	5,099	6,908	7,340	7,207	8,865	6,634	4,476	3,033	2,118	1,660	72,609
Percentil 50%	2,721	5,237	8,782	9,948	10,214	10,173	10,856	8,538	5,496	3,752	2,531	1,936	97,169
Desviación típica	5,281	5,283	8,315	7,577	5,744	5,369	6,549	3,841	3,292	1,724	1,901	1,054	30,815
Coef. variación	1,331	0,734	0,747	0,618	0,516	0,501	0,546	0,413	0,526	0,422	0,619	0,458	0,330



508. Río Inglares

(hm ²)	Oct	Nov	Dic	Ene	Feb	Mar	Abr	May	Jun	Jul	Ago	Sep	Total
1940/41	3.222	2.637	3.709	4.190	5.460	3.605	2.914	5.642	3.348	1.341	0.475	0.372	36.915
1941/42	0.274	0.770	0.784	3.590	2.610	1.312	4.167	1.901	0.964	0.483	0.389	0.421	17.665
1942/43	0.664	0.670	0.878	1.762	1.827	1.050	1.059	0.905	0.430	0.237	0.204	0.615	10.301
1943/44	0.490	1.116	1.818	1.113	2.083	1.739	1.720	1.859	1.095	0.455	0.197	0.450	14.136
1944/45	1.291	1.736	3.249	5.777	2.573	1.401	1.133	0.961	0.559	0.239	0.501	0.358	19.777
1945/46	0.403	0.783	1.847	1.600	0.971	0.930	3.954	4.845	2.046	0.561	0.210	0.153	18.304
1946/47	0.166	0.257	2.751	2.402	3.586	3.154	1.549	1.357	0.779	0.249	0.140	0.541	16.932
1947/48	0.492	0.481	1.760	5.253	2.910	2.067	2.419	1.479	0.556	0.182	0.151	0.156	17.905
1948/49	0.325	0.535	0.541	0.733	0.771	2.950	2.453	1.387	0.706	0.296	0.138	2.387	13.224
1949/50	1.507	1.313	1.532	1.422	1.668	1.398	2.595	1.930	0.978	0.353	0.168	0.099	14.964
1950/51	0.493	0.652	2.229	2.329	2.160	3.032	1.957	1.441	1.336	0.636	0.377	0.272	16.914
1951/52	0.790	1.202	1.796	3.755	3.736	4.364	4.149	2.047	0.731	0.704	0.437	0.216	23.925
1952/53	1.523	3.430	4.147	5.458	4.788	1.869	1.745	0.959	1.033	0.586	0.197	0.451	26.187
1953/54	4.220	1.965	1.841	5.815	6.603	4.338	2.364	2.351	1.472	0.683	0.342	0.252	32.247
1954/55	0.208	1.064	1.233	3.493	4.707	2.670	1.214	0.599	0.820	0.844	0.442	0.269	17.563
1955/56	4.226	1.820	4.715	6.024	2.550	4.024	6.167	4.930	1.974	0.598	0.440	0.927	38.395
1956/57	1.089	5.108	2.614	2.565	2.230	1.689	2.127	2.675	3.441	1.319	0.367	0.227	25.451
1957/58	0.270	1.703	1.682	3.874	2.657	3.482	3.838	2.209	1.991	0.925	0.392	0.531	23.554
1958/59	0.487	1.485	6.377	4.369	1.718	3.276	2.493	2.613	1.374	0.658	0.325	3.087	28.262
1959/60	7.485	7.762	13.251	7.402	4.991	7.236	2.741	1.130	0.544	0.255	0.140	0.617	53.553
1960/61	4.349	3.968	12.011	7.430	2.807	0.846	1.754	2.166	1.069	0.342	0.166	1.732	38.641
1961/62	3.659	11.781	5.726	6.481	9.999	5.961	3.679	3.354	1.393	0.435	0.214	0.320	53.002
1962/63	0.605	1.468	2.655	5.147	3.951	5.530	2.949	1.297	1.709	0.923	0.437	0.516	27.186
1963/64	0.319	1.397	1.947	1.702	3.345	5.035	3.835	1.650	0.509	0.224	0.140	0.152	20.255
1964/65	2.630	2.328	3.940	5.992	4.137	4.762	4.421	1.918	0.559	0.182	0.089	1.025	31.984
1965/66	3.545	5.173	7.311	4.278	6.767	3.681	3.695	3.007	2.775	1.369	0.467	0.229	42.297
1966/67	2.714	8.212	5.839	3.792	1.731	1.391	1.461	1.527	0.853	0.352	0.153	0.250	28.273
1967/68	0.926	7.610	6.692	5.016	4.562	3.656	3.483	3.214	1.384	0.420	0.286	0.193	37.443
1968/69	0.099	0.433	1.056	0.920	0.653	2.638	5.789	3.873	2.123	0.816	0.252	1.444	20.095
1969/70	0.862	0.482	5.356	6.419	4.988	2.337	1.226	1.030	1.333	0.685	0.288	0.164	25.170
1970/71	0.278	0.603	1.168	2.263	1.549	3.345	4.094	7.132	3.383	2.016	0.781	0.249	26.862
1971/72	0.122	4.408	3.153	4.958	6.380	4.282	3.144	3.021	1.570	0.568	0.332	1.602	33.538
1972/73	1.801	1.566	1.846	2.943	5.463	2.469	1.784	2.058	1.798	0.948	0.518	0.434	23.629
1973/74	0.231	0.153	0.648	0.764	3.348	6.700	3.951	1.632	0.689	0.300	0.161	0.164	18.739
1974/75	3.798	3.503	1.643	1.836	2.194	4.554	7.038	5.559	2.312	0.705	0.310	0.319	33.771
1975/76	0.766	5.585	3.926	2.813	2.993	2.417	4.502	2.004	0.661	0.342	0.731	0.708	27.450
1976/77	1.001	1.052	3.810	3.404	1.742	1.436	1.945	5.017	5.229	2.768	1.084	0.358	28.847
1977/78	0.478	0.459	0.956	7.145	4.355	4.460	7.284	3.727	3.155	1.268	0.369	0.212	33.868
1978/79	0.417	1.164	1.218	6.506	6.436	4.922	5.830	3.316	1.357	0.512	0.228	0.526	32.431
1979/80	2.271	5.162	4.659	3.398	2.007	6.375	3.681	4.222	2.938	1.295	0.454	0.238	36.698
1980/81	1.756	3.104	6.179	5.336	3.635	3.396	7.103	2.760	0.903	0.341	0.162	0.214	34.890
1981/82	0.381	0.268	2.625	2.355	2.606	2.239	1.033	0.789	0.476	0.184	0.098	0.167	13.221
1982/83	1.089	2.996	6.254	2.564	2.383	4.001	3.201	1.628	0.618	0.350	2.551	1.258	28.892
1983/84	0.380	0.577	1.860	3.874	5.256	3.226	2.060	3.370	1.952	0.690	0.227	0.337	23.810
1984/85	1.718	5.030	3.064	3.614	2.453	3.642	2.617	2.900	1.427	0.764	0.393	0.151	27.772
1985/86	0.074	1.507	1.201	3.246	4.149	2.581	2.850	1.753	0.706	0.219	0.114	0.363	18.764
1986/87	0.389	0.286	1.104	2.922	3.517	2.971	2.293	1.011	0.428	0.411	0.251	0.120	15.702
1987/88	1.267	3.592	2.321	4.389	4.731	3.580	8.781	3.963	3.511	2.329	0.916	0.357	39.736
1988/89	0.422	0.325	0.396	0.384	0.756	0.562	4.187	2.553	0.913	0.645	0.407	0.245	11.795
1989/90	0.161	0.938	1.265	1.292	0.810	0.392	3.071	2.751	1.422	0.565	0.221	0.236	13.123
1990/91	0.881	1.932	3.297	2.918	2.508	3.883	7.537	5.279	1.956	0.516	0.181	0.963	31.850
1991/92	1.724	5.989	2.398	0.773	0.386	3.772	3.209	2.494	4.765	1.879	0.784	0.619	28.792
1992/93	7.922	3.505	3.791	1.682	2.223	1.806	3.818	4.359	2.485	0.926	0.377	0.872	33.767
1993/94	1.891	1.793	5.732	4.427	3.266	1.590	1.919	1.844	1.157	0.484	0.181	0.317	24.601
1994/95	1.451	1.818	3.630	6.192	5.655	3.933	2.019	1.538	0.696	0.317	0.174	0.155	27.579
1995/96	0.113	0.884	3.965	4.466	5.768	3.283	2.690	1.418	0.781	0.473	0.267	0.466	24.573
1996/97	0.813	5.319	7.781	7.952	2.981	0.860	0.760	2.209	1.985	1.772	1.509	0.693	34.635
1997/98	0.386	4.041	6.627	3.676	2.365	2.705	3.440	3.159	1.491	0.567	0.233	0.478	29.169
1998/99	1.214	1.775	1.733	2.877	4.057	2.971	2.377	1.773	0.774	0.436	0.244	0.632	20.864
1999/00	0.593	1.870	3.858	2.025	1.066	1.007	2.775	2.563	1.279	0.601	0.303	0.156	18.095
2000/01	1.331	3.971	3.221	7.522	3.074	4.127	2.761	1.163	0.369	0.283	0.206	0.192	28.217
2001/02	0.426	2.102	1.114	2.101	2.262	1.618	1.270	2.013	1.984	0.860	0.504	0.304	16.560
2002/03	0.805	1.743	4.779	8.052	6.172	2.909	1.764	2.532	1.204	0.362	0.202	0.525	31.049
2003/04	2.581	2.002	2.670	5.778	5.536	4.208	3.934	2.267	0.905	0.285	0.168	0.627	30.960
2004/05	0.901	2.166	3.901	3.602	4.962	2.471	2.900	1.639	0.604	0.211	0.122	0.085	23.564
2005/06	2.740	5.691	5.152	3.317	2.577	4.990	3.066	1.213	0.906	0.642	0.245	0.245	30.785

508. Río Inglares

1940/2005
(hm³)

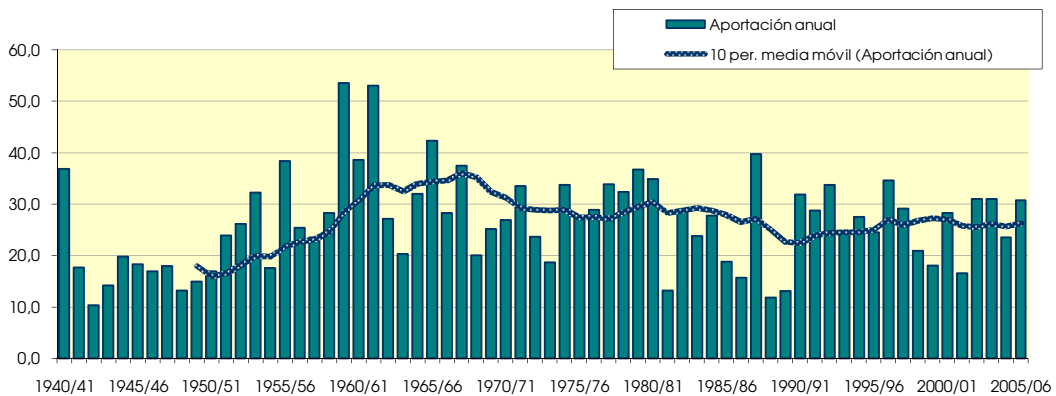
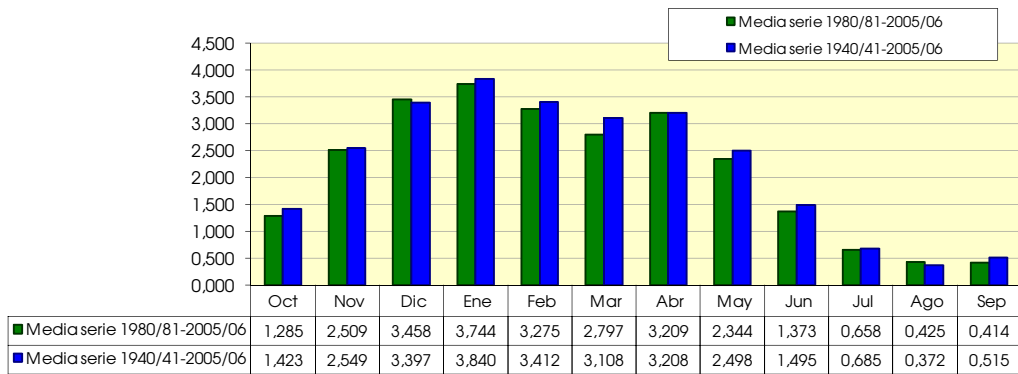
Serie completa

	Oct	Nov	Dic	Ene	Feb	Mar	Abr	May	Jun	Jul	Ago	Sep	Total
Máximo	7,922	11,781	13,251	8,052	9,999	7,236	8,781	7,132	5,229	2,768	2,551	3,087	53,553
Mínimo	0,074	0,153	0,396	0,384	0,386	0,392	0,760	0,599	0,369	0,182	0,089	0,085	10,301
Media	1,423	2,549	3,397	3,840	3,412	3,108	3,208	2,498	1,495	0,685	0,372	0,515	26,502
Percentil 1%	0,090	0,221	0,490	0,611	0,559	0,502	0,938	0,722	0,407	0,182	0,095	0,094	11,272
Percentil 5%	0,131	0,296	0,808	0,810	0,781	0,877	1,153	0,959	0,484	0,213	0,126	0,151	13,222
Percentil 10%	0,219	0,470	1,080	1,357	1,308	1,181	1,365	1,080	0,557	0,238	0,140	0,155	15,333
Percentil 25%	0,393	0,897	1,694	2,336	2,201	1,822	1,973	1,529	0,742	0,342	0,181	0,218	18,745
Percentil 50%	0,837	1,784	2,711	3,608	2,987	3,093	2,875	2,112	1,242	0,563	0,259	0,347	27,024
Desviación típica	1,601	2,310	2,496	2,001	1,842	1,530	1,715	1,370	1,035	0,527	0,366	0,532	9,149
Coef. variación	1,125	0,906	0,735	0,521	0,540	0,492	0,535	0,548	0,692	0,770	0,985	1,031	0,345

1980/2005
(hm³)

Serie para asignación y reserva

	Oct	Nov	Dic	Ene	Feb	Mar	Abr	May	Jun	Jul	Ago	Sep	Total
Máximo	7,922	5,989	7,781	8,052	6,172	4,990	8,781	5,279	4,765	2,329	2,551	1,258	39,736
Mínimo	0,074	0,268	0,396	0,384	0,386	0,392	0,760	0,789	0,369	0,184	0,098	0,085	11,795
Media	1,285	2,509	3,458	3,744	3,275	2,797	3,209	2,344	1,373	0,658	0,425	0,414	25,491
Percentil 1%	0,084	0,273	0,573	0,482	0,479	0,434	0,829	0,844	0,383	0,190	0,102	0,094	12,127
Percentil 5%	0,125	0,296	1,106	0,903	0,769	0,636	1,093	1,049	0,440	0,213	0,116	0,128	13,148
Percentil 10%	0,270	0,451	1,158	1,487	0,938	0,933	1,517	1,188	0,540	0,251	0,142	0,153	14,462
Percentil 25%	0,397	1,566	1,975	2,407	2,370	1,914	2,118	1,631	0,723	0,343	0,181	0,197	19,289
Percentil 50%	0,891	1,967	3,259	3,460	3,027	2,971	2,812	2,238	1,035	0,500	0,239	0,327	27,675
Desviación típica	1,536	1,693	1,942	2,065	1,644	1,227	1,904	1,063	1,004	0,535	0,531	0,292	7,541
Coef. variación	1,195	0,675	0,562	0,551	0,502	0,439	0,593	0,454	0,731	0,813	1,249	0,703	0,296



510. Río Zadorra alto (aguas arriba del embalse de Ullivarni)

(hm ²)	Oct	Nov	Dic	Ene	Feb	Mar	Abr	May	Jun	Jul	Ago	Sep	Total
1940/41	7.579	7.045	18.192	12.423	25.199	9.406	8.372	10.101	4.318	1.063	1.057	1.655	106.410
1941/42	2.772	5.809	7.374	35.217	10.742	6.647	14.662	4.202	1.800	0.600	0.701	1.313	91.840
1942/43	2.182	2.738	4.300	9.111	11.343	4.637	4.810	3.502	1.278	0.449	0.423	1.052	45.824
1943/44	1.764	6.857	6.685	3.841	10.244	5.687	4.792	3.109	1.585	0.509	0.497	0.787	46.358
1944/45	4.407	5.257	18.229	13.790	8.019	8.111	5.031	3.463	1.509	0.508	0.587	0.803	69.716
1945/46	1.535	2.704	7.783	4.587	3.520	3.779	7.949	11.595	2.075	0.621	0.573	0.782	47.502
1946/47	1.441	2.609	13.162	7.360	12.187	7.003	4.460	3.918	1.507	0.485	0.489	1.261	55.882
1947/48	1.840	2.808	9.414	19.529	5.470	4.279	5.059	5.874	1.629	0.502	0.506	0.859	57.770
1948/49	1.645	2.272	2.728	3.439	2.808	9.689	5.764	3.541	1.495	0.477	0.479	2.606	36.942
1949/50	2.530	13.109	14.557	10.076	10.760	9.796	13.597	7.220	2.359	0.761	0.752	1.054	86.572
1950/51	2.307	3.357	22.624	17.044	15.774	12.976	8.843	9.387	2.994	0.941	0.960	1.314	98.522
1951/52	2.766	4.675	6.666	20.293	20.863	11.851	11.457	4.926	2.193	0.842	0.834	1.150	88.516
1952/53	3.421	7.152	13.599	10.289	10.288	6.447	6.957	3.978	2.386	0.746	0.691	1.200	67.154
1953/54	4.500	4.630	5.774	8.157	19.020	11.353	7.401	6.604	2.593	0.869	0.902	1.408	73.209
1954/55	2.383	3.665	5.569	9.271	7.515	5.222	3.971	2.489	1.298	0.481	0.464	0.672	42.999
1955/56	2.452	3.003	5.606	7.666	3.894	9.501	17.076	7.203	2.397	0.766	0.792	1.327	61.683
1956/57	2.767	13.522	7.415	8.304	6.940	5.311	5.160	5.273	2.749	0.767	0.678	0.964	59.850
1957/58	1.858	3.892	5.868	7.608	5.234	10.898	12.293	4.771	2.464	0.744	0.739	1.058	57.428
1958/59	1.977	5.537	17.910	9.709	5.598	9.610	7.648	6.255	2.264	0.717	0.684	1.932	69.842
1959/60	7.674	13.072	32.137	17.329	11.100	10.074	6.911	4.212	1.943	0.661	0.680	1.210	107.004
1960/61	6.646	8.385	53.927	25.631	8.034	6.127	9.656	4.617	2.082	0.679	0.659	1.764	128.206
1961/62	4.520	22.173	10.183	12.085	16.777	10.826	10.996	7.246	3.608	0.953	0.916	1.303	101.585
1962/63	2.660	6.449	11.398	7.381	11.274	15.913	8.373	4.371	2.781	0.775	0.917	1.459	73.752
1963/64	2.569	4.581	7.067	4.956	7.442	7.627	10.003	3.816	1.656	0.545	0.549	0.811	51.623
1964/65	1.811	2.040	13.772	16.876	2.634	9.497	10.116	2.456	0.056	0.000	0.000	1.202	60.461
1965/66	2.430	7.171	26.198	5.350	6.987	7.591	4.353	6.226	3.233	0.184	0.000	0.109	69.833
1966/67	3.000	24.985	19.420	10.337	2.003	1.902	5.433	4.821	1.381	0.282	0.000	0.355	73.920
1967/68	0.584	11.222	19.600	22.803	7.189	5.967	7.554	4.724	1.571	0.000	0.265	0.222	81.703
1968/69	0.144	0.943	3.666	3.009	5.574	9.472	11.244	4.009	1.236	0.000	0.000	1.793	41.090
1969/70	0.943	0.668	22.758	13.289	13.441	9.343	2.892	5.900	1.879	0.000	0.230	1.172	72.514
1970/71	1.683	0.864	2.236	3.904	5.518	12.715	8.376	6.785	3.654	0.578	0.242	0.485	47.041
1971/72	0.311	10.792	10.083	15.269	14.638	5.272	7.447	11.065	1.250	0.000	0.000	0.726	76.853
1972/73	0.656	0.101	2.971	6.171	17.482	4.465	7.383	2.031	2.913	0.000	0.223	0.129	44.525
1973/74	0.000	0.000	3.845	1.851	14.194	11.111	4.162	0.771	0.000	0.000	0.000	0.000	35.934
1974/75	10.753	12.394	4.591	9.210	6.428	12.417	17.137	3.269	0.782	0.000	0.000	0.000	76.980
1975/76	0.000	9.918	7.314	3.479	15.760	5.037	9.132	2.032	0.319	1.031	0.860	0.927	55.808
1976/77	2.831	6.935	9.831	6.199	4.689	3.641	9.295	14.821	13.062	3.923	3.823	1.494	80.545
1977/78	2.048	4.647	6.813	23.376	25.922	12.745	17.666	9.128	2.422	0.614	0.419	0.686	106.486
1978/79	2.017	2.500	4.486	16.846	15.255	9.726	21.438	4.828	2.345	1.065	1.030	2.736	84.273
1979/80	3.567	17.726	9.521	12.584	2.871	17.853	7.698	11.080	4.947	1.629	0.839	0.667	90.983
1980/81	8.711	7.939	29.414	25.606	8.221	5.339	9.403	6.256	0.788	1.154	0.962	0.679	104.473
1981/82	1.288	1.078	11.418	9.985	12.273	11.687	1.829	1.171	1.003	0.948	1.082	0.486	54.247
1982/83	3.370	10.430	25.114	3.948	12.565	14.257	10.238	2.856	0.659	1.366	8.525	1.357	94.686
1983/84	0.350	0.757	4.501	11.776	13.964	7.566	4.955	8.639	4.237	0.408	0.779	0.971	58.903
1984/85	2.759	10.178	8.814	13.296	2.972	9.060	2.384	11.280	2.026	1.289	1.016	10.034	75.108
1985/86	0.430	2.255	1.151	10.919	13.465	3.771	8.736	2.458	1.187	0.668	0.613	1.132	46.786
1986/87	0.790	1.189	5.024	10.718	11.946	6.138	8.499	1.521	1.184	0.789	0.498	0.390	48.685
1987/88	1.267	8.349	5.016	12.225	10.101	15.048	15.204	4.244	3.661	6.858	1.285	1.126	84.384
1988/89	0.705	0.917	1.756	3.019	3.662	3.291	15.508	2.703	0.278	0.720	0.345	0.244	33.148
1989/90	0.191	1.433	0.182	1.287	1.050	0.587	14.353	4.294	0.941	0.000	0.000	0.174	24.493
1990/91	0.398	2.264	11.019	7.352	4.460	10.745	19.431	17.755	1.253	0.775	0.703	1.528	77.683
1991/92	2.096	13.719	2.497	1.542	1.274	10.209	15.165	4.746	6.209	1.843	0.442	0.499	60.241
1992/93	23.959	11.689	17.210	1.769	2.019	11.335	9.678	8.367	3.692	1.237	0.539	1.883	93.376
1993/94	5.866	4.771	20.200	12.435	8.050	3.651	10.657	2.645	0.937	0.314	0.435	0.575	70.536
1994/95	1.795	2.315	6.764	21.509	7.578	13.821	2.113	1.729	0.533	0.767	0.114	0.445	59.483
1995/96	1.442	2.692	5.231	6.876	17.122	5.747	5.273	2.828	1.310	0.458	0.464	0.794	50.237
1996/97	1.707	12.557	14.922	20.078	6.274	4.542	3.721	3.654	2.014	0.727	0.693	0.918	71.807
1997/98	1.604	6.134	12.743	7.312	5.905	6.829	8.757	4.676	1.847	0.607	0.604	1.003	58.020
1998/99	3.009	7.106	5.803	7.684	13.581	10.913	6.803	4.218	1.834	0.655	0.642	1.022	63.271
1999/00	1.690	5.053	9.993	4.633	4.936	4.486	9.213	3.817	1.508	0.497	0.495	0.693	47.014
2000/01	4.195	10.434	9.156	19.779	6.345	11.427	7.471	3.496	1.554	0.547	0.552	0.784	75.738
2001/02	1.444	3.612	2.866	2.441	5.808	3.034	2.862	2.940	1.241	0.396	0.429	0.578	27.649
2002/03	1.383	4.477	23.159	21.460	18.385	7.285	6.069	4.643	1.740	0.580	0.583	0.841	90.605
2003/04	2.070	4.483	10.272	19.169	13.179	10.412	9.944	4.477	1.886	0.631	0.632	1.296	78.453
2004/05	2.077	4.283	11.732	11.826	12.460	8.107	14.531	5.381	2.156	0.707	0.711	0.987	74.957
2005/06	2.514	11.746	18.550	9.019	7.114	15.034	6.928	3.539	1.787	0.602	0.588	0.854	78.275

510. Río Zadorra alto (aguas arriba del embalse de Ullivarri)

1940/2005
(hm³)

Serie completa

	Oct	Nov	Dic	Ene	Feb	Mar	Abr	May	Jun	Jul	Ago	Sep	Total
Máximo	23,959	24,985	53,927	35,217	25,922	17,853	21,438	17,755	13,062	6,858	8,525	10,034	128,206
Mínimo	0,000	0,000	0,182	1,287	1,050	0,587	1,829	0,771	0,000	0,000	0,000	0,000	24,493
Media	2,819	6,365	11,360	11,111	9,626	8,422	8,823	5,302	2,144	0,777	0,730	1,117	68,597

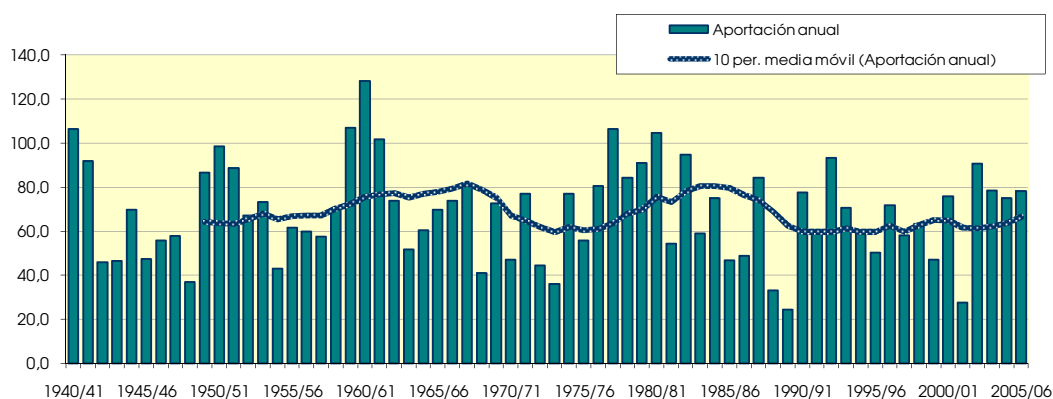
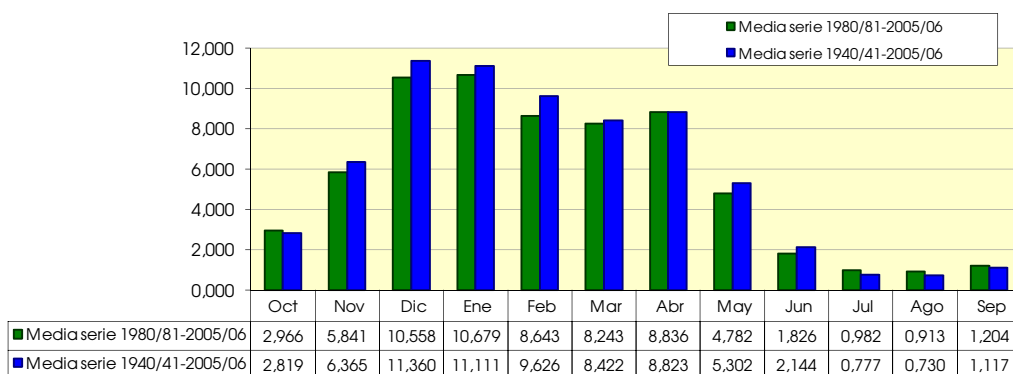
Percentil 1%	0,000	0,066	0,812	1,453	1,196	1,442	2,014	1,031	0,037	0,000	0,000	0,000	26,544
Percentil 5%	0,221	0,784	2,302	1,998	2,173	3,379	2,869	1,805	0,372	0,000	0,000	0,140	36,186
Percentil 10%	0,414	1,011	2,918	3,229	2,922	3,775	4,067	2,457	0,785	0,000	0,000	0,300	43,762
Percentil 25%	1,441	2,630	5,315	6,178	5,532	5,318	5,313	3,471	1,259	0,478	0,431	0,674	52,279
Percentil 50%	2,059	4,723	9,285	9,847	8,042	8,586	8,372	4,424	1,817	0,643	0,588	0,968	69,838
Desviación típica	3,357	5,145	9,049	7,077	5,636	3,709	4,384	3,211	1,780	0,943	1,097	1,240	21,607
Coef. variación	1,191	0,808	0,797	0,637	0,585	0,440	0,497	0,606	0,830	1,212	1,502	1,110	0,315

1980/2005
(hm³)

Serie para asignación y reserva

	Oct	Nov	Dic	Ene	Feb	Mar	Abr	May	Jun	Jul	Ago	Sep	Total
Máximo	23,959	13,719	29,414	25,606	18,385	15,048	19,431	17,755	6,209	6,858	8,525	10,034	104,473
Mínimo	0,191	0,757	0,182	1,287	1,050	0,587	1,829	1,171	0,278	0,000	0,000	0,174	24,493
Media	2,966	5,841	10,558	10,679	8,643	8,243	8,836	4,782	1,826	0,982	0,913	1,204	65,472

Percentil 1%	0,231	0,797	0,424	1,351	1,106	1,199	1,900	1,258	0,342	0,078	0,029	0,192	25,282
Percentil 5%	0,362	0,958	1,302	1,599	1,460	3,098	2,181	1,573	0,564	0,334	0,172	0,281	29,024
Percentil 10%	0,414	1,133	2,127	2,105	2,496	3,471	2,623	2,094	0,724	0,402	0,387	0,417	39,967
Percentil 25%	1,272	2,277	5,018	5,194	5,154	4,741	5,472	2,835	1,048	0,555	0,472	0,576	51,240
Percentil 50%	1,699	4,627	9,574	10,351	7,814	7,837	8,746	4,018	1,531	0,688	0,596	0,848	66,904
Desviación típica	4,661	4,120	7,798	6,994	4,874	4,077	4,694	3,495	1,308	1,257	1,576	1,844	20,620
Coef. variación	1,572	0,705	0,739	0,655	0,564	0,495	0,531	0,731	0,716	1,280	1,727	1,532	0,315



515. Río Alegria

(hm ²)	Oct	Nov	Dic	Ene	Feb	Mar	Abr	May	Jun	Jul	Ago	Sep	Total
1940/41	5,464	3,812	7,710	6,933	12,410	5,287	4,274	7,504	6,254	3,380	2,281	2,161	67,470
1941/42	1,724	2,388	2,381	12,161	5,854	3,239	7,678	3,241	2,034	1,503	1,555	1,834	45,591
1942/43	1,530	1,202	1,530	3,191	5,308	2,519	2,072	2,027	1,340	1,200	0,921	1,536	24,377
1943/44	1,310	3,812	3,618	1,892	7,100	3,746	3,170	2,330	1,723	1,243	0,977	1,014	31,934
1944/45	3,885	3,448	8,586	9,246	4,004	3,339	2,273	2,091	1,518	1,162	1,303	1,052	41,908
1945/46	0,982	1,199	3,187	2,085	1,677	1,623	5,035	6,949	2,959	1,657	1,150	0,913	29,416
1946/47	0,824	1,137	4,912	3,285	6,610	4,096	2,319	2,189	1,607	1,127	1,025	1,540	30,670
1947/48	1,283	1,294	3,466	7,334	3,265	1,926	2,135	3,040	1,829	1,175	1,020	1,101	28,867
1948/49	1,125	1,030	0,937	1,415	1,299	5,241	3,860	2,852	1,715	1,174	0,944	5,443	27,034
1949/50	2,464	4,818	6,662	4,871	6,650	4,623	7,981	5,649	2,925	1,827	1,428	1,194	51,094
1950/51	1,651	1,523	9,417	8,078	9,493	7,306	5,229	8,412	4,315	2,580	1,921	1,568	61,493
1951/52	1,891	2,314	2,881	10,413	9,835	6,769	7,787	3,735	2,290	2,031	1,685	1,376	53,005
1952/53	2,574	3,774	7,004	6,303	8,608	3,669	3,717	2,632	2,650	1,938	1,350	1,517	45,736
1953/54	3,612	2,402	2,244	7,218	12,757	8,225	5,379	5,480	3,320	2,227	1,802	1,745	56,411
1954/55	1,459	1,675	2,072	4,722	5,101	3,257	1,995	1,471	1,361	1,286	0,942	0,827	26,167
1955/56	2,445	1,752	3,158	4,840	2,544	5,932	11,210	6,467	3,353	2,070	1,719	1,678	47,169
1956/57	1,979	7,986	3,704	4,705	4,080	2,680	2,685	3,717	3,706	2,362	1,424	1,168	40,196
1957/58	1,129	1,891	2,459	3,792	3,054	5,871	6,869	3,833	3,162	2,139	1,560	1,331	37,089
1958/59	1,252	2,786	8,344	5,370	3,118	5,382	4,535	4,693	2,925	1,932	1,387	2,938	44,661
1959/60	6,528	6,969	14,443	10,444	7,062	5,364	3,438	2,456	1,895	1,508	1,326	1,595	63,027
1960/61	5,589	4,773	26,105	14,574	5,276	2,840	4,753	3,268	2,215	1,584	1,251	2,698	74,926
1961/62	3,762	12,953	5,595	6,858	10,765	6,955	6,490	5,648	5,086	2,660	1,833	1,536	70,141
1962/63	1,661	3,136	5,352	3,654	6,585	8,543	4,696	2,862	3,031	2,080	2,195	2,144	45,939
1963/64	1,714	2,303	3,272	2,226	4,512	4,459	7,017	3,021	1,767	1,267	1,052	0,968	33,577
1964/65	1,944	3,126	5,081	9,205	4,973	5,358	9,926	3,836	2,149	1,482	1,218	1,899	50,197
1965/66	2,641	5,404	11,945	5,466	9,684	5,421	5,077	5,207	4,878	2,948	1,877	1,442	61,988
1966/67	4,228	12,985	9,990	6,852	3,820	3,037	2,802	3,460	2,384	1,671	1,267	1,185	53,681
1967/68	1,630	6,375	10,866	10,242	8,006	6,140	5,559	6,557	3,320	2,055	1,645	1,348	63,743
1968/69	1,121	1,340	2,773	1,979	2,316	4,882	6,935	5,518	2,858	1,721	1,215	2,032	34,690
1969/70	1,404	1,336	10,203	8,630	9,789	4,764	3,101	3,568	2,793	1,821	1,470	1,226	50,107
1970/71	1,098	1,175	1,458	1,634	2,733	5,432	5,834	5,675	3,602	2,395	1,618	1,202	33,857
1971/72	1,066	6,995	3,856	12,561	10,495	5,768	6,271	7,208	4,302	2,641	1,910	1,845	64,920
1972/73	1,721	1,525	1,878	3,178	7,785	3,363	3,396	3,150	2,445	1,614	1,300	1,167	32,522
1973/74	0,916	0,832	1,371	1,214	5,219	5,976	3,577	2,101	1,394	1,036	0,872	0,789	25,297
1974/75	5,762	5,046	2,583	4,463	3,859	9,599	9,315	6,059	3,141	1,897	1,458	1,349	54,530
1975/76	1,254	6,046	3,290	4,267	5,268	3,502	6,166	3,086	1,799	1,456	1,374	1,217	38,725
1976/77	1,561	1,853	3,774	2,357	2,087	1,857	2,013	6,775	6,590	3,891	2,606	1,679	37,044
1977/78	1,443	1,576	1,959	11,411	6,779	6,901	11,325	5,041	3,430	2,259	1,587	1,308	55,017
1978/79	1,257	1,482	1,448	5,869	7,874	7,545	10,467	4,785	2,714	1,838	1,429	1,750	48,459
1979/80	2,069	5,746	5,949	4,739	3,161	7,653	4,598	7,059	4,133	2,537	1,724	1,354	50,723
1980/81	4,157	3,701	12,337	12,339	7,353	4,884	5,975	4,309	2,596	1,817	1,445	1,219	62,133
1981/82	1,227	1,060	3,648	3,418	5,841	4,412	2,447	1,583	1,226	1,072	0,921	0,811	27,666
1982/83	2,031	5,122	14,071	3,998	7,287	8,999	6,378	4,081	2,402	1,800	5,423	2,594	64,187
1983/84	1,516	1,283	2,513	6,147	9,499	4,062	2,817	6,980	3,557	2,046	1,408	1,267	43,094
1984/85	2,705	6,151	4,916	5,226	3,212	6,104	3,325	5,465	2,926	1,835	1,348	1,079	44,293
1985/86	0,903	2,303	1,426	6,630	5,750	3,199	5,115	2,824	1,709	1,198	0,980	1,195	33,231
1986/87	1,032	0,908	1,867	4,035	6,577	4,258	3,821	2,121	1,693	1,271	0,962	0,788	29,333
1987/88	1,877	5,447	3,175	6,809	8,641	6,695	13,331	6,227	3,879	3,554	2,197	1,614	63,446
1988/89	1,312	1,090	1,222	1,113	1,709	1,142	6,390	2,601	1,388	1,086	0,878	0,721	20,653
1989/90	0,591	2,063	1,194	1,242	0,875	0,630	6,763	2,909	1,582	0,954	0,703	0,605	20,111
1990/91	0,814	1,596	2,751	2,611	2,379	5,784	11,145	9,730	3,780	1,954	1,370	1,997	45,912
1991/92	1,989	8,150	2,704	1,546	1,202	6,929	4,598	4,079	6,939	2,925	1,938	1,428	44,429
1992/93	13,749	4,560	7,915	3,252	3,298	2,551	7,268	6,433	4,157	2,215	1,642	2,127	59,167
1993/94	2,479	2,038	10,649	7,070	5,515	2,807	4,812	3,713	2,549	1,752	1,299	1,130	45,812
1994/95	1,517	1,360	3,756	8,244	8,315	5,727	3,361	2,317	1,643	1,323	1,103	0,971	39,639
1995/96	0,820	1,107	2,038	2,857	7,918	3,583	2,979	1,888	1,402	1,132	0,968	1,049	27,741
1996/97	1,266	7,019	9,009	10,592	3,895	2,054	1,490	3,058	2,656	2,451	1,794	1,194	46,476
1997/98	0,983	3,880	6,316	3,710	3,249	3,211	4,615	3,925	2,283	1,505	1,222	1,395	36,293
1998/99	2,467	4,063	2,576	3,768	7,596	5,932	4,111	3,032	2,007	1,671	1,312	1,296	39,830
1999/00	1,056	2,356	4,556	2,244	2,370	2,232	4,781	2,975	1,772	1,221	0,980	0,828	27,371
2000/01	3,085	5,325	3,757	10,690	3,853	6,503	4,091	2,344	1,520	1,348	1,116	0,916	44,549
2001/02	0,859	2,006	1,194	0,967	2,579	1,673	1,518	2,711	1,962	1,147	1,000	0,750	18,367
2002/03	1,019	2,126	7,840	11,202	9,343	4,150	2,842	3,422	2,062	1,387	1,105	0,981	47,480
2003/04	1,606	2,120	4,525	9,012	9,422	7,650	6,098	3,216	1,955	1,436	1,209	1,739	49,989
2004/05	1,497	2,388	5,194	5,193	7,910	4,662	8,464	5,443	2,629	1,683	1,326	1,105	47,496
2005/06	1,843	7,202	9,804	4,828	4,202	8,341	3,874	2,226	1,914	1,500	1,121	0,977	47,831

515. Río Alegría

1940/2005
(hm³)

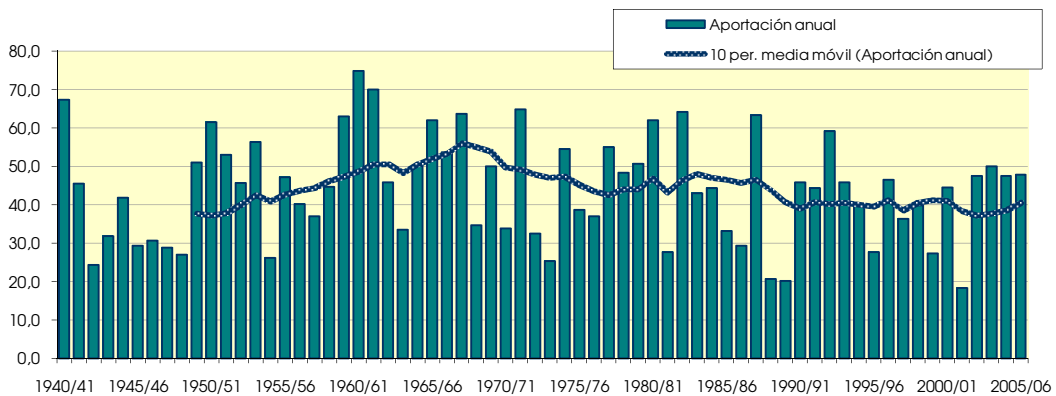
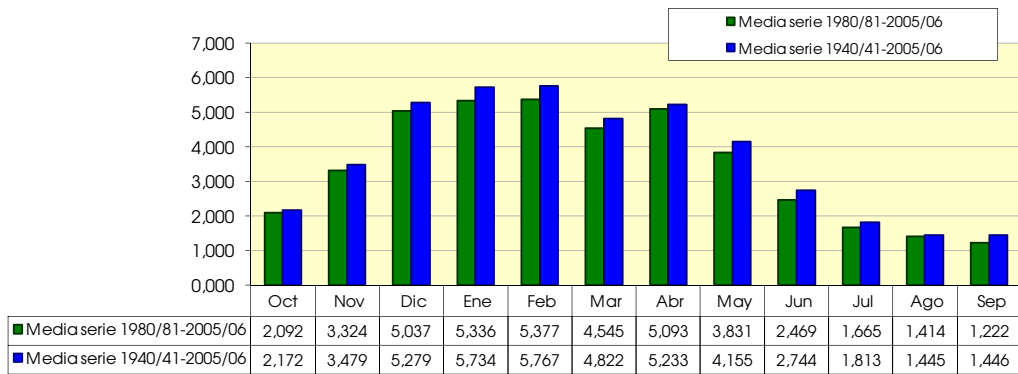
Serie completa

	Oct	Nov	Dic	Ene	Feb	Mar	Abr	May	Jun	Jul	Ago	Sep	Total
Máximo	13,749	12,985	26,105	14,574	12,757	9,599	13,331	9,730	6,939	3,891	5,423	5,443	74,926
Mínimo	0,591	0,832	0,937	0,967	0,875	0,630	1,490	1,471	1,226	0,954	0,703	0,605	18,367
Media	2,172	3,479	5,279	5,734	5,767	4,822	5,233	4,155	2,744	1,813	1,445	1,446	44,090
Percentil 1%	0,736	0,881	1,104	1,062	1,088	0,963	1,508	1,544	1,300	1,008	0,813	0,681	19,501
Percentil 5%	0,832	1,067	1,259	1,285	1,685	1,719	2,028	2,043	1,389	1,096	0,921	0,789	24,607
Percentil 10%	0,949	1,156	1,453	1,763	2,343	2,143	2,296	2,155	1,519	1,154	0,953	0,828	27,203
Percentil 25%	1,154	1,524	2,473	3,206	3,253	3,244	3,334	2,831	1,779	1,295	1,103	1,059	33,318
Percentil 50%	1,584	2,372	3,730	4,856	5,412	4,823	4,725	3,641	2,497	1,702	1,337	1,302	45,126
Desviación típica	1,936	2,640	4,308	3,394	2,916	2,059	2,645	1,859	1,255	0,630	0,628	0,692	13,531
Coef. variación	0,891	0,759	0,816	0,592	0,506	0,427	0,506	0,447	0,457	0,348	0,435	0,478	0,307

1980/2005
(hm³)

Serie para asignación y reserva

	Oct	Nov	Dic	Ene	Feb	Mar	Abr	May	Jun	Jul	Ago	Sep	Total
Máximo	13,749	8,150	14,071	12,339	9,499	8,999	13,331	9,730	6,939	3,554	5,423	2,594	64,187
Mínimo	0,591	0,908	1,194	0,967	0,875	0,630	1,490	1,583	1,226	0,954	0,703	0,605	18,367
Media	2,092	3,324	5,037	5,336	5,377	4,545	5,093	3,831	2,469	1,665	1,414	1,222	41,405
Percentil 1%	0,647	0,946	1,194	1,003	0,957	0,758	1,497	1,660	1,266	0,984	0,747	0,634	18,803
Percentil 5%	0,816	1,067	1,201	1,145	1,329	1,275	1,750	1,946	1,391	1,076	0,889	0,728	20,246
Percentil 10%	0,839	1,098	1,324	1,394	2,039	1,863	2,632	2,173	1,461	1,109	0,941	0,769	24,012
Percentil 25%	1,022	1,699	2,529	2,956	3,221	2,905	3,334	2,628	1,697	1,233	0,985	0,930	30,307
Percentil 50%	1,507	2,329	3,757	4,432	5,633	4,335	4,607	3,137	2,035	1,503	1,216	1,118	44,361
Desviación típica	2,516	2,162	3,640	3,330	2,771	2,229	2,741	1,885	1,219	0,603	0,886	0,470	13,063
Coef. variación	1,202	0,650	0,723	0,624	0,515	0,490	0,538	0,492	0,494	0,362	0,627	0,384	0,315



522. Río Zadorra aguas arriba de río Ayuda

(hm ³)	Oct	Nov	Dic	Ene	Feb	Mar	Abr	May	Jun	Jul	Ago	Sep	Total
1940/41	52,934	41,910	95,615	87,276	130,441	58,585	51,985	79,083	48,962	22,517	15,943	14,563	699,812
1941/42	15,146	23,415	23,454	130,972	52,846	34,411	82,195	29,578	16,727	9,657	9,961	10,906	439,270
1942/43	12,355	12,242	16,937	40,753	55,231	29,439	26,263	21,938	10,961	6,953	5,743	8,970	247,784
1943/44	10,428	54,799	55,143	26,899	100,364	48,227	43,901	27,724	15,866	8,587	6,890	7,130	405,958
1944/45	46,183	43,087	126,798	152,312	52,892	50,350	33,540	25,652	13,888	7,692	9,382	7,704	569,478
1945/46	10,586	13,057	50,314	28,645	25,514	24,019	60,366	73,009	24,556	12,112	8,932	7,600	338,711
1946/47	8,969	13,738	66,536	42,052	77,144	47,969	30,344	25,152	14,270	7,940	7,364	10,264	351,744
1947/48	13,059	22,290	75,517	122,488	43,483	31,407	33,453	37,298	16,813	8,633	7,296	10,003	421,741
1948/49	13,611	15,300	15,994	31,304	20,847	83,651	48,961	36,761	16,678	8,508	6,745	36,305	334,664
1949/50	21,259	76,184	101,454	64,284	86,169	60,302	104,940	57,205	25,823	13,269	10,388	9,147	630,426
1950/51	17,170	17,139	169,724	115,536	118,748	93,300	61,693	87,842	34,944	17,540	13,195	11,534	758,365
1951/52	20,684	30,108	51,783	162,685	124,924	88,735	100,936	42,003	22,114	13,708	11,018	9,799	678,496
1952/53	23,722	53,219	112,655	102,723	127,382	48,261	50,847	31,813	28,793	13,919	10,130	11,066	614,530
1953/54	43,333	28,010	33,861	148,273	165,988	96,573	68,541	69,697	31,292	16,584	12,976	12,263	727,392
1954/55	13,870	18,968	34,792	74,743	66,786	43,788	28,602	18,378	12,084	7,718	6,099	5,960	331,789
1955/56	23,434	17,743	41,967	70,252	37,058	69,234	131,899	66,183	30,619	16,379	13,074	12,430	530,273
1956/57	23,131	117,241	45,777	60,910	45,159	33,455	34,083	36,027	30,758	14,614	10,068	8,804	460,026
1957/58	10,027	22,701	35,551	61,633	40,911	81,578	91,958	38,953	27,980	14,429	10,669	9,472	445,862
1958/59	11,538	42,257	116,956	63,720	38,351	68,605	50,972	46,198	24,128	13,060	9,895	16,241	501,919
1959/60	57,816	76,941	198,521	128,519	75,358	69,339	46,027	28,600	17,265	9,994	8,467	9,542	726,389
1960/61	39,229	48,119	331,028	164,207	60,442	40,436	58,254	32,761	19,101	10,619	8,388	12,918	825,501
1961/62	31,264	143,859	57,748	81,255	125,527	87,689	82,377	60,518	34,078	17,155	12,549	11,020	745,040
1962/63	14,464	39,222	86,617	48,757	66,085	102,964	52,585	30,951	22,480	12,378	15,728	18,846	511,078
1963/64	18,365	30,757	41,691	30,029	51,763	59,296	70,704	30,501	15,767	8,675	7,037	6,634	371,220
1964/65	19,290	27,886	85,122	103,791	41,234	69,323	101,277	34,124	15,911	9,400	7,250	11,137	525,744
1965/66	21,005	57,823	145,825	44,903	66,729	60,157	38,816	53,046	44,587	19,459	10,409	7,796	570,555
1966/67	37,033	154,603	122,645	73,763	24,769	25,903	39,500	38,088	17,599	9,690	6,670	6,212	556,475
1967/68	9,082	72,612	144,935	151,144	66,494	59,167	55,158	50,001	24,712	11,845	9,479	7,338	661,966
1968/69	5,769	8,245	37,477	21,898	37,174	58,290	73,035	45,254	19,417	9,818	6,802	12,567	335,746
1969/70	8,186	8,232	177,826	81,930	110,844	76,959	38,853	42,813	20,593	12,185	8,203	8,598	595,222
1970/71	10,252	11,306	18,459	24,905	37,322	88,191	55,739	68,874	42,255	17,468	10,555	7,994	393,320
1971/72	6,070	99,920	59,650	139,074	114,289	53,237	75,758	91,782	33,606	15,441	11,012	11,425	711,263
1972/73	10,180	7,498	19,263	46,184	125,734	38,845	59,287	23,442	23,747	8,224	7,833	9,042	379,279
1973/74	5,047	4,642	33,222	19,392	95,538	81,061	38,258	20,839	11,301	9,499	7,155	7,398	333,351
1974/75	98,433	93,890	43,337	55,205	36,483	112,991	117,051	48,559	28,371	14,060	11,871	9,885	670,135
1975/76	11,653	91,356	50,012	43,057	94,180	44,718	83,498	30,293	17,465	11,640	10,195	9,962	498,028
1976/77	15,773	30,677	49,549	31,330	23,520	19,848	41,691	94,385	89,736	39,895	29,420	16,156	481,980
1977/78	13,304	21,965	31,083	151,846	122,928	81,773	123,806	63,408	29,918	17,088	11,302	10,670	679,090
1978/79	13,990	16,416	22,567	111,864	105,426	78,067	138,461	41,940	23,884	14,285	11,222	17,447	595,570
1979/80	23,333	100,009	69,267	69,588	25,703	88,964	49,749	78,767	37,579	19,224	12,221	9,175	583,580
1980/81	48,951	48,866	173,530	174,836	70,447	49,820	70,615	43,644	16,799	13,448	10,245	7,711	728,909
1981/82	10,610	7,737	62,334	61,314	68,407	73,055	19,683	13,074	10,016	8,392	7,524	5,132	347,280
1982/83	24,031	63,463	180,737	38,165	85,247	107,008	74,202	31,453	15,706	14,176	66,110	17,526	717,826
1983/84	9,497	8,371	27,100	79,506	104,406	53,109	38,269	82,754	34,060	13,328	10,495	11,807	472,703
1984/85	28,524	55,509	60,633	86,928	30,800	72,374	31,213	79,673	22,448	14,600	10,619	32,425	525,747
1985/86	5,671	21,007	11,326	102,460	87,795	41,446	74,082	30,356	17,142	9,234	7,139	9,967	417,625
1986/87	7,020	8,501	42,819	79,345	86,506	50,182	56,445	16,879	15,632	9,531	6,696	5,194	384,749
1987/88	11,597	68,173	32,699	78,387	85,779	108,527	131,610	50,874	38,172	37,439	18,051	15,090	676,398
1988/89	9,936	8,350	18,296	17,589	25,595	20,880	94,830	26,041	9,954	8,154	5,580	4,999	250,204
1989/90	3,451	13,002	6,006	12,163	9,006	6,051	97,778	26,104	11,652	5,677	3,967	3,440	198,295
1990/91	5,785	19,209	65,548	41,854	29,707	75,822	126,961	137,864	26,174	15,033	10,463	13,681	568,101
1991/92	15,815	90,216	21,128	16,116	11,711	78,242	85,921	39,531	55,605	23,831	11,893	9,873	459,883
1992/93	178,560	70,471	108,723	23,253	27,568	55,715	76,629	51,909	31,299	16,302	10,538	17,488	668,456
1993/94	36,619	27,548	138,948	82,844	55,484	30,539	85,545	29,441	17,490	10,650	8,379	8,126	531,614
1994/95	13,490	14,798	43,310	136,200	67,260	86,934	29,060	20,835	11,751	9,993	6,185	5,543	445,359
1995/96	7,801	11,998	25,728	30,342	104,647	41,613	37,359	22,430	13,824	8,336	6,987	7,977	319,042
1996/97	13,470	93,651	114,259	124,697	46,504	30,728	22,417	32,046	21,047	16,076	12,062	9,607	536,565
1997/98	10,273	36,706	72,416	45,169	37,144	41,349	64,596	39,540	20,392	10,989	8,463	10,670	397,706
1998/99	33,948	61,227	41,591	61,296	103,549	74,961	50,592	36,505	19,278	11,963	9,154	8,922	512,985
1999/00	9,953	32,585	59,780	30,152	32,550	32,186	56,290	29,468	16,614	9,055	7,094	6,244	321,970
2000/01	24,959	59,159	42,962	118,920	45,088	69,802	49,830	26,846	14,473	9,226	7,350	6,557	475,172
2001/02	7,562	31,605	16,721	16,354	37,372	24,266	20,591	33,257	15,674	8,229	7,265	6,164	225,061
2002/03	10,650	29,299	128,677	142,760	113,670	50,596	39,656	40,766	18,813	10,026	7,834	7,247	599,993
2003/04	16,666	26,573	63,654	129,730	87,704	88,877	67,844	35,613	18,787	10,443	8,504	11,145	565,542
2004/05	14,280	33,199	78,982	76,949	94,282	54,519	89,092	48,231	23,387	12,268	9,414	8,421	543,024
2005/06	14,950	68,378	93,285	58,617	47,900	87,473	43,945	25,424	16,939	10,127	7,725	7,040	481,804

522. Río Zadorra aguas arriba de río Ayuda

1940/2005
(hm³)

Serie completa

	Oct	Nov	Dic	Ene	Feb	Mar	Abr	May	Jun	Jul	Ago	Sep	Total
Máximo	178,560	154,603	331,028	174,836	165,988	112,991	138,461	137,864	89,736	39,895	66,110	36,305	825,501
Mínimo	3,451	4,642	6,006	12,163	9,006	6,051	19,683	13,074	9,954	5,677	3,967	3,440	198,295
Media	21,743	42,712	73,150	76,910	68,393	60,533	63,794	44,091	23,784	13,006	10,534	10,605	509,254

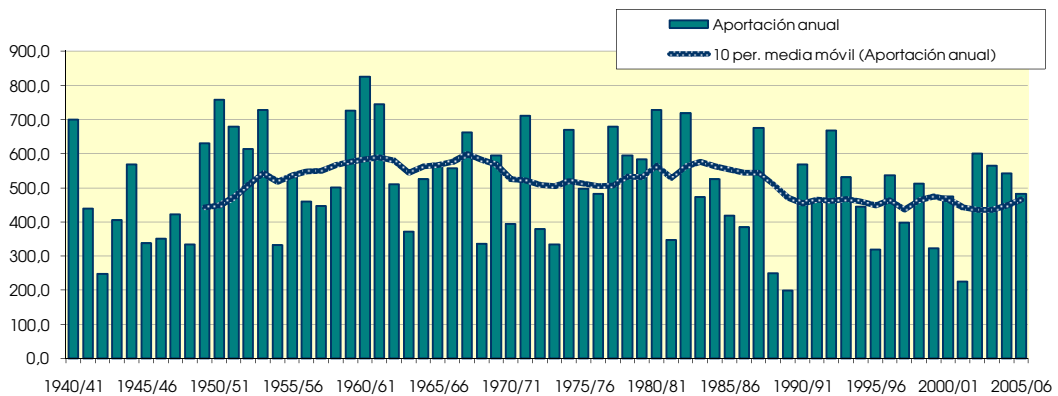
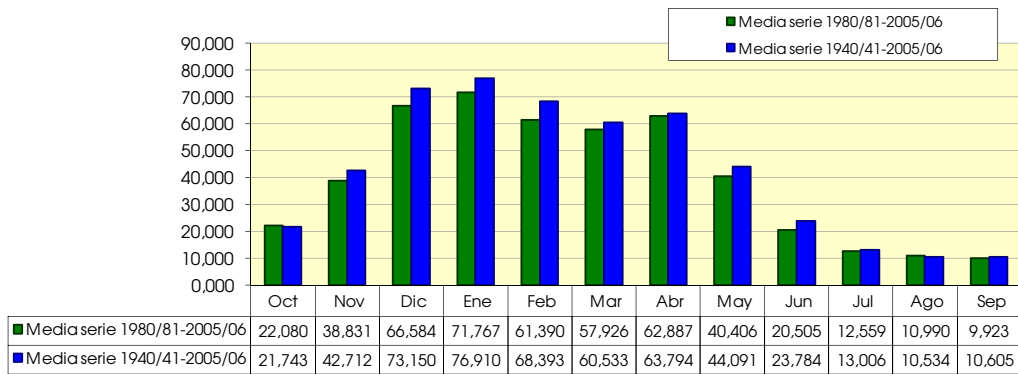
Percentil 1%	4,489	6,498	9,464	14,732	10,764	15,019	20,273	15,547	9,995	6,506	5,015	4,453	215,693
Percentil 5%	5,773	8,235	16,775	18,040	23,832	24,081	26,848	20,836	11,389	7,773	6,121	5,281	267,413
Percentil 10%	7,291	8,436	18,861	24,079	25,649	29,989	30,779	22,936	12,954	8,226	6,720	6,188	332,570
Percentil 25%	10,198	16,597	34,094	41,028	37,335	41,488	39,539	29,448	16,087	9,276	7,273	7,626	394,417
Percentil 50%	13,930	30,717	56,446	69,920	66,290	58,876	56,367	37,029	19,904	11,904	9,398	9,575	512,032
Desviación típica	25,126	34,110	57,684	45,179	36,123	24,809	29,881	22,973	12,685	5,935	7,818	5,398	148,255
Coef. variación	1,156	0,799	0,789	0,587	0,528	0,410	0,468	0,521	0,533	0,456	0,742	0,509	0,291

1980/2005
(hm³)

Serie para asignación y reserva

	Oct	Nov	Dic	Ene	Feb	Mar	Abr	May	Jun	Jul	Ago	Sep	Total
Máximo	178,560	93,651	180,737	174,836	113,670	108,527	131,610	137,864	55,605	37,439	66,110	32,425	728,909
Mínimo	3,451	7,737	6,006	12,163	9,006	6,051	19,683	13,074	9,954	5,677	3,967	3,440	198,295
Media	22,080	38,831	66,584	71,767	61,390	57,926	62,887	40,406	20,505	12,559	10,990	9,923	475,847

Percentil 1%	4,006	7,890	7,336	13,151	9,682	9,759	19,910	14,025	9,970	6,296	4,370	3,829	204,986
Percentil 5%	5,700	8,355	12,674	16,176	15,182	21,726	21,047	17,868	10,425	8,172	5,731	5,032	231,346
Percentil 10%	6,403	8,436	17,509	16,972	26,581	27,403	25,739	21,632	11,701	8,282	6,441	5,163	284,623
Percentil 25%	9,607	15,901	28,500	32,297	33,699	41,373	38,616	26,290	15,642	9,228	7,170	6,322	387,988
Percentil 50%	12,533	32,095	60,207	69,131	61,372	53,814	60,520	32,652	17,316	10,547	8,421	8,274	478,488
Desviación típica	33,722	26,221	48,535	45,282	31,586	26,551	30,548	25,733	9,971	6,264	11,563	5,893	144,461
Coef. variación	1,527	0,675	0,729	0,631	0,515	0,458	0,486	0,637	0,486	0,499	1,052	0,594	0,304



533. Río Bayas abajo de río Vadillo

(hm ²)	Oct	Nov	Dic	Ene	Feb	Mar	Abr	May	Jun	Jul	Ago	Sep	Total
1940/41	9,668	7,905	16,294	17,126	20,399	9,396	10,908	16,110	6,396	2,220	2,214	1,124	119,760
1941/42	2,196	4,068	3,366	15,038	7,625	5,767	16,178	4,414	2,285	1,100	1,545	0,832	64,412
1942/43	1,785	2,151	3,191	6,997	8,280	4,960	5,535	3,576	1,693	0,913	0,967	0,693	40,741
1943/44	1,461	12,299	11,460	4,680	21,268	9,327	10,801	4,699	2,348	1,065	1,150	0,636	81,195
1944/45	9,800	9,867	25,964	31,680	10,315	9,952	7,560	4,817	2,102	0,990	1,608	0,700	115,357
1945/46	1,901	2,849	13,624	5,922	5,636	5,054	17,196	13,172	3,372	1,413	1,444	0,679	72,263
1946/47	1,467	2,953	23,924	10,516	17,533	9,932	6,514	4,990	2,046	0,911	1,190	0,871	82,845
1947/48	2,449	6,469	21,482	30,806	8,461	5,971	9,532	7,725	2,446	1,083	1,212	0,974	98,609
1948/49	2,595	3,906	4,045	10,132	4,999	20,344	12,350	6,681	2,650	1,172	1,191	2,022	72,086
1949/50	2,805	14,005	18,634	13,278	17,496	8,969	23,259	9,142	3,639	1,609	1,702	0,821	115,359
1950/51	2,831	3,384	43,275	22,632	21,165	14,623	11,552	15,780	4,975	2,047	2,085	1,014	145,363
1951/52	3,485	6,123	10,151	28,985	29,711	16,574	22,010	6,772	3,228	1,687	1,718	0,846	131,290
1952/53	2,556	13,149	20,744	23,222	23,952	9,050	12,153	5,883	6,759	1,723	1,649	1,027	121,866
1953/54	11,385	5,233	12,534	37,224	33,011	17,218	20,780	19,973	4,529	2,050	2,141	1,087	167,164
1954/55	2,130	3,862	8,759	18,251	12,808	7,096	5,608	3,035	1,754	0,890	0,935	0,552	65,681
1955/56	4,108	2,978	8,362	19,988	4,841	12,949	32,921	13,790	4,548	2,162	2,341	1,110	110,098
1956/57	11,132	45,156	7,397	10,893	9,084	6,115	6,794	6,780	4,735	1,554	1,486	0,739	111,863
1957/58	1,487	6,417	10,083	21,684	9,101	13,516	16,900	6,067	4,025	1,613	1,600	0,785	93,278
1958/59	1,830	15,751	30,019	18,215	6,459	11,825	10,882	8,016	3,315	1,573	1,531	1,023	110,439
1959/60	8,222	20,086	37,229	17,977	11,718	11,443	9,656	4,544	2,555	1,212	1,329	0,755	126,727
1960/61	7,356	11,645	68,891	36,385	11,770	7,039	15,068	5,790	4,023	1,318	1,351	0,856	171,493
1961/62	5,790	36,132	9,550	19,886	32,824	17,037	24,824	14,217	4,054	1,861	1,895	0,924	168,994
1962/63	2,283	10,151	18,563	9,392	12,528	24,362	11,254	5,341	3,154	1,479	3,279	2,354	104,141
1963/64	2,936	10,584	9,101	5,400	11,537	14,486	17,997	4,556	2,207	1,032	1,121	0,574	81,532
1964/65	5,008	8,121	21,994	24,759	8,981	17,323	35,132	6,637	2,961	1,327	1,412	1,098	134,754
1965/66	3,569	14,795	30,190	9,119	14,834	12,305	11,619	10,614	6,052	2,093	1,967	0,945	118,101
1966/67	8,176	36,844	29,029	15,228	8,183	8,504	10,291	7,634	2,888	1,322	1,371	0,712	130,182
1967/68	2,088	16,739	34,075	27,960	14,259	13,367	14,473	9,228	4,160	1,740	1,872	0,933	140,893
1968/69	1,789	3,352	12,940	4,823	8,020	10,583	16,352	8,193	3,185	1,381	1,415	1,066	73,100
1969/70	1,873	3,035	42,646	18,129	24,411	13,133	13,592	6,968	3,351	1,533	1,891	0,841	131,402
1970/71	2,012	3,091	4,434	5,008	5,223	13,692	11,325	12,647	4,218	1,794	1,783	0,826	66,052
1971/72	1,657	20,234	9,450	25,297	19,055	9,720	18,648	11,826	5,440	2,109	2,231	1,312	126,980
1972/73	2,479	3,080	3,489	9,952	21,292	7,972	10,307	4,740	2,715	1,228	1,356	0,757	69,368
1973/74	1,479	2,007	5,352	3,543	13,107	13,887	8,247	4,258	1,984	0,926	0,984	0,508	56,282
1974/75	13,819	12,350	7,488	9,659	5,490	20,675	18,548	8,804	3,888	1,619	1,637	0,836	104,814
1975/76	2,012	18,635	6,751	10,221	9,083	8,243	22,141	4,993	2,529	1,140	1,385	0,695	87,827
1976/77	1,322	5,655	4,862	5,167	2,811	2,033	15,451	24,697	31,950	8,275	4,019	1,071	107,315
1977/78	0,882	3,554	8,276	25,211	33,519	9,520	14,703	12,728	2,292	1,078	0,658	0,510	112,930
1978/79	2,438	0,889	5,704	16,764	21,686	5,815	26,637	4,278	2,217	0,529	0,754	2,496	90,209
1979/80	1,185	24,391	13,208	15,498	2,334	12,703	11,204	12,005	4,461	1,464	0,176	0,601	99,228
1980/81	4,526	5,826	41,478	35,358	7,865	5,139	20,348	4,256	0,484	1,490	1,544	0,153	128,467
1981/82	1,158	0,869	8,241	21,019	9,860	12,917	1,707	3,379	1,799	0,256	0,263	0,374	61,844
1982/83	5,809	9,409	27,612	4,086	15,671	12,245	9,184	2,342	0,702	0,755	20,345	3,527	111,687
1983/84	2,726	2,868	5,770	28,718	16,033	12,514	6,844	13,689	6,190	1,720	1,500	1,598	100,170
1984/85	3,390	12,703	14,361	18,535	5,876	14,355	4,182	15,451	2,900	2,373	1,152	1,161	96,438
1985/86	1,370	3,955	2,005	17,913	14,493	8,729	14,387	4,601	1,888	0,094	0,098	0,286	69,818
1986/87	0,154	1,705	5,134	17,973	22,827	6,271	10,793	1,526	3,670	0,132	0,095	0,098	70,379
1987/88	0,315	18,209	13,105	15,077	8,956	24,621	22,070	5,673	4,584	7,828	1,667	0,262	122,366
1988/89	1,971	0,144	2,470	2,551	1,403	2,785	13,459	3,292	1,866	0,840	0,888	0,048	31,717
1989/90	0,050	8,369	5,555	16,985	4,887	5,288	103,082	11,089	5,947	2,192	2,384	2,989	168,817
1990/91	0,264	2,047	10,066	5,829	4,251	11,299	15,515	31,060	1,991	0,376	0,267	0,187	83,154
1991/92	1,811	15,296	1,494	1,677	0,996	8,874	19,908	4,481	4,156	2,373	0,412	0,659	62,136
1992/93	36,205	13,106	17,968	1,673	0,845	12,296	8,950	5,520	1,749	1,231	0,460	1,529	101,533
1993/94	5,677	2,752	26,572	12,780	5,364	3,487	17,171	2,387	0,829	0,283	0,148	0,210	77,660
1994/95	1,227	2,195	3,388	28,277	5,756	15,972	3,199	1,826	0,400	0,646	0,194	0,202	63,281
1995/96	0,206	1,185	2,929	3,864	13,608	11,295	3,573	1,837	0,420	0,219	0,140	0,531	39,807
1996/97	5,497	16,127	23,505	13,997	2,643	1,046	0,617	1,235	4,560	4,219	0,746	0,308	74,499
1997/98	0,317	2,988	12,317	6,601	3,675	7,309	8,939	7,597	1,211	0,262	0,139	0,656	52,013
1998/99	16,964	9,896	10,389	14,195	20,698	9,339	4,284	3,605	0,697	0,265	0,186	0,143	90,663
1999/00	0,180	6,321	11,019	3,915	6,797	3,528	8,876	1,859	0,547	0,256	0,184	0,193	43,675
2000/01	1,289	5,770	3,450	13,185	7,764	8,138	5,687	2,720	0,432	0,233	0,145	0,149	48,962
2001/02	0,151	7,961	1,100	4,531	8,779	4,775	3,798	6,816	0,640	0,124	0,632	0,226	39,531
2002/03	0,783	3,279	25,591	12,494	29,014	3,865	2,346	7,190	0,425	0,293	0,150	0,205	85,636
2003/04	0,650	3,410	12,384	22,824	4,108	14,237	10,445	4,333	0,565	0,277	0,191	0,535	73,959
2004/05	0,308	11,271	17,378	10,731	21,957	17,225	15,098	9,129	0,708	0,277	0,146	0,519	104,747
2005/06	0,741	8,796	17,931	13,483	4,301	18,813	2,304	1,768	0,420	0,271	0,141	0,099	69,069

533. Río Bayas aguas abajo de río Vadillo

1940/2005
(hm³)

Serie completa

	Oct	Nov	Dic	Ene	Feb	Mar	Abr	May	Jun	Jul	Ago	Sep	Total
Máximo	36,205	45,156	68,891	37,224	33,519	24,621	103,082	31,060	31,950	8,275	20,345	3,527	171,493
Mínimo	0,050	0,144	1,100	1,673	0,845	1,046	0,617	1,235	0,400	0,094	0,095	0,048	31,717
Media	3,776	9,248	15,148	15,317	12,322	10,740	14,146	7,648	3,286	1,417	1,482	0,834	95,364

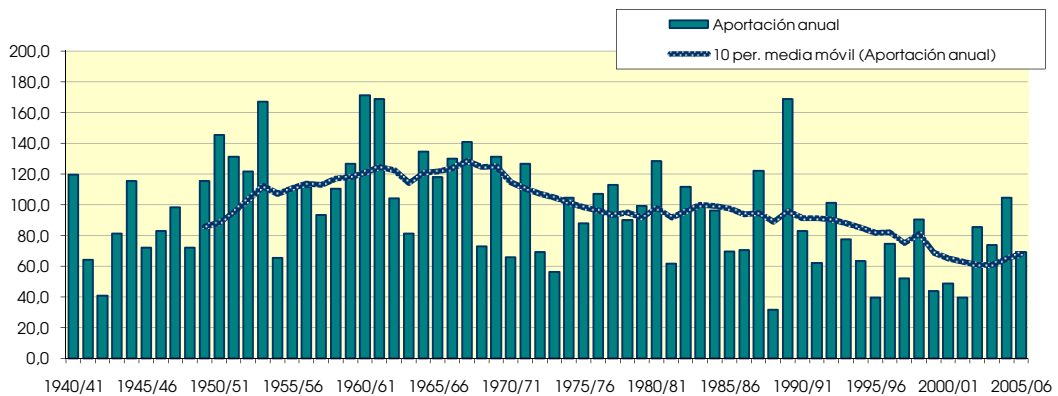
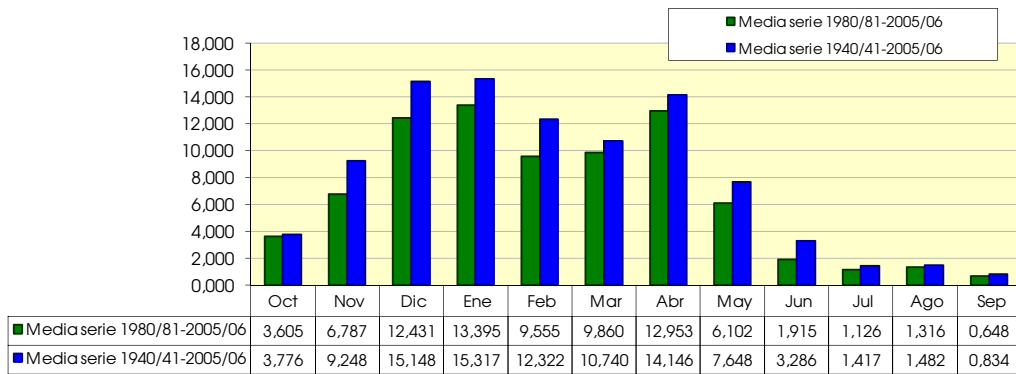
Percentil 1%	0,116	0,615	1,356	1,676	0,943	1,688	1,326	1,424	0,413	0,113	0,097	0,081	36,796
Percentil 5%	0,187	1,315	2,585	3,623	2,411	3,497	2,559	1,829	0,427	0,223	0,140	0,144	41,475
Percentil 10%	0,311	2,099	3,377	4,309	3,892	4,867	3,990	2,364	0,556	0,259	0,147	0,190	54,147
Percentil 25%	1,298	3,083	5,721	7,528	5,666	7,053	8,404	4,292	1,765	0,673	0,424	0,508	69,959
Percentil 50%	2,050	6,369	11,240	14,617	9,092	9,942	11,438	5,975	2,682	1,230	1,340	0,747	94,858
Desviación típica	5,331	8,772	12,677	9,181	8,425	5,159	13,215	5,548	3,957	1,399	2,494	0,655	33,659
Coef. variación	1,412	0,949	0,837	0,599	0,684	0,480	0,934	0,725	1,204	0,988	1,683	0,785	0,353

1980/2005
(hm³)

Serie para asignación y reserva

	Oct	Nov	Dic	Ene	Feb	Mar	Abr	May	Jun	Jul	Ago	Sep	Total
Máximo	36,205	18,209	41,478	35,358	29,014	24,621	103,082	31,060	6,190	7,828	20,345	3,527	168,817
Mínimo	0,050	0,144	1,100	1,673	0,845	1,046	0,617	1,235	0,400	0,094	0,095	0,048	31,717
Media	3,605	6,787	12,431	13,395	9,555	9,860	12,953	6,102	1,915	1,126	1,316	0,648	79,693

Percentil 1%	0,075	0,326	1,198	1,674	0,883	1,481	0,889	1,308	0,405	0,102	0,096	0,061	33,670
Percentil 5%	0,152	0,948	1,622	1,896	1,097	2,961	1,856	1,586	0,420	0,126	0,108	0,098	39,600
Percentil 10%	0,167	1,445	2,237	3,208	2,023	3,508	2,325	1,797	0,422	0,176	0,139	0,121	41,741
Percentil 25%	0,310	2,781	3,871	4,856	4,264	5,176	3,894	2,353	0,552	0,258	0,147	0,189	61,917
Percentil 50%	1,193	5,798	10,704	13,334	7,280	9,106	8,945	4,295	1,020	0,288	0,228	0,274	74,229
Desviación típica	7,515	5,175	10,085	8,989	7,532	5,655	19,420	6,314	1,816	1,691	3,929	0,875	31,565
Coef. variación	2,084	0,763	0,811	0,671	0,788	0,574	1,499	1,035	0,948	1,501	2,985	1,350	0,396



534. Río Bayas bajo

(hm ²)	Oct	Nov	Dic	Ene	Feb	Mar	Abr	May	Jun	Jul	Ago	Sep	Total
1940/41	18,883	16,791	33,644	39,665	44,731	23,013	26,591	41,261	15,360	5,582	5,173	2,411	273,104
1941/42	4,508	9,277	7,264	29,954	16,228	12,043	37,358	10,288	5,104	2,422	3,685	1,794	139,925
1942/43	3,827	4,571	7,164	14,305	15,763	9,945	10,960	6,274	3,078	1,558	1,675	1,243	80,362
1943/44	2,491	17,600	19,764	8,898	40,251	17,290	19,449	9,447	4,775	2,111	2,161	1,188	145,424
1944/45	14,694	16,333	43,446	69,674	20,278	19,116	14,766	9,007	4,084	1,860	2,839	1,252	217,348
1945/46	3,420	5,328	24,260	10,842	9,494	9,439	34,598	26,436	7,357	2,974	2,845	1,293	138,286
1946/47	2,629	4,851	49,001	19,935	36,926	22,744	14,859	11,271	4,610	1,976	2,217	1,605	172,623
1947/48	4,327	10,480	33,520	60,430	16,816	12,121	19,082	15,232	5,029	2,132	2,232	1,487	182,887
1948/49	3,820	5,851	6,154	14,008	7,724	36,571	21,715	10,977	4,694	2,047	2,037	5,098	120,694
1949/50	5,737	21,852	30,359	22,670	32,470	18,702	43,324	18,427	7,589	3,255	3,260	1,518	209,160
1950/51	4,605	5,792	67,058	40,816	38,804	33,656	24,352	31,419	10,591	4,278	4,103	1,916	267,389
1951/52	6,114	10,202	17,240	48,503	46,524	35,912	45,420	15,040	6,806	3,561	3,439	1,615	240,377
1952/53	5,417	21,281	35,967	46,176	48,566	18,652	24,527	11,627	11,902	3,541	3,265	1,861	232,782
1953/54	18,417	10,094	19,887	75,931	64,918	36,065	40,340	35,208	9,723	4,195	4,140	1,979	320,897
1954/55	3,777	6,517	12,096	30,285	26,862	15,356	12,063	6,342	3,700	1,842	1,920	1,040	121,800
1955/56	7,328	6,179	18,501	37,197	13,926	30,076	65,432	31,274	10,470	4,613	4,702	2,203	231,902
1956/57	15,647	75,335	16,493	21,015	16,697	12,400	13,365	12,459	10,528	3,553	3,257	1,521	202,270
1957/58	2,910	13,760	16,433	35,916	19,722	29,494	39,405	13,912	8,860	3,619	3,411	1,602	189,043
1958/59	3,428	24,832	50,494	30,540	13,134	26,649	22,121	17,542	7,237	3,339	3,208	2,199	204,724
1959/60	18,754	44,544	95,040	51,366	32,074	29,804	22,834	10,640	5,507	2,537	2,680	1,463	317,242
1960/61	15,067	22,378	129,590	75,223	24,405	14,873	28,033	12,253	7,077	2,655	2,660	1,644	335,859
1961/62	11,480	82,578	23,614	42,965	70,709	41,533	48,246	29,568	9,490	4,150	4,024	1,891	370,249
1962/63	4,217	16,102	33,226	20,244	24,166	47,168	22,542	10,722	6,222	2,913	5,252	4,547	197,320
1963/64	5,379	18,352	16,963	10,347	22,867	28,004	37,648	10,455	4,820	2,153	2,220	1,094	160,301
1964/65	8,245	13,620	41,206	48,431	21,519	35,135	63,674	14,544	6,381	2,742	2,747	2,003	260,246
1965/66	7,350	28,148	57,842	23,160	40,433	27,876	26,350	24,580	13,768	4,810	4,371	1,997	260,683
1966/67	17,349	75,371	50,828	33,049	17,958	17,577	19,569	18,402	6,564	2,903	2,853	1,413	263,838
1967/68	4,370	38,119	69,752	50,032	34,680	31,048	33,614	21,265	9,397	3,913	3,961	1,868	302,019
1968/69	3,524	5,845	20,337	9,374	14,503	22,194	35,224	18,725	7,686	3,190	3,043	2,415	146,059
1969/70	3,980	5,858	81,097	44,223	45,297	27,499	24,791	13,571	7,322	3,135	3,733	1,631	262,139
1970/71	4,031	5,718	9,633	11,233	10,169	28,357	27,776	34,579	11,718	4,680	4,396	1,908	154,200
1971/72	3,510	42,836	20,660	52,884	48,500	24,811	37,075	28,368	12,801	4,889	4,928	2,966	284,228
1972/73	5,624	6,696	8,408	22,339	42,340	17,600	22,096	11,173	5,857	2,633	3,275	1,554	149,596
1973/74	2,967	3,833	8,406	6,752	28,075	31,796	21,346	9,888	4,608	2,044	2,065	1,007	122,787
1974/75	25,116	24,083	15,183	20,351	12,101	43,950	41,240	22,525	9,369	3,816	3,635	1,792	223,162
1975/76	4,090	39,476	17,833	24,989	20,060	17,657	48,244	11,769	5,631	2,546	3,298	1,589	197,182
1976/77	2,600	11,800	11,300	12,600	6,100	4,400	32,500	55,700	71,400	16,800	9,500	2,400	237,100
1977/78	1,900	6,300	16,500	61,100	74,400	21,000	35,100	28,600	5,500	2,600	1,500	1,100	255,600
1978/79	4,800	2,000	13,100	40,100	53,800	16,200	54,300	10,400	5,100	1,200	1,600	4,900	207,500
1979/80	2,500	48,800	27,100	35,300	5,400	29,000	24,500	24,500	10,900	3,500	0,400	1,300	213,200
1980/81	6,600	12,600	76,600	71,000	17,300	10,600	45,980	9,900	1,100	3,197	3,167	0,300	258,345
1981/82	2,100	1,600	16,100	38,600	17,800	23,800	3,600	6,774	3,590	0,500	0,500	0,700	115,664
1982/83	9,100	19,000	53,700	9,700	32,400	25,900	20,200	5,400	1,600	1,600	53,500	8,300	240,400
1983/84	6,100	6,000	11,300	51,900	35,400	30,500	14,800	32,300	15,000	4,100	3,300	3,000	213,700
1984/85	7,500	32,300	28,400	43,200	13,800	30,500	11,100	34,100	7,000	5,800	2,600	2,500	218,800
1985/86	2,806	7,900	4,000	34,800	30,800	19,100	29,400	10,700	4,200	0,200	0,200	0,600	144,706
1986/87	0,300	3,200	8,900	42,200	52,100	14,800	26,200	3,600	8,000	0,300	0,200	0,200	160,000
1987/88	0,900	36,800	32,500	37,100	21,900	52,800	64,700	14,700	12,000	19,400	4,100	0,600	297,500
1988/89	4,287	0,300	4,300	4,667	2,600	5,350	37,300	7,600	4,306	1,874	1,876	0,100	74,560
1989/90	0,100	17,200	13,200	37,800	10,600	11,300	200,500	31,400	15,500	5,400	5,500	6,400	354,900
1990/91	0,500	4,100	22,600	12,600	10,100	27,600	37,100	60,900	5,000	0,900	0,600	0,400	182,400
1991/92	3,800	32,300	3,600	3,800	2,200	20,000	47,700	11,700	11,700	6,200	1,000	1,500	145,500
1992/93	67,200	26,600	37,000	3,800	2,200	31,100	20,500	14,900	4,200	2,800	1,000	3,400	214,700
1993/94	12,200	5,800	49,400	29,100	11,600	7,800	30,000	5,200	1,800	0,600	0,300	0,400	154,200
1994/95	2,800	4,800	7,400	54,900	13,600	36,000	7,600	4,200	0,900	1,400	0,400	0,400	134,400
1995/96	0,400	2,600	8,900	11,300	31,400	29,100	8,700	4,600	1,000	0,500	0,300	1,100	99,900
1996/97	11,400	30,800	53,000	34,600	6,500	2,500	1,400	3,100	10,700	9,400	1,800	0,700	165,900
1997/98	0,700	6,600	32,200	16,300	8,800	17,500	19,200	18,400	2,900	0,600	0,300	1,400	124,900
1998/99	32,400	19,200	22,900	30,700	45,400	20,900	9,900	9,000	1,600	0,600	0,400	0,300	193,300
1999/00	0,400	16,900	29,900	9,700	14,700	7,800	21,400	4,700	1,400	0,600	0,400	0,400	108,300
2000/01	2,500	16,500	8,500	31,300	18,800	22,400	13,500	6,700	1,000	0,500	0,300	0,300	122,300
2001/02	0,300	17,300	2,400	9,900	15,900	10,400	8,400	15,100	1,600	0,300	1,400	0,500	83,500
2002/03	2,000	6,600	45,000	26,200	60,700	9,200	5,200	14,300	0,900	0,600	0,300	0,400	171,400
2003/04	1,500	8,100	23,900	45,900	10,700	32,436	24,900	10,500	1,300	0,600	0,400	1,100	161,336
2004/05	0,600	23,200	34,400	23,900	50,700	39,600	31,100	19,700	1,600	0,600	0,300	1,000	226,700
2005/06	1,800	20,200	36,100	29,800	9,900	40,200	5,400	4,100	1,000	0,600	0,300	0,200	149,600

534. Río Bayas bajo

1940/2005
(hm³)

Serie completa

	Oct	Nov	Dic	Ene	Feb	Mar	Abr	May	Jun	Jul	Ago	Sep	Total
Máximo	67,200	82,578	129,590	75,931	74,400	52,800	200,500	60,900	71,400	19,400	53,500	8,300	370,249
Mínimo	0,100	0,300	2,400	3,800	2,200	2,500	1,400	3,100	0,900	0,200	0,200	0,100	74,560
Media	7,108	18,301	29,433	31,782	26,171	23,574	30,033	16,958	7,417	3,143	3,275	1,720	198,915

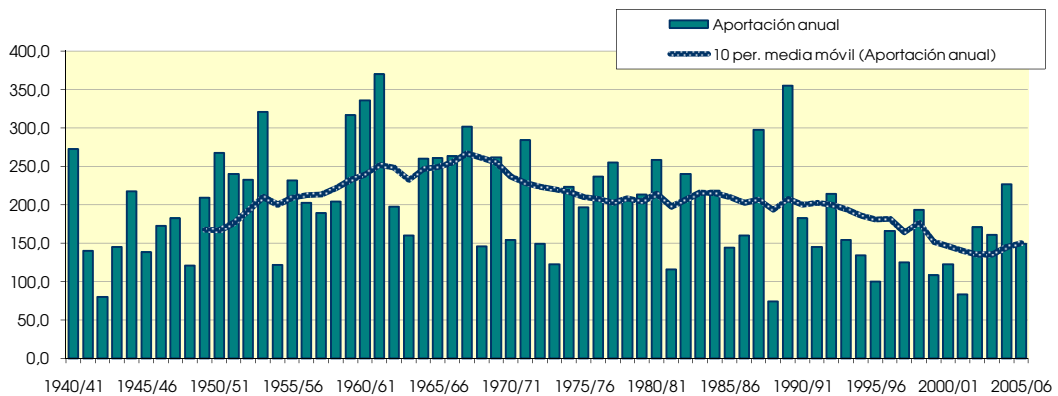
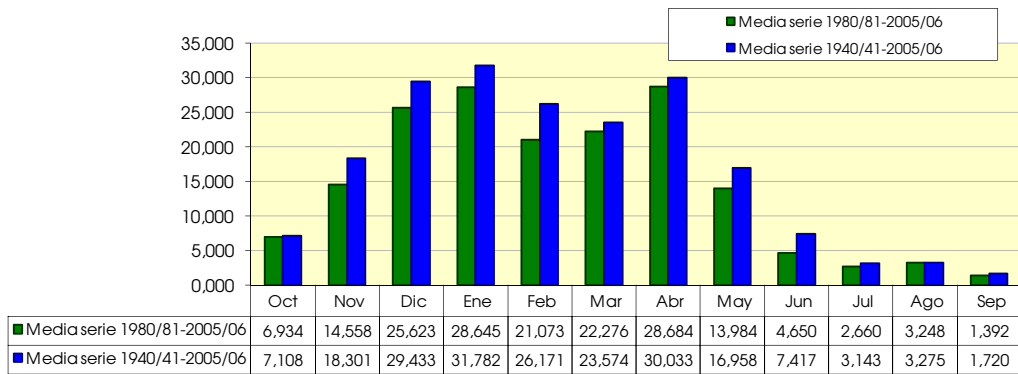
Percentil 1%	0,230	1,145	3,180	3,800	2,200	3,735	2,830	3,425	0,900	0,265	0,200	0,165	78,331
Percentil 5%	0,400	2,750	4,764	7,288	5,575	7,800	5,950	4,300	1,000	0,500	0,300	0,300	102,000
Percentil 10%	0,650	4,335	7,332	9,700	8,262	9,692	9,300	5,300	1,350	0,600	0,300	0,400	121,247
Percentil 25%	2,525	5,894	12,347	14,803	13,251	15,567	19,111	9,891	3,796	1,439	1,000	1,002	145,640
Percentil 50%	4,061	13,690	22,750	30,620	20,169	22,879	24,846	13,015	5,744	2,644	2,670	1,509	197,251
Desviación típica	9,800	17,509	23,997	18,458	17,605	11,010	25,934	11,873	8,921	3,193	6,516	1,448	68,841
Coef. variación	1,379	0,957	0,815	0,581	0,673	0,467	0,863	0,700	1,203	1,016	1,990	0,842	0,346

1980/2005
(hm³)

Serie para asignación y reserva

	Oct	Nov	Dic	Ene	Feb	Mar	Abr	May	Jun	Jul	Ago	Sep	Total
Máximo	67,200	36,800	76,600	71,000	60,700	52,800	200,500	60,900	15,500	19,400	53,500	8,300	354,900
Mínimo	0,100	0,300	2,400	3,800	2,200	2,500	1,400	3,100	0,900	0,200	0,200	0,100	74,560
Media	6,934	14,558	25,623	28,645	21,073	22,276	28,684	13,984	4,650	2,660	3,248	1,392	173,727

Percentil 1%	0,150	0,625	2,700	3,800	2,200	3,213	1,950	3,225	0,900	0,225	0,200	0,125	76,795
Percentil 5%	0,300	1,850	3,700	4,017	2,300	5,963	4,000	3,725	0,925	0,300	0,225	0,200	87,600
Percentil 10%	0,350	2,900	4,150	7,184	4,550	7,800	5,300	4,150	1,000	0,400	0,300	0,250	104,100
Percentil 25%	0,625	5,850	8,900	11,625	10,225	10,775	9,000	5,250	1,325	0,600	0,300	0,400	127,275
Percentil 50%	2,300	14,550	23,400	30,250	15,300	21,650	20,350	10,200	2,350	0,600	0,450	0,600	160,668
Desviación típica	13,979	10,805	19,090	17,522	16,387	12,505	38,337	13,053	4,624	4,145	10,345	1,970	66,026
Coef. variación	2,016	0,742	0,745	0,612	0,778	0,561	1,337	0,933	0,994	1,558	3,185	1,415	0,380



561. Embalse de Urrúnaga

(hm ²)	Oct	Nov	Dic	Ene	Feb	Mar	Abr	May	Jun	Jul	Ago	Sep	Total
1940/41	13,971	9,966	20,675	19,370	25,519	12,100	11,157	14,666	6,374	1,850	1,565	1,699	138,912
1941/42	2,702	3,944	3,167	22,894	10,755	7,200	17,834	5,503	2,420	0,807	0,934	1,247	79,407
1942/43	2,209	2,121	2,516	8,514	11,698	7,594	6,574	5,324	2,133	0,825	0,772	1,404	51,685
1943/44	2,491	20,558	17,317	7,386	29,899	13,400	12,682	6,778	2,945	0,970	0,891	1,051	116,368
1944/45	16,371	14,438	42,437	43,855	14,094	14,095	9,046	6,036	2,516	0,818	1,578	1,176	166,462
1945/46	2,682	2,834	16,021	7,781	8,284	6,969	16,777	15,972	4,396	1,385	1,210	1,135	85,444
1946/47	2,052	3,545	7,948	8,666	16,270	9,803	6,746	4,425	2,057	0,675	1,070	1,649	64,906
1947/48	3,576	7,886	26,816	32,493	12,192	8,676	9,023	8,676	3,081	0,977	0,997	2,311	116,705
1948/49	4,174	4,563	4,208	11,157	6,938	26,426	14,652	11,334	3,787	1,214	1,061	6,663	96,177
1949/50	5,216	26,557	33,487	17,024	23,485	15,606	29,895	12,643	4,466	1,411	1,281	1,199	172,270
1950/51	4,459	4,049	54,538	30,382	29,861	23,026	14,862	21,702	5,895	1,835	1,657	1,565	193,832
1951/52	5,745	9,081	16,237	48,943	30,344	21,834	27,767	9,469	3,832	1,359	1,206	1,228	177,044
1952/53	5,817	17,300	36,105	31,128	44,217	12,435	13,646	7,879	6,849	1,562	1,274	1,675	179,888
1953/54	12,064	7,353	8,783	53,206	40,420	23,065	18,005	19,620	5,699	1,865	1,788	1,867	193,736
1954/55	3,050	4,479	12,541	23,147	18,450	12,068	7,300	4,223	2,039	0,729	0,622	0,830	89,478
1955/56	5,936	4,317	10,186	18,827	11,533	15,824	35,276	13,571	5,343	1,717	1,574	1,693	125,798
1956/57	5,344	37,560	10,123	15,836	11,240	8,031	8,516	8,179	5,144	1,365	1,092	1,127	113,556
1957/58	1,864	5,707	9,046	17,611	11,693	24,741	24,868	8,246	4,423	1,431	1,247	1,240	112,118
1958/59	2,304	14,655	31,366	15,752	10,402	17,456	12,455	9,668	4,347	1,361	1,165	1,778	122,709
1959/60	13,280	18,720	39,674	31,499	15,228	15,063	10,644	5,575	2,763	0,885	0,804	1,184	155,319
1960/61	8,411	11,335	87,046	36,424	14,647	9,830	15,320	6,879	3,322	1,075	0,881	1,648	196,818
1961/62	6,170	30,632	10,957	18,464	28,003	20,226	20,322	13,470	4,710	1,548	1,270	1,218	156,990
1962/63	2,717	11,493	26,136	11,467	15,718	24,805	12,863	6,898	3,764	1,276	3,536	4,176	124,849
1963/64	4,890	8,557	9,937	7,393	13,313	15,397	15,626	6,140	2,504	0,806	0,722	0,760	86,045
1964/65	6,044	10,059	23,188	23,045	12,467	16,865	31,819	8,484	3,528	1,117	0,993	1,553	139,163
1965/66	5,260	15,870	28,510	4,560	6,330	12,430	4,910	12,000	9,450	3,350	0,150	0,000	102,820
1966/67	9,920	37,410	27,320	13,520	0,000	3,600	11,480	6,980	1,350	0,000	0,000	0,000	111,580
1967/68	0,990	19,490	36,070	42,770	9,520	11,140	9,850	7,880	3,000	0,000	0,000	0,000	140,710
1968/69	0,000	0,000	12,780	5,030	11,010	12,960	17,420	8,090	1,050	0,000	0,000	0,320	68,660
1969/70	0,000	0,670	54,220	12,080	23,670	24,690	11,470	10,990	2,680	2,590	0,000	0,000	143,060
1970/71	1,060	3,670	5,000	5,570	11,120	24,860	8,380	14,160	10,600	0,990	0,000	0,000	85,410
1971/72	0,000	30,090	14,370	31,310	24,680	10,140	22,880	25,220	5,040	0,000	0,000	0,000	163,730
1972/73	0,000	0,000	3,910	13,010	34,390	8,760	18,740	2,320	5,140	0,000	0,340	2,780	89,390
1973/74	0,410	0,610	16,260	8,810	28,400	19,580	7,620	6,260	2,880	3,540	2,540	3,580	100,490
1974/75	38,160	33,030	15,350	12,680	7,660	29,210	30,290	8,880	8,400	2,490	3,610	3,100	192,860
1975/76	5,560	31,630	15,530	9,150	31,250	12,920	24,690	8,700	6,250	1,640	1,000	1,860	150,180
1976/77	3,250	7,120	9,830	6,610	4,520	3,130	9,300	18,160	16,710	4,050	3,910	2,470	89,060
1977/78	1,340	4,940	6,180	27,370	29,020	13,800	20,250	11,700	2,290	1,840	1,030	2,250	122,010
1978/79	3,190	2,380	4,520	21,460	18,110	11,640	26,800	5,360	2,530	1,130	1,160	2,670	100,950
1979/80	4,090	20,910	11,260	14,450	3,060	17,900	8,260	13,650	5,260	1,570	0,740	0,640	101,790
1980/81	9,180	9,210	35,290	50,170	14,870	9,870	11,960	7,950	0,840	1,110	0,910	0,540	151,900
1981/82	2,190	0,930	14,520	18,000	13,510	20,220	2,190	1,350	1,090	0,920	0,990	0,470	76,380
1982/83	6,330	13,030	42,340	7,890	20,160	24,980	14,840	3,150	0,710	1,380	16,440	1,470	152,720
1983/84	0,660	0,720	6,490	23,260	24,910	14,700	11,150	21,190	4,780	0,430	0,800	2,710	111,800
1984/85	9,730	11,430	17,590	23,270	5,940	20,850	6,570	22,740	2,230	1,340	0,980	7,250	129,920
1985/86	0,400	4,350	1,590	30,710	24,330	13,120	22,050	8,470	4,150	0,840	0,640	1,750	112,400
1986/87	0,770	2,180	17,620	23,420	24,320	9,110	18,800	1,840	4,070	0,960	0,510	0,420	104,020
1987/88	1,350	21,150	8,210	18,310	19,090	32,970	29,500	8,430	6,710	5,650	3,040	4,040	158,450
1988/89	1,900	1,420	8,770	6,310	9,620	7,800	26,460	5,480	0,840	0,640	0,410	1,010	70,660
1989/90	0,280	2,850	0,330	3,240	2,420	1,480	32,050	2,440	0,600	0,000	0,000	0,000	45,690
1990/91	1,130	5,710	19,780	7,860	5,670	16,980	23,790	33,820	1,640	0,930	0,700	1,720	119,730
1991/92	3,380	23,920	2,320	3,630	2,410	18,830	24,000	8,240	5,090	4,330	0,540	1,020	97,710
1992/93	53,620	19,970	28,480	1,860	3,370	14,220	18,010	8,010	4,760	2,030	0,780	3,580	158,690
1993/94	11,330	6,000	38,750	22,660	13,170	6,740	30,300	4,440	1,310	0,390	0,600	1,450	137,140
1994/95	3,470	3,940	11,400	38,300	10,330	21,600	4,570	2,540	0,780	0,790	0,130	0,000	97,850
1995/96	1,316	2,260	4,548	4,787	22,539	8,962	8,216	4,533	2,100	0,782	0,768	1,121	61,934
1996/97	3,515	27,016	26,816	27,491	10,442	7,185	5,089	5,992	3,093	1,408	1,217	1,184	120,448
1997/98	1,948	6,834	13,433	8,617	7,139	6,965	16,106	7,952	3,105	1,011	0,839	1,718	75,666
1998/99	13,179	20,131	11,370	16,309	26,057	17,523	12,433	8,052	3,098	1,063	0,906	0,974	131,096
1999/00	1,681	7,219	11,692	6,403	8,019	7,991	12,611	5,174	2,280	0,848	0,742	0,740	65,400
2000/01	5,902	12,460	8,303	22,955	10,112	12,585	10,351	5,123	2,113	0,789	0,691	0,686	92,069
2001/02	1,165	10,416	3,642	4,106	11,595	5,691	4,956	7,113	2,332	0,762	0,983	0,889	53,650
2002/03	2,804	9,551	41,843	37,597	28,759	11,931	10,326	10,781	3,471	1,097	0,891	0,888	159,940
2003/04	4,511	7,951	20,326	41,543	18,101	22,075	15,263	7,420	3,030	0,978	0,853	1,337	143,386
2004/05	3,466	10,242	22,003	19,109	23,011	12,080	20,221	9,655	3,712	1,166	0,968	1,005	126,639
2005/06	2,513	14,038	18,728	13,435	10,479	18,926	9,453	5,022	2,530	0,859	0,703	0,722	97,408

561. Embalse de Urrúnaga

1940/2005
(hm³)

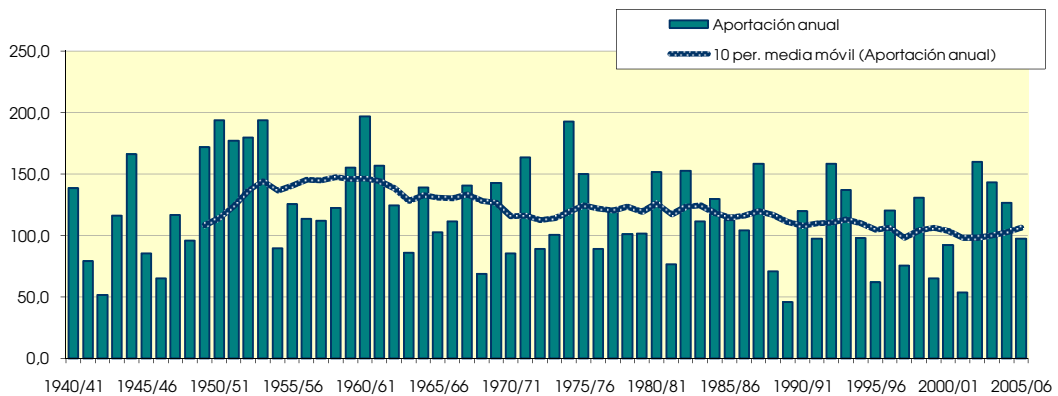
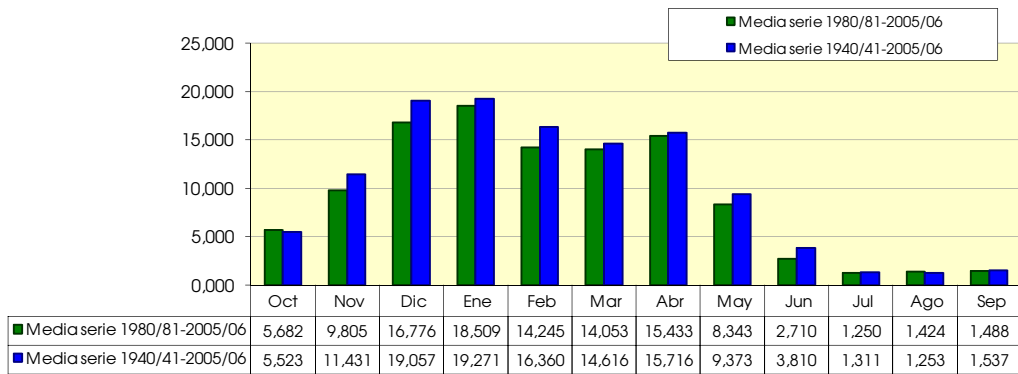
Serie completa

	Oct	Nov	Dic	Ene	Feb	Mar	Abr	May	Jun	Jul	Ago	Sep	Total
Máximo	53,620	37,560	87,046	53,206	44,217	32,970	35,276	33,820	16,710	5,650	16,440	7,250	196,818
Mínimo	0,000	0,000	0,330	1,860	0,000	1,480	2,190	1,350	0,600	0,000	0,000	0,000	45,690
Media	5,523	11,431	19,057	19,271	16,360	14,616	15,716	9,373	3,810	1,311	1,253	1,537	119,259
Percentil 1%	0,000	0,000	1,149	2,757	1,567	2,553	3,737	1,669	0,672	0,000	0,000	0,000	49,586
Percentil 5%	0,070	0,683	2,679	4,219	3,138	5,953	4,989	2,465	0,840	0,000	0,000	0,000	62,677
Percentil 10%	0,535	1,771	4,059	5,300	5,805	7,077	6,660	4,324	1,200	0,410	0,065	0,000	69,660
Percentil 25%	1,727	3,970	8,773	8,540	10,166	9,283	9,338	5,521	2,282	0,810	0,693	0,777	90,125
Percentil 50%	3,315	8,819	14,935	17,318	13,412	13,260	14,149	8,031	3,101	1,086	0,908	1,223	116,537
Desviación típica	8,223	9,806	15,586	12,842	9,705	6,773	8,121	5,965	2,596	1,016	2,060	1,364	38,125
Coef. variación	1,489	0,858	0,818	0,666	0,593	0,463	0,517	0,636	0,682	0,775	1,644	0,888	0,320

1980/2005
(hm³)

Serie para asignación y reserva

	Oct	Nov	Dic	Ene	Feb	Mar	Abr	May	Jun	Jul	Ago	Sep	Total
Máximo	53,620	27,016	42,340	50,170	28,759	32,970	32,050	33,820	6,710	5,650	16,440	7,250	159,940
Mínimo	0,280	0,720	0,330	1,860	2,410	1,480	2,190	1,350	0,600	0,000	0,000	0,000	45,690
Media	5,682	9,805	16,776	18,509	14,245	14,053	15,433	8,343	2,710	1,250	1,424	1,488	109,719
Percentil 1%	0,310	0,773	0,645	2,205	2,413	2,533	2,785	1,473	0,628	0,097	0,033	0,000	47,680
Percentil 5%	0,465	1,053	1,773	3,338	2,658	5,953	4,667	1,990	0,728	0,400	0,200	0,105	55,721
Percentil 10%	0,715	1,800	2,981	3,868	4,520	6,852	5,023	2,490	0,810	0,535	0,460	0,445	63,667
Percentil 25%	1,325	4,043	8,233	6,768	8,419	8,234	9,672	4,656	1,393	0,789	0,653	0,727	80,302
Percentil 50%	2,658	8,581	13,977	18,155	12,382	12,853	13,726	7,267	2,431	0,945	0,790	1,015	112,100
Desviación típica	10,386	7,436	12,404	13,271	8,019	7,168	8,535	7,193	1,580	1,179	3,107	1,510	34,788
Coef. variación	1,828	0,758	0,739	0,717	0,563	0,510	0,553	0,862	0,583	0,943	2,182	1,014	0,317



702. Embalse de Enciso

(hm ²)	Oct	Nov	Dic	Ene	Feb	Mar	Abr	May	Jun	Jul	Ago	Sep	Total
1940/41	5,693	4,871	3,396	10,213	22,212	18,983	17,755	20,994	6,269	2,637	1,552	1,706	116,282
1941/42	0,657	2,747	2,076	5,586	2,587	4,195	15,516	3,702	2,280	0,798	0,849	1,112	42,105
1942/43	1,525	1,837	3,363	7,160	4,444	4,194	8,629	3,042	1,222	1,512	0,699	0,952	38,581
1943/44	0,586	1,298	4,678	1,929	1,419	1,611	3,733	2,528	1,776	0,476	0,304	1,074	21,415
1944/45	1,013	2,115	1,966	2,918	4,284	6,376	3,163	1,481	0,935	0,654	1,453	0,477	26,837
1945/46	0,201	1,539	8,477	2,379	1,230	2,143	14,727	16,538	4,034	0,548	0,301	0,172	52,290
1946/47	1,056	1,190	2,055	2,793	13,816	20,318	5,225	9,300	3,257	1,637	2,336	5,723	68,707
1947/48	4,918	3,144	6,387	17,033	8,563	4,997	3,638	5,087	3,281	1,794	1,097	0,894	60,831
1948/49	0,322	0,598	0,748	1,232	0,946	3,084	2,469	5,381	4,077	1,429	0,910	3,116	24,311
1949/50	2,419	0,915	1,322	1,191	3,570	2,757	3,379	3,275	2,667	0,565	0,268	0,181	22,509
1950/51	0,263	0,387	1,573	4,071	9,366	15,883	6,612	2,926	3,579	3,967	1,272	1,343	51,244
1951/52	9,794	23,812	5,554	9,297	11,334	8,890	17,310	6,494	1,260	3,275	2,279	2,130	101,431
1952/53	1,694	2,917	6,919	7,320	9,522	9,334	7,242	4,389	5,493	3,276	1,379	0,970	60,455
1953/54	5,968	1,982	4,155	6,539	11,183	14,320	5,474	13,576	17,209	3,140	1,576	1,420	86,540
1954/55	2,051	2,587	3,257	6,228	9,292	10,810	8,070	5,114	5,600	3,244	2,588	2,305	61,145
1955/56	2,630	4,699	8,140	15,299	4,290	27,061	16,049	9,493	2,991	0,769	0,482	0,739	92,643
1956/57	0,272	1,474	2,286	1,281	5,963	3,220	1,657	6,144	10,115	1,549	0,218	0,286	34,464
1957/58	0,439	0,602	0,703	3,556	7,325	12,941	7,892	1,871	1,782	0,613	0,131	0,572	38,427
1958/59	0,230	1,224	15,933	9,541	4,042	6,146	10,793	12,615	6,173	3,292	1,160	2,301	73,449
1959/60	2,574	13,771	37,097	21,110	27,922	16,562	7,605	3,821	1,468	1,194	1,169	1,286	135,579
1960/61	12,293	18,647	6,667	13,880	9,328	3,492	1,886	2,103	2,185	1,239	1,526	2,795	76,040
1961/62	7,847	21,569	21,756	19,312	8,268	23,899	7,695	5,063	4,658	0,997	0,893	1,287	123,245
1962/63	4,299	5,223	7,949	23,330	4,180	22,563	14,094	3,572	3,372	2,179	1,289	1,250	93,301
1963/64	0,662	4,452	8,008	1,552	6,202	10,672	11,518	2,819	1,150	0,589	0,406	0,379	48,409
1964/65	0,467	0,519	0,636	2,441	3,020	16,818	7,691	1,238	0,402	0,175	0,120	0,248	33,776
1965/66	2,566	10,186	6,870	8,230	13,166	10,710	13,277	8,642	7,422	1,708	0,706	0,527	84,010
1966/67	1,916	15,542	9,930	3,918	6,802	10,256	5,575	3,221	1,945	0,661	0,524	0,476	60,765
1967/68	0,543	12,516	10,078	10,851	9,640	9,226	11,244	5,562	2,352	0,647	0,526	0,431	73,615
1968/69	0,366	0,318	2,952	2,951	4,617	14,275	11,981	6,174	7,002	1,236	0,496	1,054	53,422
1969/70	1,025	1,115	6,468	21,702	6,954	6,859	2,401	1,979	1,113	0,276	0,139	0,128	50,160
1970/71	0,173	0,355	1,045	1,533	1,235	2,549	8,821	14,566	8,632	1,524	0,347	0,282	41,064
1971/72	0,321	0,695	1,626	4,024	19,080	15,611	6,887	8,062	3,242	1,848	0,526	4,109	66,033
1972/73	5,113	4,354	10,441	9,211	9,138	7,569	5,779	2,871	9,817	2,246	1,103	0,659	68,301
1973/74	0,673	1,028	2,053	6,889	5,975	18,911	11,048	4,094	2,144	1,515	0,971	0,537	55,840
1974/75	1,580	3,989	0,986	1,374	5,075	5,299	16,389	11,391	7,220	0,841	1,073	0,819	56,034
1975/76	0,456	2,009	3,858	2,524	10,042	6,976	9,801	4,464	2,558	2,307	1,159	1,071	47,223
1976/77	1,415	3,895	4,902	13,022	9,173	5,367	3,662	6,966	12,503	6,346	2,969	0,930	71,149
1977/78	0,972	0,744	3,907	6,051	16,027	9,612	7,971	10,106	4,361	1,408	0,306	0,179	61,645
1978/79	0,175	0,233	2,869	18,025	14,439	9,949	12,490	7,336	3,763	1,645	1,051	1,229	73,203
1979/80	2,116	4,583	1,973	4,677	4,713	13,477	8,864	12,874	7,260	0,966	0,259	0,155	61,917
1980/81	0,260	0,704	3,060	7,496	3,046	4,802	14,790	10,494	2,089	0,902	0,492	0,227	48,361
1981/82	0,258	0,310	1,658	4,101	3,560	3,035	2,767	2,606	3,049	0,326	0,085	0,048	21,805
1982/83	0,200	2,573	7,139	3,254	1,403	2,408	6,461	3,136	1,128	0,450	0,775	0,922	29,849
1983/84	0,154	0,291	1,787	2,159	2,372	7,047	7,647	10,079	6,673	0,952	0,055	0,024	39,241
1984/85	0,346	7,980	3,809	5,663	8,415	4,569	8,707	12,935	3,093	0,761	0,128	0,132	56,537
1985/86	0,072	0,179	0,305	0,623	1,970	2,307	3,247	2,203	0,697	0,338	0,166	0,492	12,599
1986/87	0,948	0,689	0,936	3,469	8,766	4,429	9,662	3,477	1,717	4,413	0,944	0,432	39,881
1987/88	0,805	1,414	5,904	8,534	7,483	5,204	30,011	21,515	25,687	7,828	1,166	0,674	116,224
1988/89	0,761	0,829	0,517	0,446	0,563	1,034	3,790	3,561	3,768	0,598	0,376	0,174	16,419
1989/90	0,136	0,757	4,625	3,152	1,701	1,318	2,000	2,040	4,641	0,921	0,245	0,146	21,682
1990/91	0,262	0,785	1,099	1,830	2,318	15,215	23,829	8,981	1,547	0,462	0,226	0,293	56,848
1991/92	0,729	1,286	2,054	0,769	0,548	0,900	5,087	2,025	2,941	1,465	0,624	0,404	18,833
1992/93	3,145	3,339	5,132	1,947	1,074	4,724	3,139	13,707	3,365	0,769	0,174	0,326	40,841
1993/94	1,419	1,327	1,709	5,793	2,353	2,831	1,362	1,721	0,972	0,382	0,246	0,465	20,582
1994/95	0,438	0,802	0,578	4,806	1,868	3,175	0,912	2,409	0,529	0,192	0,155	0,109	15,974
1995/96	0,075	0,500	8,377	14,005	12,380	8,390	6,997	5,043	1,068	0,213	0,139	0,115	57,303
1996/97	0,153	0,834	12,302	20,693	6,213	1,614	1,499	2,118	6,960	2,315	1,672	0,537	56,909
1997/98	0,274	6,152	16,454	5,106	4,701	2,248	4,021	4,792	4,211	0,733	0,163	0,205	49,059
1998/99	0,400	0,401	0,845	3,857	4,766	5,746	2,118	1,964	0,931	0,984	0,507	0,357	22,874
1999/00	1,238	3,891	8,109	3,620	3,936	1,831	7,741	4,021	1,204	0,177	0,209	0,150	36,126
2000/01	0,248	0,812	4,356	13,522	8,811	10,586	2,896	1,675	0,278	0,114	0,124	0,079	43,501
2001/02	0,139	0,261	0,231	0,597	0,519	2,252	1,913	3,549	1,056	0,153	0,202	0,223	11,094
2002/03	0,868	3,220	10,976	9,425	18,357	13,503	7,207	12,407	1,314	0,175	0,137	0,907	78,495
2003/04	3,142	9,071	8,463	10,512	6,937	11,270	11,095	12,295	4,368	1,016	0,265	0,366	78,801
2004/05	0,291	0,858	1,412	2,342	1,867	3,484	4,586	1,864	0,507	0,119	0,039	0,035	17,405
2005/06	6,577	12,792	13,889	10,556	7,812	47,017	23,924	9,938	7,102	6,759	6,405	6,171	158,943

702. Embalse de Enciso

1940/2005
(hm³)

Serie completa

	Oct	Nov	Dic	Ene	Feb	Mar	Abr	May	Jun	Jul	Ago	Sep	Total
Máximo	12,293	23,812	37,097	23,330	27,922	47,017	30,011	21,515	25,687	7,828	6,405	6,171	158,943
Mínimo	0,072	0,179	0,231	0,446	0,519	0,900	0,912	1,238	0,278	0,114	0,039	0,024	11,094
Media	1,706	3,754	5,466	6,977	6,881	8,922	8,234	6,385	4,083	1,519	0,820	0,929	55,676

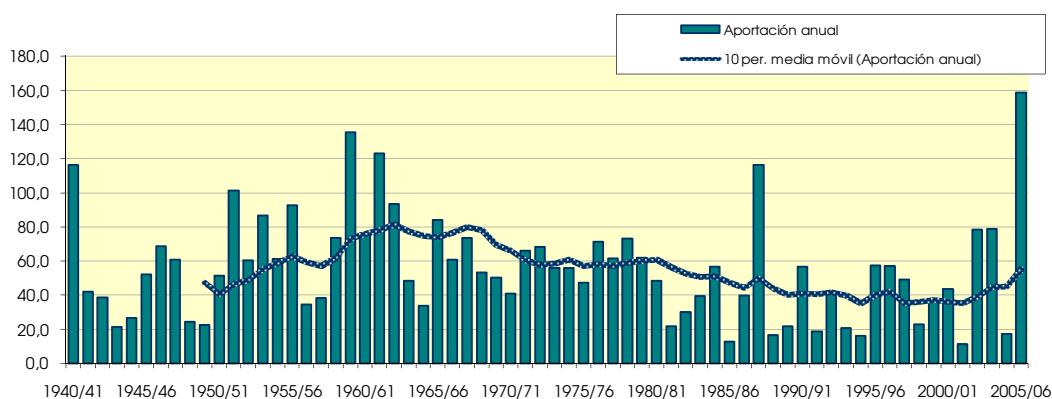
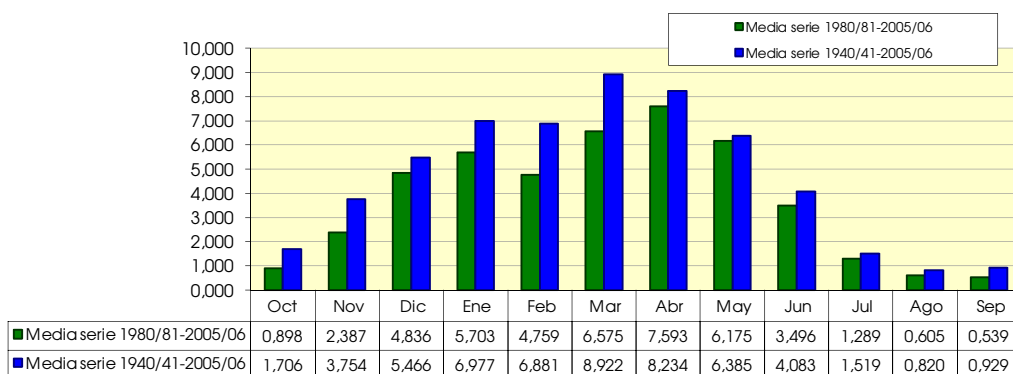
Percentil 1%	0,074	0,214	0,279	0,544	0,538	0,987	1,204	1,396	0,359	0,118	0,049	0,031	12,072
Percentil 5%	0,142	0,296	0,593	0,874	0,978	1,612	1,714	1,757	0,571	0,175	0,121	0,086	16,665
Percentil 10%	0,174	0,371	0,797	1,327	1,319	2,196	2,059	1,971	0,954	0,203	0,134	0,130	20,998
Percentil 25%	0,272	0,747	1,671	2,462	2,695	3,186	3,644	2,832	1,353	0,571	0,220	0,224	34,880
Percentil 50%	0,701	1,444	3,833	4,956	5,969	6,618	7,424	4,628	3,071	0,975	0,515	0,509	52,856
Desviación típica	2,417	5,220	5,918	5,929	5,461	7,840	5,922	4,795	4,138	1,567	0,958	1,192	30,756
Coef. variación	1,416	1,391	1,083	0,850	0,794	0,879	0,719	0,751	1,013	1,032	1,168	1,283	0,552

1980/2005
(hm³)

Serie para asignación y reserva

	Oct	Nov	Dic	Ene	Feb	Mar	Abr	May	Jun	Jul	Ago	Sep	Total
Máximo	6,577	12,792	16,454	20,693	18,357	47,017	30,011	21,515	25,687	7,828	6,405	6,171	158,943
Mínimo	0,072	0,179	0,231	0,446	0,519	0,900	0,912	1,675	0,278	0,114	0,039	0,024	11,094
Media	0,898	2,387	4,836	5,703	4,759	6,575	7,593	6,175	3,496	1,289	0,605	0,539	44,853

Percentil 1%	0,073	0,199	0,249	0,484	0,526	0,934	1,024	1,686	0,335	0,116	0,043	0,027	11,470
Percentil 5%	0,090	0,269	0,358	0,603	0,552	1,105	1,396	1,757	0,512	0,128	0,063	0,038	13,443
Percentil 10%	0,137	0,300	0,548	0,696	0,819	1,466	1,706	1,914	0,613	0,164	0,105	0,064	16,197
Percentil 25%	0,212	0,693	1,177	2,205	1,868	2,266	2,799	2,139	1,059	0,242	0,143	0,135	20,857
Percentil 50%	0,319	0,832	3,435	3,979	3,303	3,957	4,837	3,555	1,903	0,665	0,217	0,260	39,561
Desviación típica	1,415	3,189	4,604	4,949	4,228	9,113	7,603	5,207	4,965	1,983	1,244	1,174	33,926
Coef. variación	1,576	1,336	0,952	0,868	0,888	1,386	1,001	0,843	1,420	1,538	2,058	2,179	0,756



703. Río Cidacos, en EA n°44

(hm ²)	Oct	Nov	Dic	Ene	Feb	Mar	Abr	May	Jun	Jul	Ago	Sep	Total
1940/41	4,369	4,390	3,081	9,375	20,958	18,241	16,768	19,683	5,761	2,344	1,370	1,350	107,690
1941/42	0,559	2,431	1,855	5,094	2,416	4,011	14,353	3,418	2,090	0,719	0,757	0,950	38,654
1942/43	1,351	1,631	3,037	6,881	4,098	4,013	8,197	2,812	1,122	1,351	0,620	0,810	35,923
1943/44	0,505	1,116	4,138	1,771	1,312	1,536	3,578	2,327	1,645	0,429	0,270	0,858	19,486
1944/45	0,866	1,918	1,778	2,508	4,073	6,120	2,968	1,371	0,859	0,547	1,268	0,408	24,685
1945/46	0,173	1,326	8,015	2,158	1,157	2,045	13,490	15,019	3,710	0,496	0,269	0,147	48,004
1946/47	1,030	1,160	1,640	2,600	12,860	19,710	4,950	8,850	3,030	1,570	2,240	5,270	64,910
1947/48	4,790	3,090	6,080	16,260	8,240	4,810	3,480	4,930	3,170	1,730	1,060	0,870	58,510
1948/49	0,260	0,560	0,680	1,150	0,880	2,880	2,220	5,020	3,780	1,310	0,790	2,180	21,710
1949/50	2,240	0,780	1,210	1,010	3,340	2,600	3,180	2,650	2,460	0,490	0,230	0,160	20,350
1950/51	0,190	0,300	0,680	3,580	8,960	15,480	6,090	2,570	3,200	3,760	1,180	1,180	47,170
1951/52	9,550	23,530	5,030	9,010	11,140	8,560	16,840	6,230	1,150	2,410	2,070	2,040	97,560
1952/53	1,570	2,710	6,640	7,120	9,410	9,240	6,950	4,260	4,750	3,090	1,340	0,940	58,020
1953/54	4,330	1,740	3,980	6,390	10,940	14,000	5,260	12,760	16,820	2,990	1,530	1,380	82,120
1954/55	2,000	2,310	3,140	5,970	8,910	10,580	7,850	4,920	5,320	3,050	2,480	2,240	58,770
1955/56	2,460	4,560	7,720	14,660	4,120	26,190	15,510	8,560	2,710	0,700	0,440	0,570	88,200
1956/57	0,170	0,910	2,130	1,230	5,840	3,090	1,460	5,690	9,350	1,360	0,180	0,230	31,640
1957/58	0,370	0,510	0,630	3,310	7,090	12,680	7,740	1,680	1,550	0,520	0,060	0,450	36,590
1958/59	0,170	1,000	15,240	8,870	3,900	5,740	10,500	12,120	5,710	3,080	1,080	2,020	69,430
1959/60	2,130	13,320	35,730	20,410	26,990	16,050	7,390	3,660	1,360	1,140	1,140	1,160	130,480
1960/61	11,420	18,220	5,930	13,430	9,090	3,370	1,730	1,790	2,030	1,190	1,460	2,250	71,910
1961/62	7,140	18,740	21,130	18,290	7,140	23,310	7,140	4,510	4,450	0,940	0,860	1,160	114,810
1962/63	4,120	5,090	7,660	23,000	4,000	22,040	13,750	3,390	2,930	2,020	1,220	1,140	90,360
1963/64	0,600	4,230	7,810	1,480	5,970	10,290	11,270	2,660	1,060	0,530	0,370	0,340	46,610
1964/65	0,380	0,430	0,510	2,230	2,900	16,570	7,390	1,080	0,340	0,150	0,100	0,110	32,190
1965/66	2,300	9,800	6,490	7,770	12,590	10,380	12,920	8,260	7,210	1,620	0,670	0,490	80,500
1966/67	1,670	15,000	9,680	3,760	6,640	10,120	5,440	3,080	1,840	0,600	0,490	0,450	58,770
1967/68	0,440	11,060	9,560	10,650	9,390	8,850	10,850	5,260	2,240	0,610	0,490	0,390	69,790
1968/69	0,330	0,220	2,660	2,710	4,450	13,810	9,770	5,780	6,640	0,970	0,440	0,890	48,670
1969/70	0,900	1,020	6,220	20,910	6,590	6,700	2,300	1,880	0,990	0,210	0,110	0,110	47,940
1970/71	0,140	0,230	0,810	1,300	1,060	2,280	8,160	13,120	7,950	1,200	0,250	0,210	36,710
1971/72	0,270	0,440	1,220	3,550	18,290	14,950	6,520	7,720	2,890	1,650	0,450	3,350	61,300
1972/73	4,640	3,680	9,930	8,730	8,540	7,350	5,640	2,690	9,160	2,010	1,020	0,620	64,010
1973/74	0,620	0,940	1,470	6,440	5,320	17,490	10,490	3,880	1,960	1,420	0,750	0,440	51,220
1974/75	1,243	3,622	0,882	1,250	4,820	4,840	15,050	9,850	6,850	0,760	0,880	0,600	50,647
1975/76	0,380	1,460	3,520	2,370	9,680	6,750	8,880	3,920	2,270	2,090	0,920	0,940	43,180
1976/77	1,280	3,700	4,110	12,260	8,650	5,030	3,450	5,690	11,160	5,690	2,740	0,870	64,630
1977/78	0,860	0,660	3,510	4,890	15,100	8,900	6,620	9,100	3,650	1,240	0,270	0,150	54,950
1978/79	0,110	0,100	2,320	16,310	13,060	9,140	11,700	6,760	3,510	1,500	0,990	0,990	66,490
1979/80	1,560	4,070	1,590	4,410	4,270	12,540	8,330	11,620	6,810	0,850	0,200	0,100	56,350
1980/81	0,180	0,400	2,630	7,000	2,740	4,530	13,360	9,950	1,900	0,840	0,450	0,170	44,150
1981/82	0,210	0,290	1,010	3,700	3,210	2,850	2,670	2,390	2,850	0,250	0,050	0,000	19,480
1982/83	0,020	2,040	6,080	3,040	1,300	2,180	6,040	2,930	1,060	0,360	0,190	0,750	25,990
1983/84	0,130	0,220	1,540	1,900	1,880	6,670	7,390	9,050	6,140	0,810	0,030	0,010	35,770
1984/85	0,240	6,680	3,440	5,490	8,040	3,950	8,310	12,150	2,900	0,700	0,090	0,110	52,100
1985/86	0,060	0,050	0,160	0,350	1,620	2,080	2,920	1,960	0,590	0,300	0,140	0,290	10,520
1986/87	0,780	0,620	0,840	3,060	8,170	4,030	9,370	3,290	1,560	4,160	0,840	0,390	37,110
1987/88	0,450	1,050	5,340	7,650	6,950	4,980	27,210	20,080	24,100	7,470	1,100	0,650	107,030
1988/89	0,690	0,750	0,480	0,430	0,410	0,900	3,250	3,070	3,570	0,530	0,330	0,150	14,560
1989/90	0,120	0,430	4,030	2,740	1,580	1,280	1,800	1,550	3,530	0,730	0,200	0,100	18,090
1990/91	0,150	0,580	0,930	1,660	1,970	14,320	21,980	8,370	1,350	0,410	0,200	0,110	52,030
1991/92	0,450	0,980	1,900	0,730	0,520	0,660	4,900	1,620	2,200	1,260	0,540	0,350	16,110
1992/93	1,960	3,090	4,840	1,830	0,980	4,480	2,830	12,710	3,010	0,690	0,150	0,210	36,780
1993/94	0,950	1,100	1,390	5,400	2,060	2,690	1,270	1,590	0,897	0,344	0,219	0,379	18,289
1994/95	0,110	0,570	0,240	4,220	1,460	2,940	0,770	2,210	0,440	0,160	0,060	0,050	13,230
1995/96	0,050	0,320	6,740	12,640	11,100	7,950	6,650	4,790	0,930	0,120	0,080	0,070	51,440
1996/97	0,100	0,560	11,180	18,590	5,850	1,530	1,290	1,200	6,560	1,890	1,340	0,430	50,520
1997/98	0,220	5,290	15,300	4,630	4,500	2,080	3,640	4,470	3,880	0,630	0,120	0,100	44,860
1998/99	0,270	0,240	0,720	3,530	4,380	5,470	1,870	1,770	0,740	0,570	0,390	0,120	20,070
1999/00	0,870	3,010	7,590	3,340	3,830	1,750	7,350	3,680	1,080	0,140	0,190	0,120	32,950
2000/01	0,080	0,410	3,770	11,970	8,380	10,030	2,670	1,600	0,240	0,060	0,040	0,050	39,300
2001/02	0,040	0,110	0,170	0,500	0,410	2,120	1,770	3,180	0,870	0,090	0,050	0,130	9,440
2002/03	0,580	2,760	10,020	8,000	17,100	13,030	6,820	11,450	1,040	0,120	0,060	0,560	71,540
2003/04	2,350	8,360	7,960	9,710	6,200	10,730	10,260	11,500	4,110	0,860	0,190	0,080	72,310
2004/05	0,050	0,640	1,040	2,100	1,699	3,335	4,390	1,580	0,370	0,080	0,020	0,010	15,314
2005/06	6,290	11,950	13,540	10,390	7,360	46,660	23,480	9,720	5,970	6,530	6,360	6,060	154,310

703. Río Cidacos, en EA nº44

1940/2005
(hm³)

Serie completa

	Oct	Nov	Dic	Ene	Feb	Mar	Abr	May	Jun	Jul	Ago	Sep	Total
Máximo	11,420	23,530	35,730	23,000	26,990	46,660	27,210	20,080	24,100	7,470	6,360	6,060	154,310
Mínimo	0,020	0,050	0,160	0,350	0,410	0,660	0,770	1,080	0,240	0,060	0,020	0,000	9,440
Media	1,468	3,402	5,035	6,511	6,483	8,568	7,734	5,885	3,748	1,370	0,735	0,792	51,731

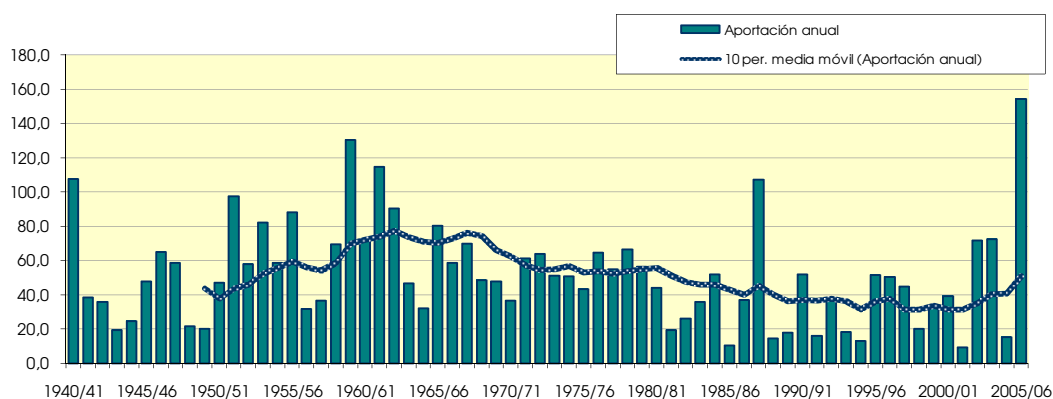
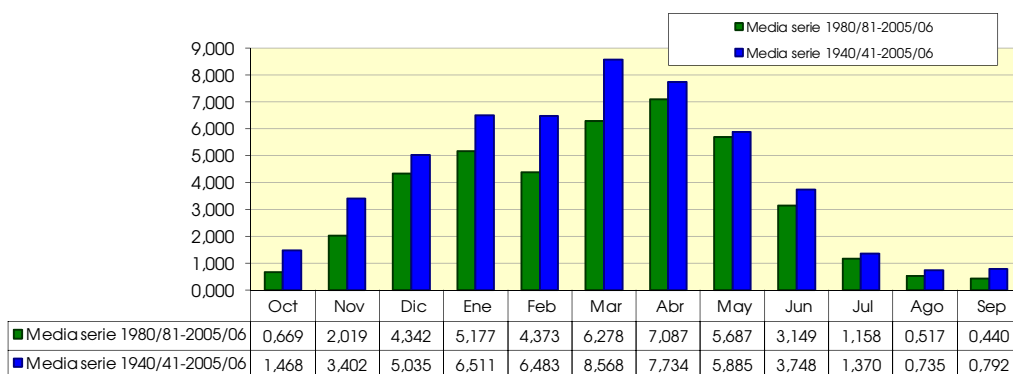
Percentil 1%	0,033	0,083	0,167	0,402	0,410	0,816	1,095	1,158	0,305	0,073	0,027	0,007	10,142
Percentil 5%	0,053	0,220	0,488	0,800	0,905	1,532	1,528	1,558	0,478	0,120	0,050	0,050	14,748
Percentil 10%	0,105	0,265	0,680	1,240	1,228	2,063	1,835	1,610	0,864	0,155	0,060	0,090	18,189
Percentil 25%	0,183	0,560	1,263	2,265	2,497	2,978	3,300	2,590	1,200	0,502	0,190	0,134	32,380
Percentil 50%	0,569	1,138	3,475	4,520	5,580	6,395	6,885	4,365	2,870	0,845	0,445	0,435	48,337
Desviación típica	2,239	4,972	5,726	5,653	5,222	7,701	5,559	4,479	3,907	1,480	0,940	1,100	29,647
Coef. variación	1,525	1,462	1,137	0,868	0,805	0,899	0,719	0,761	1,042	1,080	1,279	1,389	0,573

1980/2005
(hm³)

Serie para asignación y reserva

	Oct	Nov	Dic	Ene	Feb	Mar	Abr	May	Jun	Jul	Ago	Sep	Total
Máximo	6,290	11,950	15,300	18,590	17,100	46,660	27,210	20,080	24,100	7,470	6,360	6,060	154,310
Mínimo	0,020	0,050	0,160	0,350	0,410	0,660	0,770	1,200	0,240	0,060	0,020	0,000	9,440
Media	0,669	2,019	4,342	5,177	4,373	6,278	7,087	5,687	3,149	1,158	0,517	0,440	40,896

Percentil 1%	0,025	0,065	0,163	0,370	0,410	0,720	0,895	1,288	0,273	0,065	0,023	0,003	9,710
Percentil 5%	0,043	0,138	0,188	0,448	0,438	0,995	1,275	1,558	0,388	0,083	0,033	0,010	11,198
Percentil 10%	0,050	0,230	0,360	0,615	0,750	1,405	1,530	1,585	0,515	0,105	0,045	0,030	13,895
Percentil 25%	0,103	0,403	0,950	1,950	1,590	2,090	2,670	1,818	0,905	0,183	0,065	0,085	18,140
Percentil 50%	0,215	0,630	3,035	3,615	2,975	3,642	4,645	3,235	1,730	0,550	0,190	0,125	36,275
Desviación típica	1,282	2,940	4,335	4,484	3,960	9,031	7,091	4,929	4,655	1,911	1,238	1,164	32,589
Coef. variación	1,916	1,456	0,998	0,866	0,906	1,439	1,001	0,867	1,478	1,651	2,396	2,643	0,797



704. Río Cidacos, en el azud de Amedillo

(hm ²)	Oct	Nov	Dic	Ene	Feb	Mar	Abr	May	Jun	Jul	Ago	Sep	Total
1940/41	8,313	6,035	4,231	12,461	25,335	20,806	20,135	24,684	7,643	3,413	2,037	2,426	137,520
1941/42	0,927	3,433	2,688	7,008	3,030	4,677	18,449	4,478	2,738	1,011	1,126	1,549	51,113
1942/43	1,959	2,295	4,124	7,963	5,343	4,647	9,473	3,637	1,490	1,871	0,919	1,350	45,068
1943/44	0,808	1,741	6,107	2,352	1,685	1,817	4,118	3,064	2,117	0,604	0,394	1,486	26,292
1944/45	1,418	2,730	2,403	4,026	4,826	7,050	3,659	1,772	1,125	0,862	1,872	0,668	32,413
1945/46	0,276	1,914	9,403	2,965	1,435	2,396	17,362	20,328	4,963	0,697	0,392	0,240	62,372
1946/47	1,129	1,273	3,079	3,376	15,850	21,790	5,987	10,547	3,864	1,820	2,574	6,671	77,959
1947/48	5,272	3,285	7,096	18,696	9,422	5,477	4,041	5,501	3,570	1,966	1,201	0,957	66,485
1948/49	0,486	0,702	0,924	1,446	1,122	3,624	3,153	6,340	4,807	1,737	1,158	4,847	30,343
1949/50	2,943	1,311	1,634	1,622	4,148	3,157	4,033	4,584	3,227	0,763	0,373	0,240	28,035
1950/51	0,467	0,630	3,684	5,454	10,357	16,946	7,895	3,911	4,597	4,529	1,521	1,609	61,601
1951/52	10,356	24,527	6,639	10,132	11,889	9,774	18,533	7,210	1,563	4,874	2,874	2,382	110,752
1952/53	2,195	3,515	7,758	7,895	9,847	9,598	8,008	4,736	7,233	3,796	1,487	1,053	67,120
1953/54	9,638	2,676	4,661	6,939	11,801	15,116	6,077	15,431	18,332	3,551	1,701	1,521	97,444
1954/55	2,186	3,199	3,571	6,897	10,310	11,422	8,627	5,609	6,289	3,764	2,900	2,483	67,257
1955/56	3,137	5,091	9,275	16,841	4,787	29,028	17,550	12,265	3,788	0,961	0,598	1,260	104,581
1956/57	0,549	2,790	2,733	1,422	6,311	3,573	2,253	7,304	11,994	2,078	0,324	0,400	41,731
1957/58	0,623	0,854	0,894	4,309	8,015	13,602	8,311	2,462	2,406	0,871	0,310	0,783	43,439
1958/59	0,395	1,832	17,883	10,985	4,450	7,233	11,570	14,261	7,493	3,871	1,367	3,108	84,450
1959/60	3,920	15,136	40,759	23,025	30,037	17,991	8,202	4,291	1,769	1,352	1,255	1,598	149,335
1960/61	14,358	19,744	8,728	15,192	10,013	3,828	2,334	2,961	2,622	1,381	1,690	3,893	86,743
1961/62	9,539	27,475	23,421	21,856	11,224	25,556	9,120	6,486	5,234	1,157	0,984	1,549	143,601
1962/63	4,691	5,560	8,517	24,065	4,631	23,806	14,993	4,075	4,365	2,626	1,455	1,514	100,297
1963/64	0,829	5,037	8,613	1,763	6,862	11,680	12,238	3,266	1,391	0,750	0,503	0,489	53,421
1964/65	0,701	0,768	1,040	3,114	3,378	17,529	8,496	1,672	0,571	0,244	0,174	0,616	38,303
1965/66	3,316	11,276	7,960	9,568	14,879	11,638	14,233	9,635	8,006	1,947	0,806	0,611	93,876
1966/67	2,568	17,076	10,607	4,402	7,240	10,630	5,962	3,625	2,238	0,827	0,615	0,546	66,336
1967/68	0,815	16,163	11,592	11,399	10,298	10,305	12,341	6,402	2,665	0,749	0,630	0,545	83,905
1968/69	0,462	0,571	3,675	3,535	5,048	15,349	16,077	7,306	7,944	1,792	0,656	1,534	63,948
1969/70	1,367	1,369	7,332	23,894	8,089	7,298	2,673	2,246	1,466	0,465	0,221	0,179	56,597
1970/71	0,255	0,676	1,594	2,153	1,718	3,163	10,443	18,119	10,356	2,437	0,612	0,459	51,984
1971/72	0,458	1,345	2,719	5,143	20,730	17,291	7,843	8,927	4,147	2,364	0,733	5,924	77,625
1972/73	6,323	6,111	11,710	10,327	10,573	8,150	6,147	3,321	11,570	2,871	1,325	0,763	79,189
1973/74	0,808	1,244	3,390	7,922	7,450	22,337	12,544	4,656	2,596	1,770	1,507	0,803	67,028
1974/75	2,457	4,831	1,266	1,692	5,709	6,427	19,422	15,085	8,214	1,060	1,491	1,399	69,053
1975/76	0,663	3,306	4,768	2,981	10,936	7,578	12,189	5,796	3,250	2,838	1,723	1,404	57,432
1976/77	1,731	4,332	6,627	14,777	10,492	6,223	4,209	9,902	15,597	8,024	3,561	1,091	86,564
1977/78	1,253	0,965	4,646	8,883	18,080	11,290	11,191	12,655	6,211	1,864	0,406	0,256	77,701
1978/79	0,337	0,551	3,926	21,427	17,315	11,882	14,413	8,786	4,402	2,002	1,212	1,684	87,938
1979/80	3,316	5,935	2,941	5,319	5,694	15,667	10,218	15,756	8,394	1,279	0,420	0,296	75,234
1980/81	0,452	1,377	4,068	8,673	3,779	5,519	18,447	11,846	2,585	1,066	0,599	0,374	58,786
1981/82	0,376	0,365	2,950	5,046	4,368	3,514	3,018	3,103	3,502	0,530	0,184	0,168	27,124
1982/83	0,649	3,811	9,535	3,836	1,665	3,023	7,426	3,681	1,311	0,697	2,070	1,394	39,098
1983/84	0,222	0,474	2,354	2,797	3,500	7,950	8,322	12,547	7,963	1,331	0,123	0,062	47,644
1984/85	0,614	10,570	4,815	6,028	9,332	6,077	9,688	14,945	3,619	0,927	0,233	0,192	67,039
1985/86	0,107	0,502	0,677	1,289	2,744	2,921	4,062	2,845	0,981	0,440	0,237	0,936	17,740
1986/87	1,369	0,875	1,192	4,369	10,192	5,493	10,426	3,956	2,135	4,997	1,219	0,544	46,766
1987/88	1,526	2,344	7,233	10,580	8,810	5,800	36,925	25,276	29,346	8,830	1,351	0,740	138,760
1988/89	0,937	1,031	0,621	0,493	0,919	1,377	5,092	4,727	4,287	0,780	0,509	0,245	21,017
1989/90	0,181	1,405	5,889	4,186	2,030	1,421	2,512	3,167	7,212	1,456	0,369	0,267	30,094
1990/91	0,544	1,257	1,543	2,285	3,129	17,325	28,109	10,619	2,076	0,602	0,296	0,717	68,504
1991/92	1,373	2,082	2,465	0,874	0,624	1,488	5,587	2,981	4,687	2,032	0,838	0,546	25,575
1992/93	5,809	4,023	5,881	2,257	1,322	5,285	3,923	15,872	4,325	0,988	0,240	0,600	50,525
1993/94	2,377	1,908	2,536	6,658	3,094	3,202	1,613	2,063	1,175	0,485	0,321	0,681	26,113
1994/95	1,182	1,418	1,484	6,292	2,907	3,810	1,300	2,904	0,767	0,281	0,374	0,267	22,986
1995/96	0,143	0,910	11,927	17,202	15,510	9,608	7,910	5,709	1,426	0,461	0,301	0,239	71,345
1996/97	0,291	1,517	14,799	25,446	7,233	1,843	2,004	4,218	8,021	3,324	2,484	0,827	72,009
1997/98	0,414	7,967	19,140	6,273	5,233	2,678	4,926	5,611	4,983	1,015	0,273	0,460	58,974
1998/99	0,733	0,819	1,173	4,670	5,786	6,488	2,782	2,479	1,379	1,899	0,826	0,984	30,017
1999/00	2,031	5,984	9,528	4,367	4,223	2,046	8,612	4,891	1,541	0,278	0,262	0,234	43,997
2000/01	0,684	1,805	5,710	17,204	9,967	11,905	3,499	1,875	0,382	0,260	0,336	0,160	53,788
2001/02	0,372	0,646	0,393	0,845	0,804	2,592	2,284	4,442	1,556	0,325	0,555	0,459	15,274
2002/03	1,533	4,282	13,106	12,656	21,304	14,782	8,219	14,953	2,069	0,328	0,316	1,679	95,226
2003/04	4,869	10,766	9,743	12,560	8,688	12,653	13,159	14,299	5,070	1,457	0,472	1,023	94,760
2004/05	0,883	1,440	2,377	2,966	2,279	3,887	5,104	2,627	0,860	0,231	0,093	0,102	22,849
2005/06	7,239	14,854	14,812	11,008	8,786	47,957	25,060	10,512	9,736	7,401	6,534	6,475	170,372

704. Río Cidacos, en el azud de Arnedillo

1940/2005
(hm³)

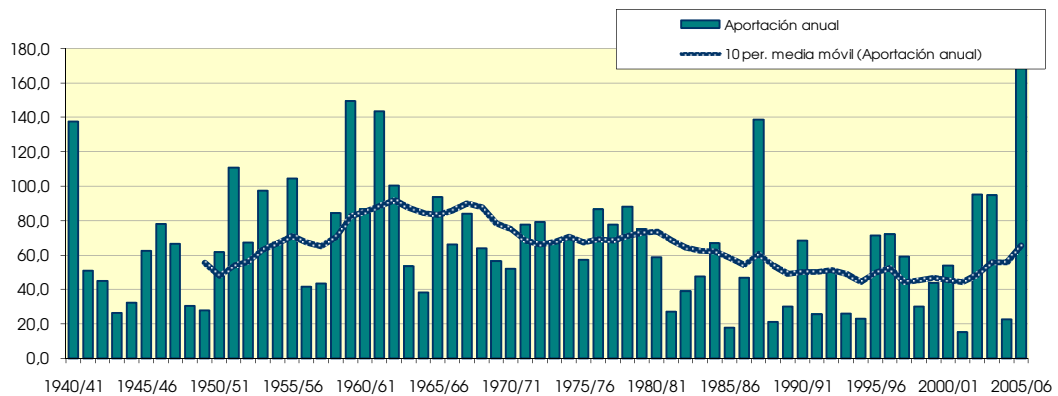
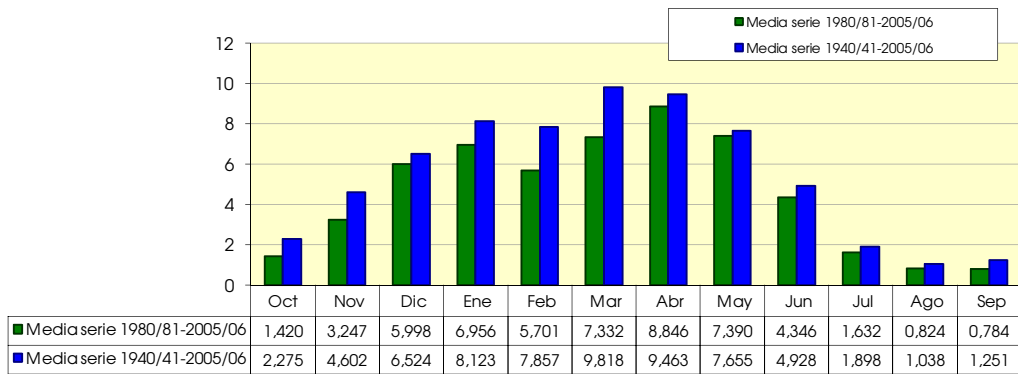
Serie completa

	Oct	Nov	Dic	Ene	Feb	Mar	Abr	May	Jun	Jul	Ago	Sep	Total
Máximo	14,358	27,475	40,759	25,446	30,037	47,957	36,925	25,276	29,346	8,830	6,534	6,671	170,372
Mínimo	0,107	0,365	0,393	0,493	0,624	1,377	1,300	1,672	0,382	0,231	0,093	0,062	15,274
Media	2,275	4,602	6,524	8,123	7,857	9,818	9,463	7,655	4,928	1,898	1,038	1,251	65,431
Percentil 1%	0,130	0,436	0,541	0,722	0,741	1,405	1,503	1,737	0,505	0,239	0,112	0,088	16,877
Percentil 5%	0,230	0,556	0,901	1,322	1,172	1,823	2,261	2,109	0,890	0,279	0,193	0,171	22,883
Percentil 10%	0,314	0,661	1,183	1,657	1,675	2,494	2,592	2,553	1,243	0,384	0,238	0,237	26,202
Percentil 25%	0,501	1,247	2,483	3,014	3,409	3,670	4,076	3,397	1,844	0,749	0,345	0,415	42,158
Percentil 50%	1,033	2,188	4,653	6,151	6,586	7,265	8,211	5,555	3,703	1,341	0,643	0,773	63,160
Desviación típica	2,900	5,853	6,455	6,622	6,042	8,203	6,854	5,646	4,720	1,811	1,034	1,431	33,736
Coef. variación	1,275	1,272	0,989	0,815	0,769	0,835	0,724	0,738	0,958	0,954	0,996	1,144	0,516

1980/2005
(hm³)

Serie para asignación y reserva

	Oct	Nov	Dic	Ene	Feb	Mar	Abr	May	Jun	Jul	Ago	Sep	Total
Máximo	7,239	14,854	19,140	25,446	21,304	47,957	36,925	25,276	29,346	8,830	6,534	6,475	170,372
Mínimo	0,107	0,365	0,393	0,493	0,624	1,377	1,300	1,875	0,382	0,231	0,093	0,062	15,274
Media	1,420	3,247	5,998	6,956	5,701	7,332	8,846	7,390	4,346	1,632	0,824	0,784	54,476
Percentil 1%	0,116	0,392	0,450	0,581	0,669	1,388	1,378	1,922	0,479	0,239	0,100	0,072	15,891
Percentil 5%	0,152	0,481	0,635	0,853	0,833	1,437	1,710	2,167	0,790	0,265	0,138	0,116	18,559
Percentil 10%	0,201	0,574	0,925	1,081	1,120	1,665	2,144	2,553	0,920	0,279	0,208	0,164	21,933
Percentil 25%	0,385	0,940	1,746	2,839	2,395	2,739	3,138	3,011	1,391	0,445	0,265	0,241	26,366
Percentil 50%	0,708	1,479	4,442	4,858	4,001	4,586	5,346	4,585	2,360	0,853	0,353	0,502	47,205
Desviación típica	1,808	3,770	5,271	6,050	4,889	9,331	8,899	5,954	5,705	2,192	1,304	1,229	37,337
Coef. variación	1,273	1,161	0,879	0,870	0,858	1,273	1,006	0,806	1,313	1,344	1,583	1,568	0,685



706. Río Cidacos, en toma del canal del Pantano

(hm ²)	Oct	Nov	Dic	Ene	Feb	Mar	Abr	May	Jun	Jul	Ago	Sep	Total
1940/41	10,365	6,526	4,600	14,068	26,555	21,417	20,881	25,900	8,249	3,729	2,233	2,711	147,236
1941/42	1,014	3,716	2,896	7,628	3,182	4,769	19,311	4,695	2,899	1,068	1,263	1,662	54,103
1942/43	2,060	2,434	4,411	8,084	5,603	4,728	9,671	3,763	1,586	2,036	1,020	1,535	46,930
1943/44	0,886	1,899	6,706	2,467	1,784	1,859	4,192	3,210	2,235	0,648	0,438	1,708	28,034
1944/45	1,590	2,828	2,590	4,957	5,040	7,154	3,748	1,826	1,203	1,024	2,247	0,729	34,937
1945/46	0,299	2,112	9,703	3,264	1,542	2,480	18,334	22,007	5,449	0,780	0,444	0,274	66,687
1946/47	1,158	1,296	3,787	3,679	16,871	22,289	6,173	10,831	4,035	1,877	2,643	7,164	81,804
1947/48	5,417	3,321	7,377	19,547	9,698	5,675	4,179	5,605	3,656	2,045	1,250	0,982	68,752
1948/49	0,542	0,728	0,954	1,482	1,160	3,793	3,441	6,534	5,167	1,829	1,238	5,950	32,817
1949/50	3,219	1,474	1,783	1,893	4,359	3,272	4,264	4,946	3,419	0,833	0,434	0,260	30,157
1950/51	0,544	0,719	4,752	6,081	10,976	17,200	8,349	4,259	5,154	4,839	1,627	1,672	66,171
1951/52	10,568	24,648	7,070	10,987	12,186	10,097	18,925	7,438	1,683	5,738	3,173	2,477	114,992
1952/53	2,622	3,752	8,057	8,295	10,030	9,663	8,299	4,823	8,146	3,998	1,536	1,079	70,300
1953/54	11,733	2,992	5,032	7,126	12,057	15,430	6,201	15,903	18,696	3,670	1,742	1,546	102,127
1954/55	2,215	3,363	3,628	7,033	10,620	11,539	8,704	5,700	6,499	4,068	3,047	2,526	68,942
1955/56	3,316	5,182	9,727	17,511	5,145	30,385	18,118	13,685	4,178	1,045	0,655	1,508	110,456
1956/57	0,630	3,360	2,856	1,504	6,391	3,634	2,420	7,580	12,850	2,271	0,372	0,440	44,309
1957/58	0,665	0,893	0,926	5,121	8,277	13,777	8,400	2,657	2,707	0,962	0,421	0,863	45,670
1958/59	0,452	1,969	18,666	11,424	4,595	7,972	11,857	15,072	8,428	4,135	1,447	3,674	89,690
1959/60	4,556	16,104	43,237	23,968	31,070	18,599	8,394	4,451	1,881	1,464	1,306	1,681	156,712
1960/61	15,435	20,031	10,051	16,234	10,242	3,901	2,491	3,347	2,885	1,459	1,808	4,982	92,867
1961/62	10,965	30,618	24,298	23,376	12,894	26,385	9,864	7,025	5,502	1,240	1,028	1,782	154,978
1962/63	4,883	5,671	8,797	24,581	4,939	24,209	15,323	4,218	4,915	2,821	1,538	1,627	103,521
1963/64	0,877	5,149	9,168	1,861	7,138	12,073	12,631	3,424	1,458	0,796	0,541	0,533	55,649
1964/65	0,778	0,898	1,357	3,673	3,668	18,028	8,768	1,813	0,629	0,268	0,195	0,686	40,762
1965/66	3,620	11,625	8,320	9,991	15,641	11,895	14,634	10,048	8,226	2,031	0,845	0,642	97,516
1966/67	2,834	17,697	10,783	4,622	7,352	10,713	6,107	3,736	2,320	0,885	0,645	0,567	68,262
1967/68	0,881	17,839	12,142	11,551	10,479	10,700	12,797	6,724	2,781	0,793	0,737	0,589	88,013
1968/69	0,489	0,679	3,938	3,686	5,192	15,613	17,697	7,824	8,296	1,973	0,736	1,839	67,962
1969/70	1,492	1,427	7,630	25,666	8,674	7,438	2,743	2,313	1,797	0,562	0,279	0,201	60,223
1970/71	0,278	0,817	1,997	2,653	1,853	3,343	10,973	19,620	11,103	2,779	0,694	0,516	56,627
1971/72	0,489	1,606	3,211	5,595	21,276	18,014	8,061	9,077	4,528	2,536	0,803	6,703	81,900
1972/73	6,779	7,218	12,273	10,620	10,984	8,253	6,204	3,429	12,313	3,055	1,388	0,795	83,312
1973/74	0,838	1,335	4,007	8,119	7,913	23,727	13,080	4,777	2,683	1,876	1,903	0,892	71,148
1974/75	2,933	5,216	1,329	1,844	6,127	6,910	20,538	16,483	8,516	1,123	1,583	1,632	74,234
1975/76	0,716	3,757	5,359	3,396	11,591	7,889	13,340	6,239	3,455	3,064	2,027	1,484	62,317
1976/77	1,810	4,415	7,773	15,691	10,906	6,439	4,349	10,985	16,985	8,584	3,700	1,133	92,770
1977/78	1,398	1,071	4,793	10,067	18,666	11,617	12,224	13,401	6,765	1,995	0,445	0,283	82,725
1978/79	0,380	0,603	4,140	22,567	18,055	12,271	14,905	9,103	4,537	2,083	1,251	1,764	91,658
1979/80	3,751	6,448	3,344	5,459	5,995	16,484	10,675	16,588	8,704	1,377	0,508	0,344	79,676
1980/81	0,517	1,531	4,426	8,921	4,033	5,708	19,969	12,267	2,722	1,112	0,639	0,417	62,263
1981/82	0,417	0,384	3,390	5,275	4,708	3,661	3,102	3,286	3,627	0,609	0,259	0,207	28,924
1982/83	0,989	4,418	10,369	3,982	1,917	3,308	7,719	3,814	1,376	0,978	2,779	1,535	43,185
1983/84	0,254	0,665	2,537	3,036	4,026	8,377	8,560	13,571	8,338	1,418	0,148	0,079	51,010
1984/85	0,722	12,399	5,236	6,226	9,629	6,623	9,959	15,625	3,814	1,012	0,274	0,220	71,738
1985/86	0,124	0,661	0,808	1,521	2,976	3,171	4,387	3,017	1,045	0,470	0,267	1,088	19,536
1986/87	1,538	0,926	1,328	4,912	10,748	5,979	10,726	4,073	2,257	5,147	1,279	0,576	49,487
1987/88	1,767	2,740	7,958	11,488	9,218	5,935	40,233	27,268	31,720	9,421	1,468	0,775	149,992
1988/89	0,996	1,115	0,672	0,529	1,102	1,529	5,801	5,052	4,405	0,859	0,659	0,284	23,002
1989/90	0,201	1,662	6,333	4,576	2,134	1,446	2,689	3,612	8,148	1,682	0,439	0,342	33,263
1990/91	0,634	1,450	1,876	2,512	3,614	17,885	30,051	11,205	2,233	0,644	0,324	0,860	73,288
1991/92	1,723	2,464	2,594	0,918	0,683	1,740	5,731	3,371	5,620	2,244	0,919	0,605	28,612
1992/93	6,791	4,253	6,167	2,322	1,459	5,469	4,249	16,521	4,681	1,060	0,268	0,740	53,980
1993/94	2,606	2,045	2,891	6,875	3,260	3,273	1,727	2,199	1,242	0,527	0,355	0,809	27,809
1994/95	1,605	1,700	1,959	6,983	3,257	4,044	1,506	3,007	0,857	0,332	0,432	0,299	25,982
1995/96	0,162	1,045	13,545	18,747	16,927	10,258	8,298	5,880	1,501	0,569	0,403	0,288	77,622
1996/97	0,319	1,891	16,126	27,629	7,665	1,917	2,235	5,094	8,550	3,684	2,850	0,910	78,869
1997/98	0,459	8,723	20,100	6,602	5,449	2,819	5,207	5,822	5,279	1,126	0,324	0,588	62,500
1998/99	0,885	1,015	1,313	5,132	6,288	6,851	3,171	2,654	1,471	2,226	0,919	1,365	33,290
1999/00	2,261	6,704	10,224	4,677	4,331	2,143	8,899	5,240	1,670	0,321	0,320	0,283	47,073
2000/01	1,027	2,362	6,211	18,591	10,330	12,450	3,694	1,951	0,418	0,343	0,450	0,195	58,023
2001/02	0,454	0,779	0,429	0,897	0,860	2,645	2,398	4,735	1,718	0,383	0,772	0,511	16,583
2002/03	1,827	4,679	14,123	13,779	22,962	15,385	8,677	15,861	2,367	0,395	0,432	2,269	102,756
2003/04	5,700	11,569	10,322	13,328	9,474	13,390	14,285	15,108	5,296	1,770	0,552	1,524	102,318
2004/05	1,104	1,728	2,804	3,154	2,552	3,969	5,240	3,040	1,074	0,283	0,122	0,132	25,201
2005/06	7,556	16,101	15,205	11,283	9,284	48,231	25,628	10,751	11,358	7,814	6,613	6,579	176,403

706. Río Cidacos, en toma del canal del Pantano

1940/2005
(hm³)

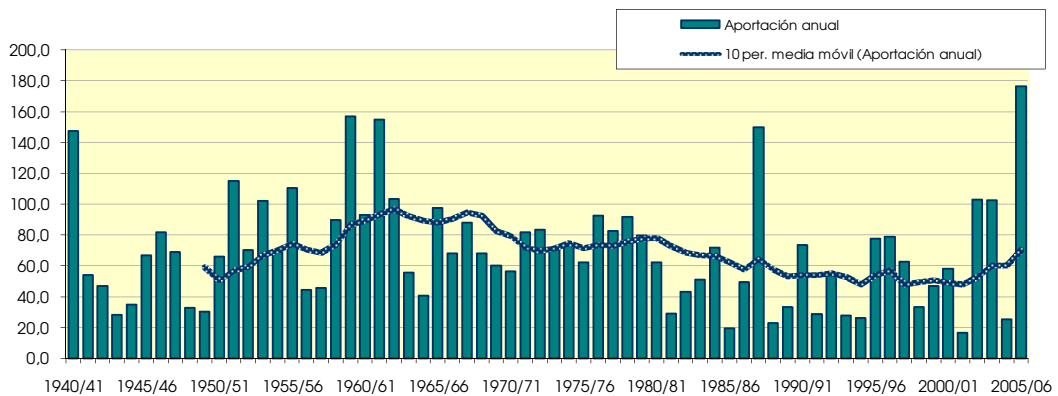
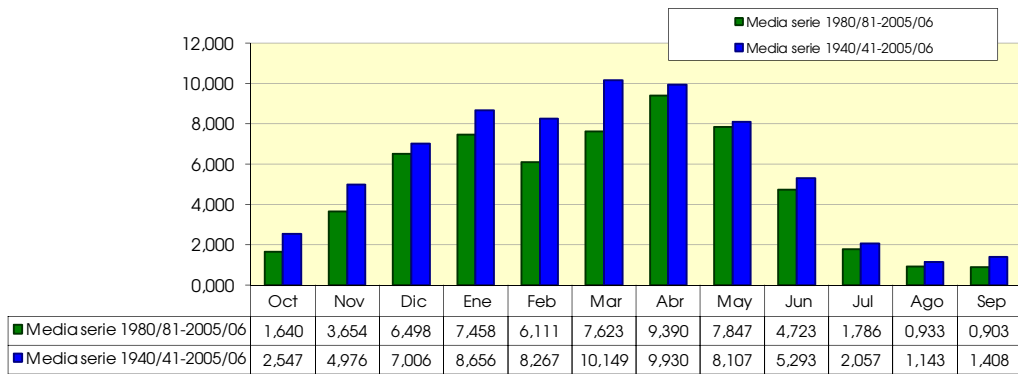
Serie completa

	Oct	Nov	Dic	Ene	Feb	Mar	Abr	May	Jun	Jul	Ago	Sep	Total
Máximo	15,435	30,618	43,237	27,629	31,070	48,231	40,233	27,268	31,720	9,421	6,613	7,164	176,403
Mínimo	0,124	0,384	0,429	0,529	0,683	1,446	1,506	1,813	0,418	0,268	0,122	0,079	16,583
Media	2,547	4,976	7,006	8,656	8,267	10,149	9,930	8,107	5,293	2,057	1,143	1,408	69,540
Percentil 1%	0,149	0,526	0,587	0,768	0,798	1,500	1,650	1,822	0,555	0,278	0,139	0,113	18,502
Percentil 5%	0,260	0,668	0,933	1,487	1,235	1,873	2,404	2,227	1,052	0,335	0,261	0,202	25,396
Percentil 10%	0,350	0,754	1,329	1,853	1,818	2,562	2,716	2,832	1,309	0,433	0,276	0,267	28,323
Percentil 25%	0,565	1,306	2,817	3,466	3,757	3,820	4,285	3,643	1,969	0,805	0,432	0,458	44,649
Percentil 50%	1,131	2,449	4,912	6,414	6,765	7,664	8,397	5,653	3,924	1,439	0,754	0,862	67,325
Desviación típica	3,225	6,208	6,779	6,995	6,301	8,373	7,286	6,013	5,058	1,932	1,080	1,593	35,434
Coef. variación	1,266	1,248	0,968	0,808	0,762	0,825	0,734	0,742	0,956	0,939	0,945	1,132	0,510

1980/2005
(hm³)

Serie para asignación y reserva

	Oct	Nov	Dic	Ene	Feb	Mar	Abr	May	Jun	Jul	Ago	Sep	Total
Máximo	7,556	16,101	20,100	27,629	22,962	48,231	40,233	27,268	31,720	9,421	6,613	6,579	176,403
Mínimo	0,124	0,384	0,429	0,529	0,683	1,446	1,506	1,951	0,418	0,283	0,122	0,079	16,583
Media	1,640	3,654	6,498	7,458	6,111	7,623	9,390	7,847	4,723	1,786	0,933	0,903	58,566
Percentil 1%	0,134	0,453	0,490	0,621	0,727	1,466	1,561	2,013	0,528	0,292	0,128	0,092	17,321
Percentil 5%	0,172	0,662	0,706	0,902	0,921	1,581	1,854	2,313	0,904	0,324	0,176	0,148	20,403
Percentil 10%	0,227	0,722	1,060	1,220	1,281	1,828	2,316	2,830	1,060	0,338	0,263	0,201	24,102
Percentil 25%	0,456	1,062	2,104	3,065	2,658	2,907	3,302	3,307	1,478	0,485	0,321	0,285	28,690
Percentil 50%	0,993	1,809	4,831	5,203	4,182	4,756	5,766	5,073	2,545	0,995	0,435	0,582	50,249
Desviación típica	1,991	4,128	5,582	6,546	5,225	9,410	9,538	6,307	6,199	2,312	1,354	1,271	39,275
Coef. variación	1,214	1,130	0,859	0,878	0,855	1,234	1,016	0,804	1,313	1,295	1,451	1,408	0,671



707. Barranco Valdemurillo

(hm ²)	Oct	Nov	Dic	Ene	Feb	Mar	Abr	May	Jun	Jul	Ago	Sep	Total
1940/41	0.536	0.206	0.107	0.451	0.365	0.236	0.277	0.406	0.214	0.111	0.068	0.108	3.085
1941/42	0.045	0.066	0.067	0.161	0.070	0.052	0.263	0.119	0.066	0.031	0.036	0.053	1.027
1942/43	0.053	0.052	0.082	0.081	0.087	0.055	0.094	0.074	0.041	0.056	0.038	0.057	0.770
1943/44	0.036	0.044	0.128	0.062	0.033	0.026	0.042	0.073	0.056	0.021	0.017	0.080	0.617
1944/45	0.062	0.048	0.056	0.253	0.087	0.064	0.052	0.035	0.031	0.054	0.077	0.032	0.851
1945/46	0.011	0.055	0.128	0.118	0.046	0.042	0.333	0.585	0.204	0.032	0.018	0.013	1.585
1946/47	0.012	0.012	0.142	0.104	0.278	0.232	0.104	0.133	0.088	0.028	0.032	0.173	1.341
1947/48	0.061	0.019	0.082	0.282	0.132	0.073	0.057	0.055	0.042	0.026	0.018	0.011	0.858
1948/49	0.022	0.015	0.020	0.024	0.022	0.061	0.096	0.097	0.102	0.047	0.034	0.325	0.866
1949/50	0.102	0.047	0.039	0.059	0.068	0.050	0.069	0.159	0.087	0.030	0.017	0.009	0.737
1950/51	0.023	0.029	0.209	0.185	0.146	0.121	0.169	0.136	0.144	0.093	0.038	0.031	1.324
1951/52	0.063	0.080	0.133	0.186	0.086	0.101	0.147	0.101	0.046	0.236	0.121	0.042	1.341
1952/53	0.077	0.075	0.085	0.102	0.051	0.032	0.086	0.048	0.237	0.094	0.020	0.012	0.919
1953/54	0.479	0.135	0.075	0.054	0.066	0.095	0.068	0.172	0.151	0.062	0.020	0.014	1.390
1954/55	0.017	0.058	0.039	0.064	0.117	0.076	0.055	0.054	0.082	0.073	0.046	0.025	0.706
1955/56	0.058	0.047	0.112	0.164	0.105	0.358	0.215	0.345	0.149	0.034	0.020	0.064	1.671
1956/57	0.041	0.133	0.065	0.023	0.040	0.039	0.063	0.133	0.272	0.096	0.020	0.016	0.941
1957/58	0.023	0.027	0.022	0.216	0.113	0.084	0.052	0.078	0.109	0.044	0.031	0.037	0.835
1958/59	0.026	0.057	0.269	0.187	0.064	0.173	0.126	0.246	0.248	0.111	0.035	0.138	1.681
1959/60	0.174	0.161	0.404	0.300	0.273	0.213	0.092	0.069	0.050	0.039	0.020	0.038	1.834
1960/61	0.290	0.157	0.278	0.290	0.112	0.043	0.064	0.154	0.098	0.031	0.033	0.300	1.850
1961/62	0.359	0.630	0.301	0.463	0.460	0.275	0.250	0.211	0.110	0.032	0.017	0.074	3.183
1962/63	0.071	0.050	0.080	0.168	0.096	0.157	0.137	0.074	0.209	0.085	0.031	0.044	1.200
1963/64	0.025	0.060	0.107	0.046	0.091	0.144	0.133	0.077	0.035	0.023	0.016	0.018	0.775
1964/65	0.030	0.036	0.062	0.123	0.080	0.125	0.116	0.066	0.028	0.011	0.009	0.042	0.728
1965/66	0.100	0.129	0.132	0.160	0.220	0.133	0.136	0.167	0.099	0.038	0.017	0.014	1.344
1966/67	0.077	0.165	0.095	0.071	0.059	0.044	0.053	0.058	0.042	0.024	0.014	0.010	0.713
1967/68	0.032	0.372	0.233	0.076	0.084	0.159	0.188	0.146	0.057	0.019	0.024	0.019	1.411
1968/69	0.014	0.037	0.095	0.077	0.063	0.128	0.556	0.225	0.150	0.090	0.032	0.074	1.538
1969/70	0.056	0.033	0.090	0.481	0.203	0.071	0.038	0.037	0.077	0.040	0.017	0.009	1.151
1970/71	0.011	0.036	0.073	0.093	0.061	0.067	0.181	0.491	0.272	0.118	0.042	0.025	1.472
1971/72	0.018	0.059	0.112	0.130	0.185	0.220	0.113	0.085	0.119	0.072	0.030	0.209	1.353
1972/73	0.146	0.214	0.165	0.123	0.134	0.068	0.039	0.056	0.202	0.093	0.032	0.015	1.287
1973/74	0.017	0.026	0.120	0.114	0.150	0.407	0.206	0.073	0.051	0.034	0.078	0.043	1.318
1974/75	0.086	0.097	0.040	0.038	0.086	0.143	0.340	0.483	0.152	0.032	0.047	0.074	1.618
1975/76	0.031	0.114	0.121	0.097	0.145	0.104	0.324	0.187	0.099	0.079	0.080	0.045	1.424
1976/77	0.038	0.047	0.250	0.264	0.172	0.107	0.067	0.380	0.458	0.223	0.077	0.022	2.105
1977/78	0.040	0.032	0.073	0.317	0.232	0.171	0.369	0.300	0.215	0.069	0.016	0.012	1.845
1978/79	0.019	0.029	0.099	0.350	0.306	0.208	0.206	0.171	0.081	0.043	0.021	0.049	1.581
1979/80	0.132	0.139	0.114	0.074	0.123	0.268	0.184	0.319	0.157	0.045	0.027	0.022	1.602
1980/81	0.025	0.068	0.091	0.101	0.087	0.082	0.429	0.194	0.067	0.023	0.016	0.020	1.205
1981/82	0.016	0.009	0.143	0.116	0.111	0.065	0.033	0.069	0.057	0.031	0.019	0.018	0.688
1982/83	0.061	0.146	0.234	0.084	0.045	0.082	0.111	0.067	0.026	0.050	0.181	0.074	1.162
1983/84	0.012	0.031	0.066	0.071	0.126	0.127	0.085	0.335	0.177	0.051	0.011	0.006	1.098
1984/85	0.032	0.381	0.162	0.057	0.103	0.174	0.119	0.233	0.083	0.026	0.018	0.011	1.400
1985/86	0.006	0.038	0.046	0.072	0.085	0.078	0.104	0.081	0.037	0.015	0.013	0.054	0.628
1986/87	0.056	0.026	0.031	0.115	0.174	0.153	0.101	0.060	0.050	0.066	0.036	0.016	0.885
1987/88	0.085	0.107	0.198	0.281	0.168	0.070	0.971	0.626	0.670	0.203	0.038	0.013	3.431
1988/89	0.022	0.029	0.016	0.008	0.047	0.048	0.178	0.154	0.066	0.027	0.026	0.016	0.637
1989/90	0.008	0.082	0.154	0.130	0.046	0.014	0.055	0.146	0.303	0.094	0.022	0.021	1.076
1990/91	0.036	0.055	0.059	0.059	0.122	0.216	0.594	0.249	0.072	0.020	0.012	0.060	1.554
1991/92	0.096	0.099	0.052	0.014	0.011	0.067	0.060	0.143	0.257	0.094	0.031	0.023	0.946
1992/93	0.247	0.103	0.075	0.038	0.027	0.061	0.093	0.250	0.138	0.036	0.011	0.040	1.119
1993/94	0.099	0.068	0.078	0.092	0.080	0.042	0.031	0.047	0.030	0.017	0.014	0.036	0.635
1994/95	0.108	0.083	0.103	0.168	0.126	0.077	0.054	0.056	0.031	0.016	0.027	0.019	0.868
1995/96	0.010	0.045	0.385	0.461	0.412	0.200	0.132	0.086	0.043	0.033	0.027	0.020	1.855
1996/97	0.017	0.077	0.315	0.645	0.188	0.036	0.079	0.308	0.184	0.132	0.113	0.044	2.138
1997/98	0.020	0.189	0.286	0.150	0.067	0.052	0.104	0.101	0.110	0.046	0.018	0.043	1.186
1998/99	0.048	0.051	0.041	0.100	0.119	0.107	0.106	0.072	0.052	0.107	0.047	0.088	0.938
1999/00	0.102	0.193	0.170	0.099	0.039	0.026	0.100	0.117	0.052	0.016	0.012	0.016	0.943
2000/01	0.063	0.122	0.151	0.384	0.158	0.170	0.080	0.029	0.016	0.023	0.032	0.015	1.243
2001/02	0.027	0.044	0.021	0.027	0.031	0.034	0.042	0.109	0.072	0.027	0.049	0.031	0.515
2002/03	0.077	0.118	0.254	0.357	0.472	0.212	0.144	0.309	0.122	0.028	0.028	0.149	2.271
2003/04	0.223	0.216	0.158	0.230	0.242	0.226	0.333	0.299	0.109	0.065	0.035	0.121	2.259
2004/05	0.083	0.066	0.106	0.076	0.060	0.047	0.055	0.115	0.066	0.022	0.010	0.011	0.719
2005/06	0.086	0.270	0.132	0.067	0.138	0.116	0.171	0.096	0.410	0.136	0.027	0.040	1.688

707. Barranco Valdemurillo

1940/2005
(hm³)

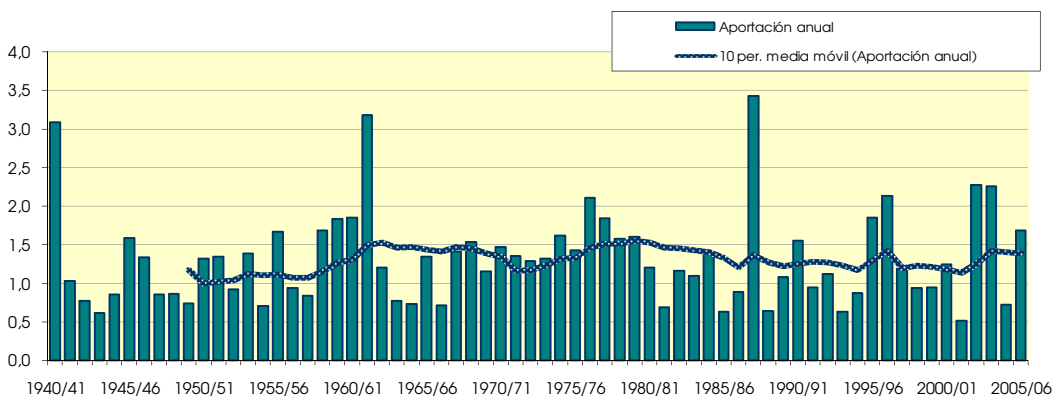
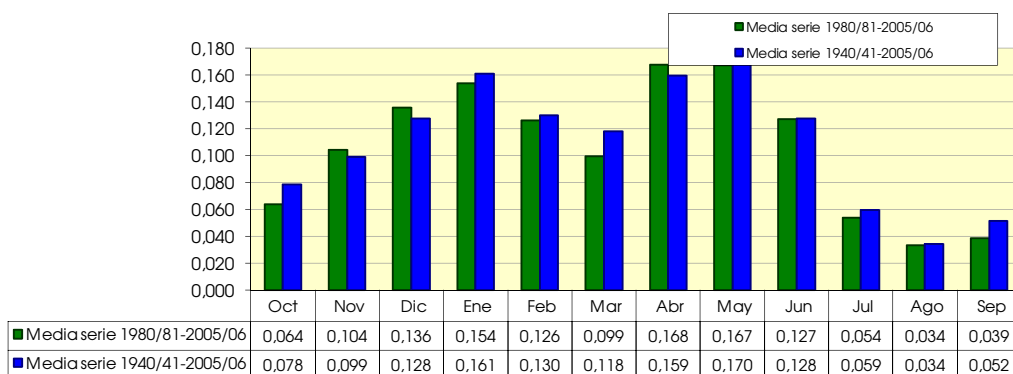
Serie completa

	Oct	Nov	Dic	Ene	Feb	Mar	Abr	May	Jun	Jul	Ago	Sep	Total
Máximo	0,536	0,630	0,404	0,645	0,472	0,407	0,971	0,626	0,670	0,236	0,181	0,325	3,431
Mínimo	0,006	0,009	0,016	0,008	0,011	0,014	0,031	0,029	0,016	0,011	0,009	0,006	0,515
Media	0,078	0,099	0,128	0,161	0,130	0,118	0,159	0,170	0,128	0,059	0,034	0,052	1,318
Percentil 1%	0,008	0,011	0,019	0,012	0,018	0,022	0,032	0,033	0,022	0,013	0,010	0,008	0,581
Percentil 5%	0,011	0,021	0,024	0,025	0,031	0,033	0,040	0,047	0,030	0,016	0,011	0,010	0,635
Percentil 10%	0,013	0,028	0,039	0,042	0,043	0,040	0,052	0,056	0,036	0,020	0,013	0,012	0,710
Percentil 25%	0,023	0,039	0,068	0,071	0,065	0,056	0,065	0,073	0,052	0,027	0,017	0,016	0,866
Percentil 50%	0,047	0,063	0,107	0,115	0,104	0,090	0,105	0,126	0,093	0,041	0,027	0,032	1,224
Desviación típica	0,102	0,102	0,088	0,134	0,100	0,082	0,156	0,135	0,113	0,048	0,029	0,062	0,605
Coef. variación	1,295	1,026	0,689	0,833	0,770	0,695	0,980	0,795	0,888	0,805	0,849	1,197	0,459

1980/2005
(hm³)

Serie para asignación y reserva

	Oct	Nov	Dic	Ene	Feb	Mar	Abr	May	Jun	Jul	Ago	Sep	Total
Máximo	0,247	0,381	0,385	0,645	0,472	0,226	0,971	0,626	0,670	0,203	0,181	0,149	3,431
Mínimo	0,006	0,009	0,016	0,008	0,011	0,014	0,031	0,029	0,016	0,015	0,010	0,006	0,515
Media	0,064	0,104	0,136	0,154	0,126	0,099	0,168	0,167	0,127	0,054	0,034	0,039	1,272
Percentil 1%	0,007	0,013	0,017	0,009	0,015	0,017	0,032	0,033	0,019	0,015	0,010	0,008	0,543
Percentil 5%	0,009	0,026	0,023	0,017	0,028	0,028	0,035	0,049	0,027	0,016	0,011	0,011	0,630
Percentil 10%	0,011	0,030	0,036	0,032	0,035	0,035	0,048	0,058	0,031	0,017	0,011	0,012	0,636
Percentil 25%	0,021	0,047	0,060	0,068	0,050	0,049	0,064	0,074	0,050	0,023	0,014	0,016	0,872
Percentil 50%	0,052	0,079	0,119	0,100	0,107	0,077	0,102	0,116	0,070	0,032	0,027	0,022	1,108
Desviación típica	0,060	0,085	0,096	0,153	0,109	0,065	0,208	0,132	0,145	0,047	0,036	0,035	0,669
Coef. variación	0,943	0,818	0,710	0,997	0,862	0,652	1,240	0,787	1,142	0,873	1,084	0,905	0,526



708. Barranco Panizares

(hm ²)	Oct	Nov	Dic	Ene	Feb	Mar	Abr	May	Jun	Jul	Ago	Sep	Total
1940/41	0,001	0,000	0,000	0,000	0,001	0,000	0,003	0,013	0,003	0,000	0,000	0,000	0,022
1941/42	0,000	0,000	0,000	0,000	0,000	0,000	0,001	0,000	0,000	0,000	0,000	0,000	0,001
1942/43	0,000	0,000	0,000	0,000	0,000	0,000	0,000	0,000	0,000	0,000	0,000	0,000	0,000
1943/44	0,000	0,000	0,000	0,000	0,000	0,000	0,000	0,000	0,000	0,000	0,000	0,000	0,000
1944/45	0,000	0,000	0,000	0,000	0,000	0,000	0,000	0,000	0,000	0,000	0,000	0,000	0,000
1945/46	0,000	0,000	0,000	0,000	0,000	0,000	0,000	0,005	0,000	0,000	0,000	0,000	0,005
1946/47	0,000	0,000	0,000	0,000	0,000	0,000	0,000	0,000	0,000	0,000	0,000	0,000	0,000
1947/48	0,000	0,000	0,000	0,000	0,000	0,000	0,000	0,000	0,000	0,000	0,000	0,000	0,000
1948/49	0,000	0,000	0,000	0,000	0,000	0,000	0,000	0,000	0,000	0,000	0,000	0,002	0,002
1949/50	0,000	0,000	0,000	0,000	0,000	0,000	0,000	0,000	0,000	0,000	0,000	0,000	0,000
1950/51	0,000	0,000	0,000	0,000	0,000	0,000	0,000	0,000	0,002	0,000	0,000	0,000	0,002
1951/52	0,000	0,000	0,000	0,000	0,000	0,000	0,000	0,000	0,000	0,000	0,000	0,000	0,000
1952/53	0,000	0,000	0,000	0,000	0,000	0,000	0,000	0,000	0,001	0,000	0,000	0,000	0,001
1953/54	0,002	0,000	0,000	0,000	0,000	0,000	0,000	0,003	0,001	0,000	0,000	0,000	0,007
1954/55	0,000	0,000	0,000	0,000	0,000	0,000	0,000	0,000	0,000	0,000	0,000	0,000	0,000
1955/56	0,000	0,000	0,000	0,000	0,000	0,005	0,000	0,023	0,000	0,000	0,000	0,000	0,028
1956/57	0,000	0,000	0,000	0,000	0,000	0,000	0,000	0,000	0,000	0,000	0,000	0,000	0,000
1957/58	0,000	0,000	0,000	0,000	0,000	0,000	0,000	0,000	0,000	0,000	0,000	0,000	0,000
1958/59	0,000	0,000	0,000	0,000	0,000	0,001	0,000	0,004	0,003	0,000	0,000	0,000	0,008
1959/60	0,000	0,000	0,007	0,001	0,006	0,005	0,000	0,001	0,000	0,000	0,000	0,000	0,019
1960/61	0,000	0,000	0,000	0,000	0,000	0,000	0,000	0,000	0,000	0,000	0,000	0,002	0,002
1961/62	0,000	0,013	0,000	0,003	0,010	0,004	0,005	0,003	0,000	0,000	0,000	0,000	0,039
1962/63	0,000	0,000	0,000	0,000	0,000	0,000	0,000	0,000	0,000	0,000	0,000	0,000	0,000
1963/64	0,000	0,000	0,000	0,000	0,000	0,000	0,000	0,000	0,000	0,000	0,000	0,000	0,000
1964/65	0,000	0,000	0,000	0,000	0,000	0,000	0,000	0,000	0,000	0,000	0,000	0,000	0,000
1965/66	0,000	0,000	0,000	0,000	0,000	0,000	0,000	0,000	0,000	0,000	0,000	0,000	0,000
1966/67	0,000	0,000	0,000	0,000	0,000	0,000	0,000	0,000	0,000	0,000	0,000	0,000	0,000
1967/68	0,000	0,001	0,000	0,000	0,000	0,000	0,000	0,000	0,000	0,000	0,000	0,000	0,001
1968/69	0,000	0,000	0,000	0,000	0,000	0,000	0,003	0,000	0,000	0,000	0,000	0,000	0,003
1969/70	0,000	0,000	0,000	0,001	0,000	0,000	0,000	0,000	0,000	0,000	0,000	0,000	0,001
1970/71	0,000	0,000	0,000	0,000	0,000	0,000	0,010	0,001	0,000	0,000	0,000	0,000	0,011
1971/72	0,000	0,000	0,000	0,000	0,000	0,001	0,000	0,000	0,000	0,000	0,000	0,002	0,003
1972/73	0,000	0,002	0,000	0,000	0,000	0,000	0,000	0,000	0,002	0,000	0,000	0,000	0,004
1973/74	0,000	0,000	0,000	0,000	0,000	0,005	0,000	0,000	0,000	0,000	0,000	0,000	0,005
1974/75	0,000	0,000	0,000	0,000	0,000	0,000	0,006	0,015	0,000	0,000	0,000	0,000	0,022
1975/76	0,000	0,000	0,000	0,000	0,000	0,000	0,004	0,000	0,000	0,000	0,000	0,000	0,004
1976/77	0,000	0,000	0,000	0,000	0,000	0,000	0,000	0,003	0,005	0,000	0,000	0,000	0,008
1977/78	0,000	0,000	0,000	0,000	0,000	0,000	0,001	0,001	0,001	0,000	0,000	0,000	0,004
1978/79	0,000	0,000	0,000	0,000	0,000	0,000	0,000	0,000	0,000	0,000	0,000	0,000	0,000
1979/80	0,000	0,000	0,000	0,000	0,000	0,000	0,000	0,003	0,000	0,000	0,000	0,000	0,004
1980/81	0,000	0,000	0,000	0,000	0,000	0,000	0,003	0,000	0,000	0,000	0,000	0,000	0,003
1981/82	0,000	0,000	0,000	0,000	0,000	0,000	0,000	0,000	0,000	0,000	0,000	0,000	0,000
1982/83	0,000	0,000	0,000	0,000	0,000	0,000	0,000	0,000	0,000	0,000	0,000	0,000	0,000
1983/84	0,000	0,000	0,000	0,000	0,000	0,000	0,000	0,006	0,000	0,000	0,000	0,000	0,006
1984/85	0,000	0,002	0,000	0,000	0,000	0,001	0,000	0,004	0,000	0,000	0,000	0,000	0,006
1985/86	0,000	0,000	0,000	0,000	0,000	0,000	0,000	0,000	0,000	0,000	0,000	0,000	0,000
1986/87	0,000	0,000	0,000	0,000	0,000	0,000	0,000	0,000	0,000	0,000	0,000	0,000	0,000
1987/88	0,000	0,000	0,000	0,000	0,000	0,000	0,015	0,015	0,017	0,000	0,000	0,000	0,047
1988/89	0,000	0,000	0,000	0,000	0,000	0,000	0,000	0,000	0,000	0,000	0,000	0,000	0,000
1989/90	0,000	0,000	0,000	0,000	0,000	0,000	0,000	0,000	0,001	0,000	0,000	0,000	0,002
1990/91	0,000	0,000	0,000	0,000	0,000	0,000	0,009	0,001	0,000	0,000	0,000	0,000	0,010
1991/92	0,000	0,000	0,000	0,000	0,000	0,000	0,000	0,000	0,002	0,000	0,000	0,000	0,002
1992/93	0,000	0,000	0,000	0,000	0,000	0,000	0,000	0,003	0,000	0,000	0,000	0,000	0,004
1993/94	0,000	0,000	0,000	0,000	0,000	0,000	0,000	0,000	0,000	0,000	0,000	0,000	0,000
1994/95	0,000	0,000	0,000	0,000	0,000	0,000	0,000	0,000	0,000	0,000	0,000	0,000	0,000
1995/96	0,000	0,000	0,001	0,002	0,005	0,004	0,003	0,001	0,000	0,000	0,000	0,000	0,014
1996/97	0,000	0,000	0,000	0,005	0,000	0,000	0,000	0,005	0,002	0,000	0,000	0,000	0,013
1997/98	0,000	0,000	0,000	0,000	0,000	0,000	0,000	0,000	0,000	0,000	0,000	0,000	0,000
1998/99	0,000	0,000	0,000	0,000	0,000	0,000	0,000	0,000	0,000	0,000	0,000	0,000	0,001
1999/00	0,000	0,000	0,000	0,000	0,000	0,000	0,000	0,002	0,000	0,000	0,000	0,000	0,002
2000/01	0,000	0,000	0,000	0,001	0,000	0,002	0,000	0,000	0,000	0,000	0,000	0,000	0,004
2001/02	0,000	0,000	0,000	0,000	0,000	0,000	0,000	0,000	0,000	0,000	0,000	0,000	0,000
2002/03	0,000	0,000	0,000	0,000	0,008	0,003	0,003	0,008	0,001	0,000	0,000	0,003	0,026
2003/04	0,001	0,000	0,000	0,001	0,005	0,011	0,014	0,009	0,000	0,000	0,000	0,001	0,042
2004/05	0,000	0,000	0,000	0,000	0,000	0,000	0,000	0,002	0,000	0,000	0,000	0,000	0,002
2005/06	0,000	0,000	0,000	0,000	0,000	0,000	0,003	0,000	0,010	0,000	0,000	0,000	0,015

708. Barranco Panizares

1940/2005
(hm³)

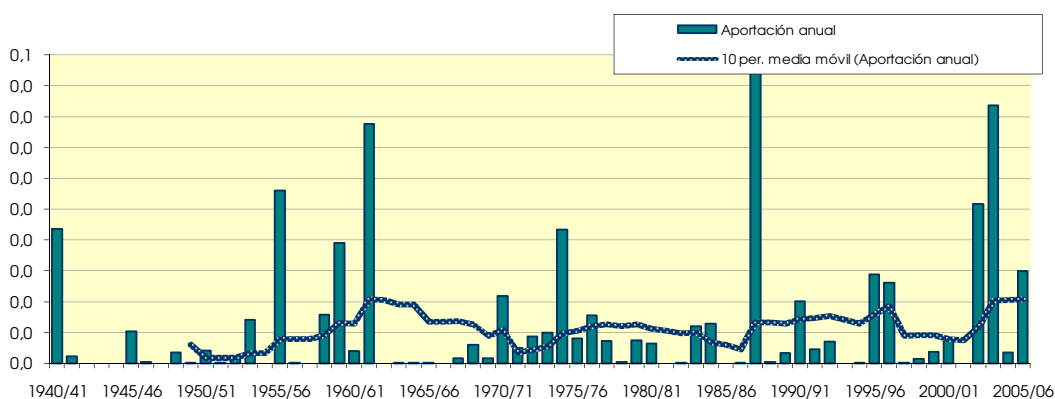
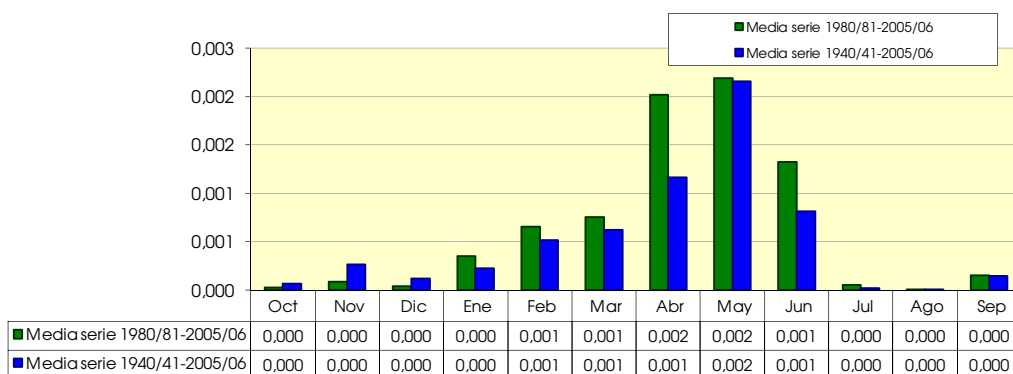
Serie completa

	Oct	Nov	Dic	Ene	Feb	Mar	Abr	May	Jun	Jul	Ago	Sep	Total
Máximo	0,002	0,013	0,007	0,005	0,010	0,011	0,015	0,023	0,017	0,000	0,000	0,003	0,047
Mínimo	0,000	0,000	0,000	0,000	0,000	0,000	0,000	0,000	0,000	0,000	0,000	0,000	0,000
Media	0,000	0,000	0,000	0,000	0,001	0,001	0,001	0,002	0,001	0,000	0,000	0,000	0,006
Percentil 1%	0,000	0,000	0,000	0,000	0,000	0,000	0,000	0,000	0,000	0,000	0,000	0,000	0,000
Percentil 5%	0,000	0,000	0,000	0,000	0,000	0,000	0,000	0,000	0,000	0,000	0,000	0,000	0,000
Percentil 10%	0,000	0,000	0,000	0,000	0,000	0,000	0,000	0,000	0,000	0,000	0,000	0,000	0,000
Percentil 25%	0,000	0,000	0,000	0,000	0,000	0,000	0,000	0,000	0,000	0,000	0,000	0,000	0,000
Percentil 50%	0,000	0,000	0,000	0,000	0,000	0,000	0,000	0,000	0,000	0,000	0,000	0,000	0,002
Desviación típica	0,000	0,002	0,001	0,001	0,002	0,002	0,003	0,004	0,003	0,000	0,000	0,001	0,010
Coef. variación	4,799	5,917	6,947	3,390	3,520	2,842	2,507	2,063	3,147	3,819	8,072	3,467	1,701

1980/2005
(hm³)

Serie para asignación y reserva

	Oct	Nov	Dic	Ene	Feb	Mar	Abr	May	Jun	Jul	Ago	Sep	Total
Máximo	0,001	0,002	0,001	0,005	0,008	0,011	0,015	0,015	0,017	0,000	0,000	0,003	0,047
Mínimo	0,000	0,000	0,000	0,000	0,000	0,000	0,000	0,000	0,000	0,000	0,000	0,000	0,000
Media	0,000	0,000	0,000	0,000	0,001	0,001	0,002	0,002	0,001	0,000	0,000	0,000	0,008
Percentil 1%	0,000	0,000	0,000	0,000	0,000	0,000	0,000	0,000	0,000	0,000	0,000	0,000	0,000
Percentil 5%	0,000	0,000	0,000	0,000	0,000	0,000	0,000	0,000	0,000	0,000	0,000	0,000	0,000
Percentil 10%	0,000	0,000	0,000	0,000	0,000	0,000	0,000	0,000	0,000	0,000	0,000	0,000	0,000
Percentil 25%	0,000	0,000	0,000	0,000	0,000	0,000	0,000	0,000	0,000	0,000	0,000	0,000	0,000
Percentil 50%	0,000	0,000	0,000	0,000	0,000	0,000	0,000	0,000	0,000	0,000	0,000	0,000	0,002
Desviación típica	0,000	0,000	0,000	0,001	0,002	0,002	0,004	0,004	0,004	0,000	0,000	0,001	0,013
Coef. variación	4,575	4,263	4,190	2,844	2,917	2,921	2,080	1,692	2,897	2,696	5,066	3,599	1,642



709. Río Cidacos, en toma de acequia de Espartal

(hm ²)	Oct	Nov	Dic	Ene	Feb	Mar	Abr	May	Jun	Jul	Ago	Sep	Total
1940/41	12,468	7,101	4,825	15,225	27,485	21,871	21,702	27,225	8,739	3,944	2,334	2,931	155,849
1941/42	1,107	3,804	2,945	7,781	3,281	4,828	20,031	4,902	3,002	1,126	1,335	1,753	55,895
1942/43	2,129	2,506	4,472	8,133	5,657	4,780	9,867	3,862	1,650	2,148	1,099	1,778	48,082
1943/44	0,984	1,963	6,889	2,537	1,846	1,896	4,245	3,380	2,355	0,702	0,492	2,002	29,291
1944/45	1,728	2,886	2,694	5,508	5,236	7,223	3,803	1,868	1,264	1,199	2,419	0,791	36,620
1945/46	0,322	2,323	9,960	3,543	1,647	2,576	19,662	24,655	6,073	0,904	0,512	0,323	72,500
1946/47	1,196	1,324	4,199	3,873	17,861	22,881	6,347	11,101	4,197	1,945	2,706	7,711	85,341
1947/48	5,604	3,365	7,557	20,132	9,978	5,862	4,351	5,721	3,734	2,095	1,299	1,015	70,711
1948/49	0,588	0,757	0,979	1,508	1,192	3,896	3,606	6,687	5,311	1,904	1,305	7,016	34,749
1949/50	3,568	1,590	1,838	2,002	4,458	3,363	4,403	5,327	3,604	0,907	0,477	0,283	31,819
1950/51	0,587	0,766	5,207	6,468	11,227	17,378	8,770	4,585	5,550	5,008	1,694	1,757	68,996
1951/52	10,668	24,698	7,242	11,345	12,379	10,325	19,344	7,653	1,783	6,194	3,439	2,600	117,670
1952/53	2,834	3,846	8,144	8,512	10,145	9,709	8,543	4,915	8,914	4,232	1,605	1,113	72,511
1953/54	12,848	3,334	5,221	7,254	12,227	15,604	6,297	16,300	19,063	3,791	1,791	1,579	105,308
1954/55	2,242	3,439	3,663	7,109	10,816	11,620	8,748	5,760	6,611	4,170	3,115	2,565	69,858
1955/56	3,422	5,229	9,892	17,726	5,420	31,157	18,627	15,339	4,685	1,166	0,717	1,754	115,135
1956/57	0,711	3,603	2,950	1,545	6,433	3,672	2,513	7,784	13,489	2,481	0,437	0,507	46,125
1957/58	0,702	0,923	0,950	5,630	8,500	13,920	8,486	2,842	2,962	1,069	0,487	0,948	47,417
1958/59	0,505	2,037	19,324	11,728	4,768	8,730	12,205	16,246	9,377	4,464	1,543	4,064	94,991
1959/60	4,993	16,509	44,191	24,594	31,610	19,187	8,610	4,653	2,004	1,593	1,376	1,755	161,076
1960/61	16,166	20,281	10,871	17,010	10,484	3,976	2,665	3,892	3,163	1,566	1,893	6,331	98,299
1961/62	12,161	33,100	25,208	24,821	14,986	27,478	10,967	7,746	5,835	1,357	1,091	2,119	166,869
1962/63	5,078	5,792	8,991	24,991	5,246	24,562	15,768	4,373	5,591	3,058	1,626	1,742	106,818
1963/64	0,930	5,223	9,518	1,970	7,371	12,432	13,124	3,604	1,532	0,849	0,586	0,601	57,741
1964/65	0,831	1,016	1,544	3,981	3,935	18,446	9,019	1,973	0,698	0,301	0,222	0,752	42,717
1965/66	3,854	11,874	8,553	10,247	16,178	12,146	14,977	10,570	8,486	2,129	0,897	0,684	100,594
1966/67	2,997	18,105	10,900	4,793	7,450	10,775	6,214	3,852	2,402	0,939	0,683	0,595	69,705
1967/68	0,921	19,429	12,616	11,670	10,611	11,124	13,383	7,090	2,904	0,850	0,818	0,644	92,061
1968/69	0,521	0,787	4,117	3,783	5,328	15,835	19,802	8,514	8,663	2,146	0,820	2,092	72,410
1969/70	1,618	1,481	7,811	27,000	9,244	7,603	2,837	2,388	2,179	0,693	0,337	0,232	63,423
1970/71	0,298	0,850	2,115	2,799	1,917	3,397	11,272	20,947	11,840	3,013	0,785	0,588	59,822
1971/72	0,520	1,655	3,314	5,764	21,526	18,321	8,190	9,146	4,700	2,638	0,853	7,114	83,742
1972/73	6,989	7,516	12,492	10,715	11,072	8,306	6,240	3,538	12,689	3,215	1,459	0,834	85,066
1973/74	0,862	1,372	4,096	8,181	8,044	24,292	13,380	4,878	2,731	1,924	2,075	0,966	72,800
1974/75	3,066	5,326	1,378	1,885	6,247	7,110	21,032	17,426	8,812	1,196	1,647	1,754	76,878
1975/76	0,762	3,919	5,524	3,644	11,934	8,173	14,212	6,705	3,748	3,285	2,182	1,552	65,640
1976/77	1,856	4,446	8,339	16,280	11,136	6,597	4,445	11,922	18,269	9,027	3,820	1,180	97,316
1977/78	1,528	1,122	4,840	10,646	19,010	11,794	12,986	13,958	7,164	2,136	0,500	0,317	86,001
1978/79	0,408	0,630	4,210	23,034	18,417	12,477	15,133	9,361	4,653	2,143	1,286	1,821	93,574
1979/80	3,966	6,592	3,474	5,520	6,227	16,977	10,998	17,141	8,978	1,472	0,583	0,394	82,322
1980/81	0,568	1,592	4,502	8,986	4,122	5,787	20,974	12,649	2,838	1,155	0,679	0,458	64,308
1981/82	0,446	0,407	3,637	5,404	4,973	3,776	3,152	3,425	3,712	0,666	0,326	0,251	30,176
1982/83	1,112	4,623	10,690	4,094	2,030	3,462	7,879	3,891	1,419	1,163	3,209	1,682	45,256
1983/84	0,288	0,764	2,595	3,093	4,203	8,608	8,674	14,373	8,642	1,499	0,178	0,099	53,015
1984/85	0,752	13,557	5,596	6,340	9,720	6,839	10,096	16,087	3,999	1,087	0,327	0,261	74,661
1985/86	0,147	0,728	0,857	1,577	3,055	3,268	4,552	3,136	1,102	0,504	0,309	1,176	20,411
1986/87	1,625	0,961	1,374	5,142	11,044	6,286	10,918	4,174	2,314	5,196	1,327	0,616	50,976
1987/88	1,981	2,896	8,501	12,147	9,452	6,012	44,227	29,562	34,874	10,294	1,653	0,830	162,429
1988/89	1,040	1,183	0,699	0,548	1,188	1,612	6,291	5,304	4,495	0,912	0,749	0,334	24,354
1989/90	0,228	1,786	6,495	4,735	2,191	1,471	2,754	3,923	8,764	1,887	0,502	0,409	35,146
1990/91	0,685	1,526	1,973	2,578	3,887	18,164	31,699	11,791	2,375	0,694	0,361	1,013	76,746
1991/92	1,957	2,584	2,642	0,940	0,703	1,829	5,788	3,768	6,341	2,458	0,991	0,673	30,673
1992/93	7,257	4,401	6,233	2,356	1,489	5,528	4,359	16,911	4,923	1,140	0,303	0,818	55,717
1993/94	2,712	2,120	2,990	6,943	3,306	3,308	1,770	2,291	1,294	0,575	0,402	0,899	28,609
1994/95	1,874	1,821	2,109	7,213	3,398	4,132	1,592	3,061	0,895	0,375	0,474	0,325	27,270
1995/96	0,183	1,097	14,367	19,919	17,952	10,833	8,653	6,018	1,558	0,624	0,471	0,334	82,008
1996/97	0,344	1,976	16,798	29,348	8,110	2,009	2,457	5,872	9,035	3,923	3,064	0,990	83,924
1997/98	0,505	8,943	20,434	6,754	5,518	2,879	5,339	5,994	5,570	1,251	0,376	0,746	64,311
1998/99	0,975	1,074	1,356	5,289	6,448	7,059	3,490	2,798	1,529	2,404	0,994	1,579	34,996
1999/00	2,438	6,973	10,462	4,803	4,379	2,179	9,093	5,476	1,788	0,359	0,378	0,337	48,665
2000/01	1,194	2,543	6,392	19,189	10,542	12,721	3,814	2,011	0,460	0,392	0,514	0,236	60,009
2001/02	0,497	0,827	0,457	0,918	0,882	2,671	2,452	4,884	1,850	0,439	0,849	0,553	17,278
2002/03	1,921	4,788	14,636	14,362	24,578	16,066	9,072	16,519	2,676	0,486	0,502	2,968	108,573
2003/04	6,282	11,986	10,546	13,650	10,032	14,169	15,740	16,036	5,567	1,891	0,629	1,888	108,418
2004/05	1,273	1,804	2,963	3,222	2,655	4,024	5,300	3,413	1,241	0,349	0,156	0,161	26,563
2005/06	7,792	16,656	15,421	11,404	9,597	48,406	26,147	11,049	12,664	8,374	6,741	6,681	180,933

709. Río Cidacos, en toma de acequia de Espartal

1940/2005
(hm³)

Serie completa

	Oct	Nov	Dic	Ene	Feb	Mar	Abr	May	Jun	Jul	Ago	Sep	Total
Máximo	16,166	33,100	44,191	29,348	31,610	48,406	44,227	29,562	34,874	10,294	6,741	7,711	180,933
Mínimo	0,147	0,407	0,457	0,548	0,703	1,471	1,592	1,868	0,460	0,301	0,156	0,099	17,278
Media	2,737	5,184	7,239	8,967	8,545	10,385	10,350	8,549	5,626	2,198	1,224	1,559	72,563

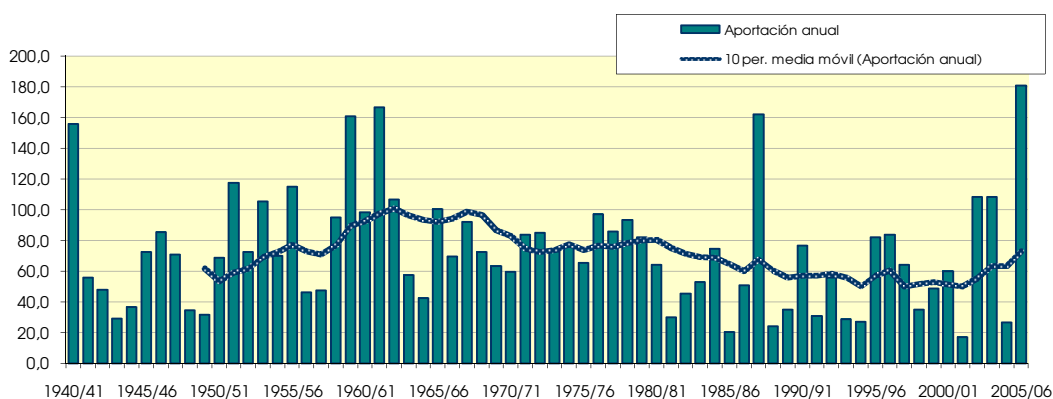
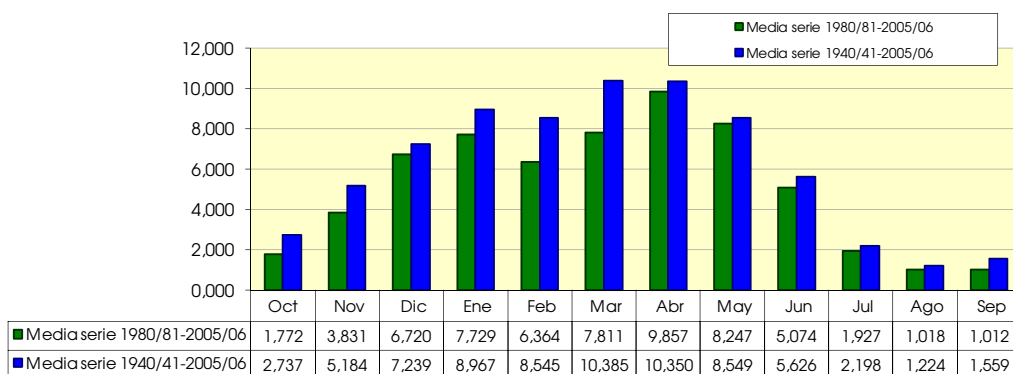
Percentil 1%	0,170	0,552	0,614	0,788	0,820	1,562	1,708	1,936	0,615	0,332	0,170	0,139	19,315
Percentil 5%	0,290	0,759	0,957	1,517	1,266	1,924	2,471	2,315	1,137	0,379	0,305	0,240	26,740
Percentil 10%	0,376	0,807	1,376	1,928	1,882	2,623	2,796	2,952	1,357	0,495	0,332	0,300	29,734
Percentil 25%	0,612	1,336	2,947	3,679	3,981	3,916	4,413	3,869	2,212	0,905	0,488	0,518	46,448
Percentil 50%	1,235	2,564	5,214	6,611	6,910	7,888	8,663	5,816	4,098	1,533	0,835	0,957	69,781
Desviación típica	3,476	6,486	6,954	7,281	6,517	8,510	7,773	6,420	5,443	2,050	1,115	1,758	37,154
Coef. variación	1,270	1,251	0,961	0,812	0,763	0,819	0,751	0,751	0,968	0,932	0,911	1,128	0,512

1980/2005
(hm³)

Serie para asignación y reserva

	Oct	Nov	Dic	Ene	Feb	Mar	Abr	May	Jun	Jul	Ago	Sep	Total
Máximo	7,792	16,656	20,434	29,348	24,578	48,406	44,227	29,562	34,874	10,294	6,741	6,681	180,933
Mínimo	0,147	0,407	0,457	0,548	0,703	1,471	1,592	2,011	0,460	0,349	0,156	0,099	17,278
Media	1,772	3,831	6,720	7,729	6,364	7,811	9,857	8,247	5,074	1,927	1,018	1,012	61,363

Percentil 1%	0,156	0,487	0,517	0,640	0,748	1,506	1,636	2,081	0,569	0,352	0,161	0,114	18,062
Percentil 5%	0,195	0,737	0,739	0,923	0,959	1,666	1,941	2,417	0,947	0,363	0,209	0,180	21,397
Percentil 10%	0,258	0,796	1,107	1,258	1,339	1,919	2,454	2,929	1,172	0,384	0,306	0,244	25,459
Percentil 25%	0,499	1,118	2,231	3,125	2,755	2,976	3,571	3,511	1,537	0,522	0,365	0,334	30,301
Percentil 50%	1,076	1,898	5,049	5,347	4,291	4,830	6,040	5,390	2,757	1,113	0,502	0,644	51,996
Desviación típica	2,105	4,320	5,737	6,907	5,540	9,484	10,268	6,689	6,817	2,479	1,401	1,326	41,321
Coef. variación	1,188	1,128	0,854	0,894	0,871	1,214	1,042	0,811	1,344	1,286	1,376	1,311	0,673



710. Río Cidacos, en azud de Molinos

(hm ²)	Oct	Nov	Dic	Ene	Feb	Mar	Abr	May	Jun	Jul	Ago	Sep	Total
1940/41	12.584	7.108	4.830	15.240	27.497	21.876	21.730	27.306	8.746	3.948	2.337	2.936	156.137
1941/42	1.109	3.809	2.947	7.783	3.282	4.829	20.054	4.904	3.004	1.127	1.338	1.755	55.943
1942/43	2.131	2.508	4.474	8.135	5.659	4.782	9.872	3.864	1.651	2.151	1.101	1.786	48.113
1943/44	0.986	1.965	6.894	2.539	1.848	1.897	4.247	3.384	2.357	0.703	0.493	2.008	29.321
1944/45	1.731	2.887	2.697	5.515	5.238	7.225	3.804	1.870	1.267	1.201	2.423	0.792	36.649
1945/46	0.323	2.332	9.964	3.546	1.648	2.577	19.694	24.767	6.078	0.908	0.515	0.326	72.678
1946/47	1.198	1.325	4.207	3.875	17.878	22.885	6.349	11.107	4.200	1.946	2.709	7.715	85.393
1947/48	5.606	3.366	7.562	20.146	9.981	5.865	4.354	5.723	3.736	2.097	1.301	1.016	70.751
1948/49	0.590	0.758	0.980	1.509	1.193	3.900	3.611	6.691	5.321	1.905	1.307	7.057	34.823
1949/50	3.572	1.593	1.841	2.004	4.461	3.366	4.405	5.330	3.606	0.908	0.478	0.284	31.849
1950/51	0.589	0.768	5.213	6.475	11.234	17.382	8.774	4.590	5.556	5.010	1.695	1.760	69.047
1951/52	10.671	24.700	7.245	11.352	12.384	10.334	19.353	7.660	1.785	6.198	3.441	2.603	117.725
1952/53	2.839	3.848	8.147	8.518	10.147	9.710	8.548	4.916	8.944	4.234	1.607	1.115	72.573
1953/54	12.937	3.339	5.235	7.259	12.231	15.617	6.301	16.313	19.078	3.793	1.793	1.580	105.476
1954/55	2.243	3.445	3.664	7.113	10.821	11.622	8.750	5.761	6.615	4.173	3.117	2.567	69.892
1955/56	3.428	5.231	9.900	17.734	5.425	31.172	18.634	15.508	4.689	1.169	0.720	1.761	115.370
1956/57	0.713	3.608	2.951	1.547	6.434	3.673	2.516	7.789	13.503	2.483	0.439	0.510	46.167
1957/58	0.703	0.925	0.951	5.638	8.501	13.922	8.487	2.847	2.967	1.071	0.488	0.950	47.449
1958/59	0.507	2.039	19.340	11.731	4.771	8.742	12.208	16.297	9.393	4.466	1.546	4.080	95.119
1959/60	5.004	16.526	44.219	24.607	31.618	19.208	8.614	4.658	2.007	1.596	1.378	1.758	161.191
1960/61	16.190	20.285	10.900	17.023	10.487	3.978	2.670	3.904	3.167	1.568	1.896	6.396	98.463
1961/62	12.184	33.320	25.222	24.902	15.152	27.534	11.054	7.780	5.838	1.359	1.094	2.128	167.567
1962/63	5.081	5.797	8.997	24.998	5.251	24.567	15.777	4.375	5.601	3.060	1.628	1.744	106.876
1963/64	0.932	5.226	9.531	1.972	7.380	12.441	13.134	3.606	1.534	0.851	0.588	0.605	57.800
1964/65	0.833	1.024	1.552	3.989	3.944	18.459	9.022	1.975	0.699	0.302	0.224	0.756	42.779
1965/66	3.865	11.883	8.561	10.257	16.196	12.151	14.985	10.577	8.489	2.131	0.898	0.685	100.678
1966/67	3.005	18.129	10.903	4.796	7.452	10.777	6.217	3.855	2.403	0.941	0.684	0.596	69.756
1967/68	0.922	19.605	12.632	11.679	10.618	11.137	13.400	7.096	2.907	0.853	0.822	0.646	92.318
1968/69	0.522	0.793	4.123	3.784	5.334	15.840	19.968	8.529	8.674	2.151	0.824	2.108	72.651
1969/70	1.621	1.482	7.817	27.056	9.254	7.605	2.840	2.390	2.191	0.695	0.339	0.233	63.524
1970/71	0.299	0.852	2.121	2.803	1.918	3.398	11.284	21.028	11.853	3.017	0.787	0.592	59.953
1971/72	0.522	1.657	3.318	5.769	21.534	18.327	8.192	9.148	4.704	2.639	0.854	7.127	83.792
1972/73	6.993	7.523	12.497	10.717	11.074	8.307	6.241	3.542	12.699	3.218	1.461	0.835	85.107
1973/74	0.863	1.375	4.098	8.182	8.047	24.306	13.384	4.880	2.733	1.926	2.081	0.968	72.843
1974/75	3.070	5.328	1.379	1.886	6.251	7.115	21.043	17.442	8.814	1.198	1.649	1.760	76.935
1975/76	0.764	3.926	5.534	3.648	11.941	8.177	14.229	6.710	3.752	3.289	2.185	1.554	65.708
1976/77	1.858	4.447	8.356	16.292	11.139	6.599	4.447	11.944	18.307	9.031	3.823	1.182	97.424
1977/78	1.541	1.125	4.841	10.661	19.016	11.796	12.997	13.962	7.168	2.138	0.501	0.319	86.065
1978/79	0.410	0.631	4.212	23.047	18.423	12.479	15.136	9.366	4.655	2.145	1.288	1.824	93.615
1979/80	3.973	6.595	3.476	5.521	6.232	16.986	11.001	17.149	8.981	1.474	0.585	0.396	82.369
1980/81	0.571	1.594	4.504	8.987	4.123	5.789	21.000	12.652	2.840	1.156	0.680	0.459	64.355
1981/82	0.447	0.408	3.646	5.408	4.983	3.778	3.154	3.428	3.714	0.668	0.329	0.253	30.215
1982/83	1.116	4.627	10.698	4.096	2.033	3.464	7.883	3.893	1.421	1.167	3.217	1.684	45.299
1983/84	0.289	0.770	2.596	3.095	4.206	8.614	8.675	14.389	8.645	1.501	0.179	0.100	53.058
1984/85	0.753	13.627	5.600	6.344	9.723	6.843	10.098	16.095	4.001	1.089	0.328	0.262	74.764
1985/86	0.148	0.732	0.859	1.579	3.057	3.270	4.556	3.139	1.104	0.505	0.310	1.180	20.440
1986/87	1.628	0.962	1.376	5.149	11.052	6.292	10.921	4.176	2.316	5.198	1.328	0.617	51.015
1987/88	1.992	2.901	8.520	12.169	9.456	6.014	44.506	29.677	35.081	10.304	1.659	0.833	163.113
1988/89	1.043	1.187	0.701	0.549	1.192	1.614	6.302	5.308	4.497	0.913	0.753	0.336	24.396
1989/90	0.229	1.791	6.500	4.739	2.193	1.472	2.757	3.933	8.773	1.889	0.503	0.413	35.193
1990/91	0.688	1.531	1.977	2.580	3.895	18.168	31.762	11.794	2.377	0.696	0.362	1.020	76.850
1991/92	1.964	2.587	2.644	0.941	0.704	1.831	5.789	3.774	6.359	2.460	0.994	0.676	30.723
1992/93	7.277	4.403	6.234	2.357	1.490	5.530	4.363	16.919	4.927	1.141	0.305	0.822	55.768
1993/94	2.715	2.123	2.993	6.944	3.308	3.310	1.772	2.294	1.296	0.577	0.403	0.903	28.637
1994/95	1.885	1.824	2.115	7.218	3.400	4.134	1.594	3.062	0.897	0.377	0.475	0.326	27.307
1995/96	0.184	1.099	14.402	19.961	17.984	10.850	8.668	6.021	1.560	0.627	0.473	0.335	82.164
1996/97	0.345	1.980	16.818	29.419	8.116	2.012	2.464	5.893	9.042	3.926	3.070	0.992	84.076
1997/98	0.507	8.950	20.444	6.758	5.520	2.881	5.342	5.998	5.578	1.253	0.378	0.756	64.365
1998/99	0.978	1.076	1.358	5.293	6.451	7.063	3.497	2.801	1.531	2.408	0.996	1.586	35.038
1999/00	2.444	6.980	10.466	4.805	4.381	2.180	9.099	5.482	1.791	0.361	0.380	0.338	48.706
2000/01	1.201	2.549	6.398	19.201	10.544	12.727	3.816	2.013	0.461	0.394	0.516	0.237	60.057
2001/02	0.499	0.829	0.458	0.918	0.883	2.672	2.454	4.888	1.853	0.440	0.852	0.554	17.300
2002/03	1.923	4.791	14.651	14.375	24.642	16.074	9.080	16.541	2.679	0.488	0.505	3.004	108.753
2003/04	6.294	11.994	10.550	13.657	10.049	14.204	15.841	16.075	5.571	1.897	0.632	1.897	108.661
2004/05	1.277	1.806	2.969	3.224	2.658	4.025	5.302	3.425	1.244	0.351	0.157	0.163	26.600
2005/06	7.805	16.673	15.425	11.407	9.605	48.409	26.162	11.052	12.697	8.377	6.743	6.686	181.042

710. Río Cidacos, en azud de Molinos

1940/2005
(hm³)

Serie completa

	Oct	Nov	Dic	Ene	Feb	Mar	Abr	May	Jun	Jul	Ago	Sep	Total
Máximo	16,190	33,320	44,219	29,419	31,618	48,409	44,506	29,677	35,081	10,304	6,743	7,715	181,042
Mínimo	0,148	0,408	0,458	0,549	0,704	1,472	1,594	1,870	0,461	0,302	0,157	0,100	17,300
Media	2,744	5,195	7,246	8,976	8,554	10,391	10,366	8,565	5,635	2,201	1,227	1,564	72,663

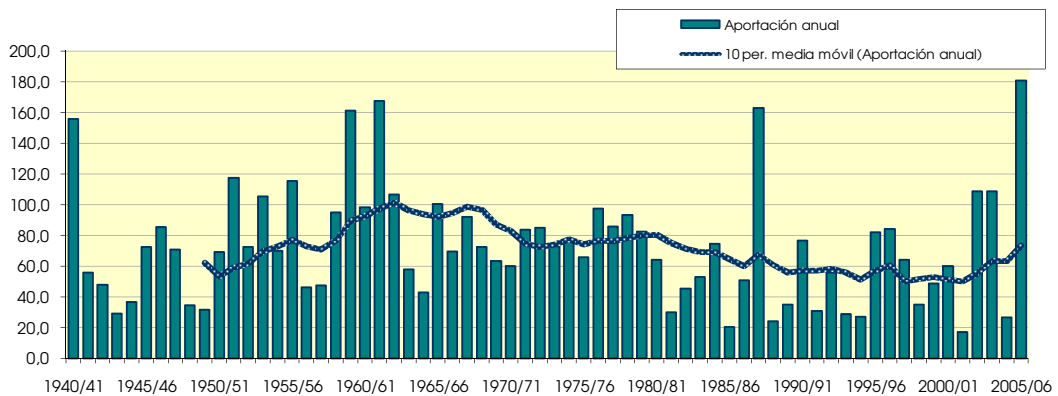
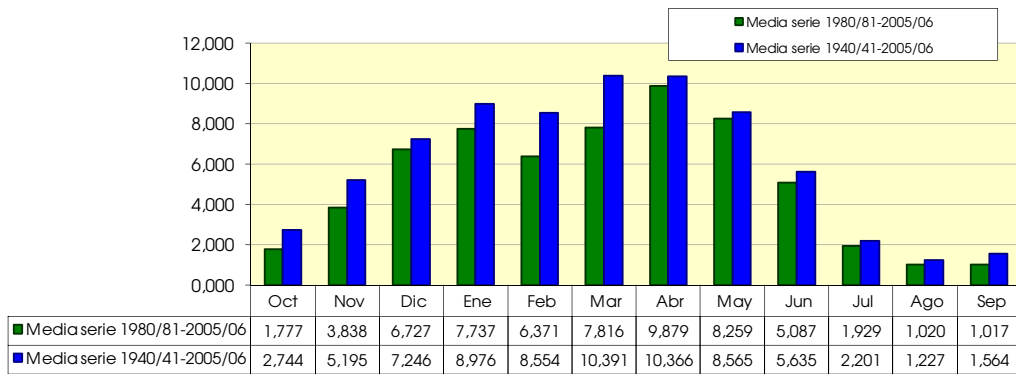
Percentil 1%	0,172	0,553	0,616	0,789	0,821	1,564	1,710	1,938	0,616	0,334	0,171	0,141	19,341
Percentil 5%	0,292	0,760	0,958	1,519	1,268	1,926	2,477	2,318	1,139	0,381	0,306	0,241	26,777
Percentil 10%	0,377	0,811	1,377	1,929	1,883	2,625	2,798	2,954	1,358	0,497	0,334	0,301	29,768
Percentil 25%	0,614	1,338	2,948	3,682	3,989	3,920	4,416	3,871	2,222	0,908	0,490	0,521	46,488
Percentil 50%	1,239	2,568	5,224	6,616	6,915	7,891	8,671	5,827	4,100	1,534	0,838	0,959	69,824
Desviación típica	3,488	6,509	6,959	7,292	6,524	8,514	7,802	6,441	5,464	2,050	1,115	1,764	37,235
Coef. variación	1,271	1,253	0,960	0,812	0,763	0,819	0,753	0,752	0,970	0,932	0,909	1,128	0,512

1980/2005
(hm³)

Serie para asignación y reserva

	Oct	Nov	Dic	Ene	Feb	Mar	Abr	May	Jun	Jul	Ago	Sep	Total
Máximo	7,805	16,673	20,444	29,419	24,642	48,409	44,506	29,677	35,081	10,304	6,743	6,686	181,042
Mínimo	0,148	0,408	0,458	0,549	0,704	1,472	1,594	2,013	0,461	0,351	0,157	0,100	17,300
Media	1,777	3,838	6,727	7,737	6,371	7,816	9,879	8,259	5,087	1,929	1,020	1,017	61,457

Percentil 1%	0,157	0,489	0,519	0,641	0,749	1,507	1,638	2,083	0,570	0,353	0,163	0,115	18,085
Percentil 5%	0,196	0,742	0,740	0,924	0,960	1,668	1,942	2,421	0,948	0,365	0,210	0,181	21,429
Percentil 10%	0,259	0,799	1,108	1,260	1,341	1,922	2,459	2,931	1,174	0,385	0,307	0,245	25,498
Percentil 25%	0,501	1,121	2,235	3,127	2,757	2,978	3,576	3,515	1,538	0,523	0,366	0,335	30,342
Percentil 50%	1,080	1,902	5,052	5,351	4,293	4,832	6,046	5,395	2,759	1,115	0,504	0,647	52,037
Desviación típica	2,109	4,329	5,742	6,920	5,551	9,485	10,314	6,706	6,855	2,480	1,401	1,329	41,415
Coef. variación	1,187	1,128	0,854	0,894	0,871	1,214	1,044	0,812	1,348	1,285	1,373	1,308	0,674



711. Río Cidacos en Calahorra

(hm ²)	Oct	Nov	Dic	Ene	Feb	Mar	Abr	May	Jun	Jul	Ago	Sep	Total
1940/41	12,875	7,138	4,854	15,338	27,596	21,911	21,823	27,497	8,771	3,961	2,347	2,949	157,060
1941/42	1,117	3,817	2,954	7,790	3,288	4,835	20,098	4,916	3,013	1,135	1,346	1,765	56,074
1942/43	2,138	2,516	4,481	8,141	5,664	4,787	9,882	3,869	1,657	2,157	1,108	1,812	48,211
1943/44	0,995	1,973	6,904	2,546	1,854	1,903	4,252	3,390	2,364	0,709	0,600	2,024	29,415
1944/45	1,738	2,893	2,703	5,539	5,245	7,231	3,809	1,874	1,272	1,208	2,430	0,798	36,740
1945/46	0,328	2,344	9,975	3,555	1,654	2,582	19,765	25,042	6,105	0,925	0,528	0,336	73,137
1946/47	1,205	1,331	4,224	3,882	17,973	22,903	6,358	11,122	4,208	1,953	2,716	7,754	85,629
1947/48	5,612	3,371	7,571	20,174	9,991	5,879	4,363	5,729	3,742	2,102	1,307	1,022	70,863
1948/49	0,595	0,763	0,984	1,514	1,198	3,907	3,620	6,696	5,333	1,912	1,314	7,187	35,024
1949/50	3,582	1,601	1,848	2,011	4,469	3,372	4,413	5,343	3,612	0,914	0,484	0,289	31,940
1950/51	0,593	0,773	5,236	6,491	11,251	17,398	8,802	4,605	5,585	5,017	1,702	1,766	69,219
1951/52	10,676	24,705	7,251	11,361	12,392	10,352	19,375	7,670	1,793	6,222	3,450	2,610	117,858
1952/53	2,850	3,854	8,153	8,529	10,154	9,716	8,568	4,922	9,018	4,245	1,615	1,122	72,745
1953/54	13,128	3,364	5,254	7,272	12,243	15,638	6,310	16,346	19,098	3,800	1,799	1,585	105,838
1954/55	2,249	3,450	3,670	7,120	10,830	11,629	8,756	5,767	6,623	4,180	3,125	2,573	69,973
1955/56	3,435	5,237	9,910	17,745	5,442	31,228	18,659	15,878	4,707	1,180	0,729	1,786	115,937
1956/57	0,720	3,618	2,958	1,552	6,439	3,679	2,522	7,797	13,529	2,495	0,449	0,518	46,275
1957/58	0,710	0,930	0,956	5,659	8,508	13,929	8,494	2,856	2,977	1,077	0,495	0,956	47,546
1958/59	0,513	2,045	19,370	11,741	4,779	8,808	12,219	16,425	9,463	4,476	1,554	4,103	95,496
1959/60	5,028	16,552	44,308	24,641	31,666	19,268	8,631	4,672	2,017	1,605	1,385	1,765	161,537
1960/61	16,253	20,297	10,980	17,063	10,496	3,986	2,680	3,923	3,177	1,577	1,904	6,583	98,919
1961/62	12,310	33,787	25,292	25,082	15,531	27,658	11,226	7,836	5,858	1,370	1,104	2,150	169,204
1962/63	5,091	5,806	9,005	25,009	5,261	24,588	15,792	4,383	5,634	3,069	1,636	1,753	107,026
1963/64	0,937	5,233	9,549	1,979	7,389	12,457	13,153	3,614	1,541	0,859	0,595	0,613	57,920
1964/65	0,840	1,032	1,563	4,003	3,956	18,490	9,036	1,984	0,706	0,308	0,229	0,761	42,907
1965/66	3,879	11,901	8,575	10,269	16,245	12,166	15,003	10,615	8,499	2,139	0,906	0,693	100,891
1966/67	3,016	18,159	10,914	4,806	7,460	10,784	6,223	3,861	2,410	0,947	0,691	0,602	69,872
1967/68	0,928	19,968	12,703	11,719	10,644	11,170	13,441	7,116	2,920	0,863	0,831	0,654	92,956
1968/69	0,528	0,800	4,133	3,792	5,342	15,849	20,260	8,578	8,706	2,172	0,838	2,130	73,126
1969/70	1,631	1,491	7,826	27,147	9,279	7,616	2,849	2,399	2,229	0,704	0,347	0,240	63,758
1970/71	0,304	0,857	2,126	2,810	1,924	3,403	11,301	21,186	11,886	3,030	0,799	0,602	60,227
1971/72	0,529	1,663	3,325	5,776	21,544	18,342	8,201	9,156	4,714	2,646	0,861	7,154	83,911
1972/73	7,001	7,540	12,506	10,724	11,079	8,312	6,246	3,549	12,723	3,226	1,470	0,843	85,218
1973/74	0,868	1,381	4,103	8,188	8,054	24,335	13,398	4,889	2,740	1,933	2,092	0,975	72,956
1974/75	3,077	5,335	1,386	1,892	6,257	7,123	21,066	17,506	8,826	1,208	1,658	1,770	77,103
1975/76	0,771	3,936	5,546	3,669	11,965	8,197	14,312	6,728	3,765	3,297	2,193	1,559	65,938
1976/77	1,863	4,453	8,399	16,321	11,152	6,612	4,455	12,026	18,400	9,047	3,834	1,190	97,752
1977/78	1,553	1,132	4,847	10,688	19,029	11,806	13,041	13,986	7,184	2,145	0,508	0,325	86,244
1978/79	0,415	0,636	4,218	23,068	18,438	12,490	15,148	9,376	4,663	2,152	1,294	1,829	93,728
1979/80	3,986	6,602	3,483	5,527	6,244	17,017	11,013	17,179	8,989	1,481	0,593	0,404	82,517
1980/81	0,578	1,601	4,510	8,993	4,129	5,795	21,075	12,661	2,847	1,162	0,685	0,464	64,500
1981/82	0,451	0,412	3,657	5,416	4,996	3,786	3,161	3,438	3,720	0,674	0,335	0,258	30,304
1982/83	1,123	4,639	10,713	4,103	2,043	3,475	7,891	3,900	1,427	1,184	3,251	1,692	45,440
1983/84	0,295	0,776	2,602	3,101	4,216	8,623	8,682	14,452	8,654	1,508	0,184	0,104	53,198
1984/85	0,757	13,799	5,616	6,355	9,732	6,859	10,106	16,132	4,009	1,096	0,336	0,269	75,065
1985/86	0,154	0,737	0,864	1,585	3,064	3,277	4,564	3,146	1,110	0,511	0,316	1,188	20,515
1986/87	1,634	0,967	1,380	5,158	11,065	6,311	10,932	4,182	2,321	5,203	1,334	0,624	51,112
1987/88	2,004	2,911	8,551	12,207	9,469	6,023	45,105	29,920	35,535	10,347	1,685	0,850	164,608
1988/89	1,055	1,196	0,707	0,554	1,197	1,621	6,336	5,317	4,503	0,919	0,761	0,343	24,507
1989/90	0,235	1,798	6,507	4,747	2,199	1,476	2,762	3,948	8,806	1,896	0,510	0,420	35,305
1990/91	0,693	1,536	1,983	2,585	3,907	18,179	31,934	11,811	2,385	0,702	0,368	1,029	77,112
1991/92	1,979	2,595	2,650	0,945	0,708	1,835	5,794	3,796	6,417	2,471	1,002	0,683	30,876
1992/93	7,317	4,412	6,241	2,363	1,495	5,535	4,368	16,946	4,937	1,148	0,311	0,827	55,900
1993/94	2,721	2,129	2,999	6,950	3,313	3,315	1,777	2,301	1,302	0,584	0,411	0,910	28,713
1994/95	1,900	1,832	2,122	7,229	3,407	4,140	1,600	3,068	0,902	0,382	0,482	0,331	27,394
1995/96	0,189	1,103	14,463	20,039	18,090	10,888	8,692	6,033	1,569	0,634	0,480	0,341	82,523
1996/97	0,350	1,985	16,858	29,571	8,140	2,028	2,481	5,943	9,060	3,936	3,082	1,000	84,435
1997/98	0,514	8,964	20,458	6,766	5,526	2,886	5,348	6,005	5,589	1,261	0,384	0,765	64,467
1998/99	0,985	1,082	1,362	5,299	6,456	7,072	3,517	2,808	1,538	2,418	1,001	1,602	35,140
1999/00	2,451	6,993	10,476	4,811	4,385	2,184	9,108	5,494	1,798	0,367	0,386	0,344	48,797
2000/01	1,212	2,561	6,408	19,244	10,553	12,753	3,824	2,020	0,468	0,400	0,523	0,244	60,210
2001/02	0,505	0,835	0,463	0,923	0,887	2,676	2,458	4,895	1,860	0,446	0,858	0,560	17,367
2002/03	1,929	4,797	14,682	14,408	24,878	16,117	9,112	16,608	2,690	0,497	0,513	3,106	109,337
2003/04	6,332	12,018	10,562	13,678	10,112	14,309	16,070	16,179	5,590	1,912	0,642	1,925	109,331
2004/05	1,284	1,812	2,976	3,230	2,664	4,030	5,308	3,447	1,251	0,358	0,163	0,168	26,691
2005/06	7,826	16,723	15,434	11,417	9,630	48,419	26,222	11,063	12,847	8,395	6,750	6,695	181,421

711. Río Cidacos en Calahorra

1940/2005
(hm³)

Serie completa

	Oct	Nov	Dic	Ene	Feb	Mar	Abr	May	Jun	Jul	Ago	Sep	Total
Máximo	16,253	33,787	44,308	29,571	31,666	48,419	45,105	29,920	35,535	10,347	6,750	7,754	181,421
Mínimo	0,154	0,412	0,463	0,554	0,708	1,476	1,600	1,874	0,468	0,308	0,163	0,104	17,367
Media	2,763	5,220	7,262	8,997	8,579	10,409	10,406	8,603	5,661	2,210	1,235	1,580	72,924

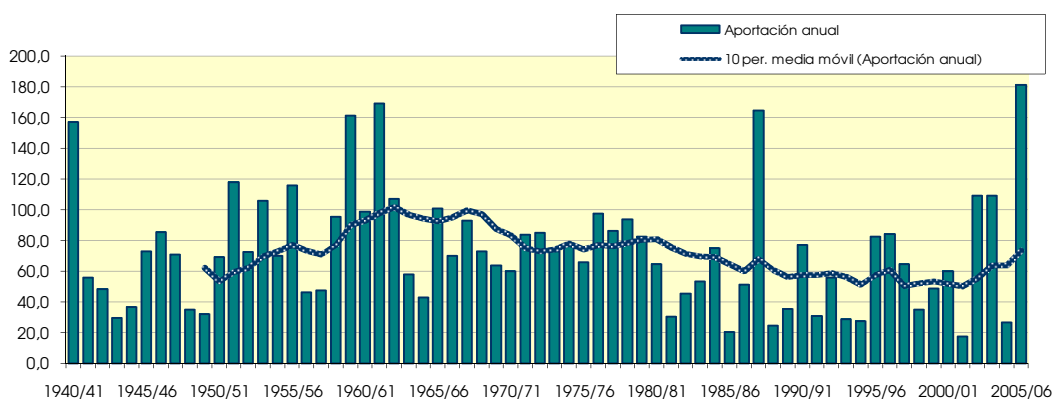
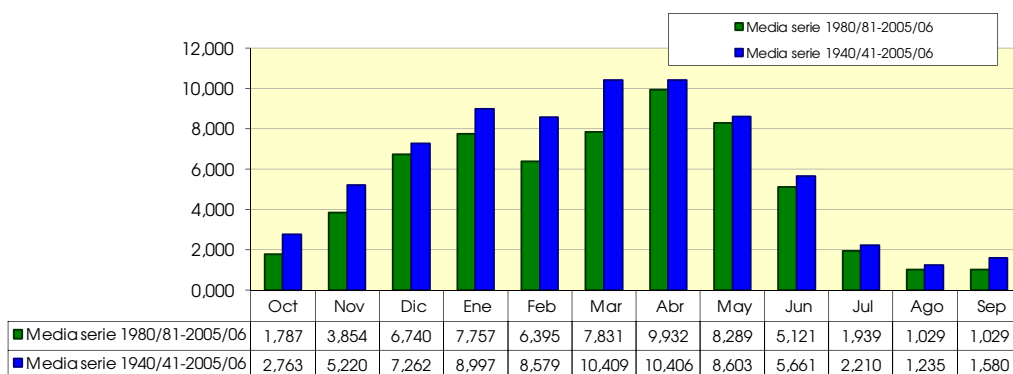
Percentil 1%	0,176	0,558	0,621	0,794	0,825	1,570	1,715	1,946	0,623	0,340	0,177	0,145	19,413
Percentil 5%	0,297	0,765	0,963	1,523	1,272	1,934	2,491	2,325	1,145	0,387	0,312	0,247	26,867
Percentil 10%	0,382	0,817	1,383	1,936	1,889	2,629	2,805	2,962	1,365	0,504	0,342	0,307	29,859
Percentil 25%	0,620	1,343	2,955	3,700	3,999	3,927	4,424	3,877	2,252	0,916	0,496	0,529	46,593
Percentil 50%	1,248	2,578	5,245	6,628	6,923	7,907	8,687	5,855	4,108	1,543	0,848	0,965	69,922
Desviación típica	3,519	6,558	6,973	7,315	6,551	8,524	7,865	6,491	5,511	2,054	1,117	1,782	37,441
Coef. variación	1,274	1,256	0,960	0,813	0,764	0,819	0,756	0,754	0,974	0,929	0,904	1,128	0,513

1980/2005
(hm³)

Serie para asignación y reserva

	Oct	Nov	Dic	Ene	Feb	Mar	Abr	May	Jun	Jul	Ago	Sep	Total
Máximo	7,826	16,723	20,458	29,571	24,878	48,419	45,105	29,920	35,535	10,347	6,750	6,695	181,421
Mínimo	0,154	0,412	0,463	0,554	0,708	1,476	1,600	2,020	0,468	0,358	0,163	0,104	17,367
Media	1,787	3,854	6,740	7,757	6,395	7,831	9,932	8,289	5,121	1,939	1,029	1,029	61,703

Percentil 1%	0,162	0,493	0,524	0,646	0,753	1,512	1,644	2,090	0,577	0,360	0,168	0,120	18,154
Percentil 5%	0,200	0,747	0,746	0,928	0,965	1,674	1,948	2,428	0,954	0,371	0,216	0,187	21,513
Percentil 10%	0,265	0,805	1,113	1,265	1,346	1,932	2,470	2,938	1,181	0,391	0,313	0,251	25,599
Percentil 25%	0,507	1,127	2,242	3,133	2,764	2,984	3,593	3,534	1,546	0,529	0,372	0,342	30,447
Percentil 50%	1,089	1,908	5,063	5,357	4,301	4,838	6,065	5,405	2,768	1,122	0,512	0,653	52,155
Desviación típica	2,117	4,351	5,750	6,949	5,593	9,491	10,418	6,747	6,941	2,486	1,404	1,336	41,650
Coef. variación	1,184	1,129	0,853	0,896	0,875	1,212	1,049	0,814	1,355	1,282	1,364	1,299	0,675



801. Embalse de Ciurana

(hm ²)	Oct	Nov	Dic	Ene	Feb	Mar	Abr	May	Jun	Jul	Ago	Sep	Total
1940/41	0,272	0,234	0,244	0,676	0,444	0,476	0,247	0,282	0,280	0,132	0,096	0,133	3,516
1941/42	0,116	0,145	0,170	0,197	0,172	0,268	5,306	0,984	0,803	0,336	0,224	0,169	8,888
1942/43	0,177	0,273	0,320	0,360	0,231	0,297	0,155	0,147	0,140	0,085	0,074	0,098	2,355
1943/44	0,124	0,152	1,038	0,830	0,676	0,780	0,337	0,322	0,317	0,145	0,107	0,094	4,922
1944/45	0,090	0,100	0,119	0,333	0,253	0,307	0,149	0,144	0,143	0,073	0,058	0,047	1,816
1945/46	0,042	0,190	0,248	0,519	0,384	0,432	1,054	1,881	1,262	0,530	0,343	0,238	7,123
1946/47	0,207	0,219	0,231	0,273	0,358	0,406	0,208	0,196	0,184	0,088	0,070	0,061	2,502
1947/48	0,067	0,083	0,098	0,131	0,118	0,231	0,721	1,428	0,543	0,231	0,156	0,114	3,923
1948/49	0,099	0,104	0,128	0,163	0,119	0,172	0,094	1,684	0,430	0,185	0,146	0,273	3,598
1949/50	0,202	0,238	0,249	0,279	0,181	0,203	0,104	0,303	0,221	0,102	0,075	0,056	2,213
1950/51	0,051	0,060	0,155	0,378	0,269	0,508	0,403	0,430	0,418	0,189	0,128	0,360	3,348
1951/52	0,731	0,477	0,561	0,688	0,450	0,534	0,282	0,339	0,320	0,153	0,113	0,083	4,732
1952/53	0,082	0,102	0,118	0,143	0,103	0,152	0,096	0,109	0,440	0,246	0,164	0,148	1,903
1953/54	0,200	0,204	0,524	0,524	0,336	1,025	0,399	0,548	0,493	0,221	0,146	0,104	4,724
1954/55	0,090	0,098	0,135	0,513	0,341	0,359	0,165	0,154	0,219	0,127	0,099	0,107	2,407
1955/56	0,112	0,131	0,261	0,321	0,209	1,862	0,586	1,790	0,831	0,352	0,232	0,169	6,856
1956/57	0,150	0,170	0,184	0,197	0,137	0,165	0,393	1,668	1,838	0,606	0,388	0,263	6,160
1957/58	0,275	0,286	0,304	0,346	0,230	0,252	0,129	0,130	0,127	0,064	0,052	0,052	2,247
1958/59	0,063	0,141	0,723	0,495	0,587	1,590	0,522	0,463	0,397	0,173	0,120	1,804	7,079
1959/60	0,623	0,612	0,663	0,831	0,639	1,318	0,579	0,544	0,905	0,287	0,190	0,141	7,331
1960/61	0,353	0,273	1,540	0,869	0,584	0,591	0,269	0,292	0,290	0,136	0,103	0,123	5,423
1961/62	0,133	0,522	0,491	0,545	0,376	0,416	0,383	0,370	0,346	0,157	0,114	0,137	3,992
1962/63	0,372	0,363	0,400	0,456	0,397	0,461	0,232	0,230	0,212	0,101	0,078	0,212	3,515
1963/64	0,167	0,178	0,223	0,266	0,259	0,325	0,161	0,155	0,156	0,082	0,066	0,073	2,110
1964/65	0,081	0,271	3,394	0,897	0,600	0,712	0,309	0,284	0,253	0,112	0,082	0,076	7,071
1965/66	0,590	0,378	0,393	0,457	0,359	0,412	0,212	0,221	0,212	0,103	0,078	0,064	3,480
1966/67	0,163	0,173	0,194	0,222	0,162	0,329	0,192	0,193	0,178	0,086	0,066	0,052	2,010
1967/68	0,064	1,850	1,034	1,052	0,652	0,720	0,344	0,395	0,413	0,192	0,140	0,104	6,960
1968/69	0,090	0,262	0,642	0,663	0,510	2,091	7,300	1,748	1,433	0,591	0,378	0,512	16,220
1969/70	0,618	0,589	0,624	0,704	0,454	0,462	0,213	0,985	0,414	0,180	0,123	0,088	5,455
1970/71	0,429	0,164	0,589	1,441	0,647	0,993	1,016	1,487	1,033	1,406	0,547	0,595	10,349
1971/72	0,769	1,634	2,680	4,179	1,758	2,638	1,132	3,353	2,828	0,968	0,646	0,958	23,542
1972/73	1,151	0,847	0,639	0,621	0,408	0,373	0,187	0,156	0,507	0,312	0,094	0,068	5,363
1973/74	0,081	0,143	1,626	0,567	0,443	9,765	0,950	0,596	0,469	0,087	0,131	0,242	15,099
1974/75	0,191	0,174	0,146	0,188	0,281	0,475	0,366	0,737	1,929	0,257	0,140	0,209	5,094
1975/76	0,104	0,110	0,336	0,229	0,200	0,274	0,702	0,435	0,197	0,128	0,434	0,143	3,292
1976/77	0,416	0,239	1,809	4,496	0,975	0,900	1,332	1,721	1,598	0,365	0,194	0,196	14,243
1977/78	0,661	0,406	0,661	0,514	0,370	0,847	0,595	0,470	0,389	0,148	0,124	0,115	5,301
1978/79	0,125	0,089	0,155	2,027	0,516	0,713	0,624	0,386	0,203	0,132	0,121	0,071	5,164
1979/80	0,776	0,323	0,277	0,295	0,226	0,271	0,179	0,350	0,212	0,092	0,059	0,068	3,127
1980/81	0,066	0,209	0,159	0,175	0,176	0,215	1,174	0,563	1,544	0,449	0,207	0,163	5,100
1981/82	0,144	0,136	0,189	0,342	0,923	0,522	0,327	0,349	0,271	0,088	0,099	0,172	3,561
1982/83	1,727	1,239	0,671	0,474	0,320	0,323	0,181	0,127	0,107	0,062	0,129	0,073	5,433
1983/84	0,077	1,279	0,686	0,456	0,373	1,010	0,542	1,776	0,658	0,211	0,118	0,106	7,293
1984/85	0,143	0,498	0,313	0,258	0,212	0,437	0,214	0,913	0,293	0,152	0,080	0,073	3,585
1985/86	0,096	0,176	0,158	0,183	0,209	0,295	0,353	0,184	0,104	0,058	0,051	0,148	2,015
1986/87	0,488	0,392	0,299	0,445	0,582	0,461	0,221	0,203	0,151	0,074	0,060	0,054	3,432
1987/88	0,840	0,288	1,054	2,276	0,763	0,537	1,641	0,900	1,244	0,427	0,233	0,169	10,372
1988/89	0,188	0,211	0,170	0,182	0,163	0,314	0,448	0,189	0,127	0,064	0,059	0,064	2,179
1989/90	0,074	0,591	0,626	0,466	0,260	0,226	0,114	0,188	0,198	0,074	0,050	0,054	2,920
1990/91	0,723	0,286	0,237	0,288	0,638	2,891	0,681	0,473	0,287	0,107	0,113	0,070	6,794
1991/92	0,204	0,233	0,671	0,582	0,360	0,360	0,248	0,535	2,392	0,383	0,359	0,501	6,828
1992/93	0,627	0,333	0,294	0,277	0,252	0,481	0,334	0,967	0,290	0,080	0,103	0,139	4,178
1993/94	0,355	0,220	0,160	0,155	0,139	0,146	0,087	0,130	0,080	0,047	0,056	0,372	1,947
1994/95	4,821	1,576	1,919	0,822	0,502	0,474	0,281	0,212	0,164	0,084	0,105	0,074	11,033
1995/96	0,054	0,080	1,571	4,083	1,238	0,905	0,594	0,528	0,323	0,128	0,103	0,118	9,726
1996/97	0,156	0,403	2,843	5,613	1,528	1,047	0,516	0,379	0,405	0,206	0,111	0,085	13,291
1997/98	0,077	0,135	0,947	0,711	0,688	0,354	0,260	0,542	0,249	0,097	0,083	0,061	4,203
1998/99	0,056	0,046	0,985	0,711	0,259	0,575	0,356	0,703	0,293	0,126	0,107	0,230	4,448
1999/00	0,164	0,457	0,196	0,185	0,125	0,138	0,225	0,288	0,424	0,085	0,070	0,044	2,401
2000/01	1,241	0,478	1,028	0,700	0,377	0,427	0,266	0,479	0,217	0,109	0,080	0,091	5,494
2001/02	0,119	0,331	0,192	0,339	0,163	0,394	1,188	0,711	0,361	0,133	0,108	0,108	4,149
2002/03	0,168	0,159	0,161	0,178	2,178	1,263	0,516	2,261	0,496	0,187	0,160	0,281	8,009
2003/04	0,450	0,932	0,690	0,685	0,881	2,224	1,818	1,833	1,026	0,424	0,273	0,187	11,422
2004/05	0,169	0,162	0,346	0,297	0,195	0,219	0,109	0,191	0,153	0,075	0,058	0,099	2,074
2005/06	0,281	1,375	0,564	1,446	0,672	0,670	0,299	0,262	0,227	0,108	0,079	0,203	6,186

801. Embalse de Ciurana

1940/2005
(hm³)

Serie completa

	Oct	Nov	Dic	Ene	Feb	Mar	Abr	May	Jun	Jul	Ago	Sep	Total
Máximo	4,821	1,850	3,394	5,613	2,178	9,765	7,300	3,353	2,828	1,406	0,646	1,804	23,542
Mínimo	0,042	0,046	0,098	0,131	0,103	0,138	0,087	0,109	0,080	0,047	0,050	0,044	1,816
Media	0,373	0,382	0,628	0,776	0,463	0,788	0,631	0,667	0,540	0,212	0,148	0,187	5,796

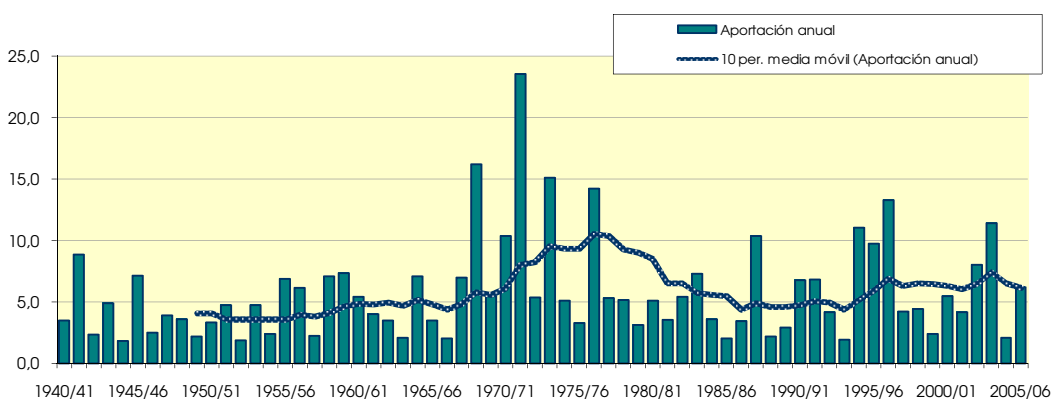
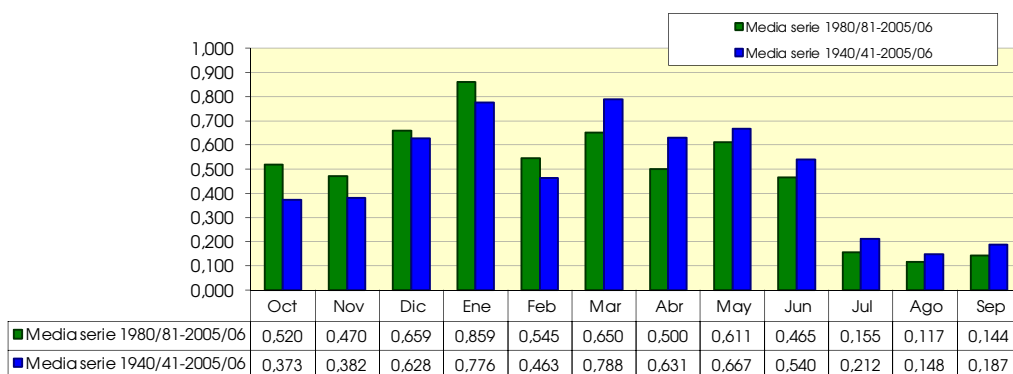
Percentil 1%	0,048	0,055	0,111	0,139	0,113	0,143	0,091	0,120	0,096	0,054	0,051	0,046	1,872
Percentil 5%	0,058	0,085	0,130	0,166	0,128	0,166	0,105	0,133	0,127	0,064	0,057	0,052	2,011
Percentil 10%	0,066	0,101	0,155	0,183	0,162	0,217	0,139	0,154	0,147	0,074	0,059	0,058	2,144
Percentil 25%	0,092	0,154	0,193	0,274	0,216	0,309	0,212	0,214	0,212	0,088	0,079	0,073	3,306
Percentil 50%	0,168	0,236	0,341	0,462	0,365	0,461	0,335	0,412	0,319	0,133	0,109	0,114	4,827
Desviación típica	0,644	0,400	0,676	1,067	0,383	1,264	1,091	0,653	0,571	0,221	0,118	0,252	4,028
Coef. variación	1,726	1,045	1,076	1,375	0,827	1,604	1,731	0,980	1,056	1,042	0,798	1,345	0,695

1980/2005
(hm³)

Serie para asignación y reserva

	Oct	Nov	Dic	Ene	Feb	Mar	Abr	May	Jun	Jul	Ago	Sep	Total
Máximo	4,821	1,576	2,843	5,613	2,178	2,891	1,818	2,261	2,392	0,449	0,359	0,501	13,291
Mínimo	0,054	0,046	0,158	0,155	0,125	0,138	0,087	0,127	0,080	0,047	0,050	0,044	1,947
Media	0,520	0,470	0,659	0,859	0,545	0,650	0,500	0,611	0,465	0,155	0,117	0,144	5,695

Percentil 1%	0,054	0,055	0,158	0,160	0,128	0,140	0,092	0,128	0,086	0,050	0,050	0,047	1,964
Percentil 5%	0,058	0,094	0,159	0,176	0,145	0,163	0,111	0,143	0,105	0,059	0,053	0,054	2,029
Percentil 10%	0,070	0,135	0,161	0,180	0,163	0,217	0,148	0,186	0,117	0,063	0,057	0,057	2,126
Percentil 25%	0,102	0,184	0,193	0,263	0,210	0,316	0,230	0,205	0,172	0,076	0,072	0,073	3,464
Percentil 50%	0,169	0,309	0,455	0,451	0,367	0,449	0,331	0,476	0,289	0,107	0,103	0,107	4,774
Desviación típica	0,965	0,435	0,640	1,278	0,489	0,636	0,455	0,559	0,532	0,123	0,074	0,107	3,240
Coef. variación	1,858	0,924	0,971	1,488	0,896	0,978	0,911	0,914	1,144	0,795	0,632	0,742	0,569



802. Embalse de Guimets

(hm ²)	Oct	Nov	Dic	Ene	Feb	Mar	Abr	May	Jun	Jul	Ago	Sep	Total
1940/41	0.888	0.136	0.148	1.004	0.242	0.228	0.314	0.450	0.059	0.063	0.000	0.034	3.567
1941/42	0.204	0.075	0.092	0.199	0.092	0.124	1.421	0.793	0.089	0.090	0.000	0.019	3.198
1942/43	0.213	0.099	0.130	0.261	0.094	0.147	0.162	0.214	0.029	0.038	0.000	0.036	1.423
1943/44	0.232	0.082	1.280	0.863	0.444	0.370	0.436	0.617	0.077	0.083	0.000	0.022	4.505
1944/45	0.187	0.065	0.083	0.571	0.159	0.157	0.195	0.271	0.038	0.041	0.000	0.009	1.775
1945/46	0.083	0.108	0.150	0.479	0.134	0.154	1.073	2.607	0.192	0.184	0.000	0.033	5.197
1946/47	0.346	0.115	0.137	0.357	0.187	0.206	0.231	0.321	0.042	0.047	0.000	0.012	2.001
1947/48	0.155	0.045	0.059	0.141	0.073	0.094	0.122	0.177	0.024	0.027	0.000	0.007	0.925
1948/49	0.064	0.024	0.081	0.126	0.048	0.119	0.115	0.580	0.041	0.040	0.000	0.041	1.278
1949/50	0.217	0.072	0.099	0.229	0.086	0.090	0.126	0.551	0.046	0.041	0.000	0.008	1.563
1950/51	0.073	0.027	0.086	0.320	0.090	0.265	0.503	0.441	0.052	0.054	0.000	0.075	1.985
1951/52	1.349	0.246	0.470	0.780	0.265	0.297	0.376	0.574	0.072	0.076	0.000	0.015	4.521
1952/53	0.165	0.059	0.068	0.165	0.065	0.098	0.120	0.167	0.085	0.059	0.000	0.013	1.063
1953/54	0.357	0.069	0.255	0.314	0.113	0.300	0.251	0.467	0.059	0.056	0.000	0.010	2.252
1954/55	0.101	0.037	0.084	0.521	0.146	0.126	0.152	0.202	0.038	0.043	0.000	0.011	1.462
1955/56	0.172	0.053	0.181	0.235	0.082	0.543	0.344	1.012	0.079	0.077	0.000	0.017	2.794
1956/57	0.167	0.064	0.070	0.162	0.063	0.069	0.169	1.153	0.291	0.146	0.000	0.024	2.379
1957/58	0.575	0.134	0.192	0.471	0.159	0.154	0.205	0.278	0.038	0.042	0.000	0.009	2.257
1958/59	0.104	0.061	0.237	0.338	0.374	0.757	0.501	0.606	0.075	0.079	0.000	0.220	3.352
1959/60	1.647	0.336	0.341	0.848	0.334	0.565	0.557	0.727	0.136	0.119	0.000	0.026	5.636
1960/61	0.486	0.126	0.517	0.727	0.253	0.241	0.311	0.751	0.073	0.073	0.000	0.024	3.583
1961/62	0.251	0.196	0.154	0.413	0.186	0.190	0.329	0.447	0.055	0.059	0.000	0.018	2.298
1962/63	0.620	0.132	0.143	0.338	0.176	0.156	0.206	0.284	0.039	0.043	0.000	0.056	2.193
1963/64	0.276	0.086	0.120	0.273	0.134	0.135	0.170	0.238	0.034	0.039	0.000	0.010	1.514
1964/65	0.103	0.113	1.022	0.669	0.218	0.212	0.278	0.373	0.049	0.054	0.000	0.013	3.103
1965/66	0.813	0.130	0.137	0.337	0.146	0.143	0.191	0.266	0.037	0.043	0.000	0.009	2.253
1966/67	0.243	0.071	0.081	0.195	0.080	0.118	0.152	0.203	0.027	0.031	0.000	0.007	1.207
1967/68	0.133	1.075	0.449	0.954	0.349	0.437	0.510	0.762	0.107	0.110	0.000	0.022	4.908
1968/69	0.202	0.117	0.271	0.575	0.217	0.549	2.762	1.707	0.195	0.196	0.000	0.062	6.853
1969/70	1.395	0.278	0.399	0.804	0.288	0.283	0.370	0.619	0.086	0.090	0.000	0.017	4.629
1970/71	0.288	0.087	0.224	0.408	0.145	0.172	0.267	0.656	0.063	0.064	0.000	0.157	2.530
1971/72	0.819	0.577	1.315	2.983	0.860	0.953	1.152	1.785	0.315	0.264	0.000	0.109	11.132
1972/73	1.117	0.308	0.331	0.759	0.279	0.280	0.375	0.513	0.088	0.093	0.000	0.018	4.161
1973/74	0.171	0.063	0.214	0.320	0.112	0.735	0.767	0.889	0.110	0.114	0.000	0.024	3.519
1974/75	0.222	0.077	0.091	0.220	0.089	0.120	0.154	0.766	0.095	0.095	0.000	0.019	1.949
1975/76	0.181	0.061	0.135	0.271	0.099	0.135	0.210	0.263	0.033	0.036	0.000	0.011	1.436
1976/77	0.159	0.047	0.297	2.183	0.354	0.324	0.613	2.335	0.240	0.210	0.000	0.037	6.799
1977/78	0.401	0.141	0.170	0.409	0.152	0.176	0.307	0.388	0.051	0.054	0.000	0.011	2.259
1978/79	0.125	0.001	0.001	0.800	0.000	0.001	0.000	0.000	0.001	0.002	0.001	0.000	0.932
1979/80	0.100	0.100	0.000	0.000	0.100	0.100	0.200	0.100	0.100	0.001	0.000	0.000	0.801
1980/81	0.081	0.067	0.064	0.136	0.062	0.067	0.634	0.420	0.104	0.093	0.000	0.018	1.745
1981/82	0.166	0.057	0.076	0.305	0.213	0.142	0.185	0.269	0.036	0.039	0.000	0.010	1.497
1982/83	1.133	0.200	0.100	0.000	0.000	0.000	0.000	0.000	0.000	0.000	0.000	0.000	1.433
1983/84	0.000	0.600	0.100	0.000	0.000	0.200	0.100	0.700	0.100	0.000	0.000	0.000	1.800
1984/85	0.139	0.099	0.093	0.200	0.077	0.097	0.129	0.357	0.038	0.038	0.000	0.021	1.288
1985/86	0.194	0.099	0.087	0.182	0.072	0.093	0.160	0.198	0.026	0.029	0.000	0.008	1.147
1986/87	0.828	0.111	0.115	0.389	0.150	0.143	0.185	0.265	0.035	0.038	0.000	0.008	2.268
1987/88	1.037	0.149	0.261	1.083	0.253	0.225	1.091	0.789	0.107	0.111	0.000	0.021	5.128
1988/89	0.198	0.094	0.098	0.222	0.105	0.132	0.227	0.273	0.035	0.038	0.000	0.015	1.437
1989/90	0.128	0.179	0.272	0.460	0.154	0.148	0.194	0.337	0.044	0.047	0.000	0.010	1.973
1990/91	0.434	0.093	0.095	0.284	0.112	0.873	0.457	0.563	0.070	0.074	0.000	0.016	3.070
1991/92	0.217	0.094	0.213	0.460	0.138	0.136	0.188	0.535	0.184	0.120	0.000	0.036	2.321
1992/93	0.137	0.000	0.000	0.001	0.000	0.105	0.001	0.000	0.000	0.000	0.000	0.000	0.244
1993/94	0.015	0.008	0.001	0.000	0.001	0.001	0.001	0.001	0.000	0.000	0.000	0.220	0.248
1994/95	2.136	0.354	0.346	0.773	0.283	0.285	0.384	0.509	0.067	0.073	0.000	0.014	5.226
1995/96	0.136	0.051	0.330	1.746	0.298	0.280	0.372	0.500	0.065	0.069	0.000	0.015	3.862
1996/97	0.000	0.000	1.211	4.469	0.580	0.080	0.000	0.000	0.000	0.000	0.000	0.000	6.340
1997/98	0.000	0.000	0.050	0.488	0.490	0.000	0.589	0.557	0.178	0.000	0.000	0.000	2.352
1998/99	0.000	0.000	0.098	0.613	0.000	0.000	0.000	0.450	0.245	0.000	0.000	0.000	1.406
1999/00	0.000	0.080	0.000	0.190	0.000	0.000	0.000	0.000	0.931	0.000	0.000	0.000	1.201
2000/01	3.250	0.010	0.110	0.050	0.000	0.000	0.000	0.040	0.000	0.000	0.000	0.000	3.460
2001/02	0.000	0.070	0.000	0.100	0.000	0.130	0.750	2.499	0.060	0.116	0.000	0.000	3.725
2002/03	0.000	0.000	0.000	0.000	1.210	0.960	0.420	2.970	0.000	0.158	0.000	0.000	5.718
2003/04	0.000	0.517	0.320	0.000	0.000	0.930	1.573	0.365	0.012	0.426	0.000	0.000	4.143
2004/05	0.000	0.060	0.089	0.000	0.000	0.000	0.000	0.000	0.201	0.000	0.000	0.000	0.350
2005/06	0.426	0.406	0.185	1.898	0.300	0.251	0.309	0.401	0.053	0.058	0.000	0.042	4.328

802. Embalse de Guimets

1940/2005
(hm³)

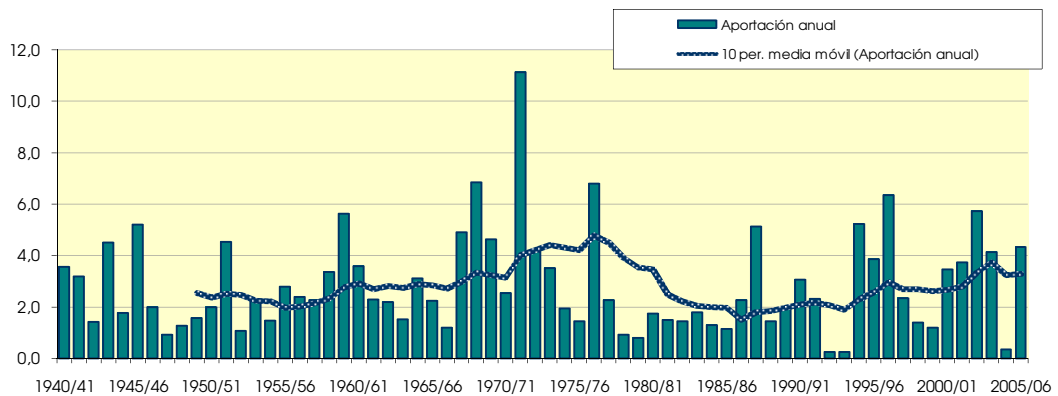
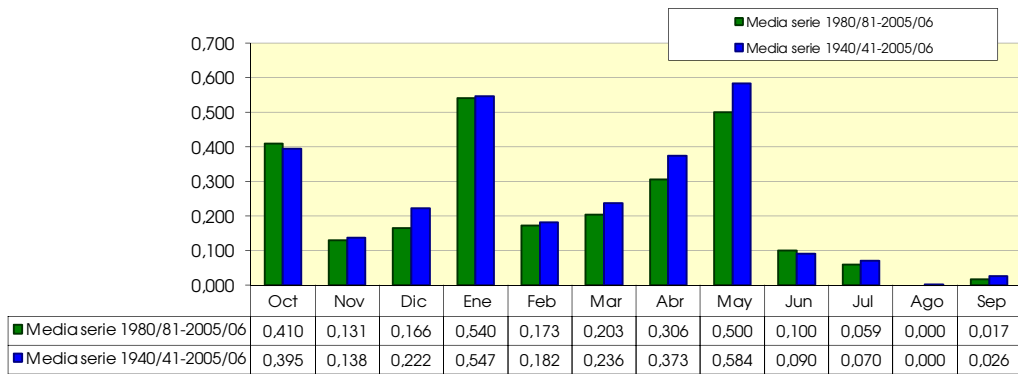
Serie completa

	Oct	Nov	Dic	Ene	Feb	Mar	Abr	May	Jun	Jul	Ago	Sep	Total
Máximo	3,250	1,075	1,315	4,469	1,210	0,960	2,762	2,970	0,931	0,426	0,001	0,220	11,132
Mínimo	0,000	0,000	0,000	0,000	0,000	0,000	0,000	0,000	0,000	0,000	0,000	0,000	0,244
Media	0,395	0,138	0,222	0,547	0,182	0,236	0,373	0,584	0,090	0,070	0,000	0,026	2,862
Percentil 1%	0,000	0,000	0,000	0,000	0,000	0,000	0,000	0,000	0,000	0,000	0,000	0,000	0,247
Percentil 5%	0,000	0,000	0,000	0,000	0,000	0,000	0,000	0,000	0,000	0,000	0,000	0,000	0,832
Percentil 10%	0,000	0,009	0,026	0,001	0,000	0,001	0,001	0,021	0,007	0,000	0,000	0,000	1,105
Percentil 25%	0,103	0,059	0,085	0,191	0,074	0,101	0,153	0,264	0,036	0,038	0,000	0,008	1,443
Percentil 50%	0,190	0,087	0,133	0,337	0,136	0,151	0,229	0,444	0,059	0,054	0,000	0,015	2,263
Desviación típica	0,563	0,174	0,280	0,722	0,200	0,238	0,444	0,623	0,126	0,070	0,000	0,043	1,931
Coef. variación	1,425	1,265	1,264	1,322	1,103	1,008	1,188	1,067	1,398	1,006	8,124	1,655	0,675

1980/2005
(hm³)

Serie para asignación y reserva

	Oct	Nov	Dic	Ene	Feb	Mar	Abr	May	Jun	Jul	Ago	Sep	Total
Máximo	3,250	0,600	1,211	4,469	1,210	0,960	1,573	2,970	0,931	0,426	0,000	0,220	6,340
Mínimo	0,000	0,000	0,000	0,000	0,000	0,000	0,000	0,000	0,000	0,000	0,000	0,000	0,244
Media	0,410	0,131	0,166	0,540	0,173	0,203	0,306	0,500	0,100	0,059	0,000	0,017	2,604
Percentil 1%	0,000	0,000	0,000	0,000	0,000	0,000	0,000	0,000	0,000	0,000	0,000	0,000	0,245
Percentil 5%	0,000	0,000	0,000	0,000	0,000	0,000	0,000	0,000	0,000	0,000	0,000	0,000	0,273
Percentil 10%	0,000	0,000	0,000	0,000	0,000	0,000	0,000	0,000	0,000	0,000	0,000	0,000	0,748
Percentil 25%	0,000	0,020	0,067	0,013	0,000	0,018	0,001	0,079	0,016	0,000	0,000	0,000	1,413
Percentil 50%	0,136	0,086	0,098	0,211	0,091	0,131	0,187	0,361	0,048	0,038	0,000	0,008	2,120
Desviación típica	0,759	0,161	0,238	0,946	0,263	0,279	0,377	0,701	0,183	0,088	0,000	0,043	1,738
Coef. variación	1,852	1,235	1,433	1,750	1,523	1,374	1,234	1,402	1,834	1,498	#¡DIV/0!	2,455	0,667



803. Embalse de Margalef

(hm ²)	Oct	Nov	Dic	Ene	Feb	Mar	Abr	May	Jun	Jul	Ago	Sep	Total
1940/41	1,105	0,183	0,135	1,589	0,248	0,182	0,277	0,470	0,170	0,135	0,137	0,483	5,115
1941/42	0,143	0,199	0,093	0,081	0,109	0,275	9,903	0,599	0,388	0,282	0,222	0,267	12,560
1942/43	0,440	0,587	0,234	0,146	0,110	0,342	0,123	0,103	0,066	0,203	0,075	0,283	2,711
1943/44	0,177	0,135	1,839	0,312	0,635	0,334	0,245	0,252	0,179	0,121	0,164	0,223	4,616
1944/45	0,106	0,134	0,082	1,070	0,127	0,335	0,116	0,133	0,101	0,062	0,125	0,060	2,451
1945/46	0,047	0,717	0,341	1,307	0,198	0,392	4,557	4,185	0,716	0,440	0,360	0,289	13,548
1946/47	0,389	0,164	0,128	0,215	0,758	0,359	0,134	0,132	0,087	0,082	0,088	0,097	2,633
1947/48	0,135	0,066	0,063	0,060	0,073	0,358	3,650	5,684	0,276	0,198	0,167	0,152	10,883
1948/49	0,103	0,079	0,095	0,065	0,062	0,148	0,064	2,617	0,198	0,153	0,297	1,695	5,574
1949/50	0,197	0,337	0,256	0,115	0,088	0,097	0,073	0,695	0,104	0,084	0,110	0,061	2,216
1950/51	0,065	0,046	0,523	0,574	0,273	0,823	1,117	0,745	0,299	0,157	0,171	2,082	6,875
1951/52	2,204	0,696	0,490	0,366	0,219	0,476	0,219	0,517	0,155	0,328	0,110	0,090	5,869
1952/53	0,282	0,087	0,068	0,055	0,049	0,234	0,092	0,086	1,311	0,208	0,158	0,688	3,319
1953/54	0,706	0,155	1,407	0,239	0,203	1,945	0,620	1,251	0,444	0,208	0,142	0,146	7,467
1954/55	0,090	0,093	0,215	0,799	0,448	0,132	0,140	0,087	0,596	0,116	0,249	0,634	3,598
1955/56	0,175	0,165	0,529	0,154	0,099	2,590	1,461	3,755	0,622	0,296	0,255	0,319	10,422
1956/57	0,193	0,215	0,099	0,081	0,070	0,061	1,059	2,950	3,041	0,510	0,393	0,300	8,972
1957/58	0,668	0,268	0,187	0,209	0,108	0,109	0,090	0,077	0,062	0,054	0,052	0,209	2,096
1958/59	0,210	0,280	1,899	0,184	0,773	2,056	0,398	0,380	0,204	0,171	0,121	5,384	12,059
1959/60	2,080	0,680	0,518	0,887	0,830	2,628	0,374	0,689	1,022	0,261	0,225	0,226	10,419
1960/61	1,891	0,211	3,410	0,581	0,316	0,275	0,188	0,404	0,143	0,114	0,189	0,728	8,450
1961/62	0,220	2,309	0,271	0,338	0,255	0,211	1,269	0,455	0,260	0,130	0,113	0,665	6,495
1962/63	1,521	0,805	0,258	0,271	0,606	0,236	0,346	0,144	0,107	0,093	0,144	1,058	5,588
1963/64	0,159	0,240	0,260	0,102	0,504	0,183	0,140	0,089	0,142	0,087	0,068	0,528	2,502
1964/65	0,087	0,512	3,891	0,437	0,356	0,404	0,322	0,267	0,124	0,095	0,132	0,305	6,932
1965/66	2,963	0,392	0,212	0,356	0,447	0,149	0,417	0,226	0,145	0,088	0,077	0,071	5,542
1966/67	1,206	0,160	0,105	0,123	0,097	0,680	0,431	0,131	0,082	0,071	0,071	0,058	3,215
1967/68	0,188	6,779	0,569	0,416	0,336	0,494	0,228	0,725	0,574	0,158	0,305	0,113	10,886
1968/69	0,088	1,213	1,113	0,811	0,561	2,789	13,949	1,630	0,825	0,497	0,368	1,235	25,079
1969/70	1,867	0,498	0,434	0,444	0,214	0,200	0,135	1,799	0,196	0,164	0,120	0,094	6,166
1970/71	2,523	0,307	2,366	1,079	0,325	0,912	1,272	1,909	0,365	0,254	0,204	2,170	13,684
1971/72	1,024	2,877	3,898	3,481	1,435	2,050	1,148	2,996	2,484	0,669	0,713	1,964	24,739
1972/73	1,019	0,684	0,335	0,270	0,183	0,151	0,233	0,175	0,764	0,135	0,170	0,276	4,395
1973/74	0,146	0,394	1,779	0,217	0,326	5,900	0,837	0,464	0,298	0,272	0,349	0,601	11,583
1974/75	0,212	0,140	0,101	0,154	0,213	0,722	0,137	1,285	0,798	0,184	0,225	0,495	4,667
1975/76	0,139	0,118	0,955	0,136	0,113	0,391	1,224	0,323	0,184	0,120	0,394	0,458	4,555
1976/77	1,008	0,227	1,745	4,095	0,659	0,767	2,407	4,958	1,247	0,595	0,414	0,359	18,481
1977/78	1,199	0,639	0,419	0,436	0,244	0,918	1,136	0,619	0,375	0,158	0,134	0,335	6,612
1978/79	0,247	0,104	0,337	2,310	0,303	0,801	0,733	0,532	0,250	0,138	0,140	0,135	6,031
1979/80	3,437	0,422	0,267	0,199	0,174	0,207	0,223	0,940	0,163	0,111	0,118	0,227	6,488
1980/81	0,156	0,971	0,133	0,182	0,315	0,184	1,721	0,524	2,051	0,269	0,232	0,701	7,441
1981/82	0,201	0,132	0,311	0,499	1,190	0,486	0,335	0,460	0,183	0,141	0,438	0,236	4,611
1982/83	3,067	1,758	0,344	0,238	0,288	0,177	0,197	0,113	0,190	0,079	0,275	0,108	6,836
1983/84	0,127	2,856	0,679	0,236	0,460	1,345	0,319	3,493	0,351	0,242	0,189	0,203	10,501
1984/85	0,347	1,293	0,284	0,218	0,184	0,590	0,303	1,171	0,168	0,162	0,110	0,267	5,099
1985/86	0,367	0,365	0,148	0,142	0,134	0,215	0,519	0,129	0,078	0,078	0,134	1,005	3,312
1986/87	1,843	0,473	0,281	0,783	0,533	0,215	0,143	0,308	0,126	0,076	0,070	0,084	4,934
1987/88	3,111	0,430	1,691	2,536	0,363	0,324	2,433	1,056	2,612	0,370	0,278	0,222	15,426
1988/89	0,292	0,332	0,116	0,089	0,385	0,407	0,850	0,197	0,103	0,083	0,148	0,186	3,189
1989/90	0,314	1,779	0,520	0,255	0,155	0,116	0,094	0,350	0,309	0,100	0,091	0,164	4,246
1990/91	3,040	0,425	0,204	0,218	0,230	4,065	0,350	0,419	0,215	0,156	0,165	0,328	9,814
1991/92	0,954	0,503	0,476	0,717	0,174	0,333	0,285	1,284	3,422	0,349	0,431	1,339	10,269
1992/93	1,228	0,249	0,210	0,144	0,142	0,380	0,450	1,145	0,151	0,118	0,098	0,607	4,923
1993/94	0,541	0,135	0,095	0,077	0,149	0,064	0,202	0,194	0,067	0,062	0,066	1,816	3,470
1994/95	13,664	3,488	0,732	0,555	0,409	0,286	0,507	0,229	0,163	0,118	0,143	0,255	20,549
1995/96	0,108	0,247	2,445	3,967	0,597	0,664	1,475	0,660	0,292	0,191	0,233	0,246	11,124
1996/97	0,608	1,944	4,214	5,915	0,753	0,704	0,573	0,402	0,826	0,326	0,288	0,250	16,803
1997/98	0,172	0,445	1,444	0,573	0,379	0,216	0,542	0,755	0,157	0,122	0,233	0,222	5,260
1998/99	0,162	0,069	2,726	0,425	0,212	0,772	0,829	1,250	0,277	0,214	0,222	0,783	7,941
1999/00	0,317	0,957	0,156	0,123	0,109	0,160	0,687	0,694	0,494	0,124	0,102	0,120	4,044
2000/01	4,223	1,203	1,428	0,510	0,302	0,365	0,511	0,737	0,180	0,313	0,127	0,374	10,272
2001/02	0,265	0,991	0,271	0,238	0,123	0,512	1,755	0,801	0,443	0,192	0,444	0,363	6,398
2002/03	0,385	0,222	0,131	0,122	2,791	0,879	0,309	2,620	0,369	0,266	0,256	1,140	9,489
2003/04	1,431	1,714	0,583	0,312	1,090	1,634	3,406	2,364	0,507	0,379	0,269	0,209	13,898
2004/05	0,264	0,123	0,676	0,117	0,131	0,110	0,070	0,309	0,076	0,063	0,080	0,488	2,505
2005/06	0,762	2,538	0,314	1,165	0,346	0,305	0,246	0,142	0,108	0,093	0,078	0,830	6,929

803. Embalse de Margalef

1940/2005
(hm³)

Serie completa

	Oct	Nov	Dic	Ene	Feb	Mar	Abr	May	Jun	Jul	Ago	Sep	Total
Máximo	13,664	6,779	4,214	5,915	2,791	5,900	13,949	5,684	3,422	0,669	0,713	5,384	25,079
Mínimo	0,047	0,046	0,063	0,055	0,049	0,061	0,064	0,077	0,062	0,054	0,052	0,058	2,096
Media	1,039	0,757	0,796	0,684	0,380	0,725	1,070	1,020	0,507	0,195	0,201	0,577	7,951

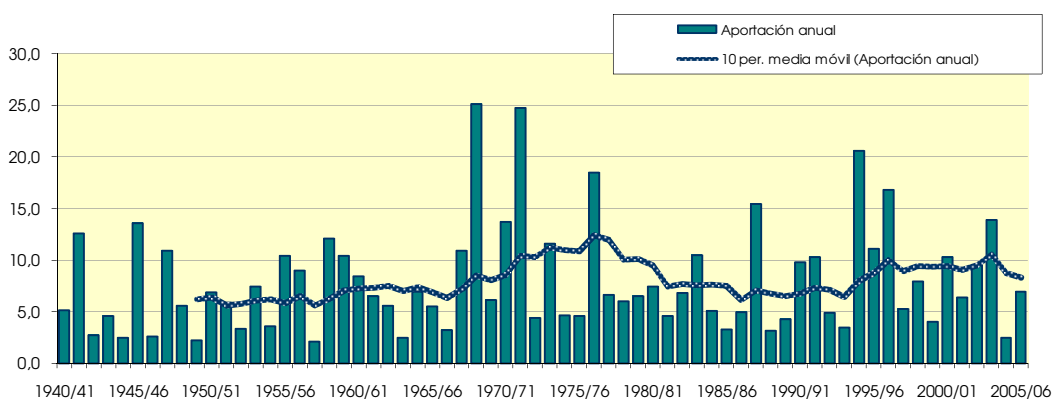
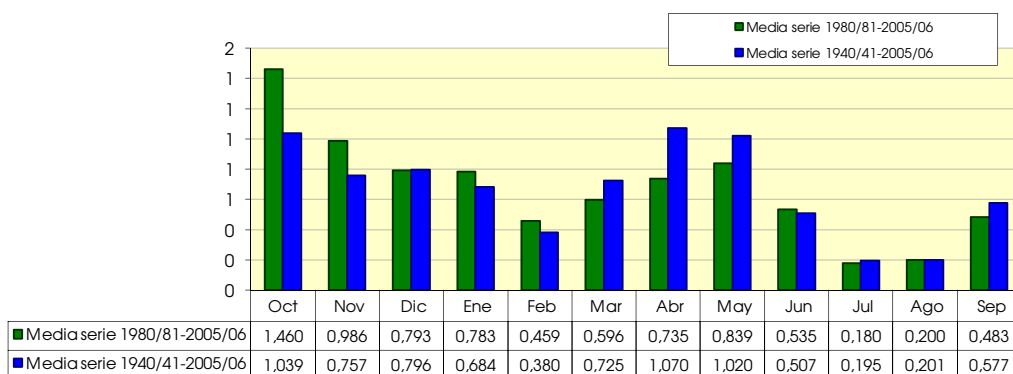
Percentil 1%	0,058	0,059	0,067	0,058	0,057	0,063	0,068	0,083	0,065	0,059	0,061	0,059	2,174
Percentil 5%	0,088	0,081	0,093	0,078	0,076	0,110	0,091	0,092	0,076	0,065	0,070	0,074	2,503
Percentil 10%	0,107	0,111	0,100	0,095	0,103	0,140	0,119	0,130	0,094	0,078	0,077	0,095	2,950
Percentil 25%	0,173	0,165	0,191	0,148	0,144	0,208	0,206	0,235	0,147	0,102	0,114	0,205	4,569
Percentil 50%	0,332	0,378	0,336	0,271	0,264	0,359	0,386	0,528	0,233	0,156	0,165	0,294	6,491
Desviación típica	1,866	1,078	1,015	1,081	0,410	1,005	2,155	1,231	0,708	0,132	0,123	0,789	5,119
Coef. variación	1,795	1,425	1,275	1,582	1,079	1,387	2,015	1,207	1,395	0,675	0,613	1,367	0,644

1980/2005
(hm³)

Serie para asignación y reserva

	Oct	Nov	Dic	Ene	Feb	Mar	Abr	May	Jun	Jul	Ago	Sep	Total
Máximo	13,664	3,488	4,214	5,915	2,791	4,065	3,406	3,493	3,422	0,379	0,444	1,816	20,549
Mínimo	0,108	0,069	0,095	0,077	0,109	0,064	0,070	0,113	0,067	0,062	0,066	0,084	2,505
Media	1,460	0,986	0,793	0,783	0,459	0,596	0,735	0,839	0,535	0,180	0,200	0,483	8,049

Percentil 1%	0,113	0,082	0,100	0,080	0,112	0,076	0,076	0,117	0,069	0,063	0,067	0,090	2,676
Percentil 5%	0,135	0,125	0,120	0,096	0,125	0,111	0,106	0,133	0,076	0,066	0,072	0,111	3,220
Percentil 10%	0,159	0,134	0,132	0,119	0,132	0,138	0,170	0,168	0,090	0,077	0,079	0,142	3,391
Percentil 25%	0,264	0,270	0,206	0,154	0,160	0,215	0,290	0,308	0,152	0,095	0,104	0,212	4,689
Percentil 50%	0,376	0,488	0,329	0,246	0,308	0,349	0,478	0,592	0,203	0,148	0,177	0,261	6,882
Desviación típica	2,739	0,936	0,997	1,350	0,551	0,800	0,799	0,833	0,836	0,103	0,113	0,435	4,621
Coef. variación	1,877	0,949	1,257	1,725	1,200	1,341	1,087	0,993	1,563	0,569	0,567	0,900	0,574



806. Río Cjurana (toma trasvase Cjurana-Ruidecañas)

(hm ²)	Oct	Nov	Dic	Ene	Feb	Mar	Abr	May	Jun	Jul	Ago	Sep	Total
1940/41	0,627	0,318	0,306	0,910	0,548	0,555	0,326	0,358	0,340	0,182	0,139	0,274	4,882
1941/42	0,173	0,203	0,213	0,232	0,209	0,321	9,184	1,236	0,976	0,462	0,321	0,253	13,784
1942/43	0,267	0,401	0,405	0,425	0,281	0,364	0,199	0,182	0,170	0,117	0,108	0,151	3,069
1943/44	0,183	0,207	1,363	0,990	0,858	0,916	0,432	0,400	0,385	0,199	0,154	0,144	6,231
1944/45	0,130	0,134	0,149	0,452	0,316	0,361	0,191	0,180	0,174	0,102	0,084	0,070	2,342
1945/46	0,061	0,337	0,317	0,653	0,472	0,505	1,503	2,771	1,545	0,732	0,492	0,351	9,740
1946/47	0,298	0,293	0,288	0,322	0,507	0,478	0,266	0,243	0,224	0,122	0,101	0,090	3,231
1947/48	0,099	0,112	0,122	0,155	0,145	0,294	1,081	1,924	0,658	0,318	0,224	0,169	5,300
1948/49	0,143	0,139	0,163	0,194	0,145	0,211	0,122	2,464	0,525	0,256	0,213	0,633	5,208
1949/50	0,295	0,347	0,331	0,328	0,220	0,235	0,133	0,456	0,275	0,142	0,111	0,084	2,958
1950/51	0,075	0,080	0,278	0,527	0,335	0,640	0,558	0,598	0,512	0,262	0,184	0,809	4,858
1951/52	1,412	0,720	0,712	0,819	0,549	0,651	0,362	0,473	0,391	0,228	0,163	0,124	6,603
1952/53	0,122	0,138	0,148	0,168	0,126	0,193	0,123	0,137	0,681	0,341	0,237	0,323	2,737
1953/54	0,378	0,278	0,895	0,622	0,410	1,452	0,529	0,768	0,627	0,305	0,210	0,155	6,630
1954/55	0,130	0,132	0,195	0,697	0,458	0,420	0,211	0,191	0,284	0,176	0,151	0,240	3,284
1955/56	0,179	0,185	0,391	0,382	0,256	2,516	0,878	2,808	1,040	0,486	0,333	0,259	9,713
1956/57	0,219	0,239	0,231	0,233	0,167	0,191	0,648	2,679	2,620	0,840	0,558	0,389	9,015
1957/58	0,460	0,391	0,387	0,417	0,283	0,294	0,165	0,161	0,154	0,088	0,076	0,080	2,957
1958/59	0,105	0,225	1,168	0,590	0,777	2,037	0,677	0,584	0,483	0,239	0,172	3,821	10,877
1959/60	1,293	0,867	0,836	1,048	0,819	1,769	0,744	0,707	1,236	0,401	0,278	0,210	10,208
1960/61	0,708	0,370	2,575	1,040	0,716	0,688	0,343	0,387	0,357	0,188	0,151	0,232	7,755
1961/62	0,197	0,804	0,614	0,644	0,460	0,486	0,561	0,470	0,423	0,216	0,165	0,260	5,299
1962/63	0,725	0,537	0,502	0,539	0,498	0,537	0,298	0,286	0,257	0,140	0,114	0,429	4,861
1963/64	0,248	0,243	0,285	0,314	0,344	0,380	0,208	0,192	0,197	0,114	0,095	0,148	2,768
1964/65	0,118	0,428	4,827	1,069	0,725	0,837	0,398	0,353	0,307	0,155	0,119	0,132	9,468
1965/66	1,283	0,524	0,495	0,545	0,443	0,479	0,278	0,281	0,258	0,142	0,113	0,095	4,938
1966/67	0,332	0,235	0,243	0,262	0,197	0,437	0,260	0,240	0,217	0,119	0,095	0,077	2,713
1967/68	0,105	2,968	1,302	1,240	0,792	0,850	0,439	0,544	0,532	0,265	0,212	0,154	9,404
1968/69	0,129	0,428	0,925	0,813	0,639	2,697	11,570	2,269	1,743	0,815	0,542	0,907	23,478
1969/70	1,132	0,812	0,790	0,837	0,553	0,537	0,272	1,549	0,503	0,249	0,177	0,130	7,543
1970/71	1,409	0,299	1,305	1,779	0,796	1,299	1,342	1,987	1,190	1,520	0,636	1,162	14,724
1971/72	1,141	2,348	3,982	5,393	2,239	3,235	1,508	4,161	3,585	1,245	0,871	1,468	31,175
1972/73	1,575	1,089	0,789	0,732	0,489	0,434	0,247	0,211	0,635	0,368	0,143	0,130	6,843
1973/74	0,129	0,232	2,285	0,683	0,538	11,261	1,281	0,792	0,597	0,183	0,228	0,363	18,571
1974/75	0,269	0,229	0,188	0,229	0,321	0,601	0,415	1,046	2,130	0,341	0,210	0,321	6,301
1975/76	0,161	0,155	0,607	0,287	0,249	0,346	0,989	0,526	0,258	0,175	0,512	0,240	4,505
1976/77	0,739	0,318	2,419	5,637	1,262	1,155	2,097	2,874	1,976	0,609	0,372	0,331	19,790
1977/78	0,999	0,599	0,812	0,619	0,450	1,025	0,864	0,622	0,491	0,219	0,179	0,187	7,067
1978/79	0,193	0,130	0,247	2,810	0,659	0,892	0,792	0,508	0,285	0,195	0,171	0,113	6,994
1979/80	1,955	0,484	0,384	0,373	0,291	0,332	0,234	0,573	0,281	0,143	0,103	0,116	5,269
1980/81	0,108	0,434	0,217	0,225	0,235	0,269	1,601	0,710	1,990	0,574	0,298	0,295	6,958
1981/82	0,218	0,190	0,281	0,458	1,201	0,636	0,418	0,450	0,337	0,136	0,162	0,224	4,710
1982/83	2,611	1,671	0,820	0,580	0,403	0,387	0,235	0,171	0,154	0,098	0,190	0,112	7,432
1983/84	0,109	2,039	0,934	0,563	0,489	1,302	0,640	2,455	0,813	0,321	0,199	0,171	10,035
1984/85	0,253	0,785	0,414	0,323	0,267	0,555	0,271	1,252	0,370	0,211	0,129	0,131	4,962
1985/86	0,171	0,291	0,211	0,224	0,244	0,332	0,445	0,226	0,138	0,086	0,082	0,294	2,745
1986/87	0,760	0,526	0,392	0,581	0,679	0,530	0,275	0,272	0,196	0,108	0,091	0,083	4,492
1987/88	2,033	0,441	1,633	3,225	0,936	0,660	2,282	1,206	1,623	0,594	0,358	0,263	15,255
1988/89	0,263	0,300	0,224	0,222	0,225	0,431	0,650	0,250	0,174	0,102	0,098	0,127	3,066
1989/90	0,117	1,110	0,886	0,570	0,330	0,278	0,155	0,292	0,280	0,116	0,085	0,092	4,311
1990/91	1,636	0,445	0,324	0,357	0,699	3,919	0,845	0,622	0,381	0,176	0,172	0,134	9,709
1991/92	0,414	0,378	0,877	0,752	0,447	0,453	0,317	0,830	3,449	0,546	0,502	0,872	9,837
1992/93	1,087	0,450	0,382	0,342	0,302	0,576	0,435	1,292	0,359	0,133	0,145	0,244	5,746
1993/94	0,461	0,279	0,204	0,191	0,174	0,174	0,127	0,183	0,111	0,075	0,084	0,797	2,860
1994/95	9,602	2,400	2,243	1,055	0,670	0,599	0,408	0,297	0,230	0,136	0,152	0,132	17,924
1995/96	0,090	0,139	2,574	6,222	1,484	1,112	0,875	0,706	0,436	0,213	0,176	0,187	14,214
1996/97	0,330	0,660	4,397	7,307	1,859	1,280	0,704	0,512	0,609	0,307	0,198	0,157	18,322
1997/98	0,142	0,247	1,454	0,970	0,839	0,430	0,393	0,846	0,320	0,151	0,134	0,116	6,043
1998/99	0,105	0,077	1,690	0,880	0,359	0,814	0,550	0,931	0,411	0,213	0,174	0,446	6,651
1999/00	0,283	0,702	0,270	0,240	0,167	0,185	0,390	0,420	0,556	0,142	0,115	0,085	3,553
2000/01	2,464	0,794	1,473	0,889	0,499	0,532	0,399	0,658	0,298	0,183	0,137	0,213	8,539
2001/02	0,221	0,566	0,268	0,408	0,211	0,580	1,759	0,911	0,493	0,220	0,202	0,214	6,053
2002/03	0,305	0,235	0,212	0,219	3,230	1,698	0,642	3,206	0,659	0,307	0,253	0,681	11,647
2003/04	0,756	1,514	0,941	0,822	1,292	2,942	2,641	2,605	1,248	0,584	0,392	0,277	16,014
2004/05	0,246	0,217	0,502	0,351	0,238	0,254	0,140	0,268	0,186	0,104	0,084	0,176	2,766
2005/06	0,582	2,305	0,716	2,002	0,849	0,783	0,383	0,325	0,275	0,149	0,113	0,423	8,905

806. Río Cjurana (toma trasvase Cjurana-Ruidedeañas)

1940/2005
(hm³)

Serie completa

	Oct	Nov	Dic	Ene	Feb	Mar	Abr	May	Jun	Jul	Ago	Sep	Total
Máximo	9,602	2,968	4,827	7,307	3,230	11,261	11,570	4,161	3,585	1,520	0,871	3,821	31,175
Mínimo	0,061	0,077	0,122	0,155	0,126	0,174	0,122	0,137	0,111	0,075	0,076	0,070	2,342
Media	0,690	0,578	0,894	1,000	0,589	0,979	0,920	0,926	0,691	0,294	0,216	0,342	8,119

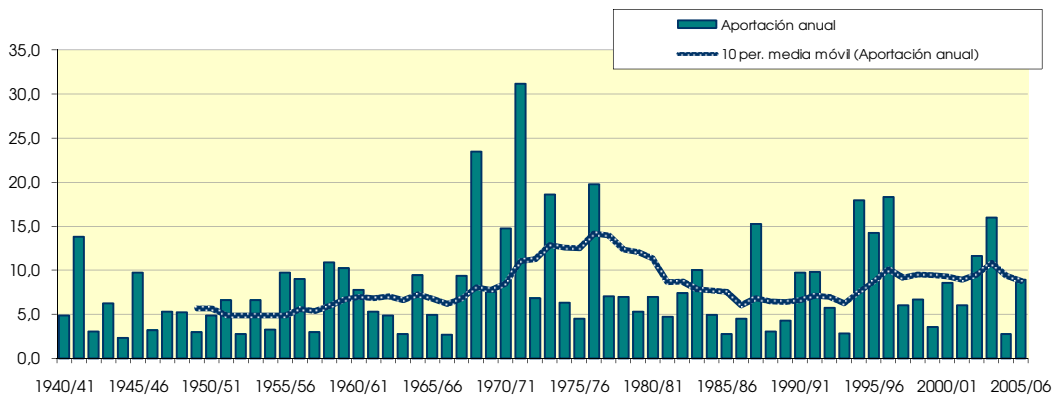
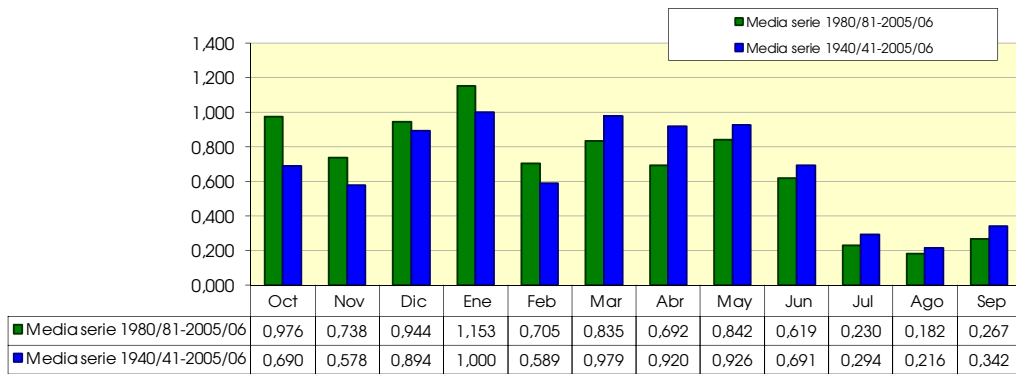
Percentil 1%	0,070	0,079	0,139	0,164	0,138	0,181	0,123	0,153	0,129	0,083	0,080	0,074	2,583
Percentil 5%	0,100	0,130	0,169	0,200	0,167	0,197	0,135	0,180	0,158	0,099	0,084	0,083	2,750
Percentil 10%	0,107	0,139	0,208	0,225	0,203	0,262	0,178	0,192	0,180	0,106	0,093	0,091	2,909
Percentil 25%	0,142	0,230	0,272	0,324	0,270	0,368	0,271	0,287	0,275	0,140	0,114	0,131	4,556
Percentil 50%	0,268	0,359	0,498	0,575	0,459	0,546	0,425	0,559	0,401	0,205	0,171	0,211	6,616
Desviación típica	1,268	0,620	0,999	1,438	0,519	1,498	1,781	0,922	0,741	0,265	0,153	0,511	5,591
Coef. variación	1,837	1,072	1,117	1,438	0,881	1,530	1,937	0,997	1,072	0,901	0,711	1,494	0,689

1980/2005
(hm³)

Serie para asignación y reserva

	Oct	Nov	Dic	Ene	Feb	Mar	Abr	May	Jun	Jul	Ago	Sep	Total
Máximo	9,602	2,400	4,397	7,307	3,230	3,919	2,641	3,206	3,449	0,594	0,502	0,872	18,322
Mínimo	0,090	0,077	0,204	0,191	0,167	0,174	0,127	0,171	0,111	0,075	0,082	0,083	2,745
Media	0,976	0,738	0,944	1,153	0,705	0,835	0,692	0,842	0,619	0,230	0,182	0,267	8,183

Percentil 1%	0,094	0,092	0,206	0,198	0,169	0,177	0,130	0,174	0,118	0,078	0,082	0,083	2,750
Percentil 5%	0,106	0,152	0,211	0,220	0,183	0,202	0,143	0,193	0,142	0,089	0,084	0,086	2,789
Percentil 10%	0,109	0,203	0,215	0,223	0,218	0,262	0,195	0,238	0,164	0,100	0,084	0,102	2,963
Percentil 25%	0,183	0,282	0,273	0,328	0,250	0,398	0,334	0,293	0,241	0,120	0,114	0,132	4,547
Percentil 50%	0,294	0,447	0,609	0,566	0,468	0,566	0,427	0,640	0,365	0,164	0,157	0,200	6,804
Desviación típica	1,907	0,680	0,968	1,781	0,680	0,859	0,652	0,788	0,736	0,164	0,104	0,213	4,783
Coef. variación	1,954	0,921	1,025	1,544	0,965	1,029	0,943	0,935	1,189	0,712	0,572	0,799	0,585



809. Río Ciurana aguas arriba río Cortiella

(hm ²)	Oct	Nov	Dic	Ene	Feb	Mar	Abr	May	Jun	Jul	Ago	Sep	Total
1940/41	1,476	0,520	0,461	1,512	0,792	0,753	0,524	0,543	0,487	0,306	0,244	0,524	8,143
1941/42	0,297	0,325	0,313	0,318	0,331	0,463	15,860	1,819	1,402	0,782	0,571	0,459	22,940
1942/43	0,563	0,682	0,612	0,585	0,405	0,527	0,307	0,269	0,244	0,193	0,188	0,299	4,875
1943/44	0,317	0,329	2,068	1,332	1,194	1,214	0,662	0,596	0,554	0,337	0,273	0,268	9,144
1944/45	0,230	0,219	0,222	0,721	0,447	0,505	0,298	0,267	0,251	0,171	0,149	0,126	3,606
1945/46	0,108	0,654	0,494	1,022	0,668	0,715	2,823	4,592	2,216	1,229	0,868	0,639	16,028
1946/47	0,533	0,477	0,432	0,451	0,705	0,701	0,409	0,362	0,322	0,206	0,178	0,164	4,939
1947/48	0,180	0,178	0,181	0,210	0,205	0,408	1,631	2,590	0,949	0,539	0,399	0,309	7,779
1948/49	0,255	0,229	0,256	0,267	0,210	0,293	0,185	3,404	0,745	0,428	0,366	1,279	7,917
1949/50	0,515	0,550	0,489	0,451	0,319	0,327	0,206	0,688	0,389	0,237	0,193	0,151	4,516
1950/51	0,131	0,130	0,427	0,731	0,499	0,959	0,944	0,930	0,733	0,435	0,323	1,591	7,833
1951/52	2,190	1,162	1,105	1,126	0,785	0,923	0,568	0,719	0,553	0,387	0,281	0,221	10,019
1952/53	0,211	0,218	0,217	0,230	0,181	0,274	0,200	0,203	1,388	0,566	0,415	0,591	4,692
1953/54	0,696	0,445	1,521	0,853	0,590	2,147	0,832	1,145	0,926	0,511	0,371	0,281	10,317
1954/55	0,231	0,215	0,293	1,017	0,683	0,558	0,343	0,285	0,454	0,296	0,262	0,462	5,099
1955/56	0,310	0,293	0,650	0,518	0,365	3,549	1,433	4,351	1,510	0,823	0,591	0,469	14,862
1956/57	0,382	0,376	0,340	0,318	0,242	0,258	1,023	4,141	4,609	1,421	0,992	0,714	14,816
1957/58	0,820	0,627	0,573	0,570	0,404	0,401	0,255	0,238	0,221	0,149	0,134	0,144	4,537
1958/59	0,179	0,325	1,758	0,791	1,100	2,858	1,026	0,860	0,691	0,402	0,304	6,917	17,211
1959/60	2,355	1,418	1,242	1,476	1,214	2,640	1,125	1,057	1,692	0,666	0,485	0,387	15,758
1960/61	1,237	0,596	3,907	1,426	1,057	0,963	0,536	0,613	0,512	0,318	0,266	0,472	11,902
1961/62	0,353	1,560	0,919	0,894	0,664	0,675	0,944	0,690	0,607	0,362	0,290	0,498	8,454
1962/63	1,332	0,870	0,739	0,733	0,713	0,734	0,469	0,421	0,369	0,235	0,200	0,873	7,690
1963/64	0,424	0,391	0,418	0,425	0,489	0,501	0,316	0,280	0,285	0,190	0,165	0,288	4,171
1964/65	0,206	0,596	6,275	1,460	1,026	1,177	0,636	0,541	0,444	0,263	0,210	0,236	13,070
1965/66	2,211	0,810	0,716	0,736	0,637	0,638	0,443	0,421	0,371	0,239	0,199	0,172	7,593
1966/67	0,593	0,377	0,361	0,359	0,282	0,628	0,411	0,350	0,309	0,199	0,167	0,138	4,174
1967/68	0,180	6,647	1,947	1,716	1,152	1,184	0,682	0,848	0,781	0,443	0,372	0,279	16,230
1968/69	0,229	0,736	1,296	1,133	0,906	3,796	19,490	3,380	2,502	1,376	0,961	1,655	37,462
1969/70	2,295	1,304	1,174	1,145	0,796	0,734	0,421	2,296	0,715	0,416	0,312	0,237	11,845
1970/71	2,420	0,549	2,216	2,250	1,169	1,807	1,963	2,853	1,577	1,809	0,864	2,668	22,143
1971/72	1,784	3,585	6,233	7,463	3,401	4,575	2,404	5,435	5,004	1,925	1,403	2,614	45,825
1972/73	2,331	1,599	1,155	1,008	0,697	0,599	0,399	0,340	0,865	0,506	0,263	0,255	10,016
1973/74	0,229	0,356	3,012	0,921	0,785	13,154	1,935	1,234	0,919	0,428	0,446	0,586	24,004
1974/75	0,432	0,362	0,296	0,318	0,421	0,838	0,540	1,426	2,433	0,542	0,377	0,507	8,492
1975/76	0,293	0,263	0,887	0,427	0,373	0,561	1,380	0,761	0,419	0,296	0,648	0,394	6,701
1976/77	1,107	0,485	3,171	7,565	1,936	1,767	3,236	4,849	2,871	1,230	0,834	0,681	29,731
1977/78	1,502	0,943	1,093	0,844	0,638	1,353	1,265	0,952	0,736	0,400	0,322	0,330	10,378
1978/79	0,328	0,231	0,372	3,576	0,955	1,277	1,126	0,794	0,491	0,352	0,296	0,214	10,012
1979/80	3,430	0,825	0,637	0,566	0,450	0,482	0,368	0,868	0,438	0,267	0,211	0,222	8,765
1980/81	0,201	0,705	0,350	0,336	0,344	0,409	2,247	1,007	2,657	0,872	0,524	0,563	10,215
1981/82	0,396	0,328	0,432	0,695	1,684	0,922	0,642	0,662	0,494	0,258	0,298	0,342	7,152
1982/83	4,117	2,321	1,173	0,845	0,606	0,566	0,385	0,285	0,263	0,188	0,315	0,203	11,265
1983/84	0,186	3,192	1,292	0,816	0,708	1,743	0,900	3,552	1,182	0,596	0,405	0,330	14,902
1984/85	0,419	1,205	0,606	0,473	0,400	0,753	0,436	1,648	0,557	0,359	0,253	0,284	7,393
1985/86	0,318	0,461	0,323	0,318	0,328	0,451	0,607	0,342	0,224	0,160	0,153	0,515	4,201
1986/87	1,625	0,836	0,620	0,841	0,921	0,731	0,420	0,420	0,304	0,194	0,168	0,154	7,234
1987/88	3,496	0,753	2,333	4,431	1,352	0,995	3,346	1,777	2,310	1,011	0,674	0,505	22,983
1988/89	0,453	0,483	0,357	0,324	0,362	0,639	0,986	0,413	0,290	0,196	0,187	0,224	4,914
1989/90	0,212	1,780	1,272	0,794	0,505	0,410	0,260	0,467	0,428	0,217	0,172	0,175	6,692
1990/91	2,754	0,743	0,527	0,518	0,839	5,630	1,237	0,957	0,617	0,354	0,316	0,273	14,766
1991/92	0,743	0,613	1,196	1,056	0,649	0,679	0,499	1,307	4,776	0,939	0,822	1,504	14,784
1992/93	1,735	0,730	0,598	0,506	0,430	0,759	0,623	1,706	0,530	0,268	0,252	0,442	8,578
1993/94	0,655	0,410	0,309	0,278	0,252	0,244	0,219	0,282	0,187	0,146	0,153	1,836	4,971
1994/95	16,559	3,976	3,045	1,645	1,110	0,926	0,712	0,515	0,398	0,271	0,267	0,243	29,667
1995/96	0,176	0,243	3,844	9,410	2,041	1,684	1,461	1,116	0,726	0,431	0,362	0,343	21,837
1996/97	0,573	1,098	6,523	10,022	2,666	1,953	1,212	0,866	1,011	0,565	0,408	0,328	27,224
1997/98	0,287	0,443	2,058	1,342	1,120	0,641	0,668	1,203	0,497	0,290	0,254	0,231	9,035
1998/99	0,206	0,154	2,604	1,173	0,630	1,319	0,961	1,468	0,710	0,438	0,349	0,782	10,792
1999/00	0,487	1,001	0,443	0,376	0,295	0,305	0,661	0,671	0,777	0,282	0,226	0,179	5,702
2000/01	4,426	1,424	2,264	1,320	0,821	0,826	0,696	0,990	0,504	0,361	0,282	0,413	14,328
2001/02	0,383	0,891	0,435	0,549	0,331	0,851	2,653	1,305	0,793	0,440	0,408	0,418	9,457
2002/03	0,506	0,384	0,329	0,317	4,466	2,403	0,975	4,563	1,062	0,612	0,489	1,396	17,502
2003/04	1,215	2,294	1,343	1,116	1,823	3,850	4,170	3,845	1,798	0,992	0,698	0,507	23,650
2004/05	0,435	0,358	0,692	0,484	0,343	0,370	0,219	0,407	0,268	0,175	0,148	0,320	4,219
2005/06	0,931	3,515	1,054	2,709	1,196	1,108	0,625	0,486	0,399	0,253	0,202	0,803	13,281

809. Río Ciurana aguas arriba río Cortiella

1940/2005
(hm³)

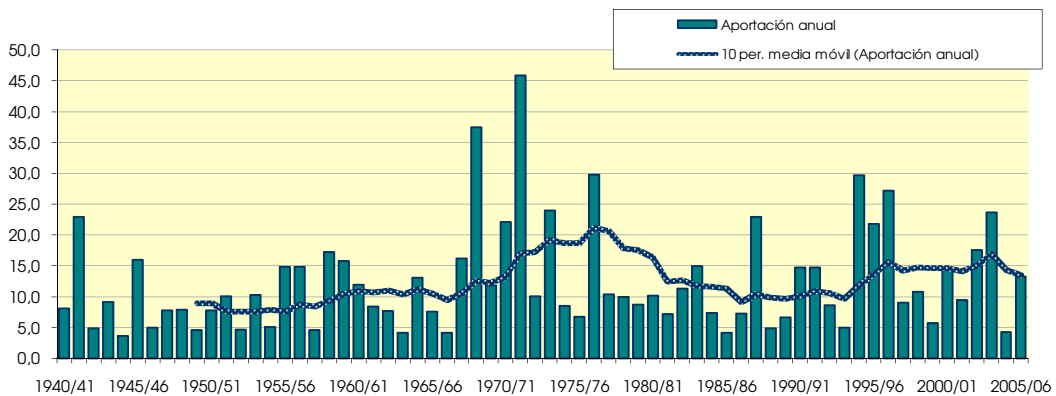
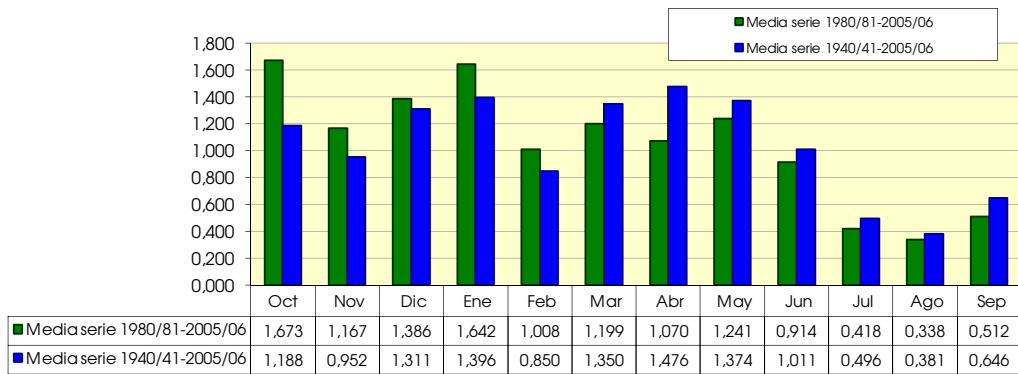
Serie completa

	Oct	Nov	Dic	Ene	Feb	Mar	Abr	May	Jun	Jul	Ago	Sep	Total
Máximo	16,559	6,647	6,523	10,022	4,466	13,154	19,490	5,435	5,004	1,925	1,403	6,917	45,825
Mínimo	0,108	0,130	0,181	0,210	0,181	0,244	0,185	0,203	0,187	0,146	0,134	0,126	3,606
Media	1,188	0,952	1,311	1,396	0,850	1,350	1,476	1,374	1,011	0,496	0,381	0,646	12,431
Percentil 1%	0,123	0,146	0,205	0,223	0,196	0,253	0,194	0,226	0,209	0,148	0,143	0,134	3,973
Percentil 5%	0,179	0,216	0,265	0,287	0,244	0,296	0,219	0,272	0,246	0,172	0,153	0,152	4,205
Percentil 10%	0,194	0,230	0,311	0,318	0,307	0,386	0,279	0,285	0,276	0,191	0,167	0,173	4,614
Percentil 25%	0,263	0,359	0,428	0,456	0,401	0,535	0,420	0,433	0,404	0,254	0,210	0,238	7,173
Percentil 50%	0,470	0,596	0,704	0,805	0,666	0,753	0,665	0,863	0,612	0,362	0,301	0,365	10,014
Desviación típica	2,177	1,102	1,428	2,007	0,737	1,831	3,020	1,350	1,056	0,388	0,248	0,949	8,413
Coef. variación	1,833	1,159	1,089	1,438	0,867	1,357	2,046	0,983	1,044	0,782	0,651	1,469	0,677

1980/2005
(hm³)

Serie para asignación y reserva

	Oct	Nov	Dic	Ene	Feb	Mar	Abr	May	Jun	Jul	Ago	Sep	Total
Máximo	16,559	3,976	6,523	10,022	4,466	5,630	4,170	4,563	4,776	1,011	0,822	1,836	29,667
Mínimo	0,176	0,154	0,309	0,278	0,252	0,244	0,219	0,282	0,187	0,146	0,148	0,154	4,201
Media	1,673	1,167	1,386	1,642	1,008	1,199	1,070	1,241	0,914	0,418	0,338	0,512	12,567
Percentil 1%	0,178	0,177	0,313	0,287	0,262	0,260	0,219	0,283	0,196	0,150	0,149	0,159	4,205
Percentil 5%	0,190	0,264	0,325	0,317	0,303	0,321	0,229	0,299	0,234	0,164	0,153	0,176	4,393
Percentil 10%	0,203	0,343	0,340	0,321	0,329	0,389	0,322	0,374	0,265	0,182	0,161	0,191	4,943
Percentil 25%	0,335	0,448	0,437	0,476	0,371	0,584	0,526	0,471	0,398	0,226	0,208	0,251	7,173
Percentil 50%	0,496	0,748	0,873	0,805	0,679	0,793	0,682	0,974	0,543	0,322	0,290	0,343	10,503
Desviación típica	3,279	1,053	1,418	2,537	0,936	1,197	0,981	1,119	1,003	0,267	0,179	0,432	7,316
Coef. variación	1,960	0,903	1,024	1,545	0,929	0,998	0,917	0,902	1,098	0,639	0,529	0,843	0,582



810. Río Cortiella

(hm ²)	Oct	Nov	Dic	Ene	Feb	Mar	Abr	May	Jun	Jul	Ago	Sep	Total
1940/41	0.736	0.191	0.142	0.868	0.218	0.171	0.185	0.171	0.130	0.109	0.096	0.291	3.306
1941/42	0.122	0.148	0.102	0.083	0.165	0.126	3.626	0.488	0.353	0.264	0.207	0.182	5.866
1942/43	0.342	0.281	0.233	0.138	0.107	0.130	0.094	0.076	0.065	0.075	0.076	0.257	1.874
1943/44	0.154	0.137	1.373	0.327	0.403	0.252	0.194	0.202	0.155	0.123	0.110	0.151	3.581
1944/45	0.093	0.081	0.072	0.404	0.121	0.112	0.090	0.079	0.073	0.063	0.058	0.051	1.297
1945/46	0.043	0.353	0.252	0.495	0.166	0.169	1.568	1.713	0.593	0.422	0.320	0.253	6.348
1946/47	0.241	0.166	0.130	0.144	0.192	0.206	0.124	0.108	0.087	0.075	0.071	0.076	1.620
1947/48	0.127	0.062	0.057	0.051	0.064	0.085	0.171	0.245	0.228	0.174	0.139	0.116	1.518
1948/49	0.093	0.073	0.141	0.065	0.056	0.091	0.060	0.499	0.185	0.142	0.126	0.481	2.013
1949/50	0.193	0.164	0.144	0.106	0.085	0.072	0.064	0.279	0.111	0.085	0.078	0.060	1.442
1950/51	0.051	0.044	0.209	0.216	0.116	0.274	0.362	0.251	0.192	0.146	0.118	0.384	2.361
1951/52	0.767	0.416	0.594	0.316	0.217	0.251	0.226	0.223	0.147	0.127	0.105	0.091	3.480
1952/53	0.099	0.077	0.066	0.056	0.050	0.064	0.095	0.059	0.661	0.189	0.147	0.153	1.717
1953/54	0.334	0.152	0.602	0.199	0.154	0.493	0.230	0.267	0.260	0.172	0.133	0.106	3.101
1954/55	0.085	0.072	0.127	0.367	0.177	0.123	0.096	0.078	0.134	0.103	0.092	0.137	1.591
1955/56	0.188	0.112	0.396	0.125	0.096	0.988	0.335	0.858	0.370	0.276	0.212	0.185	4.139
1956/57	0.150	0.131	0.096	0.074	0.063	0.057	0.219	1.057	1.736	0.486	0.358	0.271	4.697
1957/58	0.410	0.227	0.196	0.171	0.117	0.094	0.081	0.071	0.062	0.056	0.054	0.056	1.594
1958/59	0.071	0.113	0.510	0.199	0.415	0.854	0.309	0.235	0.179	0.142	0.115	1.776	4.918
1959/60	0.966	0.538	0.403	0.403	0.315	0.733	0.333	0.283	0.348	0.236	0.179	0.206	4.943
1960/61	0.417	0.210	1.071	0.379	0.266	0.206	0.163	0.309	0.146	0.117	0.102	0.205	3.590
1961/62	0.188	0.598	0.258	0.250	0.194	0.157	0.299	0.200	0.153	0.124	0.108	0.225	2.754
1962/63	0.762	0.310	0.220	0.188	0.230	0.155	0.135	0.117	0.097	0.082	0.078	0.526	2.900
1963/64	0.170	0.136	0.142	0.100	0.140	0.111	0.088	0.078	0.072	0.067	0.064	0.092	1.261
1964/65	0.077	0.178	1.714	0.373	0.265	0.213	0.176	0.147	0.118	0.094	0.083	0.093	3.530
1965/66	1.013	0.278	0.202	0.197	0.187	0.135	0.130	0.110	0.098	0.085	0.075	0.068	2.576
1966/67	0.259	0.136	0.103	0.086	0.077	0.132	0.121	0.094	0.078	0.068	0.062	0.054	1.271
1967/68	0.141	3.186	0.582	0.416	0.318	0.318	0.223	0.241	0.209	0.161	0.153	0.116	6.064
1968/69	0.092	0.256	0.423	0.336	0.246	0.861	5.025	0.897	0.636	0.471	0.354	0.626	10.224
1969/70	1.223	0.478	0.375	0.295	0.221	0.171	0.136	0.281	0.186	0.148	0.119	0.096	3.728
1970/71	0.511	0.216	0.855	0.352	0.255	0.308	0.304	0.658	0.312	0.234	0.186	1.846	6.037
1971/72	0.578	1.214	2.570	2.103	0.845	1.031	0.644	0.955	1.339	0.580	0.448	1.270	13.578
1972/73	0.792	0.452	0.332	0.251	0.190	0.148	0.125	0.115	0.166	0.128	0.110	0.102	2.909
1973/74	0.088	0.094	0.662	0.204	0.164	0.872	0.522	0.365	0.275	0.210	0.193	0.176	3.826
1974/75	0.143	0.117	0.095	0.079	0.075	0.132	0.100	0.251	0.243	0.179	0.146	0.158	1.718
1975/76	0.118	0.095	0.246	0.124	0.098	0.152	0.240	0.158	0.126	0.099	0.110	0.115	1.682
1976/77	0.236	0.139	0.704	1.969	0.468	0.370	0.759	1.868	0.850	0.521	0.389	0.295	8.567
1977/78	0.338	0.288	0.239	0.199	0.158	0.198	0.315	0.228	0.188	0.150	0.119	0.106	2.527
1978/79	0.126	0.085	0.099	0.715	0.229	0.225	0.214	0.190	0.159	0.128	0.102	0.083	2.356
1979/80	1.125	0.288	0.210	0.161	0.135	0.112	0.099	0.209	0.134	0.105	0.091	0.084	2.753
1980/81	0.076	0.217	0.118	0.095	0.100	0.087	0.632	0.227	0.462	0.255	0.189	0.211	2.670
1981/82	0.149	0.117	0.127	0.238	0.404	0.193	0.162	0.151	0.125	0.102	0.111	0.101	1.980
1982/83	1.439	0.435	0.298	0.221	0.170	0.136	0.114	0.095	0.083	0.078	0.135	0.085	3.288
1983/84	0.068	0.986	0.298	0.218	0.182	0.241	0.186	0.848	0.310	0.228	0.171	0.131	3.868
1984/85	0.122	0.319	0.164	0.127	0.106	0.134	0.114	0.281	0.159	0.123	0.103	0.191	1.942
1985/86	0.136	0.178	0.108	0.084	0.074	0.075	0.115	0.086	0.072	0.062	0.059	0.132	1.183
1986/87	1.151	0.261	0.193	0.229	0.186	0.146	0.116	0.108	0.089	0.074	0.068	0.062	2.683
1987/88	1.159	0.284	0.475	0.858	0.353	0.257	1.101	0.390	0.442	0.343	0.261	0.202	6.124
1988/89	0.157	0.172	0.119	0.090	0.103	0.140	0.208	0.125	0.098	0.080	0.077	0.112	1.480
1989/90	0.080	0.489	0.371	0.207	0.154	0.116	0.092	0.130	0.107	0.089	0.076	0.070	1.981
1990/91	0.674	0.234	0.172	0.147	0.125	1.251	0.337	0.264	0.198	0.151	0.122	0.119	3.793
1991/92	0.190	0.208	0.357	0.314	0.161	0.142	0.129	0.357	1.041	0.338	0.266	0.505	4.009
1992/93	0.397	0.244	0.186	0.140	0.110	0.125	0.144	0.206	0.142	0.112	0.090	0.150	2.046
1993/94	0.195	0.112	0.089	0.073	0.066	0.059	0.069	0.100	0.066	0.061	0.059	1.131	2.081
1994/95	4.691	1.114	0.665	0.487	0.364	0.275	0.230	0.183	0.145	0.118	0.100	0.087	8.460
1995/96	0.075	0.077	0.920	2.109	0.469	0.371	0.347	0.298	0.235	0.181	0.170	0.133	5.385
1996/97	0.147	0.333	1.295	2.815	0.639	0.470	0.364	0.282	0.280	0.213	0.174	0.143	7.155
1997/98	0.119	0.126	0.535	0.277	0.217	0.159	0.166	0.216	0.148	0.116	0.097	0.085	2.261
1998/99	0.077	0.066	0.846	0.237	0.180	0.307	0.231	0.559	0.246	0.185	0.144	0.297	3.373
1999/00	0.164	0.234	0.144	0.123	0.089	0.082	0.153	0.153	0.148	0.116	0.091	0.076	1.575
2000/01	1.964	0.480	0.609	0.358	0.264	0.210	0.214	0.256	0.172	0.150	0.124	0.138	4.938
2001/02	0.126	0.251	0.147	0.121	0.096	0.193	0.507	0.328	0.248	0.188	0.163	0.155	2.524
2002/03	0.167	0.129	0.103	0.085	1.110	0.467	0.253	0.975	0.341	0.255	0.198	0.546	4.629
2003/04	0.354	0.645	0.355	0.245	0.406	0.823	1.053	0.759	0.451	0.332	0.251	0.193	5.865
2004/05	0.152	0.119	0.173	0.116	0.092	0.077	0.067	0.084	0.071	0.062	0.056	0.142	1.211
2005/06	0.338	0.974	0.307	0.776	0.313	0.232	0.178	0.138	0.108	0.093	0.080	0.399	3.935

810. Río Cortiella

1940/2005
(hm³)

Serie completa

	Oct	Nov	Dic	Ene	Feb	Mar	Abr	May	Jun	Jul	Ago	Sep	Total
Máximo	4,691	3,186	2,570	2,815	1,110	1,251	5,025	1,868	1,736	0,580	0,448	1,846	13,578
Mínimo	0,043	0,044	0,057	0,051	0,050	0,057	0,060	0,059	0,062	0,056	0,054	0,051	1,183
Media	0,425	0,320	0,396	0,369	0,221	0,274	0,387	0,338	0,267	0,172	0,141	0,261	3,571

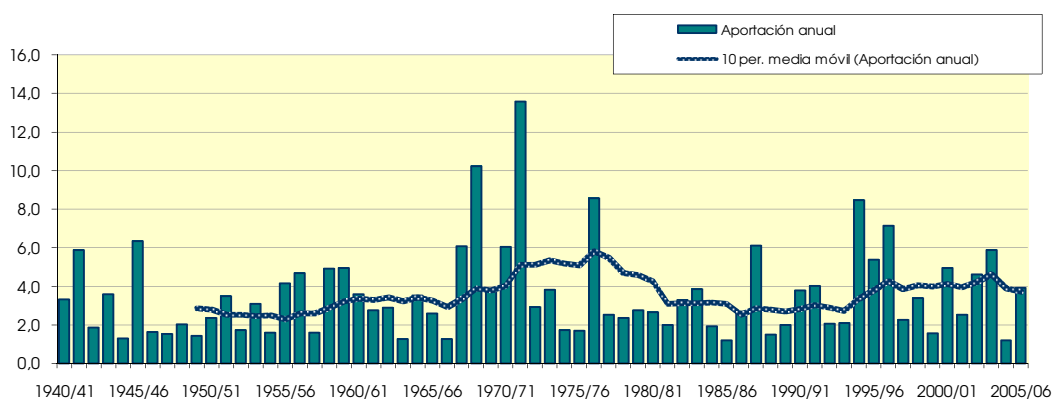
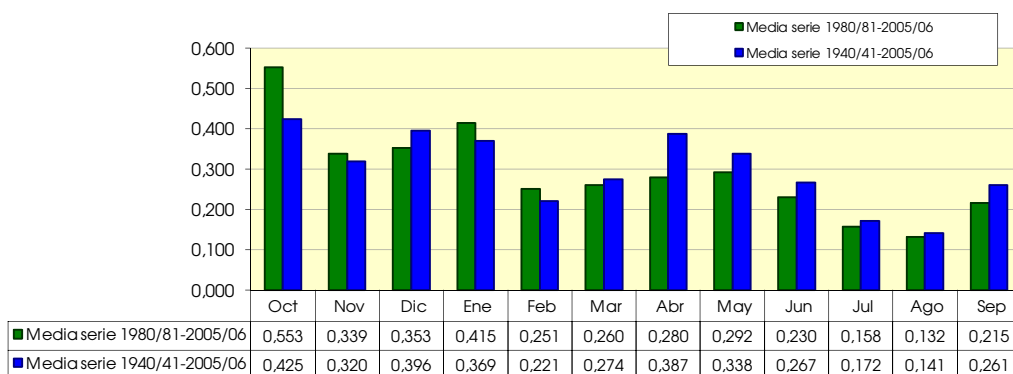
Percentil 1%	0,048	0,055	0,063	0,054	0,054	0,058	0,063	0,067	0,064	0,059	0,055	0,053	1,201
Percentil 5%	0,072	0,072	0,090	0,073	0,065	0,073	0,072	0,078	0,071	0,062	0,059	0,061	1,277
Percentil 10%	0,077	0,079	0,101	0,084	0,076	0,083	0,091	0,085	0,076	0,071	0,066	0,073	1,499
Percentil 25%	0,120	0,121	0,141	0,123	0,106	0,125	0,117	0,126	0,113	0,093	0,084	0,093	1,952
Percentil 50%	0,169	0,209	0,236	0,212	0,173	0,170	0,185	0,228	0,162	0,128	0,113	0,142	2,905
Desviación típica	0,665	0,435	0,433	0,520	0,181	0,268	0,759	0,357	0,295	0,118	0,085	0,352	2,324
Coef. variación	1,566	1,361	1,093	1,409	0,821	0,975	1,959	1,056	1,105	0,685	0,600	1,349	0,651

1980/2005
(hm³)

Serie para asignación y reserva

	Oct	Nov	Dic	Ene	Feb	Mar	Abr	May	Jun	Jul	Ago	Sep	Total
Máximo	4,691	1,114	1,295	2,815	1,110	1,251	1,101	0,975	1,041	0,343	0,266	1,131	8,460
Mínimo	0,068	0,066	0,089	0,073	0,066	0,059	0,067	0,084	0,066	0,061	0,056	0,062	1,183
Media	0,553	0,339	0,353	0,415	0,251	0,260	0,280	0,292	0,230	0,158	0,132	0,215	3,478

Percentil 1%	0,069	0,069	0,092	0,076	0,068	0,063	0,067	0,085	0,067	0,061	0,057	0,064	1,190
Percentil 5%	0,075	0,086	0,104	0,085	0,078	0,075	0,074	0,089	0,071	0,062	0,059	0,072	1,278
Percentil 10%	0,076	0,115	0,113	0,088	0,091	0,079	0,103	0,098	0,078	0,068	0,063	0,081	1,528
Percentil 25%	0,123	0,140	0,145	0,122	0,104	0,127	0,119	0,132	0,107	0,090	0,082	0,104	1,997
Percentil 50%	0,161	0,239	0,246	0,219	0,175	0,176	0,182	0,222	0,153	0,121	0,117	0,140	2,986
Desviación típica	0,976	0,289	0,301	0,641	0,227	0,261	0,269	0,239	0,204	0,088	0,063	0,225	1,913
Coef. variación	1,767	0,853	0,853	1,545	0,904	1,003	0,962	0,816	0,886	0,558	0,476	1,045	0,550



813. Río Montsant

(hm ²)	Oct	Nov	Dic	Ene	Feb	Mar	Abr	May	Jun	Jul	Ago	Sep	Total
1940/41	2,363	0,413	0,315	3,394	0,656	0,473	0,638	1,000	0,384	0,332	0,298	0,904	11,170
1941/42	0,295	0,396	0,211	0,189	0,325	0,761	16,751	1,191	0,817	0,607	0,481	0,549	22,573
1942/43	1,031	1,313	0,470	0,318	0,243	0,725	0,280	0,220	0,149	0,405	0,175	1,217	6,547
1943/44	0,387	0,310	6,805	0,692	1,720	0,875	0,610	0,772	0,450	0,282	0,478	0,533	13,914
1944/45	0,237	0,342	0,185	2,049	0,329	0,651	0,257	0,308	0,278	0,143	0,309	0,130	5,218
1945/46	0,114	1,944	0,644	2,161	0,413	1,011	9,405	9,153	1,486	0,964	0,773	0,666	28,736
1946/47	0,887	0,375	0,296	0,541	1,193	0,997	0,303	0,314	0,198	0,192	0,190	0,262	5,747
1947/48	0,310	0,160	0,131	0,141	0,160	0,546	4,430	6,395	0,552	0,415	0,335	0,289	13,863
1948/49	0,218	0,168	0,221	0,142	0,132	0,303	0,139	3,683	0,415	0,324	0,451	2,595	8,791
1949/50	0,424	0,578	0,497	0,247	0,201	0,226	0,158	1,296	0,224	0,185	0,211	0,134	4,380
1950/51	0,126	0,102	0,919	1,045	0,423	1,400	1,825	1,241	0,630	0,335	0,356	5,830	14,232
1951/52	4,770	1,173	0,940	0,729	0,494	0,947	0,447	0,915	0,341	0,621	0,246	0,202	11,825
1952/53	0,855	0,180	0,151	0,127	0,113	0,456	0,172	0,171	2,489	0,439	0,337	1,012	6,501
1953/54	1,129	0,324	2,988	0,477	0,401	3,457	1,001	2,272	0,831	0,440	0,305	0,287	13,913
1954/55	0,196	0,186	0,417	1,120	0,716	0,335	0,271	0,186	1,767	0,244	0,386	1,204	7,029
1955/56	0,326	0,313	1,001	0,305	0,213	4,402	2,555	5,788	1,216	0,629	0,543	0,647	17,938
1956/57	0,391	0,379	0,215	0,174	0,154	0,134	1,454	4,623	7,439	1,085	0,848	0,633	17,528
1957/58	1,259	0,535	0,392	0,410	0,256	0,243	0,196	0,182	0,144	0,128	0,120	0,406	4,273
1958/59	0,338	0,392	3,272	0,389	1,148	3,764	0,811	0,752	0,449	0,378	0,269	9,550	21,512
1959/60	4,074	1,317	1,079	1,756	1,455	4,764	0,799	1,311	1,705	0,546	0,463	0,566	19,835
1960/61	4,087	0,456	6,654	1,300	0,753	0,592	0,410	0,809	0,322	0,260	0,360	1,700	17,704
1961/62	0,469	7,150	0,586	0,651	0,496	0,446	1,984	0,804	0,602	0,286	0,248	1,460	15,183
1962/63	3,029	1,396	0,545	0,513	1,106	0,526	0,617	0,319	0,257	0,202	0,332	1,959	10,799
1963/64	0,352	0,545	0,578	0,228	0,909	0,365	0,264	0,190	0,274	0,171	0,146	1,196	5,219
1964/65	0,189	0,650	5,865	0,912	0,700	0,844	0,613	0,631	0,276	0,216	0,256	0,453	11,602
1965/66	4,982	0,752	0,443	0,669	0,856	0,318	0,752	0,394	0,340	0,194	0,171	0,156	10,027
1966/67	2,295	0,312	0,232	0,235	0,211	1,121	0,766	0,269	0,179	0,156	0,148	0,124	6,050
1967/68	0,402	26,479	1,258	0,936	0,746	0,950	0,513	1,427	1,188	0,364	0,649	0,262	35,174
1968/69	0,209	3,478	2,180	2,236	1,202	5,285	27,227	4,068	1,988	1,085	0,816	2,282	52,057
1969/70	5,327	1,058	1,126	1,297	0,495	0,521	0,346	2,906	0,450	0,385	0,276	0,219	14,407
1970/71	3,868	0,580	5,574	2,064	0,757	1,677	2,334	3,603	0,778	0,541	0,435	5,774	27,985
1971/72	1,684	5,906	7,372	7,897	2,762	4,141	2,484	5,943	5,261	1,462	1,440	4,477	50,830
1972/73	2,540	1,433	0,762	0,595	0,436	0,362	0,499	0,384	1,789	0,297	0,351	0,455	9,902
1973/74	0,285	0,684	4,941	0,457	0,584	13,430	1,818	0,986	0,649	0,590	0,606	1,161	26,192
1974/75	0,393	0,289	0,223	0,270	0,404	1,311	0,279	4,538	1,414	0,409	0,460	0,976	10,966
1975/76	0,283	0,237	1,702	0,287	0,240	0,873	2,206	0,602	0,384	0,249	0,686	1,140	8,889
1976/77	1,885	0,393	3,801	8,712	1,465	1,738	5,430	9,860	2,942	1,265	0,904	0,738	39,133
1977/78	1,736	1,081	0,705	0,736	0,482	1,720	2,179	1,127	0,748	0,343	0,288	0,524	11,667
1978/79	0,424	0,209	0,547	4,290	0,597	1,667	1,320	0,965	0,449	0,294	0,282	0,243	11,286
1979/80	6,662	0,764	0,519	0,397	0,356	0,386	0,374	1,603	0,330	0,238	0,240	0,407	12,277
1980/81	0,268	1,886	0,265	0,326	0,585	0,453	3,642	1,090	4,355	0,573	0,480	1,577	15,498
1981/82	0,386	0,279	0,559	0,906	2,006	0,962	0,694	0,895	0,349	0,308	1,140	0,402	8,886
1982/83	6,271	3,123	0,699	0,509	0,537	0,369	0,390	0,238	0,345	0,177	0,462	0,209	13,328
1983/84	0,230	6,430	1,130	0,495	0,760	2,202	0,609	6,882	0,728	0,522	0,403	0,376	20,767
1984/85	0,562	2,333	0,474	0,387	0,380	1,212	0,618	2,010	0,353	0,340	0,236	0,571	9,476
1985/86	0,728	0,567	0,289	0,260	0,248	0,520	1,066	0,273	0,171	0,159	0,245	2,626	7,152
1986/87	5,440	0,805	0,549	1,434	1,209	0,519	0,320	0,642	0,252	0,169	0,155	0,167	11,661
1987/88	5,537	0,784	2,319	3,667	0,775	0,738	4,574	1,689	7,353	0,793	0,603	0,481	29,314
1988/89	0,602	0,846	0,261	0,203	0,735	0,866	1,523	0,469	0,224	0,183	0,285	0,305	6,502
1989/90	0,971	3,514	0,879	0,527	0,346	0,263	0,217	0,627	0,576	0,211	0,187	0,345	8,663
1990/91	6,277	0,777	0,427	0,443	0,402	8,271	0,758	0,844	0,464	0,348	0,324	0,769	20,104
1991/92	1,827	1,056	0,824	1,217	0,380	0,695	0,583	2,618	5,144	0,746	0,806	2,328	18,222
1992/93	2,285	0,541	0,439	0,321	0,284	0,832	0,938	1,703	0,323	0,255	0,209	1,212	9,343
1993/94	1,509	0,285	0,204	0,169	0,293	0,145	0,438	0,443	0,147	0,136	0,143	4,178	8,090
1994/95	24,739	7,241	1,546	1,164	0,873	0,637	1,010	0,488	0,359	0,272	0,288	0,413	39,029
1995/96	0,212	0,501	5,331	8,699	1,216	1,618	2,833	1,428	0,617	0,416	0,441	0,485	23,796
1996/97	1,094	3,177	9,320	13,012	1,784	1,503	1,167	0,803	1,480	0,632	0,539	0,548	35,061
1997/98	0,357	0,713	3,217	0,902	0,790	0,458	0,988	1,224	0,336	0,263	0,395	0,404	10,047
1998/99	0,291	0,150	6,172	0,786	0,440	1,707	1,745	3,938	0,585	0,462	0,558	1,523	18,356
1999/00	0,587	1,373	0,329	0,260	0,256	0,359	1,319	1,268	0,796	0,263	0,214	0,218	7,242
2000/01	12,101	2,436	2,960	1,021	0,631	0,802	1,045	1,360	0,393	0,612	0,279	0,625	24,264
2001/02	0,505	1,656	0,571	0,447	0,320	1,074	3,538	1,825	0,851	0,423	0,806	0,688	12,705
2002/03	0,708	0,412	0,272	0,242	4,366	1,813	0,681	4,713	0,779	0,577	0,540	2,040	17,142
2003/04	2,298	3,070	1,021	0,602	1,814	2,666	6,779	3,947	1,051	0,794	0,579	0,447	25,070
2004/05	0,551	0,273	1,051	0,258	0,255	0,288	0,166	0,596	0,169	0,140	0,165	0,955	4,867
2005/06	1,620	4,251	0,656	1,911	0,719	0,691	0,528	0,321	0,248	0,212	0,180	1,680	13,017

813. Río Montsant

1940/2005
(hm³)

Serie completa

	Oct	Nov	Dic	Ene	Feb	Mar	Abr	May	Jun	Jul	Ago	Sep	Total
Máximo	24,739	26,479	9,320	13,012	4,366	13,430	27,227	9,860	7,439	1,462	1,440	9,550	52,057
Mínimo	0,114	0,102	0,131	0,127	0,113	0,134	0,139	0,171	0,144	0,128	0,120	0,124	4,273
Media	2,103	1,716	1,644	1,383	0,738	1,461	2,017	1,902	1,076	0,419	0,414	1,195	16,068

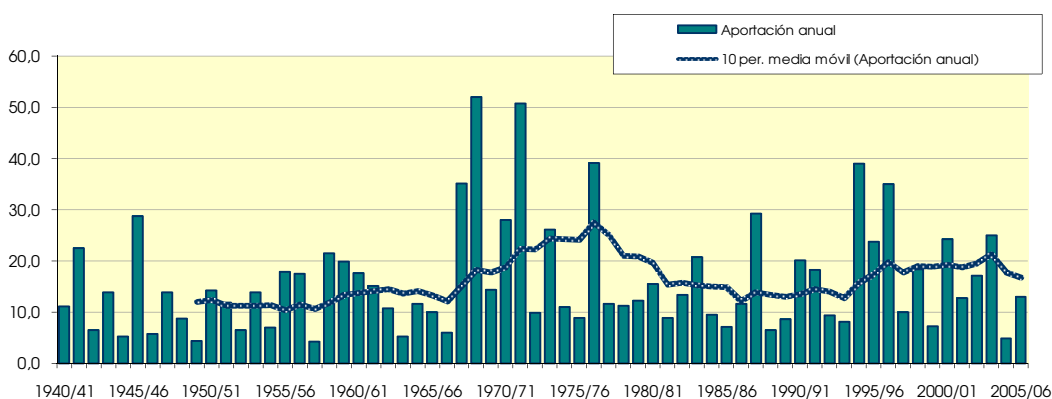
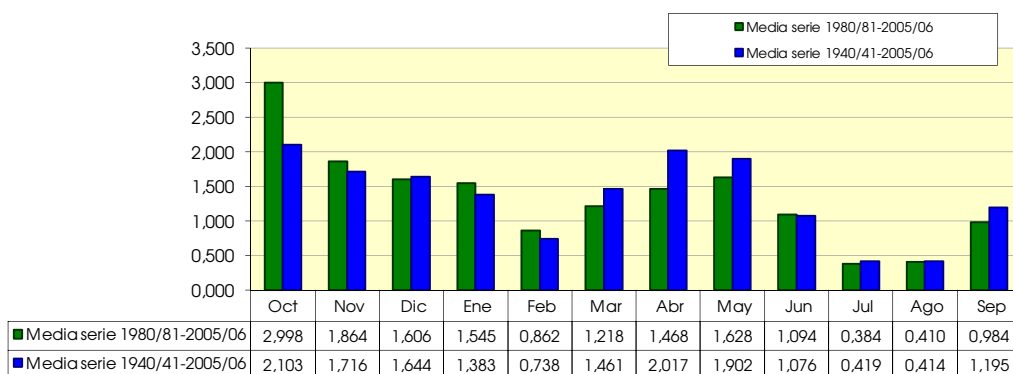
Percentil 1%	0,122	0,133	0,144	0,136	0,125	0,141	0,151	0,178	0,146	0,134	0,135	0,128	4,343
Percentil 5%	0,199	0,171	0,206	0,170	0,170	0,248	0,178	0,198	0,169	0,146	0,150	0,159	5,218
Percentil 10%	0,224	0,223	0,222	0,216	0,226	0,311	0,261	0,271	0,211	0,170	0,173	0,213	6,275
Percentil 25%	0,341	0,350	0,398	0,309	0,326	0,456	0,417	0,515	0,324	0,221	0,245	0,383	8,886
Percentil 50%	0,718	0,667	0,650	0,568	0,517	0,817	0,762	1,045	0,457	0,337	0,336	0,598	12,861
Desviación típica	3,598	3,516	2,139	2,314	0,687	2,075	4,034	2,161	1,547	0,279	0,252	1,602	10,592
Coef. variación	1,711	2,050	1,301	1,674	0,930	1,421	2,000	1,136	1,437	0,666	0,608	1,340	0,659

1980/2005
(hm³)

Serie para asignación y reserva

	Oct	Nov	Dic	Ene	Feb	Mar	Abr	May	Jun	Jul	Ago	Sep	Total
Máximo	24,739	7,241	9,320	13,012	4,366	8,271	6,779	6,882	7,353	0,794	1,140	4,178	39,029
Mínimo	0,212	0,150	0,204	0,169	0,248	0,145	0,166	0,238	0,147	0,136	0,143	0,167	4,867
Media	2,998	1,864	1,606	1,545	0,862	1,218	1,468	1,628	1,094	0,384	0,410	0,984	16,062

Percentil 1%	0,217	0,180	0,218	0,177	0,250	0,175	0,179	0,246	0,152	0,137	0,146	0,178	5,276
Percentil 5%	0,240	0,274	0,262	0,213	0,255	0,269	0,243	0,285	0,169	0,145	0,157	0,211	6,664
Percentil 10%	0,280	0,282	0,269	0,250	0,270	0,323	0,355	0,382	0,198	0,164	0,172	0,262	7,197
Percentil 25%	0,516	0,547	0,430	0,322	0,355	0,474	0,590	0,603	0,326	0,211	0,220	0,403	9,000
Percentil 50%	0,850	0,951	0,677	0,518	0,608	0,770	0,963	1,157	0,429	0,324	0,359	0,560	13,172
Desviación típica	5,245	1,878	2,200	2,901	0,873	1,572	1,570	1,601	1,750	0,211	0,242	0,949	9,029
Coef. variación	1,749	1,007	1,369	1,878	1,013	1,291	1,070	0,983	1,599	0,548	0,591	0,965	0,562



814. Río Ciurana aguas abajo río Cortiella

(hm ²)	Oct	Nov	Dic	Ene	Feb	Mar	Abr	May	Jun	Jul	Ago	Sep	Total
1940/41	2,475	0,796	0,669	2,708	1,109	1,004	0,797	0,790	0,678	0,468	0,384	0,897	12,776
1941/42	0,471	0,522	0,457	0,437	0,591	0,649	20,927	2,538	1,928	1,177	0,880	0,726	31,304
1942/43	1,059	1,078	0,947	0,789	0,564	0,712	0,445	0,381	0,340	0,301	0,297	0,656	7,569
1943/44	0,529	0,518	4,139	1,803	1,782	1,583	0,948	0,904	0,787	0,519	0,434	0,473	14,420
1944/45	0,365	0,336	0,325	1,232	0,621	0,667	0,431	0,382	0,357	0,264	0,234	0,201	5,416
1945/46	0,172	1,120	0,839	1,715	0,912	0,967	5,323	7,147	3,101	1,855	1,344	1,013	25,508
1946/47	0,876	0,721	0,623	0,656	0,971	1,007	0,593	0,519	0,451	0,316	0,281	0,272	7,286
1947/48	0,348	0,268	0,262	0,285	0,296	0,533	1,869	2,945	1,293	0,802	0,608	0,481	9,991
1948/49	0,393	0,339	0,445	0,363	0,293	0,415	0,271	4,030	1,020	0,640	0,553	1,901	10,661
1949/50	0,798	0,787	0,696	0,608	0,444	0,434	0,300	1,023	0,548	0,361	0,305	0,240	6,545
1950/51	0,205	0,194	0,700	1,020	0,667	1,337	1,507	1,286	1,019	0,652	0,497	2,086	11,171
1951/52	3,146	1,740	2,005	1,596	1,105	1,291	0,933	1,032	0,767	0,572	0,436	0,354	14,977
1952/53	0,347	0,329	0,313	0,312	0,254	0,362	0,334	0,289	2,462	0,847	0,634	0,809	7,292
1953/54	1,141	0,664	2,404	1,146	0,818	2,828	1,167	1,519	1,302	0,767	0,569	0,439	14,763
1954/55	0,358	0,322	0,460	1,498	0,926	0,738	0,484	0,401	0,641	0,447	0,397	0,647	7,320
1955/56	0,553	0,448	1,232	0,699	0,506	4,892	1,910	5,522	2,058	1,235	0,908	0,738	20,700
1956/57	0,599	0,563	0,481	0,428	0,335	0,342	1,298	5,450	7,549	2,141	1,526	1,119	21,831
1957/58	1,390	0,952	0,851	0,809	0,572	0,539	0,374	0,342	0,312	0,231	0,212	0,226	6,810
1958/59	0,277	0,472	2,423	1,099	1,699	4,007	1,476	1,204	0,956	0,612	0,474	9,020	23,719
1959/60	3,685	2,192	1,830	2,077	1,676	3,690	1,613	1,469	2,164	1,011	0,750	0,679	22,835
1960/61	1,784	0,900	5,405	1,982	1,448	1,269	0,778	1,019	0,723	0,490	0,416	0,756	16,969
1961/62	0,612	2,497	1,304	1,280	0,951	0,909	1,405	0,980	0,833	0,547	0,449	0,795	12,562
1962/63	2,347	1,304	1,062	1,010	1,054	0,965	0,671	0,594	0,512	0,357	0,314	1,584	11,774
1963/64	0,668	0,587	0,618	0,572	0,681	0,662	0,446	0,394	0,390	0,288	0,258	0,415	5,979
1964/65	0,320	0,823	8,506	2,000	1,416	1,492	0,897	0,759	0,619	0,403	0,331	0,365	17,930
1965/66	3,533	1,204	1,010	1,020	0,909	0,838	0,637	0,584	0,516	0,365	0,310	0,272	11,197
1966/67	0,930	0,572	0,513	0,486	0,395	0,813	0,585	0,489	0,425	0,300	0,259	0,218	5,985
1967/68	0,357	12,220	2,797	2,330	1,625	1,656	1,012	1,196	1,080	0,680	0,589	0,448	25,990
1968/69	0,364	1,086	1,868	1,606	1,264	5,009	26,601	4,685	3,448	2,078	1,489	2,521	52,019
1969/70	4,103	1,986	1,714	1,571	1,120	0,985	0,620	2,662	0,989	0,635	0,488	0,378	17,251
1970/71	3,025	0,859	3,335	2,746	1,548	2,239	2,398	3,766	2,043	2,161	1,142	5,413	30,674
1971/72	2,599	5,394	9,992	10,482	4,631	6,063	3,348	6,733	6,930	2,786	2,063	4,429	65,450
1972/73	3,446	2,251	1,642	1,377	0,978	0,817	0,581	0,506	1,092	0,693	0,423	0,402	14,209
1973/74	0,357	0,490	3,824	1,221	1,027	14,290	2,675	1,771	1,327	0,741	0,722	0,836	29,283
1974/75	0,641	0,535	0,436	0,434	0,531	1,015	0,687	1,762	2,770	0,805	0,591	0,728	10,935
1975/76	0,466	0,403	1,199	0,609	0,518	0,769	1,694	0,995	0,607	0,445	0,803	0,556	9,063
1976/77	1,410	0,691	4,076	10,346	2,621	2,313	4,268	7,539	4,142	2,005	1,414	1,120	41,945
1977/78	1,970	1,350	1,435	1,133	0,870	1,633	1,700	1,285	1,014	0,624	0,501	0,486	14,001
1978/79	0,505	0,358	0,511	4,444	1,286	1,599	1,436	1,074	0,728	0,543	0,450	0,337	13,271
1979/80	4,856	1,244	0,949	0,806	0,650	0,649	0,516	1,143	0,636	0,423	0,345	0,346	12,564
1980/81	0,315	0,976	0,523	0,476	0,487	0,536	3,098	1,337	3,270	1,248	0,805	0,859	13,929
1981/82	0,618	0,502	0,611	1,025	2,226	1,206	0,881	0,882	0,680	0,409	0,456	0,487	9,984
1982/83	6,098	2,922	1,614	1,174	0,860	0,769	0,554	0,427	0,386	0,303	0,497	0,326	15,929
1983/84	0,285	4,468	1,717	1,138	0,975	2,076	1,175	4,697	1,641	0,936	0,660	0,526	20,294
1984/85	0,595	1,609	0,845	0,661	0,557	0,941	0,604	2,009	0,790	0,542	0,407	0,556	10,117
1985/86	0,504	0,693	0,478	0,441	0,437	0,559	0,763	0,469	0,332	0,252	0,240	0,691	5,858
1986/87	3,336	1,216	0,906	1,164	1,193	0,946	0,592	0,578	0,437	0,304	0,268	0,246	11,186
1987/88	4,932	1,158	2,956	5,559	1,870	1,376	4,867	2,345	2,942	1,523	1,064	0,806	31,400
1988/89	0,687	0,722	0,531	0,457	0,506	0,828	1,261	0,598	0,435	0,315	0,298	0,372	7,011
1989/90	0,325	2,374	1,781	1,093	0,731	0,581	0,396	0,644	0,582	0,349	0,285	0,277	9,420
1990/91	3,583	1,083	0,782	0,730	1,019	7,323	1,733	1,345	0,912	0,580	0,497	0,444	20,031
1991/92	0,998	0,896	1,683	1,503	0,887	0,887	0,689	1,793	6,162	1,438	1,212	2,167	20,315
1992/93	2,273	1,090	0,873	0,715	0,594	0,934	0,822	1,982	0,741	0,434	0,386	0,643	11,486
1993/94	0,916	0,576	0,442	0,387	0,349	0,332	0,316	0,417	0,284	0,236	0,241	3,521	8,017
1994/95	22,691	5,571	4,037	2,374	1,654	1,337	1,052	0,786	0,612	0,446	0,414	0,371	41,346
1995/96	0,286	0,354	4,992	12,153	2,731	2,233	1,967	1,558	1,076	0,701	0,614	0,537	29,203
1996/97	0,780	1,542	8,185	13,959	3,608	2,654	1,754	1,287	1,413	0,881	0,666	0,538	37,266
1997/98	0,463	0,623	2,724	1,722	1,429	0,876	0,904	1,495	0,717	0,463	0,398	0,357	12,171
1998/99	0,319	0,252	3,687	1,519	0,898	1,739	1,291	2,281	1,075	0,714	0,564	1,167	15,505
1999/00	0,726	1,314	0,658	0,556	0,428	0,425	0,864	0,887	0,990	0,455	0,363	0,293	7,959
2000/01	7,058	2,110	3,132	1,852	1,216	1,140	1,007	1,354	0,761	0,581	0,466	0,605	21,281
2001/02	0,561	1,215	0,648	0,727	0,474	1,105	3,355	1,800	1,155	0,719	0,646	0,639	13,043
2002/03	0,736	0,570	0,481	0,443	5,849	3,024	1,345	5,896	1,565	0,991	0,784	2,110	23,794
2003/04	1,693	3,145	1,849	1,476	2,386	4,919	5,745	4,932	2,470	1,488	1,074	0,794	31,970
2004/05	0,661	0,536	0,930	0,654	0,479	0,484	0,318	0,525	0,372	0,267	0,230	0,522	5,979
2005/06	1,358	4,800	1,498	3,829	1,648	1,449	0,888	0,690	0,560	0,390	0,319	1,361	18,789

814. Río Ciurana aguas abajo río Cortiella

1940/2005

(hm³)

Serie completa

	Oct	Nov	Dic	Ene	Feb	Mar	Abr	May	Jun	Jul	Ago	Sep	Total
Máximo	22,691	12,220	9,992	13,959	5,849	14,290	26,601	7,539	7,549	2,786	2,063	9,020	65,450
Mínimo	0,172	0,194	0,262	0,285	0,254	0,332	0,271	0,289	0,284	0,231	0,212	0,201	5,416
Media	1,762	1,416	1,862	1,917	1,169	1,737	2,033	1,850	1,408	0,751	0,590	1,009	17,504

Percentil 1%	0,194	0,232	0,295	0,302	0,279	0,339	0,290	0,323	0,302	0,234	0,224	0,212	5,704
Percentil 5%	0,285	0,324	0,438	0,397	0,339	0,418	0,322	0,385	0,344	0,265	0,240	0,241	5,981
Percentil 10%	0,319	0,346	0,459	0,439	0,432	0,508	0,414	0,422	0,388	0,301	0,263	0,275	6,910
Percentil 25%	0,411	0,535	0,619	0,655	0,559	0,719	0,596	0,609	0,588	0,393	0,334	0,373	9,985
Percentil 50%	0,707	0,878	1,036	1,135	0,919	0,995	0,941	1,200	0,873	0,576	0,470	0,581	13,965
Desviación típica	3,031	1,793	1,983	2,712	0,980	2,123	4,079	1,812	1,484	0,553	0,370	1,378	11,637
Coef. variación	1,720	1,266	1,065	1,415	0,838	1,222	2,006	0,979	1,054	0,737	0,627	1,366	0,665

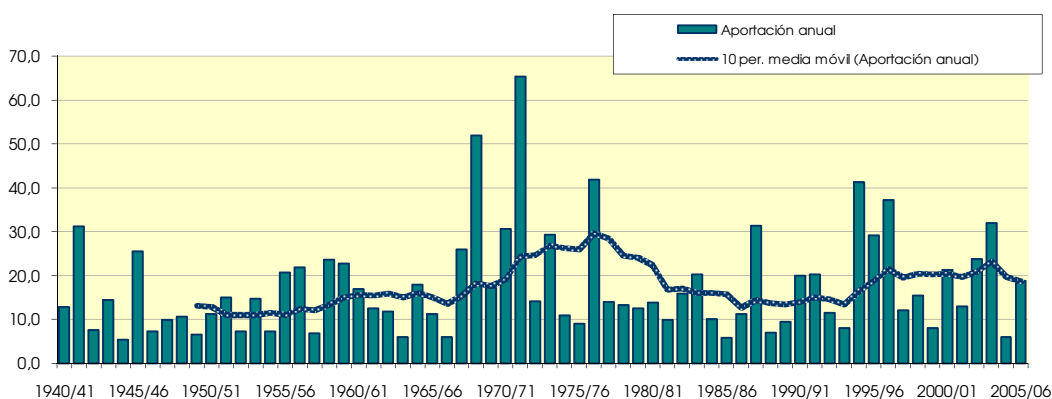
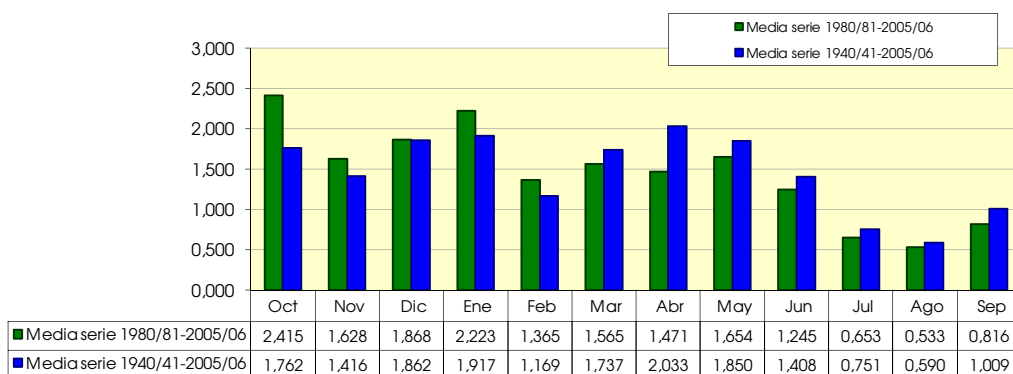
1980/2005

(hm³)

Serie para asignación y reserva

	Oct	Nov	Dic	Ene	Feb	Mar	Abr	May	Jun	Jul	Ago	Sep	Total
Máximo	22,691	5,571	8,185	13,959	5,849	7,323	5,745	5,896	6,162	1,523	1,212	3,521	41,346
Mínimo	0,285	0,252	0,442	0,387	0,349	0,332	0,316	0,417	0,284	0,236	0,230	0,246	5,858
Media	2,415	1,628	1,868	2,223	1,365	1,565	1,471	1,654	1,245	0,653	0,533	0,816	17,434

Percentil 1%	0,285	0,278	0,451	0,400	0,369	0,355	0,316	0,420	0,296	0,240	0,232	0,254	5,888
Percentil 5%	0,293	0,391	0,478	0,442	0,430	0,440	0,337	0,437	0,342	0,255	0,240	0,281	6,237
Percentil 10%	0,317	0,519	0,502	0,450	0,455	0,510	0,475	0,497	0,379	0,285	0,255	0,309	7,485
Percentil 25%	0,518	0,640	0,650	0,656	0,519	0,783	0,708	0,656	0,566	0,359	0,330	0,390	10,017
Percentil 50%	0,731	1,124	1,214	1,116	0,936	1,026	0,956	1,341	0,776	0,502	0,461	0,547	14,717
Desviación típica	4,538	1,436	1,795	3,397	1,229	1,541	1,357	1,435	1,270	0,397	0,271	0,741	9,911
Coef. variación	1,879	0,882	0,961	1,528	0,900	0,985	0,923	0,867	1,021	0,608	0,508	0,908	0,568



816. Río Ciuarana entre río Asmat y río Montsant

(hm ²)	Oct	Nov	Dic	Ene	Feb	Mar	Abr	May	Jun	Jul	Ago	Sep	Total
1940/41	5.588	1.630	1.336	6.665	2.216	1.864	1.778	2.104	1.344	1.048	0.900	2.064	28.538
1941/42	1.002	1.133	0.864	0.801	1.124	1.595	39.270	4.403	3.286	2.224	1.729	1.594	59.024
1942/43	2.442	2.720	1.711	1.358	1.019	1.635	0.908	0.761	0.632	0.847	0.619	2.210	16.861
1943/44	1.170	1.063	13.187	3.170	4.239	3.026	2.034	2.115	1.614	1.116	1.191	1.277	35.202
1944/45	0.840	0.888	0.695	3.576	1.228	1.565	0.907	0.879	0.806	0.562	0.685	0.460	13.092
1945/46	0.398	3.331	1.734	4.220	1.609	2.236	16.158	18.143	5.575	3.617	2.772	2.222	62.016
1946/47	2.231	1.494	1.253	1.497	2.465	2.310	1.165	1.066	0.855	0.689	0.637	0.693	16.354
1947/48	0.820	0.574	0.523	0.548	0.579	1.213	6.479	9.593	2.101	1.424	1.118	0.921	25.894
1948/49	0.741	0.618	0.787	0.620	0.530	0.837	0.529	7.944	1.680	1.169	1.188	5.000	21.642
1949/50	1.543	1.636	1.441	1.073	0.830	0.821	0.602	2.492	0.949	0.702	0.655	0.494	13.239
1950/51	0.437	0.391	1.774	2.247	1.274	2.958	3.652	2.835	1.944	1.235	1.063	8.892	28.702
1951/52	8.843	3.590	3.883	2.949	2.118	2.704	1.804	2.328	1.442	1.483	0.937	0.776	32.857
1952/53	1.402	0.692	0.625	0.581	0.494	0.943	0.637	0.581	5.631	1.562	1.204	2.037	16.389
1953/54	2.537	1.216	5.887	1.933	1.478	6.622	2.490	4.110	2.457	1.477	1.099	0.916	32.220
1954/55	0.717	0.649	1.022	2.845	1.875	1.287	0.938	0.746	2.609	0.870	0.945	2.026	16.529
1955/56	1.047	0.914	2.516	1.202	0.890	9.804	4.855	11.926	3.767	2.268	1.783	1.669	42.642
1956/57	1.233	1.155	0.881	0.757	0.625	0.601	2.902	10.509	16.878	3.926	2.939	2.210	44.615
1957/58	3.126	1.912	1.612	1.548	1.113	1.027	0.787	0.716	0.626	0.512	0.473	0.766	14.217
1958/59	0.746	1.004	6.007	1.790	3.313	8.449	2.817	2.400	1.781	1.308	1.015	19.814	50.444
1959/60	8.858	4.409	3.690	4.542	3.772	9.227	3.048	3.326	4.409	2.014	1.594	1.591	50.479
1960/61	6.386	1.761	12.967	3.898	2.720	2.295	1.555	2.176	1.357	1.022	1.018	2.741	39.896
1961/62	1.370	10.398	2.340	2.328	1.801	1.672	3.733	2.112	1.726	1.082	0.920	2.502	31.984
1962/63	5.854	3.118	1.974	1.841	2.479	1.782	1.544	1.141	0.969	0.736	0.808	3.974	26.220
1963/64	1.349	1.415	1.500	1.041	1.822	1.246	0.904	0.757	0.824	0.608	0.543	1.776	13.783
1964/65	0.661	1.669	15.665	3.480	2.589	2.736	1.856	1.688	1.149	0.834	0.774	0.991	34.093
1965/66	9.054	2.359	1.794	1.997	2.055	1.415	1.623	1.190	1.048	0.732	0.639	0.573	24.478
1966/67	3.446	1.123	0.955	0.904	0.770	2.107	1.530	0.922	0.749	0.588	0.527	0.451	14.072
1967/68	0.876	44.334	5.149	4.154	3.104	3.256	2.084	3.130	2.735	1.452	1.594	1.021	72.889
1968/69	0.837	4.959	4.520	4.323	2.894	10.977	57.133	10.075	6.521	4.041	3.021	5.629	114.932
1969/70	10.840	3.897	3.589	3.519	2.174	1.972	1.362	5.970	1.841	1.370	1.063	0.852	38.448
1970/71	7.200	1.745	9.374	5.229	2.678	4.269	5.106	7.862	3.247	3.048	1.869	13.257	64.884
1971/72	5.265	13.150	20.142	20.913	9.117	11.872	7.188	13.975	13.717	5.361	4.416	10.279	135.394
1972/73	7.143	4.652	3.207	2.633	1.961	1.634	1.470	1.230	3.231	1.322	1.069	1.121	30.672
1973/74	0.872	1.382	9.140	1.995	1.883	28.803	5.289	3.442	2.542	1.798	1.729	2.352	61.228
1974/75	1.345	1.093	0.890	0.900	1.112	2.513	1.151	6.809	4.595	1.577	1.364	1.990	25.341
1975/76	0.999	0.854	3.159	1.142	0.968	1.846	4.138	1.834	1.191	0.864	1.652	1.864	20.511
1976/77	3.495	1.281	8.321	20.536	4.845	4.694	10.451	19.077	8.322	4.210	3.081	2.482	90.796
1977/78	4.257	2.929	2.573	2.244	1.679	3.664	4.225	2.747	2.057	1.218	1.002	1.196	29.793
1978/79	1.105	0.721	1.203	9.018	2.174	3.538	3.021	2.289	1.400	1.029	0.894	0.718	27.109
1979/80	12.045	2.381	1.774	1.454	1.223	1.228	1.063	2.943	1.165	0.830	0.739	0.897	27.741
1980/81	0.714	3.023	0.951	0.943	1.205	1.119	7.119	2.753	8.048	2.225	1.614	2.741	32.454
1981/82	1.274	1.006	1.372	2.158	4.535	2.453	1.828	2.009	1.235	0.895	1.766	1.050	21.581
1982/83	13.320	6.569	2.773	2.056	1.704	1.397	1.170	0.861	0.904	0.643	1.143	0.708	33.249
1983/84	0.666	11.576	3.273	1.994	2.040	4.577	2.068	12.161	2.836	1.835	1.369	1.154	45.549
1984/85	1.374	4.194	1.563	1.257	1.121	2.336	1.400	4.231	1.358	1.065	0.809	1.327	22.034
1985/86	1.425	1.459	0.951	0.862	0.832	1.221	1.984	0.896	0.640	0.533	0.600	3.476	14.879
1986/87	9.413	2.421	1.787	2.912	2.707	1.736	1.141	1.424	0.869	0.629	0.566	0.546	26.151
1987/88	11.039	2.372	5.738	9.900	3.200	2.565	10.292	4.655	10.951	2.870	2.121	1.662	67.365
1988/89	1.602	1.851	1.037	0.864	1.433	1.893	3.008	1.284	0.843	0.658	0.735	0.832	16.040
1989/90	1.444	6.182	3.127	1.996	1.395	1.107	0.835	1.488	1.367	0.745	0.637	0.771	21.095
1990/91	10.209	2.193	1.485	1.412	1.640	16.597	3.046	2.648	1.757	1.241	1.086	1.452	44.766
1991/92	3.088	2.236	2.834	3.058	1.562	1.839	1.506	4.719	11.966	2.700	2.441	4.957	42.908
1992/93	5.043	2.059	1.665	1.329	1.123	1.989	1.977	3.916	1.287	0.878	0.755	2.024	24.046
1993/94	2.621	1.045	0.803	0.693	0.766	0.591	0.864	0.979	0.547	0.483	0.492	8.695	18.580
1994/95	50.584	14.149	6.654	4.394	3.218	2.537	2.534	1.675	1.308	1.006	0.951	0.999	90.009
1995/96	0.686	1.026	10.826	21.919	4.638	4.430	5.317	3.449	2.083	1.439	1.333	1.267	58.411
1996/97	2.107	5.001	18.133	28.815	6.344	4.924	3.548	2.610	3.351	1.912	1.545	1.378	79.667
1997/98	1.071	1.562	6.285	2.973	2.546	1.616	2.144	2.966	1.282	0.919	0.961	0.911	25.235
1998/99	0.745	0.521	10.301	2.638	1.620	3.731	3.335	6.685	2.015	1.466	1.362	2.945	37.365
1999/00	1.551	2.923	1.201	1.001	0.846	0.927	2.343	2.335	1.968	0.881	0.715	0.632	17.323
2000/01	20.386	5.132	6.699	3.406	2.285	2.307	2.382	3.040	1.448	1.449	0.974	1.436	50.945
2001/02	1.254	3.089	1.430	1.357	0.954	2.362	7.210	4.119	2.419	1.490	1.754	1.602	29.041
2002/03	1.701	1.215	0.957	0.863	10.718	5.259	2.397	11.339	2.859	1.991	1.676	4.528	45.502
2003/04	4.368	6.697	3.316	2.454	4.593	8.126	13.455	9.636	4.154	2.788	2.064	1.575	63.225
2004/05	1.490	1.042	2.225	1.139	0.925	0.938	0.633	1.265	0.678	0.531	0.507	1.675	13.049
2005/06	3.241	9.770	2.594	6.654	2.893	2.581	1.784	1.318	1.067	0.828	0.698	3.423	36.852

816. Río Ciurana entre río Asmat y río Montsant

1940/2005
(hm³)

Serie completa

	Oct	Nov	Dic	Ene	Feb	Mar	Abr	May	Jun	Jul	Ago	Sep	Total
Máximo	50,584	44,334	20,142	28,815	10,718	28,803	57,133	19,077	16,878	5,361	4,416	19,814	135,394
Mínimo	0,398	0,391	0,523	0,548	0,494	0,591	0,529	0,581	0,547	0,483	0,473	0,451	13,049
Media	4,281	3,584	3,964	3,735	2,268	3,567	4,477	4,164	2,879	1,483	1,272	2,546	38,220

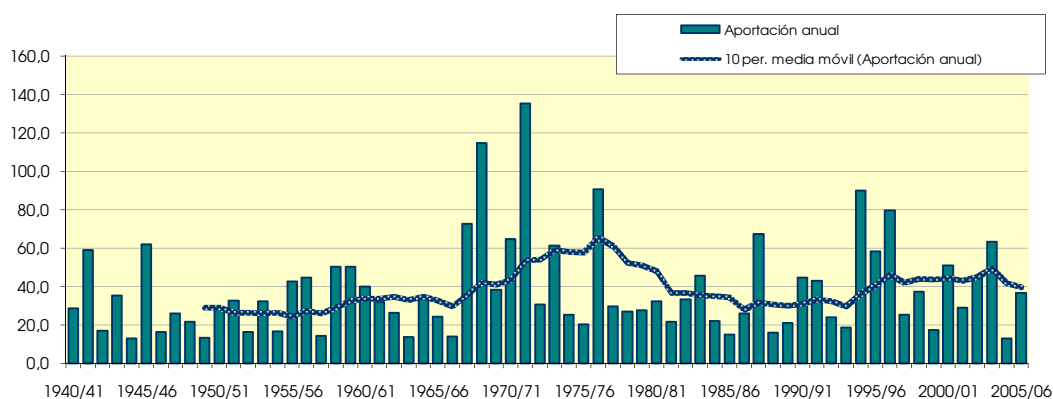
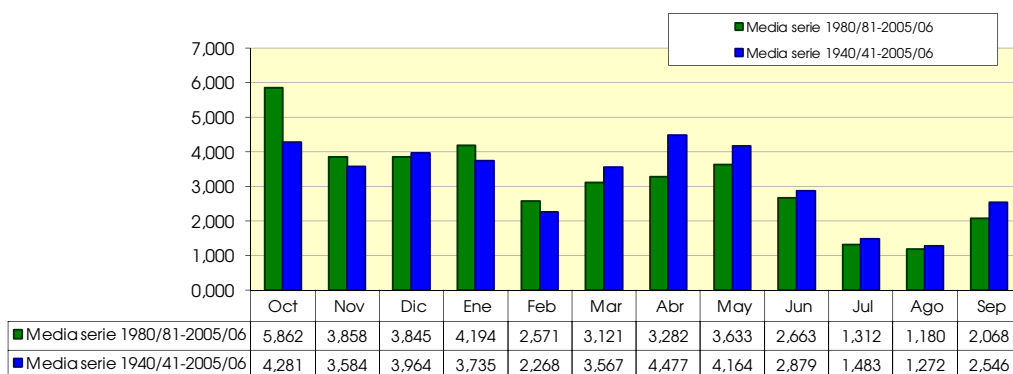
Percentil 1%	0,423	0,476	0,589	0,570	0,517	0,597	0,577	0,669	0,598	0,502	0,485	0,457	13,077
Percentil 5%	0,671	0,626	0,791	0,709	0,660	0,859	0,675	0,758	0,649	0,540	0,531	0,553	13,856
Percentil 10%	0,729	0,788	0,886	0,863	0,831	0,985	0,884	0,888	0,815	0,618	0,610	0,701	15,460
Percentil 25%	1,014	1,101	1,274	1,157	1,121	1,453	1,371	1,345	1,153	0,831	0,743	0,917	21,596
Percentil 50%	1,547	1,806	2,100	2,026	1,812	2,266	2,076	2,629	1,742	1,194	1,063	1,592	31,328
Desviación típica	7,001	5,911	4,341	5,345	1,825	4,363	8,489	4,170	3,211	1,011	0,744	3,218	24,590
Coef. variación	1,635	1,649	1,095	1,431	0,805	1,223	1,896	1,002	1,115	0,682	0,585	1,264	0,643

1980/2005
(hm³)

Serie para asignación y reserva

	Oct	Nov	Dic	Ene	Feb	Mar	Abr	May	Jun	Jul	Ago	Sep	Total
Máximo	50,584	14,149	18,133	28,815	10,718	16,597	13,455	12,161	11,966	2,870	2,441	8,695	90,009
Mínimo	0,666	0,521	0,803	0,693	0,766	0,591	0,633	0,861	0,547	0,483	0,492	0,546	13,049
Media	5,862	3,858	3,845	4,194	2,571	3,121	3,282	3,633	2,663	1,312	1,180	2,068	37,589

Percentil 1%	0,671	0,643	0,840	0,735	0,782	0,675	0,684	0,870	0,570	0,495	0,496	0,568	13,506
Percentil 5%	0,693	1,011	0,951	0,862	0,835	0,930	0,843	0,917	0,649	0,531	0,522	0,651	15,169
Percentil 10%	0,730	1,034	0,954	0,863	0,886	1,023	1,003	1,122	0,760	0,581	0,583	0,740	16,682
Percentil 25%	1,299	1,485	1,387	1,169	1,144	1,452	1,576	1,440	1,109	0,766	0,720	1,012	21,694
Percentil 50%	1,652	2,396	2,410	2,026	1,672	2,322	2,243	2,700	1,407	1,035	1,030	1,444	32,852
Desviación típica	10,337	3,490	4,042	6,622	2,200	3,232	3,068	3,100	3,009	0,727	0,553	1,793	20,582
Coef. variación	1,763	0,905	1,051	1,579	0,856	1,035	0,935	0,853	1,130	0,554	0,469	0,867	0,548



818. Río Asmat

(hm ²)	Oct	Nov	Dic	Ene	Feb	Mar	Abr	May	Jun	Jul	Ago	Sep	Total
1940/41	1,571	0,356	0,331	1,450	0,470	0,421	0,483	0,601	0,195	0,184	0,108	0,181	6,351
1941/42	0,329	0,183	0,189	0,285	0,172	0,205	1,859	1,039	0,286	0,257	0,147	0,152	5,102
1942/43	0,336	0,236	0,256	0,370	0,187	0,247	0,248	0,290	0,097	0,103	0,075	0,176	2,621
1943/44	0,363	0,202	2,591	1,213	0,809	0,655	0,675	0,824	0,260	0,241	0,141	0,155	8,128
1944/45	0,311	0,174	0,180	0,782	0,307	0,282	0,304	0,366	0,124	0,120	0,071	0,073	3,094
1945/46	0,140	0,321	0,265	0,624	0,257	0,262	1,695	3,493	0,607	0,529	0,294	0,285	8,773
1946/47	0,570	0,313	0,307	0,510	0,337	0,349	0,359	0,433	0,143	0,137	0,083	0,091	3,630
1947/48	0,235	0,120	0,126	0,203	0,135	0,156	0,182	0,234	0,077	0,075	0,046	0,051	1,640
1948/49	0,106	0,063	0,143	0,178	0,094	0,197	0,174	0,685	0,126	0,112	0,066	0,174	2,119
1949/50	0,354	0,186	0,207	0,328	0,173	0,167	0,195	0,706	0,136	0,114	0,066	0,066	2,699
1950/51	0,125	0,074	0,146	0,408	0,170	0,384	0,702	0,577	0,167	0,153	0,088	0,446	3,439
1951/52	2,336	0,606	1,109	1,107	0,531	0,536	0,583	0,765	0,240	0,221	0,128	0,128	8,290
1952/53	0,273	0,155	0,151	0,238	0,130	0,167	0,183	0,224	0,210	0,159	0,086	0,096	2,072
1953/54	0,522	0,168	0,451	0,441	0,223	0,503	0,375	0,615	0,175	0,157	0,087	0,088	3,804
1954/55	0,170	0,099	0,155	0,683	0,270	0,224	0,235	0,274	0,136	0,119	0,070	0,081	2,518
1955/56	0,257	0,126	0,273	0,330	0,160	1,018	0,506	1,286	0,243	0,214	0,120	0,130	4,662
1956/57	0,272	0,160	0,153	0,233	0,127	0,128	0,231	1,414	0,872	0,397	0,208	0,202	4,395
1957/58	1,059	0,347	0,530	0,690	0,315	0,285	0,321	0,381	0,128	0,123	0,074	0,077	4,329
1958/59	0,171	0,132	0,507	0,468	0,834	1,613	0,750	0,815	0,251	0,231	0,133	1,598	7,502
1959/60	3,145	0,947	0,734	1,200	0,671	1,061	0,850	0,977	0,391	0,334	0,180	0,206	10,695
1960/61	0,770	0,324	1,070	1,031	0,494	0,443	0,486	0,941	0,233	0,210	0,121	0,161	6,284
1961/62	0,389	0,526	0,337	0,625	0,414	0,352	0,507	0,590	0,181	0,170	0,101	0,121	4,313
1962/63	0,945	0,322	0,306	0,481	0,320	0,285	0,319	0,385	0,130	0,126	0,077	0,376	4,071
1963/64	0,450	0,228	0,254	0,396	0,249	0,242	0,265	0,322	0,114	0,113	0,068	0,079	2,782
1964/65	0,173	0,186	1,773	0,922	0,425	0,388	0,431	0,508	0,167	0,156	0,092	0,100	5,322
1965/66	1,122	0,317	0,289	0,474	0,277	0,261	0,295	0,360	0,123	0,123	0,074	0,077	3,794
1966/67	0,344	0,182	0,179	0,280	0,158	0,195	0,228	0,272	0,089	0,088	0,054	0,057	2,126
1967/68	0,192	3,452	0,962	1,373	0,703	0,788	0,796	1,018	0,342	0,318	0,185	0,185	10,313
1968/69	0,342	0,298	0,478	0,805	0,415	0,872	4,484	2,247	0,635	0,564	0,313	0,391	11,844
1969/70	2,552	0,711	0,817	1,162	0,578	0,529	0,581	0,821	0,279	0,262	0,150	0,147	8,589
1970/71	0,426	0,214	0,373	0,561	0,278	0,298	0,395	0,802	0,198	0,179	0,104	1,225	5,054
1971/72	1,303	1,424	3,122	4,316	1,695	1,736	1,787	2,391	0,915	0,750	0,411	0,743	20,592
1972/73	1,879	0,811	0,739	1,101	0,568	0,527	0,589	0,700	0,290	0,267	0,155	0,156	7,780
1973/74	0,290	0,167	0,365	0,447	0,220	1,846	1,162	1,195	0,366	0,332	0,198	0,200	6,788
1974/75	0,373	0,208	0,205	0,319	0,177	0,207	0,236	1,412	0,297	0,267	0,149	0,157	4,008
1975/76	0,302	0,165	0,275	0,387	0,198	0,227	0,304	0,350	0,109	0,102	0,069	0,081	2,569
1976/77	0,233	0,117	0,524	3,103	0,674	0,589	0,904	3,243	0,821	0,598	0,328	0,317	11,452
1977/78	0,650	0,365	0,367	0,582	0,303	0,314	0,450	0,515	0,162	0,152	0,087	0,089	4,035
1978/79	0,197	0,066	0,061	0,945	0,118	0,099	0,089	0,080	0,074	0,068	0,061	0,054	1,912
1979/80	0,264	0,235	0,108	0,091	0,184	0,178	0,271	0,182	0,177	0,067	0,061	0,058	1,877
1980/81	0,134	0,144	0,130	0,191	0,116	0,119	0,908	0,552	0,281	0,254	0,133	0,140	3,101
1981/82	0,278	0,154	0,163	0,395	0,332	0,250	0,282	0,358	0,116	0,111	0,069	0,078	2,586
1982/83	1,637	0,420	0,279	0,148	0,127	0,111	0,100	0,089	0,080	0,075	0,120	0,089	3,274
1983/84	0,074	0,915	0,286	0,150	0,129	0,334	0,210	0,986	0,277	0,146	0,124	0,106	3,738
1984/85	0,233	0,201	0,191	0,283	0,151	0,168	0,195	0,440	0,116	0,105	0,063	0,137	2,283
1985/86	0,302	0,210	0,179	0,258	0,140	0,171	0,235	0,265	0,086	0,083	0,052	0,062	2,043
1986/87	1,142	0,276	0,252	0,532	0,285	0,261	0,288	0,357	0,116	0,110	0,067	0,071	3,758
1987/88	1,671	0,361	0,518	1,492	0,489	0,416	1,728	1,054	0,344	0,321	0,181	0,179	8,751
1988/89	0,336	0,234	0,217	0,322	0,199	0,227	0,327	0,367	0,115	0,109	0,078	0,101	2,630
1989/90	0,207	0,367	0,577	0,651	0,307	0,276	0,305	0,442	0,143	0,134	0,079	0,082	3,571
1990/91	0,651	0,228	0,205	0,401	0,216	1,818	0,689	0,755	0,233	0,213	0,122	0,129	5,662
1991/92	0,339	0,224	0,407	0,618	0,268	0,247	0,288	0,673	0,534	0,322	0,167	0,238	4,325
1992/93	0,363	0,184	0,154	0,133	0,114	0,208	0,098	0,092	0,083	0,073	0,065	0,064	1,629
1993/94	0,091	0,083	0,066	0,058	0,055	0,051	0,050	0,053	0,050	0,047	0,046	0,448	1,098
1994/95	3,549	0,816	0,750	1,108	0,568	0,528	0,595	0,692	0,226	0,213	0,123	0,121	9,290
1995/96	0,229	0,135	0,618	2,281	0,567	0,504	0,567	0,672	0,213	0,198	0,116	0,123	6,223
1996/97	0,100	0,100	1,396	5,443	0,948	0,375	0,249	0,214	0,193	0,170	0,150	0,133	9,471
1997/98	0,116	0,103	0,224	0,661	0,633	0,120	0,694	0,654	0,265	0,075	0,068	0,062	3,676
1998/99	0,056	0,050	0,267	0,739	0,105	0,104	0,108	0,602	0,369	0,105	0,091	0,094	2,689
1999/00	0,093	0,167	0,077	0,263	0,066	0,060	0,069	0,064	0,992	0,055	0,049	0,045	1,999
2000/01	3,730	0,235	0,344	0,248	0,168	0,145	0,133	0,171	0,117	0,106	0,097	0,091	5,585
2001/02	0,081	0,163	0,083	0,173	0,065	0,222	0,882	2,829	0,242	0,267	0,140	0,129	5,276
2002/03	0,121	0,109	0,095	0,084	1,505	1,153	0,570	3,452	0,199	0,324	0,144	0,146	7,903
2003/04	0,156	0,734	0,502	0,149	0,164	1,223	2,060	0,658	0,226	0,603	0,152	0,134	6,761
2004/05	0,116	0,160	0,227	0,103	0,088	0,078	0,070	0,066	0,262	0,056	0,052	0,122	1,400
2005/06	0,608	0,935	0,374	2,592	0,552	0,453	0,478	0,545	0,178	0,170	0,101	0,262	7,248

818. Río Asmat

1940/2005
(hm³)

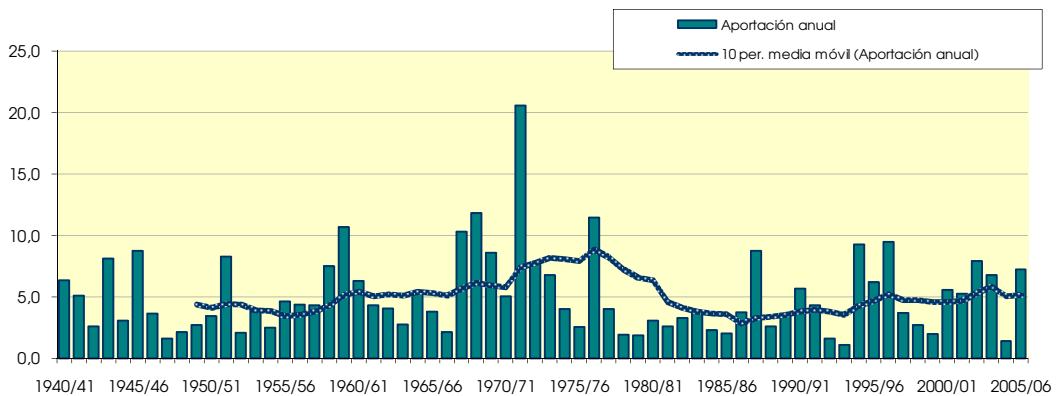
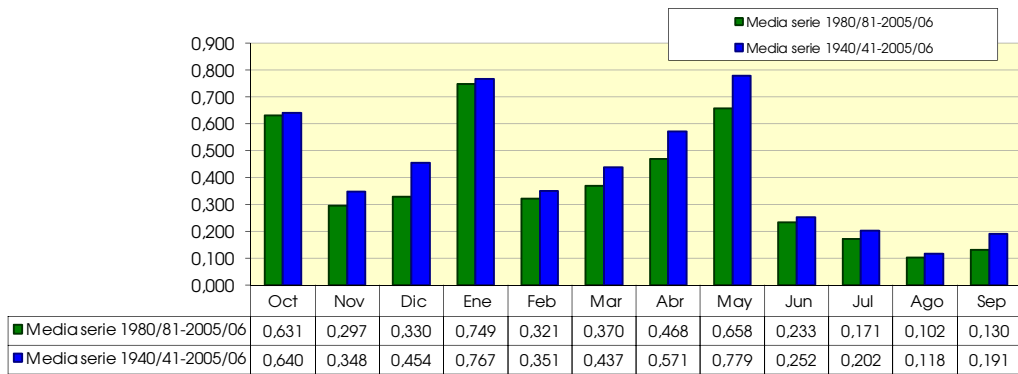
Serie completa

	Oct	Nov	Dic	Ene	Feb	Mar	Abr	May	Jun	Jul	Ago	Sep	Total
Máximo	3,730	3,452	3,122	5,443	1,695	1,846	4,484	3,493	0,992	0,750	0,411	1,598	20,592
Mínimo	0,056	0,050	0,061	0,058	0,055	0,051	0,050	0,053	0,050	0,047	0,046	0,045	1,098
Media	0,640	0,348	0,454	0,767	0,351	0,437	0,571	0,779	0,252	0,202	0,118	0,191	5,111
Percentil 1%	0,068	0,058	0,064	0,075	0,061	0,057	0,062	0,060	0,065	0,052	0,046	0,049	1,294
Percentil 5%	0,092	0,076	0,086	0,110	0,090	0,101	0,091	0,082	0,081	0,067	0,052	0,057	1,699
Percentil 10%	0,111	0,101	0,128	0,150	0,115	0,120	0,121	0,176	0,093	0,075	0,061	0,063	2,021
Percentil 25%	0,177	0,156	0,179	0,267	0,158	0,196	0,235	0,352	0,125	0,109	0,069	0,081	2,645
Percentil 50%	0,320	0,209	0,277	0,471	0,263	0,279	0,343	0,596	0,196	0,157	0,099	0,129	4,053
Desviación típica	0,828	0,468	0,536	0,937	0,306	0,424	0,665	0,776	0,203	0,145	0,070	0,249	3,341
Coef. variación	1,293	1,344	1,180	1,222	0,872	0,969	1,165	0,996	0,807	0,716	0,593	1,301	0,654

1980/2005
(hm³)

Serie para asignación y reserva

	Oct	Nov	Dic	Ene	Feb	Mar	Abr	May	Jun	Jul	Ago	Sep	Total
Máximo	3,730	0,935	1,396	5,443	1,505	1,818	2,060	3,452	0,992	0,603	0,181	0,448	9,471
Mínimo	0,056	0,050	0,066	0,058	0,055	0,051	0,050	0,053	0,050	0,047	0,046	0,045	1,098
Media	0,631	0,297	0,330	0,749	0,321	0,370	0,468	0,658	0,233	0,171	0,102	0,130	4,460
Percentil 1%	0,060	0,058	0,069	0,064	0,057	0,053	0,055	0,055	0,057	0,049	0,047	0,049	1,173
Percentil 5%	0,076	0,087	0,078	0,088	0,065	0,065	0,069	0,065	0,081	0,055	0,050	0,062	1,457
Percentil 10%	0,086	0,101	0,089	0,118	0,077	0,091	0,084	0,078	0,084	0,064	0,052	0,063	1,814
Percentil 25%	0,116	0,146	0,167	0,156	0,118	0,127	0,149	0,227	0,116	0,089	0,067	0,084	2,597
Percentil 50%	0,231	0,206	0,240	0,302	0,183	0,237	0,288	0,493	0,206	0,123	0,099	0,121	3,707
Desviación típica	0,990	0,258	0,282	1,155	0,328	0,414	0,491	0,787	0,188	0,123	0,040	0,082	2,524
Coef. variación	1,569	0,870	0,854	1,542	1,022	1,119	1,048	1,197	0,809	0,721	0,392	0,630	0,566



820. Río Ciuarana bajo

(hm ²)	Oct	Nov	Dic	Ene	Feb	Mar	Abr	May	Jun	Jul	Ago	Sep	Total
1940/41	7.278	2.056	1.727	8,191	2.758	2.349	2.317	2.755	1.584	1.273	1.045	2.285	35.618
1941/42	1.369	1.350	1.084	1,115	1.323	1.827	41.247	5.517	3.636	2.537	1.926	1.791	64.722
1942/43	2.819	2.997	2.006	1,764	1.237	1.912	1,185	1.075	0.751	0.971	0,718	2.432	19.869
1943/44	1.574	1.302	16,067	4.492	5,155	3,775	2,790	3,010	1,936	1,412	1,380	1,478	44.371
1944/45	1,193	1,099	0,909	4,409	1,582	1,888	1,247	1,277	0,960	0,708	0,781	0,555	16.607
1945/46	0,558	3,684	2,034	4,886	1,906	2,534	18,022	21,875	6,315	4,261	3,165	2,593	71.833
1946/47	2,878	1,873	1,619	2,060	2,851	2,705	1,566	1,538	1,031	0,857	0,747	0,811	20.536
1947/48	1,082	0,719	0,672	0,772	0,734	1,389	6,681	9,846	2,195	1,515	1,180	0,987	27.772
1948/49	0,862	0,694	0,946	0,814	0,639	1,053	0,722	8,654	1,831	1,305	1,275	5,250	24.046
1949/50	1,940	1,860	1,684	1,435	1,033	1,015	0,821	3,223	1,110	0,838	0,742	0,579	16.280
1950/51	0,578	0,479	1,938	2,678	1,468	3,369	4,389	3,451	2,147	1,421	1,181	9,446	32.545
1951/52	11,284	4,300	5,124	4,158	2,738	3,317	2,456	3,154	1,737	1,753	1,108	0,943	42.070
1952/53	1,709	0,878	0,804	0,844	0,647	1,131	0,841	0,824	5,918	1,752	1,319	2,160	18.826
1953/54	3,091	1,413	6,394	2,413	1,736	7,162	2,903	4,762	2,669	1,667	1,215	1,029	36.455
1954/55	0,910	0,769	1,200	3,559	2,177	1,542	1,200	1,044	2,771	1,014	1,038	2,129	19.353
1955/56	1,326	1,060	2,824	1,559	1,075	10,879	5,406	13,266	4,061	2,527	1,944	1,837	47.763
1956/57	1,539	1,345	1,062	1,013	0,774	0,748	3,152	11,967	17,875	4,403	3,216	2,471	49.564
1957/58	4,256	2,324	2,202	2,293	1,478	1,355	1,147	1,131	0,784	0,662	0,571	0,866	19.068
1958/59	0,938	1,158	6,561	2,299	4,206	10,136	3,643	3,281	2,091	1,590	1,192	21,527	58.622
1959/60	12,147	5,495	4,548	5,853	4,546	10,396	3,993	4,388	4,880	2,417	1,834	1,853	62.348
1960/61	7,232	2,148	14,159	5,018	3,292	2,806	2,100	3,172	1,641	1,277	1,180	2,948	46.973
1961/62	1,806	10,989	2,739	3,009	2,270	2,074	4,288	2,750	1,950	1,290	1,054	2,656	36.874
1962/63	6,857	3,497	2,332	2,369	2,845	2,109	1,901	1,560	1,129	0,889	0,911	4,418	30.816
1963/64	1,851	1,688	1,806	1,478	2,108	1,523	1,199	1,108	0,964	0,746	0,634	1,881	16.986
1964/65	0,857	1,877	17,557	4,479	3,082	3,184	2,338	2,241	1,356	1,026	0,898	1,119	40.014
1965/66	10,228	2,730	2,131	2,516	2,374	1,715	1,953	1,582	1,200	0,881	0,737	0,673	28.721
1966/67	3,824	1,340	1,166	1,213	0,954	2,327	1,782	1,216	0,858	0,695	0,599	0,525	16.501
1967/68	1,085	48,296	6,275	5,667	3,927	4,151	2,977	4,236	3,157	1,839	1,842	1,261	84.712
1968/69	1,227	5,310	5,065	5,197	3,372	11,920	61,909	12,489	7,301	4,729	3,442	6,147	128.109
1969/70	13,569	4,737	4,525	4,791	2,849	2,584	2,014	6,858	2,183	1,691	1,264	1,043	48.107
1970/71	7,668	1,997	9,790	5,837	2,999	4,607	5,542	8,709	3,489	3,266	2,008	14,859	70.772
1971/72	6,726	14,812	23,710	25,609	11,085	13,869	9,190	16,564	14,857	6,275	4,967	11,258	158.922
1972/73	9,206	5,622	4,081	3,850	2,627	2,245	2,132	1,993	3,583	1,647	1,275	1,323	39.585
1973/74	1,202	1,585	9,550	2,483	2,138	30,886	6,564	4,738	2,993	2,205	1,992	2,610	68.946
1974/75	1,769	1,346	1,134	1,253	1,319	2,749	1,414	8,368	4,956	1,900	1,563	2,193	29.963
1975/76	1,341	1,053	3,474	1,567	1,199	2,103	4,473	2,212	1,325	0,989	1,742	1,967	23.446
1976/77	3,751	1,420	8,912	23,854	5,622	5,371	11,455	22,568	9,306	4,939	3,521	2,895	103.615
1977/78	4,993	3,369	3,005	2,883	2,033	4,024	4,719	3,304	2,256	1,403	1,118	1,311	34.419
1978/79	1,327	0,809	1,284	9,992	2,323	3,666	3,138	2,394	1,497	1,119	0,975	0,790	29.314
1979/80	12,358	2,656	1,917	1,576	1,434	1,432	1,358	3,149	1,366	0,918	0,821	0,975	29.960
1980/81	0,866	3,186	1,100	1,151	1,337	1,254	8,069	3,344	8,380	2,529	1,792	2,924	35.932
1981/82	1,589	1,193	1,564	2,584	4,903	2,737	2,142	2,396	1,378	1,030	1,858	1,150	24.524
1982/83	15,038	7,052	3,108	2,253	1,874	1,546	1,303	0,980	1,011	0,743	1,295	0,825	37.029
1983/84	0,764	12,577	3,613	2,193	2,211	4,950	2,313	13,213	3,169	2,029	1,534	1,296	49.861
1984/85	1,639	4,426	1,785	1,567	1,297	2,527	1,617	4,694	1,497	1,192	0,893	1,490	24.622
1985/86	1,755	1,698	1,157	1,144	0,995	1,414	2,242	1,183	0,746	0,635	0,669	3,555	17.191
1986/87	10,619	2,748	2,084	3,488	3,034	2,037	1,463	1,812	1,013	0,763	0,656	0,638	30.354
1987/88	12,777	2,791	6,316	11,474	3,760	3,042	12,122	5,792	11,372	3,260	2,362	1,893	76.960
1988/89	1,985	2,128	1,292	1,219	1,663	2,150	3,366	1,681	0,984	0,791	0,837	0,957	19.052
1989/90	1,673	6,589	3,776	2,703	1,752	1,426	1,178	1,966	1,543	0,909	0,742	0,877	25.132
1990/91	10,906	2,462	1,725	1,847	1,888	18,548	3,809	3,466	2,046	1,502	1,250	1,619	51.067
1991/92	3,467	2,502	3,286	3,723	1,873	2,124	1,827	5,431	12,575	3,086	2,664	5,257	47.815
1992/93	5,473	2,303	1,871	1,507	1,276	2,231	2,107	4,038	1,397	0,975	0,842	2,110	26.131
1993/94	2,737	1,152	0,891	0,771	0,839	0,659	0,930	1,048	0,613	0,546	0,554	9,254	19.992
1994/95	54,461	15,111	7,540	5,617	3,884	3,150	3,203	2,431	1,588	1,266	1,116	1,157	100.524
1995/96	0,947	1,189	11,516	24,289	5,288	5,007	5,949	4,178	2,346	1,681	1,488	1,426	65.304
1996/97	2,241	5,133	19,581	34,407	7,405	5,397	3,882	2,896	3,608	2,140	1,745	1,555	89.991
1997/98	1,226	1,700	6,552	3,680	3,224	1,775	2,873	3,651	1,574	1,019	1,051	0,994	29.320
1998/99	0,819	0,588	10,608	3,416	1,759	3,870	3,478	7,327	2,424	1,606	1,484	3,071	40.451
1999/00	1,673	3,118	1,303	1,288	0,934	1,007	2,432	2,419	2,978	0,954	0,780	0,692	19.578
2000/01	24,214	5,436	7,111	3,719	2,510	2,502	2,560	3,254	1,603	1,591	1,104	1,556	57.160
2001/02	1,361	3,279	1,539	1,553	1,039	2,607	8,121	7,012	2,718	1,807	1,939	1,774	34.750
2002/03	1,861	1,359	1,083	0,974	12,265	6,459	3,012	14,867	3,121	2,369	1,868	4,720	53.960
2003/04	4,570	7,483	3,870	2,649	4,802	9,400	15,591	10,368	4,448	3,450	2,268	1,754	70.654
2004/05	1,646	1,236	2,490	1,276	1,044	1,043	0,727	1,354	0,960	0,605	0,576	1,824	14.780
2005/06	3,884	10,772	3,022	9,330	3,520	3,099	2,320	1,913	1,287	1,036	0,833	3,737	44.752

820. Río Ciurana bajo

1940/2005
(hm³)

Serie completa

	Oct	Nov	Dic	Ene	Feb	Mar	Abr	May	Jun	Jul	Ago	Sep	Total
Máximo	54,461	48,296	23,710	34,407	12,265	30,886	61,909	22,568	17,875	6,275	4,967	21,527	158,922
Mínimo	0,558	0,479	0,672	0,771	0,639	0,659	0,722	0,824	0,613	0,546	0,554	0,525	14,780
Media	4,976	3,990	4,482	4,562	2,671	4,057	5,103	4,999	3,182	1,729	1,429	2,788	43,968

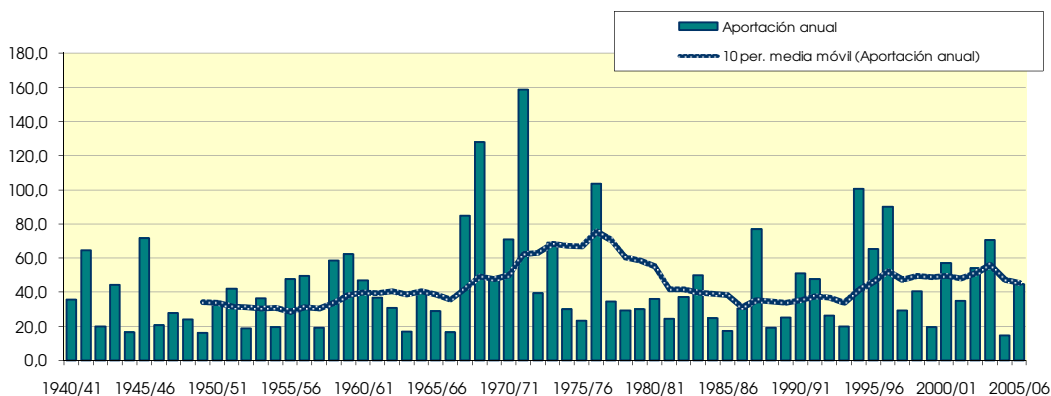
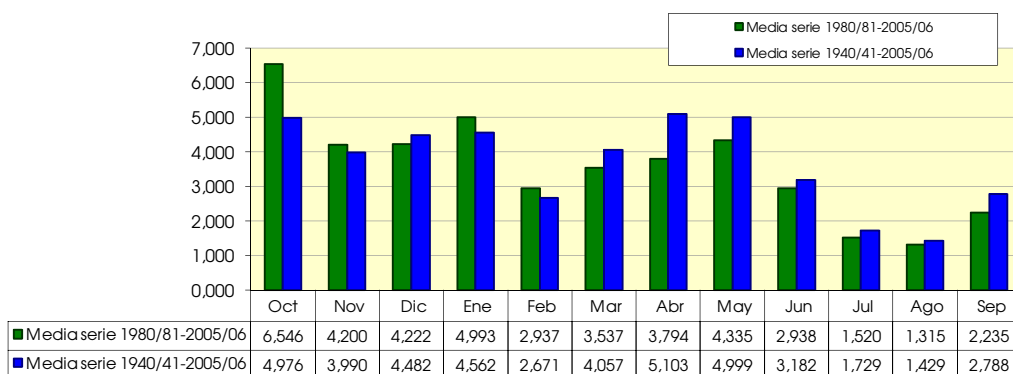
Percentil 1%	0,571	0,550	0,757	0,771	0,644	0,717	0,726	0,925	0,699	0,584	0,565	0,545	15,755
Percentil 5%	0,829	0,731	0,918	0,877	0,790	1,022	0,863	1,055	0,803	0,670	0,608	0,647	16,702
Percentil 10%	0,888	0,966	1,084	1,129	0,974	1,193	1,181	1,157	0,962	0,745	0,694	0,800	18,939
Percentil 25%	1,326	1,342	1,545	1,519	1,320	1,730	1,658	1,926	1,333	0,958	0,838	1,033	24,548
Percentil 50%	1,856	2,138	2,411	2,550	2,123	2,531	2,508	3,239	1,998	1,408	1,187	1,782	36,194
Desviación típica	7,700	6,418	4,829	6,260	2,128	4,763	9,115	4,829	3,391	1,167	0,828	3,494	27,885
Coef. variación	1,548	1,608	1,078	1,372	0,797	1,174	1,786	0,966	1,066	0,675	0,580	1,253	0,634

1980/2005
(hm³)

Serie para asignación y reserva

	Oct	Nov	Dic	Ene	Feb	Mar	Abr	May	Jun	Jul	Ago	Sep	Total
Máximo	54,461	15,111	19,581	34,407	12,265	18,548	15,591	14,867	12,575	3,450	2,664	9,254	100,524
Mínimo	0,764	0,588	0,891	0,771	0,839	0,659	0,727	0,980	0,613	0,546	0,554	0,638	14,780
Media	6,546	4,200	4,222	4,993	2,937	3,537	3,794	4,335	2,938	1,520	1,315	2,235	42,573

Percentil 1%	0,778	0,729	0,939	0,822	0,863	0,746	0,778	0,997	0,646	0,561	0,560	0,651	15,383
Percentil 5%	0,831	1,162	1,087	1,017	0,949	1,016	0,992	1,082	0,799	0,613	0,596	0,725	17,656
Percentil 10%	0,907	1,191	1,128	1,148	1,017	1,149	1,240	1,268	0,972	0,689	0,662	0,851	19,315
Percentil 25%	1,602	1,698	1,545	1,343	1,307	1,603	1,897	1,926	1,310	0,920	0,834	1,152	24,750
Percentil 50%	1,923	2,770	2,756	2,418	1,881	2,515	2,496	3,299	1,596	1,229	1,183	1,587	36,481
Desviación típica	11,278	3,743	4,290	7,723	2,512	3,634	3,537	3,623	3,100	0,846	0,598	1,878	23,057
Coef. variación	1,723	0,891	1,016	1,547	0,855	1,027	0,932	0,836	1,055	0,556	0,455	0,840	0,542



822. Río Montsant alto

(hm ²)	Oct	Nov	Dic	Ene	Feb	Mar	Abr	May	Jun	Jul	Ago	Sep	Total
1940/41	0.156	0.171	0.131	0.427	0.215	0.164	0.163	0.220	0.135	0.106	0.090	0.107	2.085
1941/42	0.112	0.099	0.087	0.073	0.078	0.105	2.970	0.499	0.367	0.273	0.212	0.179	5.053
1942/43	0.187	0.202	0.174	0.136	0.107	0.129	0.091	0.077	0.064	0.107	0.069	0.106	1.449
1943/44	0.133	0.108	0.693	0.302	0.343	0.299	0.206	0.185	0.151	0.118	0.102	0.099	2.737
1944/45	0.090	0.073	0.064	0.223	0.118	0.171	0.091	0.080	0.065	0.060	0.056	0.049	1.140
1945/46	0.041	0.108	0.160	0.365	0.184	0.198	2.122	1.572	0.579	0.427	0.324	0.246	6.325
1946/47	0.252	0.158	0.123	0.109	0.243	0.161	0.125	0.104	0.084	0.072	0.066	0.063	1.561
1947/48	0.077	0.058	0.053	0.050	0.055	0.129	1.886	3.538	0.260	0.188	0.150	0.123	6.569
1948/49	0.096	0.076	0.069	0.063	0.056	0.060	0.055	0.840	0.192	0.148	0.152	0.503	2.309
1949/50	0.190	0.156	0.138	0.105	0.084	0.071	0.063	0.171	0.100	0.082	0.070	0.058	1.288
1950/51	0.050	0.043	0.143	0.144	0.165	0.310	0.472	0.315	0.206	0.151	0.120	0.385	2.504
1951/52	0.663	0.354	0.393	0.266	0.208	0.209	0.175	0.208	0.142	0.124	0.103	0.084	2.929
1952/53	0.098	0.072	0.062	0.053	0.047	0.068	0.062	0.057	0.458	0.195	0.153	0.202	1.528
1953/54	0.231	0.145	0.410	0.200	0.165	0.631	0.334	0.494	0.238	0.179	0.137	0.109	3.274
1954/55	0.087	0.073	0.078	0.254	0.161	0.123	0.096	0.078	0.162	0.103	0.116	0.129	1.461
1955/56	0.108	0.093	0.167	0.120	0.094	0.852	0.536	1.398	0.395	0.287	0.220	0.184	4.454
1956/57	0.147	0.121	0.096	0.074	0.064	0.056	0.315	0.823	0.972	0.494	0.369	0.276	3.806
1957/58	0.304	0.211	0.163	0.133	0.105	0.088	0.077	0.066	0.058	0.052	0.049	0.073	1.379
1958/59	0.076	0.096	0.684	0.178	0.359	0.801	0.322	0.260	0.179	0.143	0.112	1.544	4.753
1959/60	0.813	0.451	0.422	0.397	0.410	1.232	0.339	0.368	0.377	0.236	0.177	0.149	5.369
1960/61	0.551	0.196	1.096	0.362	0.288	0.215	0.166	0.195	0.133	0.110	0.106	0.172	3.590
1961/62	0.140	0.587	0.261	0.235	0.184	0.150	0.503	0.285	0.166	0.126	0.107	0.174	2.917
1962/63	0.487	0.363	0.218	0.193	0.280	0.184	0.226	0.123	0.097	0.082	0.076	0.284	2.611
1963/64	0.154	0.131	0.135	0.098	0.193	0.148	0.096	0.077	0.072	0.066	0.062	0.109	1.340
1964/65	0.079	0.177	1.615	0.345	0.295	0.271	0.232	0.160	0.117	0.092	0.078	0.104	3.564
1965/66	1.152	0.273	0.201	0.221	0.223	0.137	0.199	0.131	0.097	0.083	0.074	0.066	2.857
1966/67	0.420	0.127	0.102	0.093	0.078	0.238	0.170	0.103	0.080	0.069	0.062	0.053	1.594
1967/68	0.079	1.829	0.550	0.403	0.307	0.275	0.208	0.239	0.231	0.153	0.135	0.107	4.516
1968/69	0.085	0.282	0.418	0.292	0.266	1.120	6.027	0.939	0.660	0.479	0.357	0.444	11.369
1969/70	0.624	0.423	0.331	0.270	0.208	0.160	0.126	0.493	0.184	0.144	0.115	0.091	3.168
1970/71	0.766	0.207	0.691	0.359	0.282	0.440	0.459	0.725	0.327	0.246	0.193	0.595	5.291
1971/72	0.487	0.952	1.623	1.391	0.921	1.037	0.688	1.356	1.065	0.586	0.457	0.719	11.282
1972/73	0.494	0.409	0.310	0.233	0.176	0.135	0.113	0.099	0.190	0.118	0.102	0.100	2.478
1973/74	0.082	0.093	0.406	0.206	0.186	2.108	0.470	0.360	0.273	0.208	0.180	0.186	4.756
1974/75	0.138	0.113	0.091	0.077	0.078	0.174	0.100	0.242	0.320	0.173	0.141	0.147	1.793
1975/76	0.113	0.091	0.216	0.119	0.097	0.123	0.388	0.170	0.132	0.102	0.113	0.111	1.776
1976/77	0.233	0.143	0.444	1.305	0.498	0.411	0.908	2.262	0.712	0.527	0.390	0.294	8.127
1977/78	0.465	0.273	0.231	0.190	0.158	0.282	0.396	0.260	0.199	0.153	0.121	0.114	2.841
1978/79	0.104	0.085	0.098	0.613	0.233	0.264	0.276	0.227	0.182	0.134	0.106	0.086	2.408
1979/80	0.871	0.283	0.217	0.165	0.132	0.118	0.113	0.284	0.135	0.107	0.092	0.088	2.606
1980/81	0.079	0.176	0.114	0.095	0.099	0.090	0.531	0.238	0.645	0.257	0.192	0.197	2.715
1981/82	0.151	0.117	0.114	0.146	0.362	0.223	0.171	0.171	0.128	0.104	0.108	0.096	1.891
1982/83	0.811	0.592	0.305	0.226	0.177	0.139	0.118	0.094	0.084	0.077	0.088	0.077	2.788
1983/84	0.067	0.658	0.298	0.218	0.202	0.458	0.202	1.334	0.317	0.235	0.175	0.136	4.300
1984/85	0.124	0.338	0.164	0.130	0.112	0.152	0.129	0.340	0.158	0.125	0.105	0.105	1.982
1985/86	0.122	0.111	0.098	0.082	0.073	0.074	0.128	0.086	0.072	0.061	0.058	0.175	1.142
1986/87	0.459	0.260	0.196	0.227	0.203	0.149	0.116	0.124	0.088	0.073	0.066	0.061	2.022
1987/88	0.765	0.266	0.632	0.911	0.350	0.270	0.974	0.537	0.935	0.357	0.269	0.205	6.472
1988/89	0.167	0.136	0.113	0.086	0.095	0.109	0.222	0.125	0.098	0.080	0.073	0.078	1.381
1989/90	0.074	0.340	0.220	0.190	0.148	0.112	0.088	0.100	0.107	0.087	0.075	0.067	1.608
1990/91	0.696	0.226	0.175	0.139	0.120	1.454	0.335	0.261	0.199	0.151	0.120	0.116	3.991
1991/92	0.236	0.159	0.178	0.219	0.161	0.168	0.142	0.352	1.245	0.336	0.262	0.394	3.853
1992/93	0.323	0.241	0.183	0.139	0.109	0.116	0.143	0.292	0.146	0.114	0.091	0.142	2.039
1993/94	0.180	0.116	0.092	0.075	0.067	0.059	0.061	0.068	0.064	0.060	0.059	0.400	1.303
1994/95	5.637	1.483	0.681	0.499	0.370	0.276	0.248	0.180	0.141	0.114	0.095	0.086	9.809
1995/96	0.072	0.071	0.500	1.076	0.470	0.375	0.613	0.329	0.241	0.185	0.149	0.125	4.204
1996/97	0.167	0.830	1.270	2.509	0.678	0.494	0.374	0.320	0.327	0.221	0.173	0.141	7.504
1997/98	0.117	0.118	0.338	0.238	0.196	0.159	0.162	0.197	0.150	0.118	0.106	0.087	1.986
1998/99	0.077	0.066	0.737	0.232	0.199	0.230	0.270	0.405	0.251	0.190	0.147	0.217	3.021
1999/00	0.175	0.259	0.151	0.115	0.092	0.081	0.152	0.206	0.175	0.121	0.095	0.079	1.700
2000/01	1.001	0.441	0.513	0.348	0.269	0.211	0.203	0.275	0.174	0.156	0.123	0.112	3.826
2001/02	0.109	0.223	0.142	0.119	0.097	0.121	0.395	0.334	0.248	0.186	0.160	0.134	2.268
2002/03	0.138	0.119	0.100	0.084	0.710	0.305	0.249	0.823	0.340	0.258	0.199	0.256	3.582
2003/04	0.541	0.517	0.318	0.245	0.322	0.649	1.247	0.925	0.469	0.347	0.259	0.195	6.032
2004/05	0.152	0.119	0.212	0.113	0.089	0.080	0.065	0.080	0.070	0.061	0.054	0.107	1.202
2005/06	0.161	0.628	0.292	0.351	0.292	0.226	0.176	0.135	0.105	0.088	0.075	0.174	2.702

822. Río Montsant alto

1940/2005
(hm³)

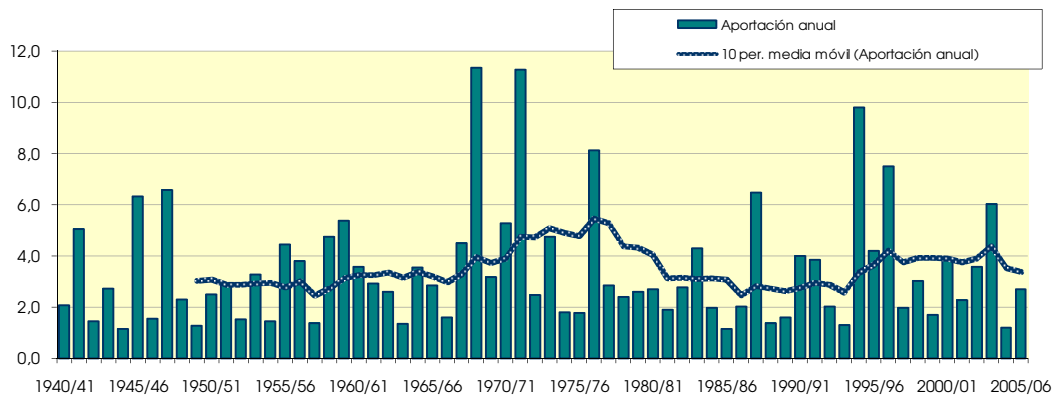
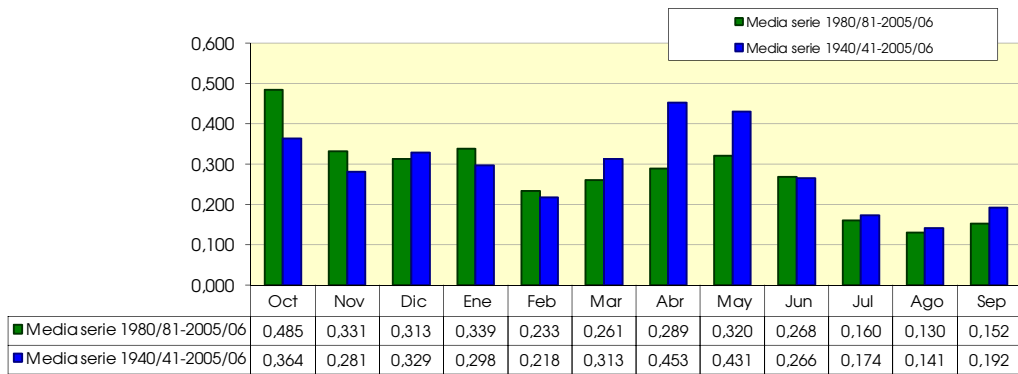
Serie completa

	Oct	Nov	Dic	Ene	Feb	Mar	Abr	May	Jun	Jul	Ago	Sep	Total
Máximo	5,637	1,829	1,623	2,509	0,921	2,108	6,027	3,538	1,245	0,586	0,457	1,544	11,369
Mínimo	0,041	0,043	0,053	0,050	0,047	0,056	0,055	0,057	0,058	0,052	0,049	0,049	1,140
Media	0,364	0,281	0,329	0,298	0,218	0,313	0,453	0,431	0,266	0,174	0,141	0,192	3,457
Percentil 1%	0,047	0,053	0,059	0,052	0,052	0,058	0,059	0,063	0,062	0,057	0,052	0,052	1,141
Percentil 5%	0,072	0,071	0,071	0,073	0,064	0,069	0,064	0,077	0,066	0,061	0,058	0,061	1,292
Percentil 10%	0,077	0,075	0,092	0,079	0,078	0,080	0,090	0,080	0,076	0,070	0,064	0,070	1,380
Percentil 25%	0,099	0,112	0,125	0,116	0,100	0,123	0,125	0,126	0,110	0,094	0,080	0,092	1,818
Percentil 50%	0,155	0,174	0,207	0,203	0,184	0,173	0,204	0,240	0,177	0,130	0,113	0,124	2,762
Desviación típica	0,711	0,311	0,333	0,382	0,162	0,368	0,855	0,571	0,252	0,120	0,087	0,214	2,307
Coef. variación	1,953	1,109	1,014	1,282	0,743	1,176	1,890	1,327	0,949	0,692	0,618	1,113	0,667

1980/2005
(hm³)

Serie para asignación y reserva

	Oct	Nov	Dic	Ene	Feb	Mar	Abr	May	Jun	Jul	Ago	Sep	Total
Máximo	5,637	1,483	1,270	2,509	0,710	1,454	1,247	1,334	1,245	0,357	0,269	0,400	9,809
Mínimo	0,067	0,066	0,092	0,075	0,067	0,059	0,061	0,068	0,064	0,060	0,054	0,061	1,142
Media	0,485	0,331	0,313	0,339	0,233	0,261	0,289	0,320	0,268	0,160	0,130	0,152	3,282
Percentil 1%	0,068	0,067	0,093	0,077	0,069	0,063	0,062	0,071	0,066	0,060	0,055	0,062	1,157
Percentil 5%	0,072	0,081	0,099	0,083	0,077	0,076	0,071	0,081	0,070	0,061	0,058	0,070	1,227
Percentil 10%	0,076	0,114	0,106	0,085	0,091	0,080	0,102	0,090	0,078	0,067	0,062	0,077	1,342
Percentil 25%	0,118	0,119	0,145	0,116	0,101	0,113	0,132	0,127	0,105	0,087	0,078	0,089	1,913
Percentil 50%	0,164	0,233	0,204	0,204	0,186	0,164	0,189	0,250	0,166	0,123	0,107	0,129	2,708
Desviación típica	1,084	0,312	0,271	0,504	0,174	0,283	0,279	0,295	0,280	0,091	0,065	0,088	2,130
Coef. variación	2,236	0,943	0,865	1,487	0,746	1,086	0,967	0,920	1,043	0,570	0,499	0,581	0,649



901. Embalse de Ebro

(hm ²)	Oct	Nov	Dic	Ene	Feb	Mar	Abr	May	Jun	Jul	Ago	Sep	Total
1940/41	25,143	28,824	31,621	73,076	79,588	96,677	51,199	96,573	18,482	14,858	15,315	15,196	546,553
1941/42	11,663	33,075	19,548	49,163	52,726	78,250	84,469	35,639	14,690	11,769	12,261	23,269	426,521
1942/43	19,069	16,191	51,845	88,457	39,493	53,578	36,634	29,310	10,665	9,193	8,928	26,061	389,423
1943/44	21,561	47,992	40,018	21,273	52,761	37,367	46,163	27,072	11,366	9,261	13,303	14,429	342,564
1944/45	54,603	18,143	36,006	29,002	48,948	53,849	31,575	35,991	10,689	9,651	12,731	9,660	350,848
1945/46	15,959	15,950	39,053	17,569	22,214	33,650	62,671	80,421	13,533	11,060	10,830	10,611	333,520
1946/47	12,435	34,821	74,433	26,595	69,926	116,429	32,323	41,296	10,114	6,127	6,812	28,101	459,413
1947/48	9,757	10,618	43,000	73,400	28,900	17,575	25,461	23,300	5,330	4,512	4,650	4,896	251,400
1948/49	5,234	5,224	21,597	30,800	8,500	66,200	31,051	28,300	9,600	4,630	4,517	6,918	222,572
1949/50	6,300	18,146	22,500	29,300	43,280	31,800	49,700	54,415	9,300	6,256	5,808	5,582	282,387
1950/51	7,192	9,696	48,300	46,400	65,700	73,800	29,600	46,600	16,000	8,866	7,200	13,500	372,854
1951/52	16,800	86,700	20,300	43,600	62,300	51,100	66,900	12,900	6,679	8,400	6,318	6,536	388,533
1952/53	8,400	15,225	40,500	41,600	47,700	73,700	51,600	16,600	31,700	5,663	5,516	6,476	344,679
1953/54	41,000	8,800	21,100	64,600	103,900	89,400	66,400	44,800	31,900	7,100	5,156	5,066	489,221
1954/55	12,200	13,000	10,100	32,900	21,700	74,500	10,800	8,449	4,788	3,657	4,342	3,907	200,343
1955/56	10,000	26,000	20,004	58,200	33,500	105,900	67,600	37,300	11,800	6,319	6,288	6,433	389,343
1956/57	9,300	73,100	27,600	23,800	60,100	26,300	27,300	22,300	23,600	7,100	4,777	4,694	309,971
1957/58	3,581	44,600	34,700	60,500	43,000	78,500	67,100	33,900	7,300	5,470	5,503	5,832	389,986
1958/59	8,761	41,900	70,400	42,000	9,700	29,600	27,700	25,900	11,700	5,239	5,317	19,000	297,217
1959/60	27,300	53,000	135,300	92,200	70,700	37,038	24,300	21,562	6,490	5,550	5,816	5,947	485,202
1960/61	30,376	47,000	79,500	70,500	36,700	16,900	13,500	13,773	5,093	5,173	4,685	7,055	330,255
1961/62	19,200	84,100	38,499	52,800	66,600	56,300	41,200	37,100	8,400	5,863	5,692	5,524	421,278
1962/63	4,670	23,100	69,500	48,200	26,300	62,700	46,400	14,800	6,205	4,952	5,005	36,600	348,432
1963/64	10,200	46,600	26,800	14,900	23,500	54,700	46,400	8,725	5,468	4,453	4,436	4,566	250,747
1964/65	9,500	9,300	31,400	46,000	19,700	55,400	51,400	9,700	3,177	2,800	2,803	13,207	254,387
1965/66	5,403	22,521	56,700	35,300	84,500	31,700	19,449	18,882	15,800	5,530	5,400	5,174	306,358
1966/67	39,837	103,800	51,100	24,500	12,400	34,200	21,100	20,900	9,500	9,200	3,887	3,899	334,323
1967/68	3,148	30,200	102,800	61,500	35,200	41,100	53,700	33,700	8,200	5,082	5,676	14,300	394,607
1968/69	19,500	13,400	12,700	15,700	29,700	34,193	43,400	32,886	11,000	5,051	4,880	17,500	239,910
1969/70	10,400	10,300	78,800	80,000	35,200	66,100	41,800	34,400	16,200	14,200	18,100	13,200	418,700
1970/71	14,400	11,200	20,300	25,100	17,400	48,400	59,000	47,500	18,100	19,100	11,900	14,000	306,400
1971/72	4,741	41,500	49,600	45,600	76,500	36,900	46,400	96,800	38,500	23,400	16,400	20,300	496,641
1972/73	34,700	12,100	13,900	36,400	93,500	26,500	49,200	46,400	20,900	28,200	31,400	30,200	423,400
1973/74	35,000	27,200	47,900	37,500	50,300	76,300	44,200	23,600	20,300	31,400	31,600	31,600	456,900
1974/75	50,300	66,400	33,400	29,500	12,100	30,200	65,800	31,400	14,100	28,600	36,800	39,100	437,700
1975/76	27,600	66,500	46,000	27,500	44,400	23,800	58,400	28,100	20,700	33,700	36,900	36,300	449,900
1976/77	20,100	23,700	15,400	23,000	24,400	13,900	43,800	52,900	42,700	41,600	37,100	33,100	371,700
1977/78	15,200	13,700	47,100	57,300	116,300	69,000	81,000	90,200	17,600	32,900	36,500	30,900	607,700
1978/79	30,600	19,500	62,600	65,300	79,500	62,800	94,000	37,900	11,000	32,900	33,800	40,800	570,700
1979/80	47,600	82,300	37,400	52,600	26,400	46,300	53,700	53,600	14,900	29,800	41,500	33,800	519,900
1980/81	21,500	17,000	65,200	73,500	30,100	37,600	28,900	25,400	7,000	36,500	35,600	31,500	409,800
1981/82	20,900	10,000	31,200	36,400	24,100	26,700	7,994	10,300	11,100	3,473	7,900	4,540	194,607
1982/83	5,100	32,801	78,500	16,700	60,600	42,500	69,600	31,800	13,500	10,400	26,100	7,300	394,901
1983/84	5,100	7,073	20,900	37,200	42,200	44,200	33,400	44,200	15,200	5,293	9,400	8,400	272,566
1984/85	14,500	26,704	22,700	51,300	30,785	30,500	35,400	57,900	8,300	7,400	10,000	7,700	303,188
1985/86	4,056	7,593	18,054	26,000	57,300	29,600	20,400	15,500	4,600	8,600	6,100	4,848	202,651
1986/87	3,635	5,233	12,600	38,700	56,000	32,970	23,608	6,707	3,929	3,778	5,100	4,146	196,407
1987/88	15,192	19,400	60,100	35,600	35,700	67,700	74,400	27,800	14,700	11,300	7,816	7,632	377,341
1988/89	9,523	6,712	13,200	11,400	5,530	10,500	35,700	13,600	6,636	9,100	12,800	3,080	137,781
1989/90	3,897	12,094	45,861	22,332	16,000	10,106	61,700	13,000	6,237	5,300	6,900	4,711	208,137
1990/91	9,210	16,845	39,300	40,800	15,200	69,100	42,700	76,800	14,000	10,800	5,917	7,213	347,886
1991/92	9,700	36,500	14,800	19,200	9,400	22,400	102,200	33,400	28,300	12,300	8,300	6,700	303,200
1992/93	47,800	17,300	36,900	9,774	17,710	49,900	23,800	27,200	15,600	6,316	8,700	7,518	268,518
1993/94	30,231	14,600	45,200	60,100	21,300	19,400	23,100	18,700	12,500	5,391	6,600	10,500	267,622
1994/95	6,200	12,800	14,230	84,500	20,966	41,800	10,791	10,200	6,900	8,000	3,982	8,600	228,968
1995/96	6,600	21,126	24,900	46,500	40,400	59,200	38,400	16,800	8,700	5,600	8,700	5,738	282,664
1996/97	13,600	28,900	81,400	45,500	14,900	11,496	7,457	10,856	10,800	15,300	7,300	5,344	252,852
1997/98	6,315	24,700	45,900	19,900	19,000	33,500	39,100	32,200	12,500	5,270	5,200	7,100	250,686
1998/99	21,600	14,100	32,600	49,200	44,500	26,500	20,300	22,300	4,499	4,067	7,300	9,300	256,266
1999/00	18,700	43,400	66,500	23,300	25,200	17,400	53,800	21,900	5,224	8,900	7,300	5,600	297,224
2000/01	11,400	18,100	41,500	70,000	77,900	71,400	16,900	18,300	5,709	5,400	5,154	9,500	351,262
2001/02	3,952	32,400	10,800	21,100	19,800	22,700	18,400	24,900	17,500	6,500	9,500	7,900	195,452
2002/03	10,500	14,200	90,100	52,700	84,500	36,678	29,100	16,900	5,610	5,063	5,163	5,258	355,773
2003/04	14,785	29,700	37,500	60,800	23,900	60,200	38,000	18,500	5,260	4,432	5,600	9,700	308,377
2004/05	7,852	51,500	47,600	41,900	60,600	105,500	56,700	19,600	5,455	4,804	4,723	4,658	410,892
2005/06	6,500	22,400	38,800	39,400	23,400	72,300	19,100	8,300	3,814	3,500	3,497	3,900	244,911

901. Embalse de Ebro

1940/2005
(hm³)

Serie completa

	Oct	Nov	Dic	Ene	Feb	Mar	Abr	May	Jun	Jul	Ago	Sep	Total
Máximo	54,603	103,800	135,300	92,200	116,300	116,429	102,200	96,800	42,700	41,600	41,500	40,800	607,700
Mínimo	3,148	5,224	10,100	9,774	5,530	10,106	7,457	6,707	3,177	2,800	2,803	3,080	137,781
Media	16,471	28,767	41,904	42,840	41,700	47,946	42,354	31,499	12,532	11,021	11,462	12,903	341,400

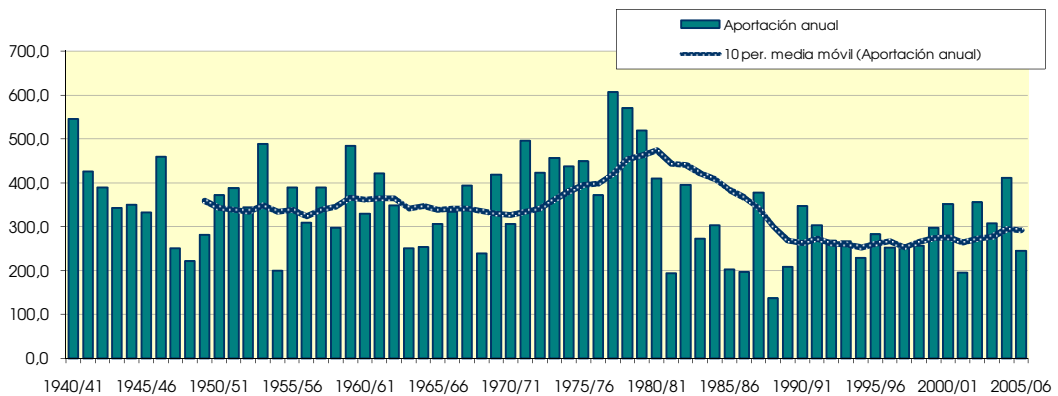
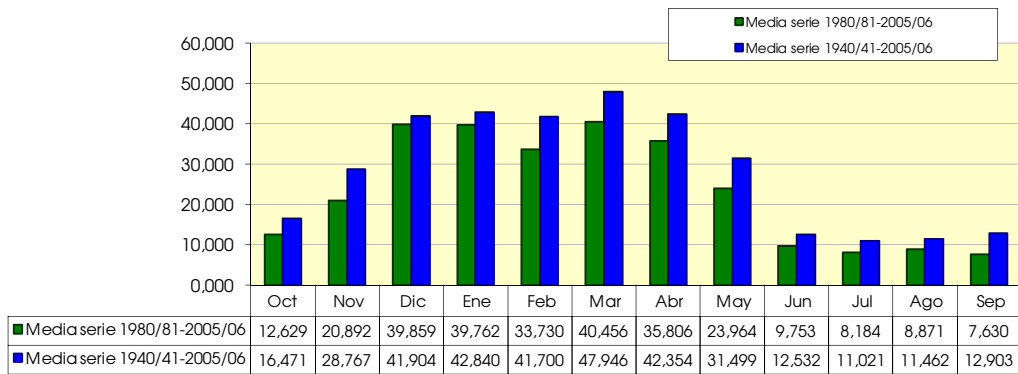
Percentil 1%	3,429	5,230	10,555	10,831	7,461	10,362	7,806	7,743	3,591	3,237	3,254	3,612	174,718
Percentil 5%	3,911	7,203	12,825	15,950	10,300	14,650	11,475	8,969	4,524	3,688	4,072	3,966	197,391
Percentil 10%	4,706	9,498	14,515	19,550	15,050	18,487	18,750	10,578	5,159	4,442	4,583	4,612	215,355
Percentil 25%	6,748	13,475	21,823	26,149	21,828	29,750	25,921	17,250	6,526	5,247	5,173	5,539	259,105
Percentil 50%	11,931	21,763	38,650	41,200	35,450	42,150	41,500	27,136	10,900	6,800	6,856	7,666	338,443
Desviación típica	12,720	22,043	24,509	20,067	25,429	24,937	21,036	20,749	8,148	9,597	10,495	10,627	100,509
Coef. variación	0,772	0,766	0,585	0,468	0,610	0,520	0,497	0,659	0,650	0,871	0,916	0,824	0,294

1980/2005
(hm³)

Serie para asignación y reserva

	Oct	Nov	Dic	Ene	Feb	Mar	Abr	May	Jun	Jul	Ago	Sep	Total
Máximo	47,800	51,500	90,100	84,500	84,500	105,500	102,200	76,800	28,300	36,500	35,600	31,500	410,892
Mínimo	3,635	5,233	10,800	9,774	5,530	10,106	7,457	6,707	3,814	3,473	3,497	3,080	137,781
Media	12,629	20,892	39,859	39,762	33,730	40,456	35,806	23,964	9,753	8,184	8,871	7,630	281,536

Percentil 1%	3,700	5,603	11,250	10,180	6,498	10,205	7,591	7,106	3,843	3,479	3,618	3,285	151,988
Percentil 5%	3,911	6,803	12,750	12,725	10,775	10,749	8,693	8,775	4,072	3,570	4,167	3,961	194,818
Percentil 10%	4,004	7,333	13,715	17,950	15,050	14,448	13,845	10,250	4,549	3,923	4,911	4,343	195,929
Percentil 25%	6,229	13,125	21,350	22,574	19,200	23,650	20,325	14,075	5,494	5,115	5,300	4,951	232,954
Percentil 50%	9,612	17,700	38,150	39,050	24,650	35,089	31,250	19,150	7,650	5,958	7,300	7,157	270,542
Desviación típica	9,920	11,686	22,581	19,581	21,010	23,338	22,551	15,756	5,655	6,519	6,928	5,260	73,033
Coef. variación	0,785	0,559	0,567	0,492	0,623	0,577	0,630	0,657	0,580	0,797	0,781	0,689	0,259



902. Embalse de Remolinos

(hm ²)	Oct	Nov	Dic	Ene	Feb	Mar	Abr	May	Jun	Jul	Ago	Sep	Total
1940/41	39,137	42,987	45,914	116,519	126,676	139,849	85,851	154,093	50,284	32,845	26,070	22,547	882,773
1941/42	17,665	43,363	29,092	67,923	77,320	100,487	118,418	55,074	26,851	20,030	19,240	30,454	605,918
1942/43	27,203	22,106	60,701	107,947	62,498	71,687	52,282	42,309	19,198	14,965	13,294	31,010	525,199
1943/44	27,616	63,403	58,892	33,335	76,484	56,762	61,811	39,161	20,274	15,580	18,089	19,023	490,428
1944/45	70,053	28,058	50,700	47,575	65,414	67,304	41,719	44,301	17,210	14,945	17,888	13,800	478,968
1945/46	21,392	22,386	51,476	27,298	33,354	45,683	87,813	107,221	28,819	20,089	16,852	14,929	477,312
1946/47	16,093	41,879	101,291	42,916	104,024	151,857	53,225	60,268	23,591	14,454	12,793	35,596	657,987
1947/48	16,754	19,465	69,038	122,934	51,474	31,251	45,081	40,927	16,733	11,284	9,483	8,710	443,135
1948/49	9,518	9,730	28,534	41,822	17,105	91,950	48,331	40,674	18,747	10,966	9,034	17,639	344,049
1949/50	14,227	24,718	33,002	39,101	61,539	47,418	70,773	73,903	23,651	15,290	11,771	9,775	425,168
1950/51	13,433	15,176	66,099	81,191	105,196	125,402	63,415	83,475	39,403	23,558	16,652	20,687	653,686
1951/52	27,266	123,499	43,567	74,223	92,742	91,000	117,576	43,360	24,907	28,926	19,745	14,583	701,393
1952/53	16,435	25,758	61,738	68,503	83,272	97,144	93,339	39,943	55,959	20,788	14,150	14,193	591,223
1953/54	57,042	19,011	32,413	92,553	142,985	116,669	92,922	69,122	49,695	18,293	14,205	11,719	716,629
1954/55	17,002	21,209	17,093	52,782	51,839	100,344	27,636	19,425	14,414	10,871	8,971	7,251	348,837
1955/56	17,855	37,422	42,877	91,172	52,170	159,647	129,482	74,415	32,196	17,647	13,499	11,812	680,194
1956/57	17,927	103,055	41,911	35,804	75,443	38,303	47,282	38,110	40,070	17,987	11,476	9,411	476,779
1957/58	7,804	53,404	48,071	83,747	65,941	116,289	93,924	55,058	24,718	16,793	12,896	11,301	589,946
1958/59	14,371	54,600	103,203	68,885	25,775	61,711	53,144	52,280	31,296	18,072	15,025	30,100	528,463
1959/60	50,883	82,811	242,200	171,291	144,904	93,232	54,282	41,101	18,792	13,270	11,136	11,048	934,951
1960/61	52,397	69,313	151,059	123,170	63,966	33,045	28,116	27,850	15,446	11,950	9,277	10,949	596,538
1961/62	28,609	136,896	82,962	108,039	144,504	124,203	84,551	65,787	25,209	15,885	12,483	10,465	839,592
1962/63	9,579	33,445	89,120	74,783	53,809	102,467	75,888	31,779	18,795	13,501	10,788	44,279	558,232
1963/64	16,428	59,797	41,167	24,696	46,059	90,645	74,078	25,169	15,031	10,546	8,790	7,861	420,267
1964/65	14,457	15,224	43,740	63,891	35,876	76,184	73,666	23,602	11,747	8,442	6,896	21,107	394,831
1965/66	13,354	37,226	92,827	70,671	154,482	65,130	48,857	41,848	36,556	18,747	13,214	10,469	603,381
1966/67	79,268	158,328	83,511	51,394	34,320	57,394	40,455	45,347	24,990	18,486	9,953	8,251	611,698
1967/68	6,793	54,624	139,220	86,628	73,716	73,558	84,386	58,805	23,831	14,254	12,234	18,981	647,030
1968/69	23,039	17,143	18,651	22,805	40,333	58,854	70,812	61,737	27,870	14,573	10,744	29,549	396,109
1969/70	18,610	17,624	105,398	147,691	90,134	102,344	64,752	48,885	28,344	22,897	25,788	18,883	691,350
1970/71	20,288	17,965	26,238	37,098	28,447	69,039	103,259	100,622	47,843	38,217	23,620	21,521	534,157
1971/72	9,956	68,149	68,662	85,915	131,949	75,623	79,119	129,629	62,652	38,903	26,094	27,502	804,152
1972/73	48,719	20,872	22,702	55,676	133,779	46,919	68,909	70,055	35,857	37,019	37,754	36,067	614,327
1973/74	44,321	34,459	59,361	59,535	90,571	122,074	74,019	42,649	33,492	39,856	37,125	35,477	672,940
1974/75	66,802	89,029	47,155	49,756	27,644	55,539	101,025	65,616	33,147	39,382	44,429	45,073	664,598
1975/76	32,972	89,846	62,421	44,801	60,886	37,279	95,598	46,098	33,405	42,999	45,385	43,775	635,466
1976/77	25,929	30,987	28,783	36,782	47,644	30,310	61,103	84,128	81,068	65,524	50,839	41,334	584,430
1977/78	26,757	21,963	72,174	114,299	184,997	107,487	140,155	130,627	47,497	49,882	46,317	37,404	979,559
1978/79	37,983	27,906	90,707	122,166	156,629	128,298	137,912	65,154	27,833	43,591	40,704	46,575	925,457
1979/80	67,632	111,530	68,153	77,687	43,257	75,372	88,610	89,349	36,651	42,383	49,415	39,218	789,257
1980/81	29,523	28,350	88,819	100,735	49,774	57,579	51,694	43,321	17,961	43,774	40,860	35,975	588,365
1981/82	25,667	13,710	50,967	50,917	36,751	37,475	15,341	15,937	15,905	7,172	10,766	8,405	289,012
1982/83	9,678	51,963	126,159	38,375	91,562	72,812	144,656	66,380	31,973	21,837	46,926	20,067	722,389
1983/84	11,944	12,154	35,490	55,387	82,958	72,241	51,210	81,130	36,870	16,924	16,065	13,325	485,698
1984/85	26,276	68,280	45,440	73,816	55,115	54,267	70,202	103,514	30,111	20,188	18,169	12,992	578,371
1985/86	7,658	18,666	28,823	56,539	89,334	49,547	42,443	29,207	12,319	13,528	9,716	10,398	368,178
1986/87	7,992	8,238	18,151	53,121	79,823	51,463	39,385	16,583	11,455	9,851	9,403	7,285	312,750
1987/88	23,251	40,074	75,985	76,540	82,972	94,462	145,293	67,432	39,937	29,110	19,022	14,695	708,773
1988/89	15,135	10,744	16,824	14,965	10,942	15,575	53,796	25,698	13,476	13,624	16,276	5,964	213,018
1989/90	6,159	19,626	67,713	44,794	28,766	17,939	92,350	32,792	18,846	12,854	11,708	8,056	361,604
1990/91	13,506	24,088	51,048	52,440	28,413	100,628	69,780	105,327	29,124	19,856	12,095	14,074	520,378
1991/92	15,992	51,885	24,019	26,205	16,087	51,817	126,067	51,203	59,393	29,415	18,059	13,535	483,677
1992/93	77,717	32,672	56,372	22,224	37,836	67,690	48,154	48,441	32,493	17,129	16,251	13,794	470,772
1993/94	43,689	24,824	65,987	100,213	50,226	37,766	38,864	42,796	26,732	13,661	12,051	15,027	471,834
1994/95	12,173	19,787	25,899	118,872	56,355	64,691	25,915	22,669	15,572	14,211	8,437	11,882	396,462
1995/96	9,171	30,533	47,024	92,689	101,872	97,000	66,841	34,600	18,978	12,052	13,680	9,760	534,200
1996/97	17,594	40,068	119,810	86,781	36,886	24,065	15,504	26,344	26,358	31,990	19,987	13,938	459,325
1997/98	12,815	45,413	81,858	46,659	37,568	53,254	79,117	61,080	29,488	14,965	11,236	13,015	486,468
1998/99	28,523	23,652	42,932	64,100	63,229	42,620	35,823	38,811	15,293	10,966	12,104	13,638	391,691
1999/00	26,837	62,202	95,844	40,564	38,496	33,439	97,914	46,849	19,076	16,921	12,641	9,539	500,322
2000/01	20,164	36,878	71,667	142,070	122,752	126,407	45,781	36,901	16,736	12,652	10,379	13,184	655,570
2001/02	6,879	44,738	18,486	27,383	27,083	29,171	25,552	35,454	25,325	11,515	13,601	12,076	277,263
2002/03	17,167	24,335	133,568	117,745	138,936	65,496	68,940	39,723	18,593	12,885	10,468	9,171	657,027
2003/04	32,452	51,171	57,651	97,450	62,342	96,367	63,355	37,320	16,908	11,810	11,608	15,972	554,406
2004/05	15,015	65,698	84,138	74,139	94,958	134,701	89,600	39,792	17,704	12,686	10,107	8,545	647,082
2005/06	11,644	38,560	56,571	55,040	42,386	96,820	36,512	19,089	10,951	8,633	7,041	6,661	389,908

902. Embalse de Remolinos

1940/2005
(hm³)

Serie completa

	Oct	Nov	Dic	Ene	Feb	Mar	Abr	May	Jun	Jul	Ago	Sep	Total
Máximo	79,268	158,328	242,200	171,291	184,997	159,647	145,293	154,093	81,068	65,524	50,839	46,575	979,559
Mínimo	6,159	8,238	16,824	14,965	10,942	15,575	15,341	15,937	10,951	7,172	6,896	5,964	213,018
Media	25,276	43,253	63,774	70,527	71,554	75,470	70,813	54,505	28,055	20,968	18,375	18,656	561,227

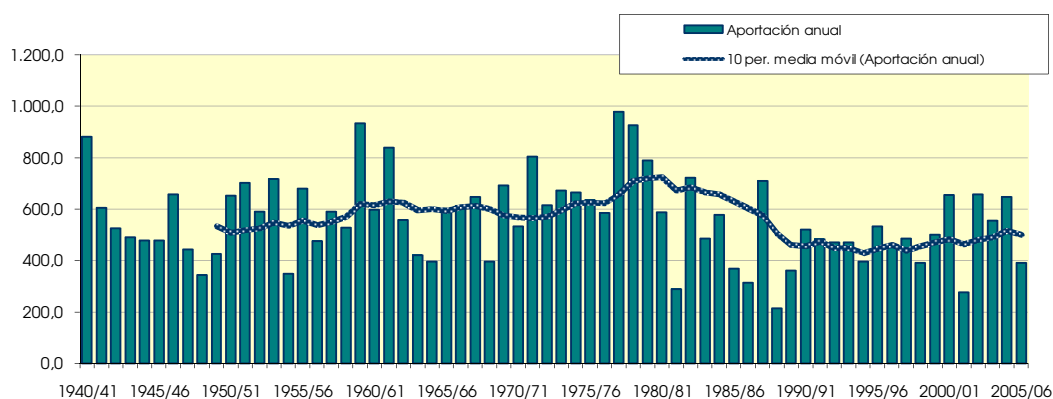
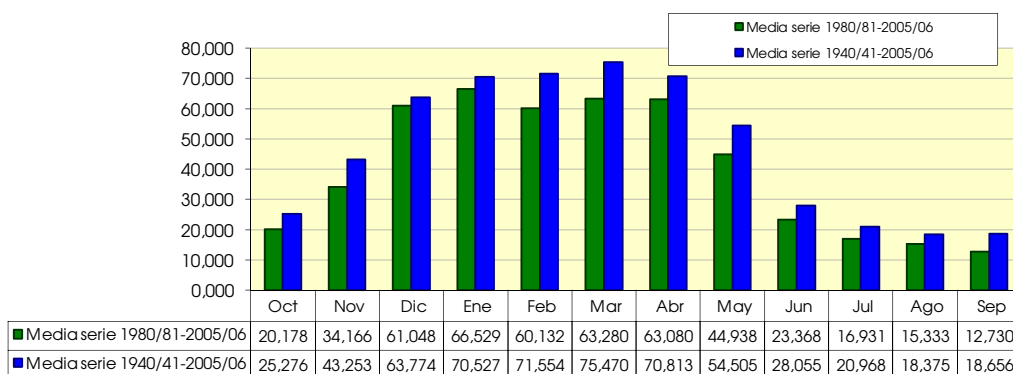
Percentil 1%	6,571	9,208	16,999	19,683	14,286	17,112	15,447	16,357	11,279	7,997	6,990	6,417	254,777
Percentil 5%	7,694	12,543	18,528	25,073	26,102	29,455	26,345	20,236	12,608	10,025	8,835	7,429	320,575
Percentil 10%	9,344	16,183	24,959	30,359	28,430	33,242	36,168	25,433	15,162	10,966	9,340	8,328	364,891
Percentil 25%	13,451	21,397	41,353	44,795	38,955	50,026	48,198	37,517	18,119	12,981	10,875	10,466	462,187
Percentil 50%	17,891	33,952	57,111	66,012	62,420	70,363	68,925	44,824	25,267	16,857	13,396	13,869	556,319
Desviación típica	18,022	31,402	38,581	34,290	40,211	34,556	31,661	28,740	13,689	11,985	11,833	11,379	163,314
Coef. variación	0,713	0,726	0,605	0,486	0,562	0,458	0,447	0,527	0,488	0,572	0,644	0,610	0,291

1980/2005
(hm³)

Serie para asignación y reserva

	Oct	Nov	Dic	Ene	Feb	Mar	Abr	May	Jun	Jul	Ago	Sep	Total
Máximo	77,717	68,280	133,568	142,070	138,936	134,701	145,293	105,327	59,393	43,774	46,926	35,975	722,389
Mínimo	6,159	8,238	16,824	14,965	10,942	15,575	15,341	15,937	10,951	7,041	5,964	5,964	213,018
Media	20,178	34,166	61,048	66,529	60,132	63,280	63,080	44,938	23,368	16,931	15,333	12,730	481,713

Percentil 1%	6,339	8,864	17,156	16,780	12,228	16,166	15,382	16,098	11,077	7,537	7,390	6,138	229,079
Percentil 5%	7,074	11,096	18,235	23,219	18,836	19,471	18,016	17,210	11,671	8,937	8,678	6,817	280,200
Percentil 10%	7,825	12,932	21,253	26,794	27,748	26,618	25,733	20,879	12,897	10,408	9,559	7,671	300,881
Percentil 25%	11,719	20,754	37,351	45,260	37,057	38,980	38,994	30,103	16,113	12,202	10,542	9,263	390,354
Percentil 50%	15,563	31,602	56,471	55,963	52,670	55,923	52,745	39,267	18,912	13,642	12,100	13,004	484,688
Desviación típica	14,955	17,235	33,005	32,701	32,824	31,842	35,659	23,670	10,914	8,337	9,101	5,758	135,638
Coef. variación	0,741	0,504	0,541	0,492	0,546	0,503	0,565	0,527	0,467	0,492	0,594	0,452	0,282



903. Embalse de Bárcena (vertido nudo 25 de Cerneja)

(hm ²)	Oct	Nov	Dic	Ene	Feb	Mar	Abr	May	Jun	Jul	Ago	Sep	Total
1940/41	3.859	3.810	9.033	11.541	14.819	9.148	8.009	8.940	2.734	1.425	1.158	1.136	75.613
1941/42	2.483	3.463	5.889	17.289	7.542	10.140	10.366	3.759	1.992	1.085	0.971	1.292	66.270
1942/43	1.839	2.184	3.928	8.563	9.156	4.847	3.819	3.185	1.514	0.827	0.632	0.809	41.304
1943/44	1.476	6.395	9.088	4.976	8.852	7.935	5.539	3.033	1.492	0.869	0.684	0.709	51.049
1944/45	12.295	4.549	11.218	11.359	8.555	7.269	4.438	2.565	1.268	0.758	0.863	0.662	65.799
1945/46	1.848	2.246	8.626	3.522	3.113	3.940	6.143	5.879	1.969	1.053	0.796	0.681	39.816
1946/47	1.097	4.138	22.208	6.938	12.686	10.557	5.128	4.339	1.784	0.979	0.775	1.156	71.785
1947/48	1.961	4.017	11.470	21.674	4.876	4.386	7.410	3.699	1.592	0.857	0.662	0.649	63.253
1948/49	1.490	1.450	2.069	7.102	2.214	12.671	4.583	3.253	1.451	0.808	0.626	1.111	38.828
1949/50	1.365	5.044	8.352	5.889	9.883	6.334	13.802	4.148	1.806	1.003	0.765	0.667	59.060
1950/51	3.811	2.382	19.225	20.220	12.761	12.651	6.578	7.740	2.416	1.628	1.120	1.228	91.759
1951/52	5.510	4.312	10.504	17.864	11.802	9.849	11.885	4.012	2.113	1.586	1.098	1.030	81.565
1952/53	3.841	5.508	12.801	13.505	14.870	10.199	10.704	3.859	3.410	1.300	0.979	0.935	81.912
1953/54	10.463	3.428	5.949	17.042	21.503	12.130	10.012	6.679	2.285	1.242	1.194	1.023	92.951
1954/55	1.586	3.155	5.232	13.082	7.403	7.316	3.662	2.106	1.167	0.649	0.491	0.481	46.330
1955/56	4.575	2.318	6.830	11.500	3.779	7.784	11.550	6.198	2.229	1.223	0.909	0.788	59.682
1956/57	2.672	10.195	5.060	6.254	5.951	4.524	5.633	3.781	2.134	1.144	0.847	0.742	48.936
1957/58	1.320	4.731	7.635	15.851	8.121	13.945	8.491	4.504	2.234	1.228	0.925	0.797	69.781
1958/59	1.790	7.839	13.562	13.357	4.389	8.654	7.106	4.752	1.905	1.057	0.841	1.044	66.296
1959/60	6.325	7.070	11.146	10.674	6.888	7.863	7.441	3.240	1.747	0.957	0.726	0.805	64.882
1960/61	2.573	2.369	18.183	15.054	6.729	4.384	4.529	2.289	1.225	0.701	0.533	0.473	59.042
1961/62	2.041	9.977	8.511	5.693	8.354	7.836	8.209	4.174	2.232	1.189	0.886	0.767	59.869
1962/63	1.231	2.707	11.270	3.824	5.801	10.108	6.307	3.480	1.683	0.957	0.802	1.260	49.430
1963/64	2.416	1.683	4.112	1.411	1.324	5.375	6.274	0.417	0.256	0.120	0.336	0.085	23.807
1964/65	0.712	0.699	3.037	6.278	3.896	8.805	5.081	0.596	0.148	0.318	0.561	0.948	31.081
1965/66	1.004	3.539	12.385	3.634	4.208	5.703	1.567	2.429	3.820	0.811	0.345	0.219	39.663
1966/67	3.665	17.782	14.623	6.947	1.820	1.812	4.131	2.133	1.160	0.477	0.313	0.443	55.305
1967/68	0.752	4.561	15.375	19.405	4.160	4.561	3.463	1.745	0.938	0.338	0.355	0.463	56.116
1968/69	0.338	0.444	2.453	3.777	2.560	4.148	5.515	1.290	0.776	0.317	0.292	2.608	24.519
1969/70	0.589	0.900	25.209	5.317	4.842	11.653	4.636	4.289	0.929	0.399	0.376	0.262	59.400
1970/71	0.795	1.947	2.339	2.781	5.093	7.876	4.959	6.276	2.222	0.972	0.495	0.437	36.193
1971/72	0.549	8.027	11.365	6.612	11.617	7.063	7.372	11.092	2.984	1.023	0.689	0.892	69.285
1972/73	1.596	0.962	2.078	5.176	18.031	6.628	7.055	2.363	3.242	0.837	0.780	0.534	49.281
1973/74	4.029	1.330	8.126	3.263	10.692	11.823	4.263	2.157	1.062	0.705	0.528	0.605	48.582
1974/75	14.506	11.332	3.929	3.073	3.086	6.158	10.797	2.869	1.680	0.550	0.586	0.621	59.187
1975/76	1.990	10.227	4.985	5.584	6.239	5.929	10.378	3.147	1.662	1.005	0.815	0.773	52.734
1976/77	2.826	7.728	5.115	2.778	2.619	2.404	6.395	7.497	6.722	2.437	1.746	0.801	49.069
1977/78	1.055	2.759	3.858	5.573	14.208	7.641	6.873	5.938	2.018	0.979	0.630	0.453	51.984
1978/79	1.253	0.950	3.664	11.181	7.667	3.567	15.939	3.358	1.212	0.794	0.742	1.077	51.405
1979/80	4.051	17.889	8.009	10.122	1.895	6.319	9.777	7.955	1.836	1.227	0.585	0.483	70.149
1980/81	3.627	3.399	17.818	21.782	7.333	8.714	6.027	4.962	1.269	1.310	0.755	0.605	77.602
1981/82	2.952	1.080	10.572	7.524	10.109	11.539	1.809	1.258	1.685	0.686	1.038	0.744	50.996
1982/83	6.943	5.150	16.212	3.807	6.661	9.344	8.062	2.667	1.176	0.941	3.699	1.882	66.544
1983/84	0.792	0.821	2.777	17.841	7.306	8.307	5.130	10.236	3.120	0.691	0.447	1.287	58.755
1984/85	4.541	3.632	5.305	9.412	5.382	7.986	4.027	9.561	1.983	1.143	0.546	0.327	53.844
1985/86	0.375	1.208	2.260	12.408	12.695	10.943	5.215	2.844	1.726	0.419	0.252	0.779	51.123
1986/87	0.761	1.284	6.323	4.316	10.874	5.305	6.667	1.268	1.897	0.647	0.527	0.208	40.078
1987/88	0.477	4.598	4.939	5.977	7.140	10.868	8.456	2.240	1.686	2.132	0.902	0.626	50.041
1988/89	0.539	0.497	2.938	2.486	2.015	4.785	7.040	2.216	0.917	0.330	0.172	0.204	24.140
1989/90	0.282	1.629	0.863	1.774	1.213	1.190	12.829	1.805	0.822	0.352	0.136	0.172	23.065
1990/91	0.579	2.145	7.652	4.222	3.431	7.526	6.447	13.635	1.250	0.516	0.220	0.413	48.038
1991/92	2.332	10.155	2.466	1.863	1.866	3.366	11.299	3.155	3.500	2.384	0.473	0.797	43.655
1992/93	16.843	7.463	10.457	1.800	0.874	7.272	3.386	2.810	1.413	1.568	0.755	1.183	55.824
1993/94	4.260	2.541	12.551	7.245	3.406	2.553	9.391	1.953	0.834	0.295	0.359	2.204	47.592
1994/95	2.109	2.593	4.135	15.678	2.509	11.764	1.496	1.867	0.607	0.609	0.167	0.294	43.828
1995/96	0.229	1.168	2.312	1.785	6.267	8.095	2.787	1.436	0.519	0.765	0.598	0.628	26.589
1996/97	1.250	6.372	10.330	10.024	4.655	3.606	2.563	3.803	1.368	0.891	0.790	0.726	46.378
1997/98	1.400	6.444	8.246	6.383	4.144	5.439	8.071	4.408	1.858	1.010	0.755	0.904	49.062
1998/99	6.011	5.911	6.168	9.629	10.201	8.875	5.577	3.411	1.592	0.855	0.638	0.581	59.448
1999/00	1.077	6.262	9.411	3.955	5.904	5.913	5.760	3.127	1.524	0.880	0.652	0.567	45.030
2000/01	3.816	5.862	6.647	14.022	5.376	9.080	5.905	3.024	1.584	0.894	0.674	0.573	57.457
2001/02	0.817	4.094	2.201	2.589	4.298	2.214	2.006	2.252	0.963	0.535	0.493	0.444	22.907
2002/03	1.216	2.111	15.441	10.371	9.246	6.142	6.259	3.712	1.670	0.902	0.673	0.575	58.317
2003/04	3.912	3.686	7.919	12.383	2.264	9.897	4.574	3.552	0.716	0.489	0.319	0.383	50.092
2004/05	1.513	5.718	12.138	8.151	6.919	9.606	11.553	4.246	1.931	1.036	0.766	0.657	64.234
2005/06	1.157	5.982	6.190	6.428	4.584	11.534	4.268	2.320	1.113	0.621	0.467	0.405	45.070

903. Embalse de Bárcena (vertido nudo 25 de Cerreja)

1940/2005
(hm³)

Serie completa

	Oct	Nov	Dic	Ene	Feb	Mar	Abr	May	Jun	Jul	Ago	Sep	Total
Máximo	16,843	17,889	25,209	21,782	21,503	13,945	15,939	13,635	6,722	2,437	3,699	2,608	92,951
Mínimo	0,229	0,444	0,863	1,411	0,874	1,190	1,496	0,417	0,148	0,120	0,136	0,085	22,907
Media	2,870	4,513	8,375	8,629	6,828	7,482	6,703	3,984	1,754	0,920	0,708	0,759	53,525

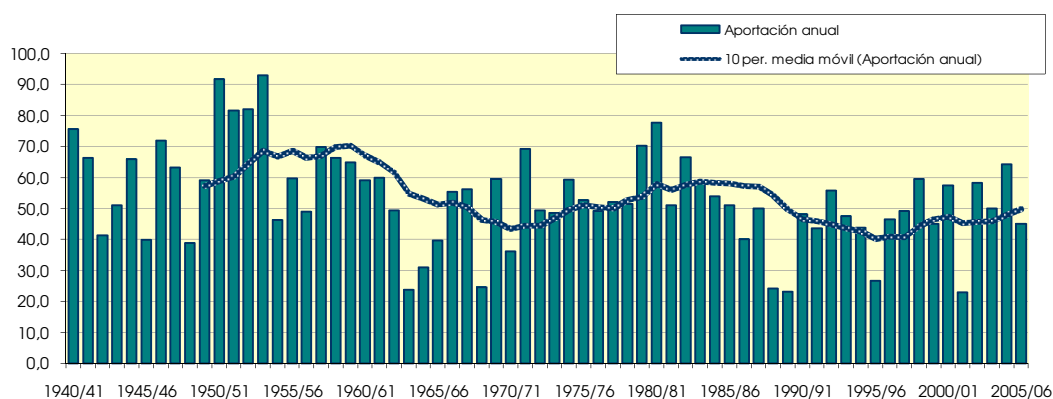
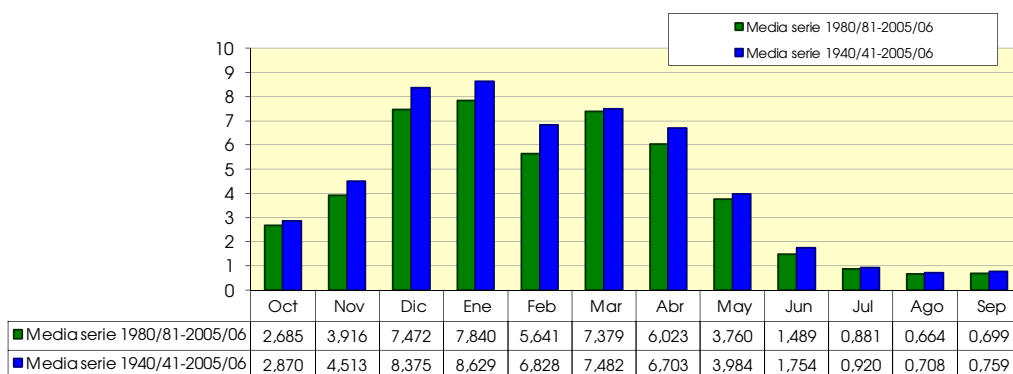
Percentil 1%	0,263	0,478	1,647	1,647	1,094	1,594	1,542	0,534	0,218	0,234	0,157	0,141	23,010
Percentil 5%	0,401	0,841	2,215	1,816	1,832	2,442	2,145	1,274	0,634	0,321	0,228	0,211	24,234
Percentil 10%	0,564	1,021	2,396	2,684	2,115	3,586	3,424	1,775	0,828	0,375	0,316	0,310	33,637
Percentil 25%	1,061	2,119	4,118	4,021	3,808	5,322	4,576	2,297	1,185	0,648	0,492	0,475	45,385
Percentil 50%	1,814	3,659	7,785	6,943	6,095	7,713	6,266	3,306	1,675	0,885	0,667	0,674	51,695
Desviación típica	3,206	3,605	5,252	5,485	4,269	3,018	3,069	2,554	0,972	0,452	0,469	0,441	15,535
Coef. variación	1,117	0,799	0,627	0,636	0,625	0,403	0,458	0,641	0,554	0,491	0,663	0,581	0,290

1980/2005
(hm³)

Serie para asignación y reserva

	Oct	Nov	Dic	Ene	Feb	Mar	Abr	May	Jun	Jul	Ago	Sep	Total
Máximo	16,843	10,155	17,818	21,782	12,695	11,764	12,829	13,635	3,500	2,384	3,699	2,204	77,602
Mínimo	0,229	0,497	0,863	1,774	0,874	1,190	1,496	1,258	0,519	0,295	0,136	0,172	22,907
Media	2,685	3,916	7,472	7,840	5,641	7,379	6,023	3,760	1,489	0,881	0,664	0,699	48,450

Percentil 1%	0,242	0,578	1,197	1,777	0,959	1,446	1,574	1,260	0,541	0,304	0,144	0,180	22,946
Percentil 5%	0,305	0,886	2,215	1,789	1,376	2,299	1,858	1,310	0,634	0,336	0,169	0,205	23,334
Percentil 10%	0,426	1,124	2,286	1,831	1,941	2,960	2,284	1,621	0,769	0,385	0,196	0,251	25,364
Percentil 25%	0,769	1,750	3,238	3,844	3,413	5,339	4,088	2,222	1,001	0,554	0,381	0,407	44,128
Percentil 50%	1,325	3,659	6,485	6,836	5,379	8,041	5,832	2,934	1,468	0,810	0,572	0,593	49,552
Desviación típica	3,428	2,478	4,675	5,364	3,156	3,096	3,011	2,948	0,687	0,507	0,663	0,481	13,331
Coef. variación	1,277	0,633	0,626	0,684	0,559	0,420	0,500	0,784	0,461	0,576	0,998	0,689	0,275



904. Embalse de Yesa

(hm ²)	Oct	Nov	Dic	Ene	Feb	Mar	Abr	May	Jun	Jul	Ago	Sep	Total
1940/41	95,493	101,865	105,287	117,486	243,824	174,909	182,573	235,415	194,515	85,469	51,246	45,952	1.634,034
1941/42	47,155	80,688	38,498	134,564	47,225	156,678	344,542	143,701	96,131	63,072	70,818	105,196	1.328,268
1942/43	67,234	63,619	63,243	149,539	108,104	121,978	174,598	118,182	63,634	85,875	50,243	110,971	1.177,220
1943/44	108,363	61,041	74,133	30,539	55,881	40,630	88,664	128,666	76,735	50,262	68,381	80,173	863,468
1944/45	121,892	60,164	86,554	100,174	69,731	132,172	80,648	74,519	80,076	50,119	105,108	54,074	1.015,230
1945/46	49,231	48,681	137,447	29,257	38,950	46,373	151,886	249,009	98,652	60,293	40,401	40,275	990,455
1946/47	54,177	81,148	107,686	60,185	120,050	344,468	95,377	153,156	81,666	62,455	84,174	85,192	1.329,735
1947/48	79,344	88,230	118,208	233,494	43,506	49,513	120,237	100,049	56,556	37,366	28,034	61,954	1.016,492
1948/49	42,737	38,095	58,496	50,653	21,536	32,025	31,074	76,676	35,790	23,219	30,028	146,331	586,659
1949/50	68,158	207,820	122,278	81,149	168,623	91,923	75,778	104,161	80,426	33,311	31,427	26,123	1.091,176
1950/51	46,388	131,496	235,209	222,071	209,257	237,158	137,854	174,603	87,109	77,407	52,846	49,622	1.661,020
1951/52	86,988	134,126	141,051	104,402	145,483	194,137	218,480	108,337	61,398	55,142	61,928	32,411	1.343,883
1952/53	96,243	155,262	240,390	80,481	73,877	77,206	124,185	86,144	133,236	35,248	22,877	47,987	1.173,137
1953/54	70,438	46,913	101,493	85,453	111,300	206,167	112,437	162,886	102,809	46,760	28,320	22,616	1.097,592
1954/55	47,270	70,806	90,438	312,219	163,742	89,813	72,885	74,272	138,837	69,454	31,666	29,495	1.016,895
1955/56	54,428	61,350	156,029	148,622	48,061	163,799	221,615	261,369	125,792	76,462	71,720	78,359	1.467,605
1956/57	35,180	34,135	48,614	21,397	71,890	76,057	78,953	112,895	253,289	74,652	45,922	29,767	882,753
1957/58	26,643	20,868	27,334	108,003	57,114	184,345	102,762	125,546	129,154	76,699	46,766	71,215	976,449
1958/59	50,310	41,511	161,493	58,142	61,160	157,534	140,752	139,015	120,899	80,442	73,691	205,404	1.290,355
1959/60	112,000	207,800	356,100	217,500	239,700	243,500	142,600	230,700	171,200	42,700	31,300	59,300	2.054,400
1960/61	392,900	300,600	189,300	283,100	255,400	123,100	173,300	84,500	133,300	32,900	44,933	118,034	2.131,367
1961/62	108,400	292,100	155,400	221,300	110,800	332,600	246,900	142,300	88,900	32,700	11,400	16,100	1.758,900
1962/63	31,000	94,200	163,600	247,700	102,900	223,200	273,400	151,500	147,300	92,700	163,300	56,300	1.747,100
1963/64	47,600	234,900	183,200	37,400	146,800	201,900	260,500	151,000	85,300	37,900	25,400	28,900	1.440,800
1964/65	116,600	91,200	110,000	196,800	83,200	258,200	137,500	132,600	81,500	35,500	24,600	146,500	1.414,200
1965/66	135,500	263,400	323,600	241,500	284,300	125,500	238,600	243,400	151,200	68,800	36,100	24,900	2.136,800
1966/67	220,700	456,100	217,300	108,500	99,500	231,000	143,000	154,300	110,700	68,600	38,900	19,900	1.868,500
1967/68	43,200	233,100	120,700	162,700	137,000	102,900	199,600	219,200	113,000	59,800	49,900	63,700	1.504,800
1968/69	32,500	119,300	152,500	137,000	87,400	328,500	308,900	276,500	166,300	93,100	41,400	91,100	1.834,500
1969/70	48,700	57,500	168,400	306,400	148,000	114,200	127,800	198,200	180,300	71,000	39,200	24,000	1.483,700
1970/71	50,000	102,400	42,200	95,100	163,200	101,500	303,000	376,900	209,800	108,700	52,000	54,400	1.659,200
1971/72	46,500	33,100	70,300	94,900	293,800	159,500	186,600	213,300	169,900	86,100	53,900	60,800	1.468,700
1972/73	52,100	105,200	139,200	144,400	97,900	85,200	126,100	210,500	147,700	64,400	45,900	32,600	1.251,200
1973/74	36,500	77,100	68,300	118,500	129,400	220,900	146,200	163,700	153,000	72,800	38,100	58,800	1.283,300
1974/75	86,800	224,200	70,900	123,400	101,900	147,600	251,300	225,800	152,400	71,900	51,700	74,300	1.582,200
1975/76	52,000	80,700	93,600	43,400	123,300	107,500	131,500	156,200	80,800	62,300	48,700	69,800	1.049,800
1976/77	182,100	183,900	212,900	176,500	216,100	106,000	130,900	185,800	235,500	121,100	94,600	45,100	1.890,500
1977/78	159,000	66,800	137,200	113,400	440,000	233,900	186,500	277,900	191,300	99,100	56,500	35,700	1.997,300
1978/79	26,800	10,500	100,400	348,400	475,600	162,000	204,200	315,100	306,200	86,700	46,700	46,500	2.129,100
1979/80	110,600	85,700	68,600	92,600	97,700	162,900	113,800	181,600	134,000	41,200	13,400	15,200	1.117,300
1980/81	152,800	103,500	126,600	168,400	64,000	167,400	136,300	161,000	86,000	37,500	24,500	33,200	1.261,200
1981/82	51,900	25,400	396,300	166,100	126,900	138,600	101,200	104,800	90,500	33,500	27,700	24,300	1.287,200
1982/83	169,500	213,100	316,100	87,100	136,200	118,900	190,200	172,400	107,400	45,500	27,800	19,100	1.603,300
1983/84	5,200	45,000	94,900	118,600	123,700	94,800	167,700	186,000	211,500	63,600	22,400	26,900	1.160,300
1984/85	87,500	322,200	103,400	160,200	193,500	99,200	178,700	163,400	111,900	39,700	10,900	7,900	1.478,500
1985/86	8,200	56,900	43,600	105,400	159,200	140,400	178,100	277,500	91,800	29,700	8,200	24,600	1.123,600
1986/87	32,200	83,200	69,700	82,500	107,000	73,100	254,400	61,100	40,200	55,900	17,600	10,200	887,100
1987/88	213,200	59,000	105,900	224,900	233,200	119,500	266,500	156,500	168,700	99,200	24,900	20,100	1.691,600
1988/89	30,200	18,900	24,700	16,800	20,800	91,500	162,100	125,500	45,000	18,800	27,000	14,900	596,200
1989/90	16,700	79,000	79,900	34,400	100,800	38,100	89,400	125,100	64,000	26,600	17,300	18,400	689,700
1990/91	80,300	106,600	96,800	107,600	43,200	133,200	107,500	126,800	68,900	16,000	6,200	22,800	915,900
1991/92	70,700	168,700	52,800	20,700	20,100	28,000	186,700	85,200	80,800	40,300	58,000	29,200	841,200
1992/93	299,300	148,300	254,000	46,200	18,500	27,300	86,400	148,200	66,800	24,800	17,000	61,900	1.198,700
1993/94	184,600	76,400	129,700	229,800	126,300	116,300	138,200	185,500	62,100	24,800	15,100	28,200	1.317,000
1994/95	90,200	173,500	72,700	185,500	129,500	166,900	70,300	103,200	40,600	25,900	13,800	17,800	1.089,900
1995/96	12,888	47,900	338,765	204,091	156,575	90,293	96,484	165,194	104,598	92,380	83,104	86,962	1.479,235
1996/97	11,900	131,700	346,700	223,600	84,300	65,100	57,600	109,600	91,200	117,500	60,600	38,600	1.338,400
1997/98	21,100	123,700	304,800	174,200	51,500	75,700	200,100	149,000	97,300	47,400	30,900	49,200	1.324,900
1998/99	74,800	50,200	60,800	85,000	55,500	111,700	135,100	241,800	50,200	30,000	26,700	74,700	996,500
1999/00	110,900	73,000	97,800	42,100	59,200	33,600	221,600	203,500	109,100	23,400	12,100	11,200	997,500
2000/01	100,400	258,000	185,900	296,300	124,700	366,700	139,000	186,300	72,500	39,600	17,300	10,900	1.797,600
2001/02	66,200	32,200	22,600	28,400	57,300	90,239	55,530	48,034	81,457	41,888	55,171	46,378	625,397
2002/03	100,833	275,128	288,752	277,089	198,659	175,562	94,649	65,891	41,790	49,607	26,221	134,428	1.728,608
2003/04	249,040	238,436	162,537	167,379	127,155	163,572	157,041	109,042	45,549	30,791	47,163	33,487	1.531,194
2004/05	128,699	51,907	64,270	54,272	27,292	46,716	132,169	109,086	47,817	23,236	15,535	27,557	728,555
2005/06	96,505	76,955	76,612	77,252	66,124	210,645	114,836	98,955	90,674	54,580	24,255	105,632	1.093,025

904. Embalse de Yesa

1940/2005
(hm³)

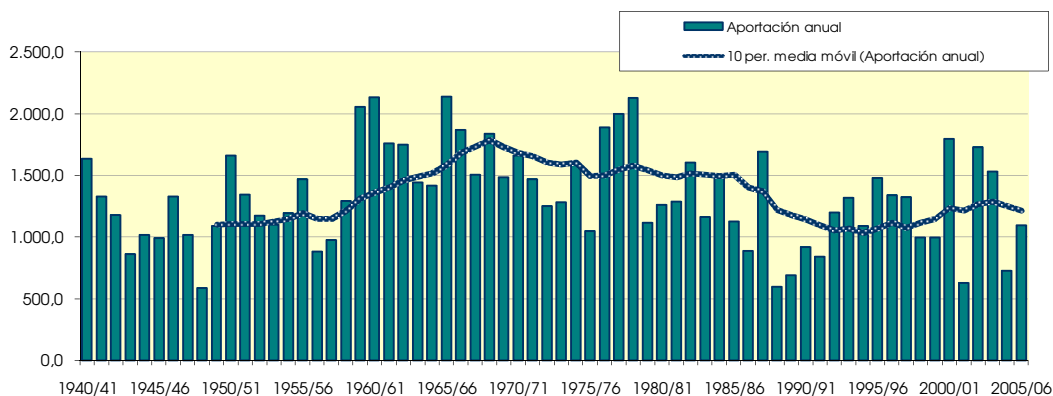
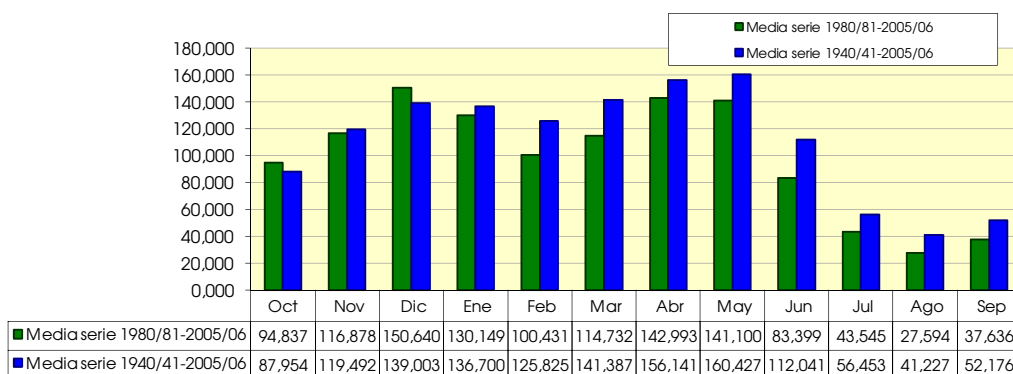
Serie completa

	Oct	Nov	Dic	Ene	Feb	Mar	Abr	May	Jun	Jul	Ago	Sep	Total
Máximo	392,900	456,100	396,300	348,400	475,600	366,700	344,542	376,900	306,200	121,100	163,300	205,404	2.136,800
Mínimo	5,200	10,500	22,600	16,800	18,500	27,300	31,074	48,034	35,790	16,000	6,200	7,900	586,659
Media	87,954	119,492	139,003	136,700	125,825	141,387	156,141	160,427	112,041	56,453	41,227	52,176	1.328,824
Percentil 1%	7,150	15,960	23,965	19,335	19,540	27,755	46,971	56,527	38,657	17,820	7,500	9,395	592,861
Percentil 5%	13,841	27,100	39,423	28,614	22,975	34,725	70,946	74,334	42,592	23,277	11,575	12,125	699,414
Percentil 10%	26,721	36,115	50,707	35,900	43,353	46,544	79,801	84,850	49,009	25,350	14,450	16,950	873,111
Percentil 25%	46,416	57,875	71,350	80,648	61,870	90,252	108,734	109,214	77,570	35,311	24,525	24,675	1.059,825
Percentil 50%	69,298	84,450	108,843	117,993	109,452	124,300	139,876	152,328	96,715	52,421	37,100	42,688	1.303,677
Desviación típica	70,868	89,851	90,760	83,034	88,602	78,419	66,922	66,057	55,800	25,902	26,493	38,682	389,005
Coef. variación	0,806	0,752	0,653	0,607	0,704	0,555	0,429	0,412	0,498	0,459	0,643	0,741	0,293

1980/2005
(hm³)

Serie para asignación y reserva

	Oct	Nov	Dic	Ene	Feb	Mar	Abr	May	Jun	Jul	Ago	Sep	Total
Máximo	299,300	322,200	396,300	296,300	233,200	366,700	266,500	277,500	211,500	117,500	83,104	134,428	1.797,600
Mínimo	5,200	18,900	22,600	16,800	18,500	27,300	55,530	48,034	40,200	16,000	6,200	7,900	596,200
Media	94,837	116,878	150,640	130,149	100,431	114,732	142,993	141,100	83,399	43,545	27,594	37,636	1.183,935
Percentil 1%	5,950	20,525	23,125	17,775	18,900	27,475	56,048	51,301	40,300	16,700	6,700	8,475	603,499
Percentil 5%	9,125	27,100	29,425	22,625	20,275	29,400	60,775	62,298	40,897	19,909	8,875	10,375	641,473
Percentil 10%	12,394	38,600	48,200	31,400	24,046	35,850	78,350	75,545	43,395	23,318	11,500	11,050	709,127
Percentil 25%	30,700	53,155	70,450	60,017	55,950	73,750	97,663	105,861	53,175	26,075	15,901	18,575	936,050
Percentil 50%	83,900	81,100	100,600	113,100	103,900	105,450	137,250	137,500	81,129	38,550	24,378	27,229	1.179,500
Desviación típica	77,659	84,139	113,567	81,847	58,922	71,059	56,494	54,257	39,380	25,214	18,522	31,345	343,939
Coef. variación	0,819	0,720	0,754	0,629	0,587	0,619	0,395	0,385	0,472	0,579	0,671	0,833	0,291



905. Embalse de Arraiz

(hm ³)	Oct	Nov	Dic	Ene	Feb	Mar	Abr	May	Jun	Jul	Ago	Sep	Total
1940/41	1,394	1,553	4,420	2,839	6,308	1,751	0,755	1,430	0,730	1,050	0,381	0,438	23,047
1941/42	0,468	1,012	1,411	3,863	2,912	1,211	2,533	0,403	0,096	0,319	0,062	0,710	14,999
1942/43	0,401	0,611	0,921	2,057	2,718	0,505	0,402	0,875	0,285	0,177	0,055	0,619	9,625
1943/44	0,843	1,542	1,436	0,226	2,518	1,014	1,106	0,171	0,584	0,281	0,078	0,309	10,107
1944/45	1,613	1,535	1,754	3,157	0,635	1,115	0,913	1,209	0,473	0,209	0,325	0,220	13,159
1945/46	0,309	0,616	2,129	0,455	0,756	0,683	1,513	1,939	0,790	0,274	0,115	0,063	9,642
1946/47	0,582	1,783	2,565	0,926	1,534	1,290	0,402	0,634	0,203	0,086	0,107	1,304	11,416
1947/48	1,652	1,689	2,137	1,549	0,510	0,397	0,905	0,917	0,345	0,169	0,113	1,754	12,138
1948/49	1,111	1,407	0,848	0,895	0,339	1,082	0,528	1,044	0,350	0,192	0,089	1,160	9,045
1949/50	1,699	3,544	2,763	1,751	2,202	1,191	2,672	0,424	0,168	0,021	0,026	0,034	16,495
1950/51	0,628	1,237	4,839	2,196	4,319	2,748	1,225	2,156	0,751	0,210	0,332	0,310	20,951
1951/52	0,852	1,945	1,654	2,568	6,253	1,326	1,698	0,499	0,129	0,341	0,078	0,167	17,509
1952/53	0,793	3,001	3,071	2,473	2,854	1,470	0,965	0,518	0,949	0,325	0,088	0,145	16,652
1953/54	1,909	1,289	0,807	3,065	5,637	1,799	0,604	1,861	0,335	0,254	0,232	0,228	18,019
1954/55	0,181	0,410	2,213	2,242	1,089	0,694	0,128	0,078	0,106	0,041	0,031	0,145	7,359
1955/56	0,268	0,444	0,796	2,463	0,829	1,854	1,465	1,492	0,660	0,210	0,189	0,204	10,874
1956/57	0,461	1,953	1,200	1,622	1,124	0,388	0,904	1,049	1,718	0,154	0,049	0,161	10,783
1957/58	0,175	0,839	1,220	2,221	0,652	2,947	2,862	0,436	0,302	0,177	0,043	0,034	11,909
1958/59	0,061	1,366	1,758	1,928	0,437	0,973	1,660	1,045	0,265	0,136	0,065	0,207	9,901
1959/60	0,888	1,524	3,287	1,773	0,951	1,165	0,702	0,233	0,085	0,068	0,077	0,311	11,063
1960/61	1,281	1,573	2,282	3,080	1,724	0,302	1,251	0,546	0,301	0,070	0,059	0,072	12,540
1961/62	1,352	2,267	1,200	1,210	3,025	1,550	2,384	0,700	0,281	0,074	0,037	0,030	14,109
1962/63	0,192	1,678	2,681	1,371	1,518	1,626	1,676	0,334	0,258	0,175	0,431	0,564	12,506
1963/64	0,523	1,399	1,323	0,437	1,172	1,469	1,682	0,186	0,169	0,059	0,047	0,043	8,510
1964/65	0,820	0,503	2,467	2,806	0,694	2,484	2,803	0,658	0,198	0,054	0,059	0,655	14,201
1965/66	0,884	1,984	3,338	0,984	1,452	1,797	1,473	1,258	0,518	0,322	0,142	0,104	14,254
1966/67	0,649	3,195	3,408	1,728	0,752	0,790	1,198	0,577	0,337	0,156	0,071	0,140	13,001
1967/68	0,531	1,608	2,798	3,594	1,228	1,195	1,110	0,884	0,468	0,126	0,182	0,186	13,912
1968/69	0,135	0,637	1,704	1,271	1,620	1,371	1,928	1,028	0,715	0,229	0,099	0,683	11,420
1969/70	0,224	0,396	4,325	1,856	2,472	1,873	1,387	1,203	0,328	0,106	0,082	0,063	14,315
1970/71	0,080	0,488	0,659	1,248	2,586	2,120	1,481	1,290	0,751	0,320	0,089	0,127	11,238
1971/72	0,075	1,448	2,233	2,824	2,837	1,343	2,110	1,674	0,538	0,126	0,286	0,487	15,980
1972/73	0,408	0,757	1,534	1,802	3,875	1,618	1,974	1,416	1,406	0,545	0,396	0,653	16,383
1973/74	0,451	0,681	2,024	1,086	2,770	1,837	0,807	0,682	0,123	0,096	0,092	0,262	10,908
1974/75	2,160	2,347	1,425	1,072	0,930	1,861	2,095	0,898	0,464	0,130	0,117	0,190	13,688
1975/76	0,198	2,408	0,966	0,596	2,210	1,022	1,044	0,319	0,087	0,245	0,112	0,159	9,367
1976/77	0,716	1,202	1,152	0,734	1,007	0,746	1,521	1,402	1,381	0,680	0,865	0,284	11,691
1977/78	0,312	1,691	0,928	2,128	3,958	2,214	1,874	1,686	0,476	0,294	0,175	0,194	15,931
1978/79	0,260	0,103	0,928	2,446	1,914	1,091	2,425	0,791	0,214	0,179	0,097	0,357	10,805
1979/80	0,428	1,641	0,391	1,013	0,393	1,402	0,388	0,874	0,340	0,181	0,020	0,057	7,128
1980/81	0,728	0,596	2,359	2,237	1,091	0,815	0,773	0,804	0,265	0,174	0,117	0,123	10,080
1981/82	0,301	0,133	1,446	0,934	1,710	2,146	0,330	0,199	0,114	0,090	0,101	0,113	7,617
1982/83	1,099	1,155	2,623	0,568	1,766	1,698	2,350	0,512	0,136	0,185	0,590	0,266	12,948
1983/84	0,051	0,105	0,704	2,838	2,511	0,934	1,114	1,517	0,636	0,062	0,067	0,297	10,835
1984/85	0,568	1,561	1,200	2,039	0,533	1,386	0,639	1,365	0,176	0,055	0,039	0,023	9,581
1985/86	0,037	0,179	0,189	2,105	1,935	1,434	2,266	0,481	0,123	0,040	0,044	0,058	8,892
1986/87	0,034	0,345	1,381	1,491	2,527	0,856	1,665	0,153	0,224	0,165	0,125	0,048	9,015
1987/88	0,205	1,188	0,778	2,017	2,115	1,904	1,945	0,662	0,816	0,300	0,193	0,333	12,456
1988/89	0,067	0,032	0,623	0,218	0,387	0,782	2,403	0,343	0,067	0,056	0,059	0,057	5,094
1989/90	0,036	0,221	0,077	0,381	0,489	0,219	2,655	0,454	0,151	0,072	0,044	0,038	4,837
1990/91	0,081	0,380	1,693	0,539	0,365	0,955	1,266	2,483	0,118	0,099	0,037	0,179	8,195
1991/92	0,583	1,915	0,486	0,172	0,210	1,044	2,925	0,490	0,637	0,396	0,382	0,245	9,485
1992/93	2,738	1,589	2,061	0,173	0,071	0,402	1,136	0,616	0,170	0,104	0,129	0,453	9,642
1993/94	1,036	0,392	2,420	1,951	1,793	0,617	3,311	0,321	0,121	0,075	0,041	0,098	12,176
1994/95	0,183	0,534	0,722	3,169	0,711	1,871	0,319	0,246	0,101	0,053	0,054	0,162	8,124
1995/96	0,071	0,077	0,563	0,705	2,036	0,839	0,432	0,306	0,265	0,843	0,239	0,304	6,680
1996/97	1,194	2,629	2,602	2,486	0,365	0,117	0,211	0,297	0,570	0,363	0,143	0,084	11,061
1997/98	0,140	0,821	2,081	0,804	0,415	1,197	0,836	0,374	0,281	0,122	0,078	0,343	7,491
1998/99	1,621	1,238	1,606	1,720	2,566	1,355	0,661	1,000	0,133	0,059	0,044	0,066	12,069
1999/00	0,057	0,874	1,200	0,195	0,990	0,393	1,081	0,205	0,141	0,170	0,164	0,095	5,566
2000/01	0,894	1,468	0,677	1,409	0,647	0,940	0,707	0,542	0,070	0,082	0,049	0,041	7,526
2001/02	0,037	0,171	0,072	0,179	1,179	0,516	0,429	0,447	0,270	0,110	0,086	0,076	3,571
2002/03	0,195	1,003	2,861	1,345	2,512	0,919	0,297	0,532	0,185	0,072	0,054	0,338	10,313
2003/04	0,563	0,818	1,426	3,200	0,714	1,678	0,899	0,619	0,090	0,076	0,059	0,080	10,220
2004/05	0,122	0,468	1,448	1,522	1,740	1,229	1,791	0,643	0,074	0,043	0,038	0,192	9,310
2005/06	0,114	1,036	1,647	1,412	0,246	2,393	0,359	0,181	0,158	0,111	0,076	0,342	8,076

905. Embalse de Arraiz

1940/2005
(hm³)

Serie completa

	Oct	Nov	Dic	Ene	Feb	Mar	Abr	May	Jun	Jul	Ago	Sep	Total
Máximo	2,738	3,544	4,839	3,863	6,308	2,947	3,311	2,483	1,718	1,050	0,865	1,754	23,047
Mínimo	0,034	0,032	0,072	0,172	0,071	0,117	0,128	0,078	0,067	0,021	0,020	0,023	3,571
Media	0,617	1,185	1,726	1,657	1,732	1,272	1,354	0,797	0,375	0,195	0,137	0,277	11,325

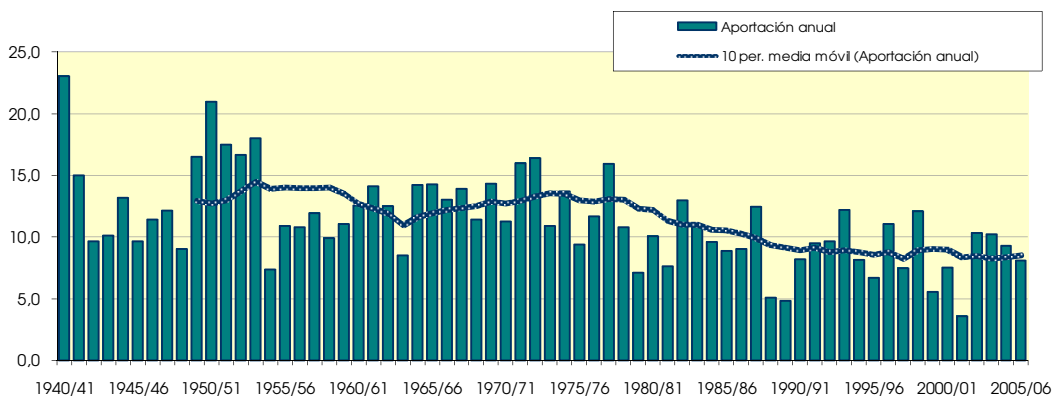
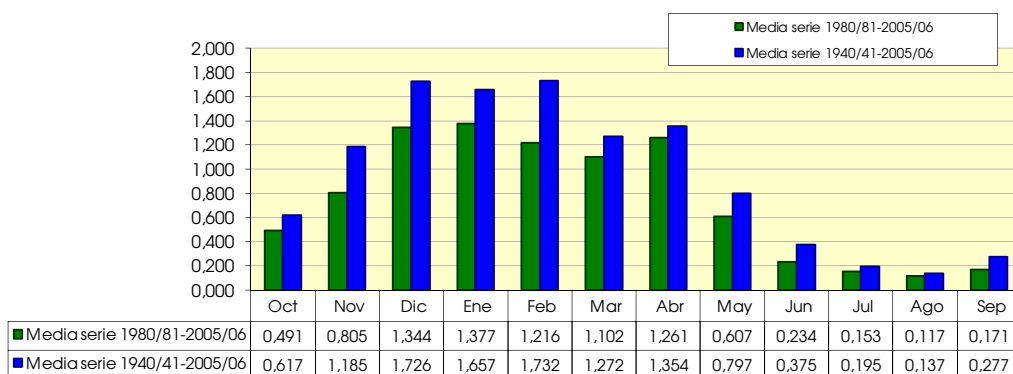
Percentil 1%	0,035	0,061	0,075	0,173	0,161	0,184	0,182	0,127	0,069	0,034	0,024	0,028	4,394
Percentil 5%	0,041	0,112	0,415	0,201	0,345	0,389	0,322	0,182	0,085	0,046	0,037	0,035	5,844
Percentil 10%	0,064	0,200	0,641	0,409	0,390	0,453	0,395	0,219	0,099	0,055	0,040	0,045	7,425
Percentil 25%	0,176	0,511	0,928	0,928	0,698	0,844	0,719	0,408	0,137	0,075	0,055	0,081	9,111
Percentil 50%	0,456	1,195	1,491	1,671	1,485	1,204	1,211	0,638	0,267	0,155	0,087	0,188	10,891
Desviación típica	0,591	0,794	1,033	0,948	1,382	0,617	0,795	0,537	0,335	0,182	0,146	0,309	3,658
Coef. variación	0,958	0,670	0,599	0,572	0,798	0,485	0,588	0,674	0,893	0,937	1,065	1,116	0,323

1980/2005
(hm³)

Serie para asignación y reserva

	Oct	Nov	Dic	Ene	Feb	Mar	Abr	May	Jun	Jul	Ago	Sep	Total
Máximo	2,738	2,629	2,861	3,200	2,566	2,393	3,311	2,483	0,816	0,843	0,590	0,453	12,948
Mínimo	0,034	0,032	0,072	0,172	0,071	0,117	0,211	0,153	0,067	0,040	0,037	0,023	3,571
Media	0,491	0,805	1,344	1,377	1,216	1,102	1,261	0,607	0,234	0,153	0,117	0,171	8,879

Percentil 1%	0,034	0,043	0,073	0,172	0,106	0,143	0,232	0,160	0,068	0,041	0,037	0,027	3,888
Percentil 5%	0,036	0,084	0,105	0,174	0,219	0,263	0,302	0,186	0,071	0,046	0,038	0,039	4,902
Percentil 10%	0,037	0,119	0,338	0,187	0,305	0,397	0,325	0,202	0,082	0,054	0,040	0,044	5,330
Percentil 25%	0,068	0,252	0,684	0,546	0,433	0,791	0,484	0,309	0,119	0,065	0,045	0,068	7,549
Percentil 50%	0,189	0,707	1,403	1,411	1,040	0,947	0,990	0,485	0,155	0,094	0,072	0,118	9,163
Desviación típica	0,637	0,655	0,827	0,957	0,848	0,590	0,916	0,508	0,200	0,169	0,124	0,125	2,430
Coef. variación	1,299	0,814	0,615	0,695	0,697	0,536	0,726	0,837	0,855	1,108	1,057	0,731	0,274



906. Embalse de Salazar (Embalse de Aspuz)

(hm ²)	Oct	Nov	Dic	Ene	Feb	Mar	Abr	May	Jun	Jul	Ago	Sep	Total
1940/41	8,960	21,901	60,892	44,716	100,961	41,378	31,400	41,679	30,904	6,493	9,692	8,931	407,905
1941/42	8,151	24,730	22,862	84,527	48,474	52,459	57,500	19,472	5,762	5,173	4,991	10,232	344,332
1942/43	11,657	13,949	14,130	73,947	56,601	21,656	19,583	30,902	5,345	4,949	4,335	9,154	266,207
1943/44	26,908	54,393	24,532	8,084	15,225	28,379	21,845	12,745	6,228	5,347	4,859	5,784	214,329
1944/45	21,211	37,909	84,742	27,793	102,761	34,847	10,644	8,136	6,577	5,374	6,239	4,909	351,141
1945/46	5,122	6,806	58,361	11,507	12,573	19,710	35,514	72,160	12,504	5,688	4,922	4,566	249,433
1946/47	4,105	9,358	49,833	62,846	89,155	69,470	20,497	20,049	5,412	4,613	4,854	5,892	346,084
1947/48	6,082	10,746	30,188	101,483	20,155	8,205	17,141	29,594	7,258	5,157	4,954	7,393	248,355
1948/49	5,361	6,533	5,753	11,366	7,721	15,829	7,295	12,373	4,951	3,413	2,884	10,681	94,161
1949/50	11,283	58,256	41,578	13,861	53,080	31,869	51,122	17,293	6,909	4,498	3,822	2,245	295,816
1950/51	3,336	13,083	68,039	77,725	75,828	94,892	35,284	39,084	18,656	5,963	5,580	5,317	442,787
1951/52	5,636	19,906	30,480	77,603	159,271	99,004	90,602	39,101	9,663	5,899	4,710	4,322	546,198
1952/53	9,722	89,455	123,855	49,875	65,543	45,496	25,504	9,593	41,458	10,704	4,202	4,456	479,862
1953/54	18,558	15,978	15,638	48,440	102,309	115,821	17,542	75,618	5,310	6,800	8,360	3,324	433,698
1954/55	3,587	9,800	53,517	105,437	57,958	12,306	4,092	3,729	4,230	2,247	1,396	1,960	260,261
1955/56	9,814	9,722	38,855	94,095	30,987	104,690	67,226	54,939	24,172	5,879	5,164	7,122	452,666
1956/57	7,103	17,753	11,884	26,607	35,726	8,092	23,391	20,339	94,990	6,270	4,690	4,796	261,640
1957/58	4,932	6,041	15,739	61,236	20,645	205,535	93,484	13,352	8,300	6,627	5,042	4,899	445,831
1958/59	4,790	10,588	90,241	54,432	14,354	63,803	54,131	38,743	13,124	6,175	5,597	11,121	367,100
1959/60	35,097	97,628	241,035	73,341	56,155	62,998	20,206	8,698	5,382	5,766	6,648	7,001	619,954
1960/61	90,303	104,410	111,739	144,255	117,760	23,217	60,735	28,070	16,575	7,519	8,059	7,224	719,865
1961/62	30,228	115,904	44,743	45,497	63,076	97,710	85,466	10,450	12,838	5,607	5,103	5,919	522,539
1962/63	5,568	45,629	102,295	104,426	34,606	91,160	73,660	12,825	12,097	7,849	31,122	16,499	537,737
1963/64	8,126	32,083	50,869	7,399	49,402	74,125	110,859	4,089	2,647	1,933	1,758	1,385	344,676
1964/65	15,129	15,456	65,993	76,815	18,395	73,862	42,263	14,226	7,889	6,223	5,037	22,746	364,033
1965/66	16,543	40,578	134,175	42,506	53,933	28,092	39,650	33,004	8,624	5,217	4,681	4,498	411,502
1966/67	24,524	92,196	100,032	28,800	15,834	23,727	33,615	16,109	9,575	6,798	6,480	4,249	361,939
1967/68	5,248	47,864	52,966	67,615	41,874	26,593	26,470	39,224	13,568	7,149	9,303	9,167	347,042
1968/69	6,101	14,525	52,118	31,635	30,709	72,846	53,189	29,966	24,728	10,707	6,091	9,820	342,436
1969/70	5,715	4,915	88,013	64,984	40,216	34,409	16,342	25,570	8,913	6,952	6,592	5,938	308,558
1970/71	3,956	9,838	7,623	28,421	53,846	39,017	56,886	40,230	22,455	11,680	6,022	7,508	287,482
1971/72	5,744	15,127	28,457	52,084	80,603	31,320	39,582	27,956	12,547	7,856	6,855	12,102	320,233
1972/73	7,243	15,393	41,171	53,518	47,930	24,812	21,021	16,670	15,013	6,161	4,890	4,497	258,320
1973/74	3,191	4,622	24,022	22,323	42,703	53,395	24,833	14,754	6,513	5,567	4,828	7,332	214,082
1974/75	43,541	83,244	20,964	28,848	25,347	44,525	55,802	29,283	14,344	5,804	5,185	6,889	363,777
1975/76	5,693	29,086	25,455	10,172	50,630	25,159	32,481	12,028	5,530	6,046	5,072	5,648	212,999
1976/77	30,892	54,098	50,507	40,648	41,159	13,617	22,453	35,636	34,217	12,361	11,048	6,137	352,773
1977/78	11,557	20,974	31,072	36,991	118,621	70,258	51,144	46,385	10,767	6,475	4,636	4,250	413,129
1978/79	4,998	3,124	16,165	101,147	80,484	35,459	71,186	32,440	25,278	7,310	5,451	7,777	390,819
1979/80	17,674	40,355	24,472	40,282	22,845	64,870	17,100	39,420	15,137	6,742	5,360	3,332	297,590
1980/81	40,916	26,015	90,858	94,479	30,837	37,485	33,998	38,041	8,815	6,433	5,135	4,857	417,870
1981/82	11,599	7,990	107,593	52,463	50,938	70,978	13,890	16,666	9,317	5,380	4,606	6,649	358,069
1982/83	30,704	41,796	98,126	24,937	38,360	49,160	78,891	21,025	8,327	5,724	4,164	5,277	406,489
1983/84	3,250	5,184	23,106	55,763	56,341	26,881	37,938	51,599	24,926	6,221	4,814	4,390	300,412
1984/85	19,931	69,369	25,792	36,174	34,789	31,941	30,074	33,213	9,918	5,269	2,502	1,901	300,876
1985/86	1,989	3,620	7,054	39,710	50,380	43,886	56,851	25,679	7,145	4,783	3,353	2,734	247,183
1986/87	3,173	13,487	32,835	27,177	49,169	19,530	65,012	8,170	6,475	5,386	3,354	1,961	235,729
1987/88	11,517	14,164	19,355	68,792	64,787	39,952	61,940	19,802	33,136	14,816	5,409	4,482	358,154
1988/89	4,480	2,466	7,250	6,255	9,149	21,047	55,092	17,061	5,835	4,303	3,373	2,102	138,410
1989/90	2,660	10,283	5,604	7,531	21,789	7,216	52,857	16,272	8,855	4,802	3,484	3,136	144,489
1990/91	7,670	12,906	43,110	30,718	12,824	25,272	44,354	57,500	7,918	5,479	4,816	4,104	256,671
1991/92	14,073	50,360	16,321	8,477	9,824	15,571	73,255	14,273	17,066	12,831	5,998	7,767	245,818
1992/93	48,084	25,381	71,292	10,485	5,592	11,159	19,430	24,270	9,005	6,145	2,444	11,823	245,111
1993/94	30,395	14,066	63,681	80,621	46,898	19,519	61,759	20,205	7,346	4,686	2,314	2,462	353,952
1994/95	8,033	25,016	28,181	66,496	24,279	50,240	12,667	13,352	6,486	3,106	1,631	2,127	241,613
1995/96	3,247	5,729	31,369	30,088	46,722	24,770	13,918	11,757	5,063	3,669	4,537	5,401	186,271
1996/97	8,663	42,270	98,749	66,593	16,375	7,304	5,493	14,084	17,244	15,194	11,604	5,498	309,071
1997/98	4,544	17,665	65,794	34,505	11,076	19,290	35,907	13,584	7,994	4,773	2,676	6,875	224,682
1998/99	15,186	22,907	26,707	35,121	38,863	28,014	27,286	28,863	6,686	4,904	4,077	11,186	249,798
1999/00	12,904	28,014	30,295	13,992	20,943	12,113	55,683	20,639	14,377	7,887	6,187	2,595	225,628
2000/01	35,501	63,179	35,916	59,701	27,689	55,015	26,276	22,854	5,816	4,113	2,738	2,162	340,960
2001/02	4,301	8,008	4,994	7,614	23,596	27,819	20,531	10,932	11,529	3,590	2,582	4,889	130,383
2002/03	4,764	31,967	77,089	46,141	79,709	46,896	9,911	9,966	4,255	2,234	4,071	7,384	324,387
2003/04	25,822	30,879	50,862	58,653	49,819	48,763	41,262	21,553	10,795	5,445	4,966	4,100	352,919
2004/05	9,811	11,212	32,878	23,565	15,005	26,953	43,461	19,845	8,819	4,399	3,655	3,039	202,642
2005/06	8,676	31,148	32,468	36,503	26,571	61,813	26,305	15,216	10,159	5,643	4,281	8,983	267,766

906. Embalse de Salazar (Embalse de Aspuz)

1940/2005
(hm³)

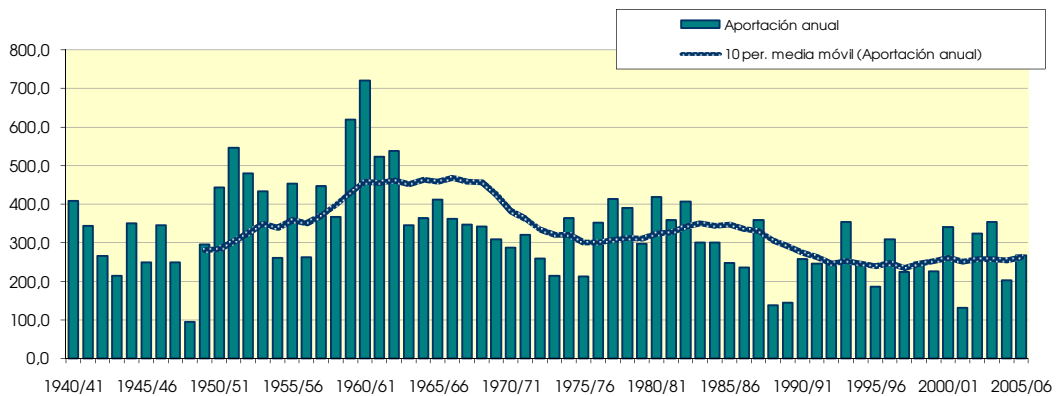
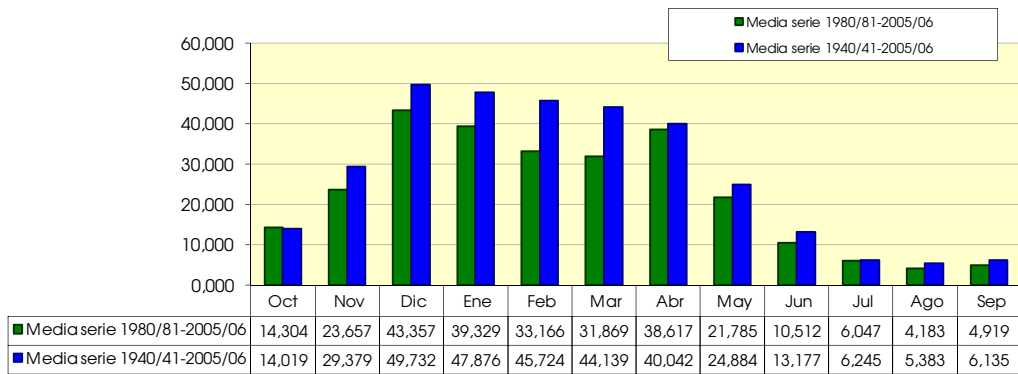
Serie completa

	Oct	Nov	Dic	Ene	Feb	Mar	Abr	May	Jun	Jul	Ago	Sep	Total
Máximo	90,303	115,904	241,035	144,255	159,271	205,535	110,859	75,618	94,990	15,194	31,122	22,746	719,865
Mínimo	1,989	2,466	4,994	6,255	5,592	7,216	4,092	3,729	2,647	1,933	1,396	1,385	94,161
Media	14,019	29,379	49,732	47,876	45,724	44,139	40,042	24,884	13,177	6,245	5,383	6,135	326,737
Percentil 1%	2,425	2,894	5,390	6,998	6,976	7,273	5,002	3,963	3,676	2,129	1,548	1,721	117,705
Percentil 5%	3,205	4,695	7,103	7,731	10,137	8,943	10,094	8,302	4,979	3,183	2,346	1,996	154,934
Percentil 10%	3,462	5,885	13,007	10,329	13,589	12,962	13,904	10,208	5,363	3,891	2,629	2,204	213,541
Percentil 25%	5,029	10,360	24,135	27,331	22,053	23,345	20,653	13,709	6,529	4,915	4,073	4,140	248,624
Percentil 50%	8,407	18,829	37,386	43,611	41,517	34,628	35,399	20,272	8,959	5,745	4,874	5,359	322,310
Desviación típica	14,679	27,091	40,085	29,962	30,833	33,176	23,775	15,183	12,984	2,602	3,776	3,636	113,773
Coef. variación	1,047	0,922	0,806	0,626	0,674	0,752	0,594	0,610	0,985	0,417	0,701	0,593	0,348

1980/2005
(hm³)

Serie para asignación y reserva

	Oct	Nov	Dic	Ene	Feb	Mar	Abr	May	Jun	Jul	Ago	Sep	Total
Máximo	48,084	69,369	107,593	94,479	79,709	70,978	78,891	57,500	33,136	15,194	11,604	11,823	417,870
Mínimo	1,989	2,466	4,994	6,255	5,592	7,216	5,493	8,170	4,255	2,234	1,631	1,901	130,383
Media	14,304	23,657	43,357	39,329	33,166	31,869	38,617	21,785	10,512	6,047	4,183	4,919	271,744
Percentil 1%	2,156	2,754	5,147	6,574	6,482	7,238	6,597	8,619	4,457	2,452	1,801	1,916	132,390
Percentil 5%	2,788	4,011	5,966	7,551	9,318	8,268	10,600	10,207	5,251	3,227	2,346	1,996	139,930
Percentil 10%	3,210	5,457	7,152	8,045	10,450	11,636	13,278	11,344	5,825	3,630	2,473	2,114	165,380
Percentil 25%	4,496	10,515	23,777	23,908	17,517	19,522	21,967	14,131	6,801	4,471	2,892	2,629	228,153
Percentil 50%	9,243	20,286	32,651	35,648	29,263	27,386	36,922	19,824	8,817	5,324	4,074	4,436	253,235
Desviación típica	12,983	17,913	31,050	24,275	19,191	17,206	20,789	11,939	6,436	3,255	1,920	2,765	78,407
Coef. variación	0,908	0,757	0,716	0,617	0,579	0,540	0,538	0,548	0,612	0,538	0,459	0,562	0,289



907. Embalse de Irabia

(hm ²)	Oct	Nov	Dic	Ene	Feb	Mar	Abr	May	Jun	Jul	Ago	Sep	Total
1940/41	2,118	3,841	6,286	4,639	19,109	10,734	7,873	13,127	9,358	1,695	2,578	2,168	83,524
1941/42	1,897	4,649	4,097	6,675	7,201	15,838	12,728	6,074	1,475	1,457	1,069	2,587	65,748
1942/43	2,786	2,673	2,403	12,450	8,892	5,414	4,790	8,119	1,327	1,009	0,922	2,671	53,457
1943/44	5,600	9,805	4,008	1,593	1,936	7,409	6,387	3,251	1,522	1,301	1,128	1,587	45,527
1944/45	5,177	8,457	11,402	4,331	20,237	8,746	3,043	2,536	1,632	1,270	1,798	1,072	69,699
1945/46	1,165	1,463	8,291	1,897	2,844	4,691	8,382	17,872	3,221	1,245	1,129	1,044	53,244
1946/47	0,950	1,673	4,127	6,492	9,094	18,320	6,087	5,664	1,151	0,997	1,179	1,386	57,121
1947/48	1,574	2,705	4,868	14,502	4,370	2,530	4,914	9,509	1,788	1,158	1,096	2,042	51,056
1948/49	1,191	1,354	1,146	2,411	1,606	3,736	1,807	3,312	1,258	0,768	0,630	2,314	21,534
1949/50	2,287	12,523	7,051	2,358	8,555	7,093	11,391	4,359	1,725	1,022	0,862	0,491	59,716
1950/51	0,845	3,077	4,926	13,202	7,222	25,211	11,427	11,916	5,679	1,517	1,550	1,203	87,775
1951/52	1,232	4,382	4,787	8,790	14,997	29,650	21,127	9,538	2,303	1,302	0,973	0,882	99,963
1952/53	2,517	18,803	15,150	9,565	6,780	11,658	6,196	2,898	10,468	2,322	0,900	1,326	88,582
1953/54	4,012	3,313	2,615	3,616	10,115	24,355	4,463	23,857	1,613	1,751	2,732	0,826	83,268
1954/55	1,036	2,110	9,981	21,265	8,006	2,631	1,205	1,070	1,023	0,465	0,282	0,606	49,678
1955/56	2,915	1,753	5,990	13,619	6,091	19,123	15,264	14,465	7,498	1,446	1,224	1,670	91,056
1956/57	1,975	3,345	2,164	5,490	8,379	2,751	6,040	5,707	20,649	1,354	0,988	1,167	60,009
1957/58	1,246	1,577	3,203	5,836	6,270	34,310	26,080	5,230	2,856	1,823	1,243	1,355	91,028
1958/59	1,308	3,870	15,626	10,921	3,042	15,185	15,063	10,273	3,205	1,373	1,206	2,377	83,451
1959/60	7,857	18,483	38,430	10,950	9,024	16,614	6,579	2,726	1,398	1,500	1,678	1,850	117,087
1960/61	16,858	20,845	10,797	13,378	38,002	8,027	15,946	7,375	4,347	1,677	1,951	1,684	140,887
1961/62	9,077	20,552	8,271	10,428	9,301	18,426	30,312	3,652	3,546	1,416	1,113	1,418	117,512
1962/63	1,734	8,987	14,304	10,041	5,063	21,948	25,504	5,268	4,070	2,382	8,443	4,312	112,055
1963/64	2,252	7,929	5,698	1,486	8,203	15,917	29,021	1,349	0,699	0,430	0,372	0,308	73,666
1964/65	4,143	3,028	6,674	9,059	3,459	16,035	14,240	5,849	2,678	1,654	1,487	6,302	74,606
1965/66	3,438	6,643	14,455	4,867	11,058	8,216	11,864	10,514	2,258	1,189	1,018	0,981	76,500
1966/67	6,814	14,279	20,308	4,728	3,334	8,854	11,066	5,898	3,014	1,599	1,558	1,184	82,636
1967/68	1,700	10,911	7,845	18,815	8,276	6,587	7,352	11,212	3,498	1,657	2,116	2,138	82,107
1968/69	1,415	3,577	9,516	4,813	4,246	13,077	12,864	8,169	5,934	2,254	1,294	2,519	69,679
1969/70	1,181	1,194	13,192	10,890	7,568	8,524	7,777	9,711	2,912	1,661	1,696	1,283	67,590
1970/71	1,000	1,860	1,487	2,653	8,615	4,905	12,072	8,237	4,817	2,085	1,230	1,520	50,481
1971/72	1,194	2,642	5,546	4,741	10,601	8,027	9,256	6,829	3,503	1,872	1,616	2,576	58,404
1972/73	1,387	2,330	4,927	6,562	5,965	7,156	6,329	3,806	4,173	1,447	1,058	1,058	46,197
1973/74	0,679	0,952	4,146	3,262	4,772	9,534	6,061	4,327	1,444	1,248	1,104	1,782	39,312
1974/75	9,501	14,554	4,864	4,372	4,722	6,218	12,039	5,655	3,287	1,256	1,134	1,290	68,893
1975/76	1,200	5,125	4,160	1,734	7,368	5,629	6,360	2,688	1,255	1,414	1,056	1,251	39,240
1976/77	5,554	7,299	6,059	4,264	6,453	3,327	5,882	7,234	6,695	2,902	2,458	1,290	59,416
1977/78	1,944	4,464	4,336	3,237	20,538	13,526	8,812	13,412	2,561	1,480	1,024	1,002	76,336
1978/79	1,167	0,712	2,356	8,949	8,098	5,228	14,122	7,344	7,024	1,816	1,284	1,863	59,962
1979/80	3,064	7,648	3,653	5,416	4,202	7,824	4,059	7,854	3,734	1,633	1,192	0,712	50,993
1980/81	6,219	4,113	10,304	16,582	4,830	9,003	7,988	8,368	2,024	1,517	1,119	1,058	73,126
1981/82	2,773	1,790	11,583	10,233	7,273	13,304	3,736	4,381	2,171	1,180	1,017	1,350	60,790
1982/83	6,354	7,385	11,937	4,799	4,934	10,348	14,710	4,897	2,014	1,312	0,825	1,105	70,621
1983/84	0,723	0,891	3,420	5,086	7,201	3,762	12,115	9,385	6,611	1,460	1,172	1,284	53,111
1984/85	3,658	10,263	4,723	6,445	5,638	3,829	6,381	6,856	2,253	1,165	0,544	0,407	52,162
1985/86	0,428	0,686	1,070	3,695	4,627	10,361	8,823	7,912	2,032	1,221	0,796	0,602	42,253
1986/87	0,675	2,554	5,444	3,790	5,888	4,345	13,375	2,050	1,609	1,109	0,694	0,413	41,947
1987/88	1,535	2,620	3,361	7,686	7,868	6,710	10,766	4,454	4,917	2,916	1,132	0,955	54,921
1988/89	0,881	0,510	1,326	1,266	1,278	5,504	7,622	3,855	1,310	0,944	0,744	0,430	25,671
1989/90	0,533	1,527	0,839	1,163	3,969	1,811	8,289	3,517	2,008	0,994	0,726	0,680	26,056
1990/91	1,094	2,116	3,412	5,080	1,980	6,634	8,124	14,101	1,922	1,280	1,089	0,688	47,520
1991/92	2,238	8,304	3,123	1,719	2,127	2,714	14,939	3,303	4,026	2,821	1,080	1,517	47,912
1992/93	7,695	5,203	9,140	2,246	1,136	2,935	4,085	4,449	2,041	1,312	0,523	2,906	43,671
1993/94	4,816	2,502	7,991	8,173	7,509	6,179	12,576	4,698	1,723	1,025	0,502	0,513	58,208
1994/95	1,190	3,672	3,969	8,331	4,433	9,232	3,210	3,432	1,473	0,681	0,350	0,491	40,463
1995/96	0,691	0,979	2,876	4,127	3,487	5,542	3,692	2,717	1,114	0,875	0,939	1,112	28,149
1996/97	1,948	8,247	10,822	7,779	4,289	1,946	1,378	2,802	3,079	2,852	2,055	1,104	48,303
1997/98	0,961	2,627	7,401	5,982	2,453	4,942	5,758	3,071	1,859	1,025	0,561	1,521	38,161
1998/99	3,809	4,773	4,675	5,589	6,212	6,804	6,041	6,819	1,515	1,057	0,865	1,958	50,117
1999/00	2,263	4,969	4,630	2,866	6,279	3,038	8,406	4,081	3,027	1,768	1,354	0,556	43,238
2000/01	5,844	9,181	5,417	7,497	5,188	8,791	5,255	5,212	1,230	0,879	0,564	0,444	55,504
2001/02	0,881	1,796	1,008	1,954	4,674	7,671	5,180	2,893	2,964	0,782	0,573	1,063	31,440
2002/03	1,197	7,690	13,430	3,629	7,889	18,189	3,531	3,130	1,022	0,474	0,904	1,745	62,830
2003/04	5,790	5,945	7,704	9,609	7,480	9,851	11,894	7,613	2,811	1,289	1,199	0,986	72,170
2004/05	2,594	2,710	6,039	3,659	2,811	8,230	13,201	5,784	2,177	0,958	0,855	0,842	49,859
2005/06	2,325	7,542	3,625	4,570	4,324	17,903	9,401	4,401	2,769	1,216	0,944	2,406	61,427

907. Embalse de Irabia

1940/2005
(hm³)

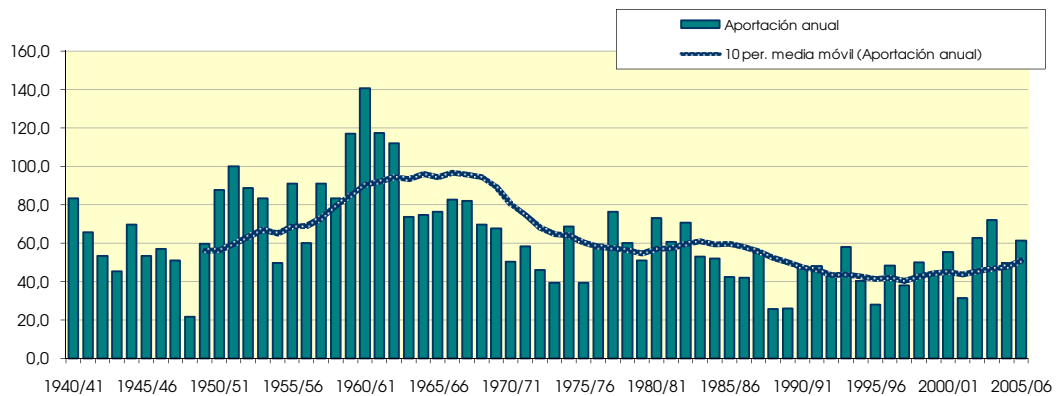
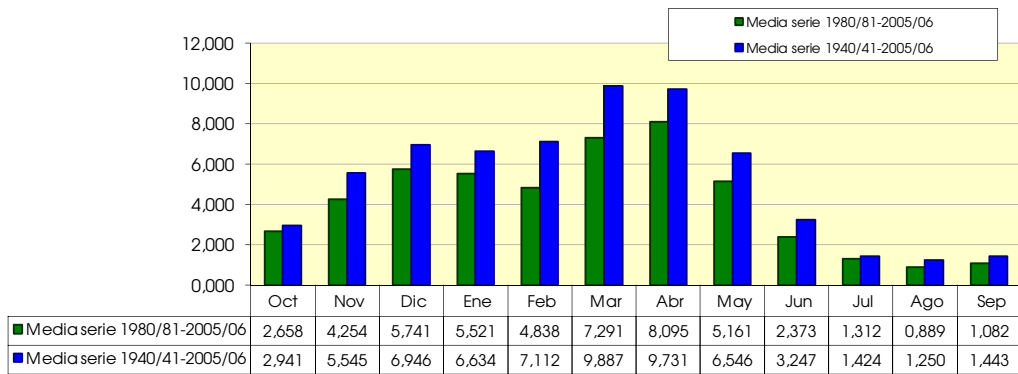
Serie completa

	Oct	Nov	Dic	Ene	Feb	Mar	Abr	May	Jun	Jul	Ago	Sep	Total
Máximo	16,858	20,845	38,430	21,265	38,002	34,310	30,312	23,857	20,649	2,916	8,443	6,302	140,887
Mínimo	0,428	0,510	0,839	1,163	1,136	1,811	1,205	1,070	0,699	0,430	0,282	0,308	21,534
Media	2,941	5,545	6,946	6,634	7,112	9,887	9,731	6,546	3,247	1,424	1,250	1,443	62,706
Percentil 1%	0,496	0,624	0,949	1,230	1,228	1,899	1,317	1,252	0,909	0,453	0,326	0,372	24,223
Percentil 5%	0,682	0,906	1,191	1,624	1,947	2,652	3,085	2,574	1,123	0,703	0,507	0,433	28,972
Percentil 10%	0,863	1,274	2,260	1,926	2,632	2,986	3,714	2,764	1,256	0,877	0,562	0,502	39,276
Percentil 25%	1,183	2,111	3,632	3,636	4,298	5,274	5,921	3,551	1,610	1,070	0,863	0,900	48,009
Percentil 50%	1,946	3,756	5,172	5,251	6,241	8,027	8,207	5,660	2,280	1,312	1,092	1,267	58,910
Desviación típica	2,822	4,944	5,728	4,373	5,516	6,875	6,182	4,108	2,952	0,547	1,029	0,957	23,217
Coef. variación	0,959	0,892	0,825	0,659	0,776	0,695	0,635	0,628	0,909	0,384	0,823	0,663	0,370

1980/2005
(hm³)

Serie para asignación y reserva

	Oct	Nov	Dic	Ene	Feb	Mar	Abr	May	Jun	Jul	Ago	Sep	Total
Máximo	7,695	10,263	13,430	16,582	7,889	18,189	14,939	14,101	6,611	2,916	2,055	2,906	73,126
Mínimo	0,428	0,510	0,839	1,163	1,136	1,811	1,378	2,050	1,022	0,474	0,350	0,407	25,671
Media	2,658	4,254	5,741	5,521	4,838	7,291	8,095	5,161	2,373	1,312	0,889	1,082	49,216
Percentil 1%	0,454	0,554	0,881	1,189	1,171	1,845	1,836	2,217	1,045	0,526	0,388	0,408	25,767
Percentil 5%	0,569	0,737	1,024	1,379	1,454	2,138	3,291	2,738	1,143	0,706	0,507	0,418	26,579
Percentil 10%	0,683	0,935	1,198	1,837	2,054	2,824	3,611	2,848	1,270	0,828	0,533	0,437	29,795
Percentil 25%	0,901	1,876	3,374	3,636	3,607	3,958	5,199	3,335	1,638	0,967	0,603	0,568	42,023
Percentil 50%	2,093	3,191	4,699	4,940	4,752	6,672	8,056	4,425	2,028	1,173	0,860	1,022	49,081
Desviación típica	2,171	2,944	3,645	3,407	2,050	4,320	3,891	2,661	1,239	0,631	0,350	0,636	13,305
Coef. variación	0,817	0,692	0,635	0,617	0,424	0,592	0,481	0,516	0,522	0,481	0,394	0,587	0,270



908. Embalse de Itoiz

(hm ²)	Oct	Nov	Dic	Ene	Feb	Mar	Abr	May	Jun	Jul	Ago	Sep	Total
1940/41	12,980	28,545	67,160	60,137	150,126	56,224	40,940	58,324	41,573	8,755	13,892	11,719	550,374
1941/42	11,041	30,120	32,234	69,387	63,202	73,502	57,212	27,601	7,587	7,411	6,619	12,926	398,840
1942/43	15,728	16,026	16,703	81,078	56,427	26,020	20,681	37,603	7,239	5,657	5,627	10,522	299,312
1943/44	25,408	71,067	32,524	10,771	15,090	43,225	27,011	13,966	7,331	6,549	6,323	6,654	265,919
1944/45	24,496	47,257	79,480	33,778	119,877	45,181	15,262	11,153	8,410	7,112	8,677	6,480	407,162
1945/46	6,535	7,637	63,280	13,838	16,804	25,656	37,748	82,754	17,337	7,572	6,701	6,142	292,003
1946/47	5,687	13,130	70,885	53,297	73,831	73,500	24,717	22,878	6,793	5,915	6,630	7,375	364,639
1947/48	8,137	14,611	34,187	96,049	24,859	11,291	22,015	43,019	9,787	7,029	6,736	11,298	289,018
1948/49	7,613	8,570	8,607	20,279	10,650	24,163	8,700	15,094	6,779	4,650	3,870	9,839	128,814
1949/50	13,888	72,929	52,571	18,349	58,613	40,480	72,277	19,103	9,176	6,080	5,186	3,043	371,696
1950/51	4,478	19,012	40,850	82,183	62,380	134,153	48,507	53,607	23,498	7,875	7,650	6,967	491,160
1951/52	7,316	26,041	36,650	76,283	134,010	132,156	102,727	46,005	12,020	7,355	6,067	5,277	591,906
1952/53	12,278	127,493	97,841	65,327	54,512	61,777	27,956	13,322	49,137	13,921	5,589	5,878	535,031
1953/54	20,761	21,662	14,544	31,581	135,186	117,078	20,202	95,799	7,238	9,408	14,345	4,406	492,211
1954/55	4,854	10,366	78,991	148,428	53,326	17,736	5,588	5,095	5,208	2,815	1,761	2,794	336,963
1955/56	13,318	10,925	47,614	89,680	38,759	107,765	82,506	58,994	32,091	8,040	6,879	8,426	504,998
1956/57	9,576	21,000	14,410	35,273	43,938	12,515	29,302	28,188	101,343	7,962	6,184	6,648	316,338
1957/58	6,923	10,438	19,353	54,885	24,704	152,562	136,595	18,485	11,687	9,108	6,836	6,886	458,463
1958/59	7,321	26,069	104,483	85,032	18,448	82,590	74,616	51,568	16,044	8,305	7,271	11,275	493,022
1959/60	48,267	107,464	255,952	88,493	64,405	79,683	27,846	11,107	6,905	7,783	9,215	8,919	716,038
1960/61	101,031	125,994	96,554	152,307	198,405	36,090	84,815	33,265	24,107	10,048	11,196	8,109	881,922
1961/62	56,897	129,573	50,210	68,904	85,042	111,978	140,652	15,072	17,752	7,744	6,876	7,381	698,081
1962/63	9,529	61,537	140,203	98,391	47,196	136,705	128,582	22,441	17,487	12,512	49,900	23,745	748,228
1963/64	11,546	45,875	45,811	9,616	62,605	104,543	131,843	5,641	3,468	2,476	2,281	1,739	427,444
1964/65	23,707	15,444	65,547	88,447	25,985	100,848	71,729	22,475	11,579	8,665	8,382	28,000	470,808
1965/66	19,828	47,143	141,962	47,479	66,475	45,536	50,008	45,703	11,441	7,044	6,267	6,148	495,035
1966/67	31,130	100,558	120,986	34,499	20,244	35,222	46,767	22,783	13,829	9,249	9,059	6,257	450,583
1967/68	8,591	56,907	66,449	112,605	53,300	41,059	31,987	49,152	17,868	9,757	13,465	11,438	472,577
1968/69	8,722	20,777	58,528	35,209	40,799	76,553	64,867	37,362	29,507	13,504	7,979	12,258	406,065
1969/70	7,435	6,734	112,575	67,779	60,312	54,622	33,021	38,550	12,475	9,537	9,283	8,009	420,333
1970/71	5,472	10,620	11,049	26,361	69,132	51,353	62,093	48,814	26,455	11,665	7,539	8,924	339,476
1971/72	7,189	19,480	40,113	51,002	90,481	42,877	58,765	44,613	17,604	10,450	8,697	15,575	406,847
1972/73	8,184	15,133	38,754	56,614	69,854	42,518	35,571	20,577	21,163	8,417	6,696	6,171	329,652
1973/74	4,245	5,174	29,288	22,193	47,208	65,403	32,959	21,560	7,442	7,641	6,269	9,441	258,824
1974/75	68,139	102,293	31,980	35,626	31,599	51,614	68,498	32,598	18,617	7,661	6,827	6,299	461,751
1975/76	7,259	37,351	31,943	12,607	74,999	38,921	40,695	14,786	7,312	8,073	6,560	7,601	288,108
1976/77	37,027	53,306	41,422	34,768	42,434	18,671	28,812	43,860	35,519	15,368	14,154	8,137	373,479
1977/78	10,621	34,907	28,792	38,833	151,604	102,519	60,412	74,722	13,958	8,587	6,229	5,987	537,172
1978/79	6,951	4,719	14,840	92,509	79,597	40,114	96,529	37,238	34,412	9,356	7,584	10,489	434,338
1979/80	19,310	55,337	27,036	44,011	27,351	71,041	24,270	49,935	20,840	9,313	7,272	4,461	360,178
1980/81	45,253	31,033	104,856	142,353	42,070	57,126	46,009	48,613	11,786	9,300	7,030	5,164	550,592
1981/82	18,607	12,197	100,834	66,624	63,557	100,202	19,066	20,762	12,342	6,809	5,982	7,221	434,204
1982/83	40,852	52,151	108,981	32,889	51,356	66,388	89,940	26,788	11,187	7,622	6,013	6,950	501,117
1983/84	4,492	6,131	27,033	62,415	79,365	29,349	58,900	63,469	34,195	8,362	6,749	7,385	387,845
1984/85	24,012	73,543	38,440	49,261	36,145	35,376	33,945	47,234	12,852	7,048	3,365	2,568	363,788
1985/86	2,713	5,216	7,418	52,633	43,005	54,870	63,725	33,030	9,723	6,470	4,514	3,561	286,878
1986/87	4,078	16,455	49,013	37,489	61,232	27,463	67,858	10,461	9,471	6,356	4,355	2,606	296,837
1987/88	10,199	20,818	27,374	67,803	66,980	50,721	67,457	25,485	30,827	17,996	7,087	6,016	398,765
1988/89	5,485	3,201	10,761	8,510	10,258	28,232	67,335	20,329	7,713	5,725	4,942	2,688	175,180
1989/90	3,287	11,324	6,598	8,961	24,066	10,212	70,413	21,055	12,546	6,221	4,541	4,455	183,679
1990/91	7,695	15,502	37,723	39,717	15,021	36,772	52,027	90,993	10,731	7,468	6,616	4,138	324,402
1991/92	14,677	61,526	24,064	11,181	12,217	20,828	92,848	17,117	26,431	17,273	7,208	9,929	315,299
1992/93	65,767	38,007	80,034	13,678	7,181	15,208	25,968	24,211	12,005	8,214	3,205	22,003	315,482
1993/94	39,553	16,379	79,548	72,554	56,108	29,103	96,399	25,545	10,012	6,379	3,155	3,058	437,792
1994/95	8,291	22,734	33,950	81,077	29,962	65,948	17,033	19,170	8,798	4,240	2,202	3,175	296,580
1995/96	4,435	5,817	23,682	26,837	43,395	36,843	21,449	14,721	6,496	5,409	5,958	7,028	202,068
1996/97	13,455	68,501	89,129	74,967	21,195	10,371	7,759	17,237	19,745	16,221	16,213	6,948	361,741
1997/98	6,213	19,311	68,944	38,681	13,788	30,556	40,348	16,898	11,793	6,346	3,532	9,633	266,043
1998/99	31,036	39,044	36,998	45,247	58,336	46,369	37,390	41,816	8,956	6,158	5,341	12,867	369,557
1999/00	15,172	43,406	38,683	17,710	38,194	20,085	60,603	22,900	18,284	10,672	8,479	3,469	297,658
2000/01	48,178	72,907	37,877	61,951	32,199	56,157	33,487	29,051	7,488	5,463	3,658	2,771	391,185
2001/02	4,668	10,859	6,397	9,966	34,820	35,685	25,742	14,754	16,287	4,751	3,447	6,120	173,495
2002/03	6,487	47,077	104,021	40,368	88,809	73,601	15,353	15,153	5,694	2,967	5,349	7,795	412,674
2003/04	29,416	30,598	58,485	83,278	62,910	61,455	61,449	31,770	14,601	7,270	6,411	5,419	453,063
2004/05	13,323	17,963	48,035	29,135	20,667	47,364	72,115	25,789	12,406	6,004	5,158	5,279	303,238
2005/06	15,728	55,067	30,492	43,155	29,165	92,803	42,185	20,235	14,417	6,850	5,731	12,843	368,671

908. Embalse de Itoiz

1940/2005
(hm³)

Serie completa

	Oct	Nov	Dic	Ene	Feb	Mar	Abr	May	Jun	Jul	Ago	Sep	Total
Máximo	101,031	129,573	255,952	152,307	198,405	152,562	140,652	95,799	101,343	17,996	49,900	28,000	881,922
Mínimo	2,713	3,201	6,397	8,510	7,181	10,212	5,588	5,095	3,468	2,476	1,761	1,739	128,814
Media	18,219	36,909	55,178	53,975	54,633	56,432	52,456	32,415	16,770	8,181	7,437	7,890	400,495

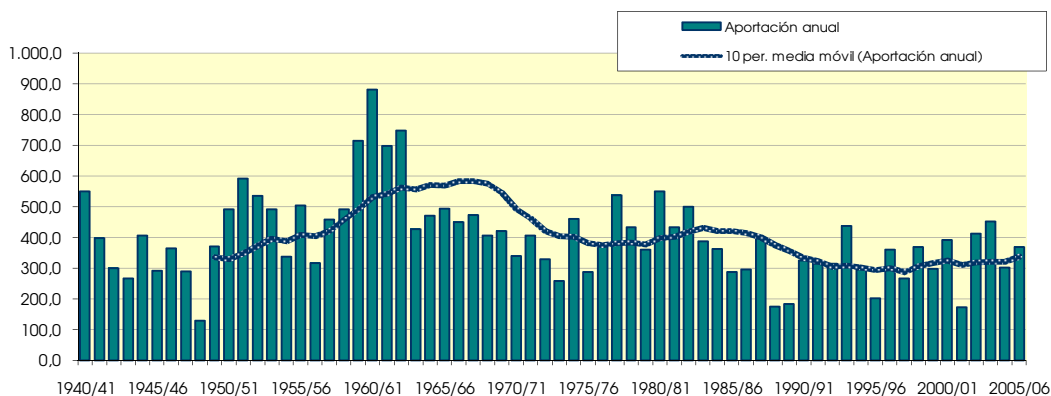
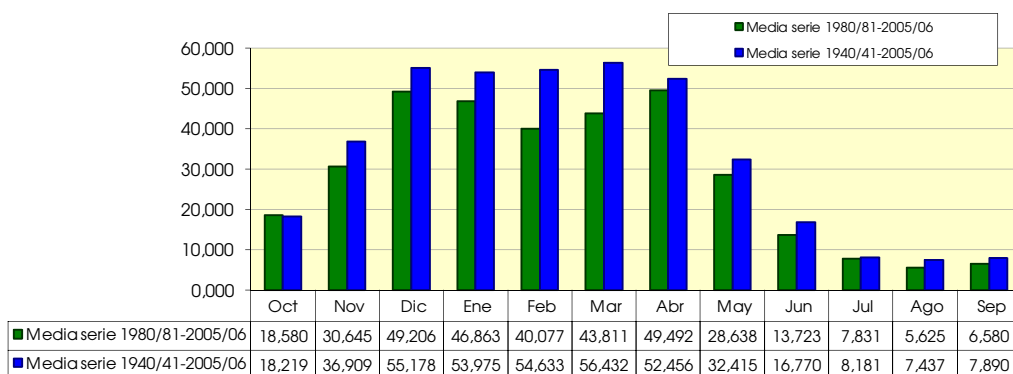
Percentil 1%	3,086	4,188	6,527	8,803	9,181	10,315	6,999	5,450	4,599	2,697	2,048	2,278	157,857
Percentil 5%	4,293	5,366	9,146	10,167	12,610	13,188	15,285	11,118	6,567	4,342	3,167	2,709	188,276
Percentil 10%	4,580	7,186	14,477	13,143	15,947	19,378	19,634	14,343	7,072	5,436	3,489	3,050	265,981
Percentil 25%	7,011	13,500	28,916	31,908	27,804	31,722	27,873	18,640	8,838	6,362	5,343	5,277	306,253
Percentil 50%	10,831	24,387	40,481	48,370	49,282	46,866	46,388	25,667	12,374	7,651	6,617	6,949	389,515
Desviación típica	18,556	32,202	42,248	33,632	37,355	34,267	31,930	19,786	14,176	3,092	6,027	4,779	136,549
Coef. variación	1,018	0,872	0,766	0,623	0,684	0,607	0,609	0,610	0,845	0,378	0,810	0,606	0,341

1980/2005
(hm³)

Serie para asignación y reserva

	Oct	Nov	Dic	Ene	Feb	Mar	Abr	May	Jun	Jul	Ago	Sep	Total
Máximo	65,767	73,543	108,981	142,353	88,809	100,202	96,399	90,993	34,195	17,996	16,213	22,003	550,592
Mínimo	2,713	3,201	6,397	8,510	7,181	10,212	7,759	10,461	5,694	2,967	2,202	2,568	173,495
Media	18,580	30,645	49,206	46,863	40,077	43,811	49,492	28,638	13,723	7,831	5,625	6,580	341,071

Percentil 1%	2,856	3,705	6,447	8,623	7,950	10,252	9,657	11,526	5,895	3,285	2,441	2,578	173,916
Percentil 5%	3,484	5,366	6,803	9,212	10,747	11,580	15,773	14,729	6,744	4,368	3,167	2,627	177,305
Percentil 10%	4,256	5,974	9,090	10,574	13,003	17,646	18,050	14,953	7,600	5,080	3,285	2,729	192,874
Percentil 25%	5,667	13,023	27,118	27,411	21,912	28,450	27,848	17,721	9,534	6,042	3,832	3,492	296,644
Percentil 50%	13,389	21,776	38,158	41,762	37,170	36,808	49,018	23,556	11,899	6,639	5,345	5,718	343,071
Desviación típica	16,964	22,302	32,635	30,378	22,172	23,495	25,133	17,642	7,088	3,772	2,659	4,292	96,512
Coef. variación	0,913	0,728	0,663	0,648	0,553	0,536	0,508	0,616	0,517	0,482	0,473	0,652	0,283



909. Embalse de Arizarte

(hm ²)	Oct	Nov	Dic	Ene	Feb	Mar	Abr	May	Jun	Jul	Ago	Sep	Total
1940/41	0.535	1.648	4.650	4.737	8.268	2.268	1.900	2.266	1.649	0.395	0.582	0.556	29.454
1941/42	0.463	1.595	1.782	3.684	3.847	2.466	2.446	1.035	0.338	0.302	0.318	0.557	18.832
1942/43	0.619	0.682	0.807	4.185	2.492	0.953	0.797	1.595	0.334	0.264	0.270	0.285	13.285
1943/44	0.851	4.238	2.380	0.531	0.630	1.742	1.155	0.533	0.311	0.288	0.283	0.222	13.163
1944/45	0.789	2.155	3.082	1.349	5.098	1.955	0.830	0.427	0.384	0.330	0.249	0.308	16.956
1945/46	0.261	0.257	4.427	0.745	0.645	0.940	1.515	3.268	0.785	0.364	0.316	0.294	13.818
1946/47	0.242	0.737	7.885	2.665	3.346	2.682	0.939	0.761	0.325	0.282	0.273	0.310	20.445
1947/48	0.263	0.543	1.847	4.740	1.069	0.432	0.788	1.554	0.446	0.336	0.326	0.468	12.813
1948/49	0.323	0.365	0.343	1.137	0.442	1.049	0.435	0.607	0.308	0.226	0.188	0.336	5.758
1949/50	0.581	3.587	3.203	1.068	3.012	1.788	3.769	0.814	0.429	0.294	0.249	0.148	18.943
1950/51	0.190	0.960	1.987	3.669	2.840	5.496	1.956	2.283	0.933	0.363	0.322	0.329	21.329
1951/52	0.320	1.263	2.349	3.774	5.918	4.503	4.668	1.834	0.543	0.326	0.292	0.252	26.043
1952/53	0.458	8.133	5.038	3.071	2.881	2.339	1.340	0.543	1.951	0.667	0.272	0.216	26.907
1953/54	0.654	0.997	0.632	1.145	8.245	3.443	0.767	3.208	0.276	0.408	0.502	0.194	20.471
1954/55	0.151	0.349	5.497	8.441	2.091	0.852	0.242	0.217	0.233	0.136	0.086	0.098	18.394
1955/56	0.363	0.448	3.141	4.025	1.898	3.629	3.855	2.070	1.209	0.369	0.313	0.347	21.668
1956/57	0.301	0.867	0.638	1.698	2.205	0.462	1.183	1.260	4.026	0.382	0.303	0.322	13.646
1957/58	0.311	0.844	1.130	3.576	0.641	4.926	10.354	0.606	0.463	0.404	0.320	0.295	23.870
1958/59	0.290	1.818	7.044	5.337	0.699	3.156	3.985	2.046	0.656	0.392	0.337	0.357	26.117
1959/60	2.161	5.485	20.365	5.492	2.450	3.004	1.134	0.378	0.311	0.332	0.384	0.361	41.856
1960/61	4.739	6.688	3.553	12.179	6.391	1.289	3.625	1.140	1.195	0.481	0.496	0.253	42.029
1961/62	3.465	5.567	2.280	4.107	5.534	4.889	9.254	0.642	0.800	0.357	0.336	0.312	37.543
1962/63	0.418	3.446	13.191	5.729	4.706	6.320	6.840	0.996	0.786	0.621	2.855	1.184	47.092
1963/64	0.528	2.650	2.453	0.482	2.890	5.489	4.875	0.229	0.155	0.118	0.110	0.079	20.059
1964/65	1.061	0.573	5.344	7.318	1.383	3.642	3.287	1.084	0.528	0.402	0.293	0.905	25.819
1965/66	0.922	1.809	6.553	1.689	2.472	1.729	1.556	1.688	0.438	0.304	0.305	0.272	19.737
1966/67	0.950	5.448	7.364	1.586	0.855	1.101	1.916	1.056	0.600	0.445	0.422	0.268	22.010
1967/68	0.272	2.641	3.978	6.752	1.950	2.037	1.226	2.009	0.804	0.445	0.546	0.432	23.093
1968/69	0.384	0.936	4.025	1.566	2.284	3.264	2.893	1.483	1.342	0.650	0.382	0.599	19.809
1969/70	0.326	0.276	9.070	3.080	3.624	3.027	1.266	1.344	0.486	0.448	0.421	0.392	23.759
1970/71	0.242	0.491	0.663	1.668	4.190	3.367	2.284	2.372	1.195	0.516	0.364	0.383	17.735
1971/72	0.346	1.293	2.890	3.863	4.755	1.813	3.750	2.477	0.851	0.497	0.399	0.657	23.591
1972/73	0.374	0.677	1.829	2.985	3.912	2.028	1.891	0.938	0.926	0.381	0.312	0.308	16.561
1973/74	0.201	0.260	2.763	0.942	2.769	2.959	1.887	0.964	0.326	0.391	0.299	0.503	14.266
1974/75	5.664	6.005	1.720	1.594	1.368	2.451	3.468	1.592	0.871	0.372	0.328	0.233	25.667
1975/76	0.337	2.075	1.749	0.637	4.096	2.091	1.871	0.670	0.343	0.356	0.302	0.269	14.798
1976/77	2.105	2.628	2.345	1.535	1.926	0.835	1.286	2.246	1.584	0.661	0.624	0.400	18.175
1977/78	0.384	2.523	1.277	2.250	9.819	6.483	3.273	3.966	0.681	0.410	0.303	0.312	31.681
1978/79	0.328	0.241	0.656	5.642	4.441	2.089	6.276	1.788	1.485	0.426	0.386	0.446	24.205
1979/80	0.687	3.441	1.795	3.127	1.874	4.088	1.153	2.924	0.936	0.445	0.355	0.218	21.043
1980/81	2.719	1.907	7.965	10.131	2.831	2.735	2.291	2.453	0.573	0.488	0.364	0.209	34.665
1981/82	1.641	0.754	6.081	3.705	3.767	6.448	0.801	0.855	0.568	0.308	0.277	0.254	25.459
1982/83	2.549	3.921	6.922	2.038	4.204	4.094	4.088	1.391	0.535	0.349	0.316	0.342	30.748
1983/84	0.217	0.252	1.706	3.939	6.132	1.698	2.323	3.141	1.542	0.396	0.317	0.418	22.081
1984/85	1.064	3.946	2.294	2.008	2.020	2.832	1.657	2.549	0.616	0.341	0.164	0.126	19.617
1985/86	0.131	0.203	0.296	4.070	2.747	2.935	4.365	1.244	0.415	0.294	0.214	0.168	17.081
1986/87	0.202	0.955	3.603	2.645	4.771	1.312	2.416	0.452	0.457	0.279	0.213	0.128	17.432
1987/88	0.261	1.232	1.199	2.887	4.101	2.853	2.740	1.099	1.218	0.830	0.347	0.296	19.064
1988/89	0.255	0.156	0.461	0.420	0.433	1.284	3.035	0.791	0.372	0.278	0.212	0.131	7.827
1989/90	0.154	0.283	0.255	0.383	1.013	0.521	3.378	0.936	0.532	0.301	0.222	0.197	8.175
1990/91	0.228	0.755	2.452	2.301	0.717	1.834	2.763	4.193	0.500	0.353	0.323	0.162	16.582
1991/92	0.510	3.007	1.106	0.552	0.593	0.985	4.093	0.871	1.205	0.817	0.266	0.436	14.439
1992/93	4.217	1.918	4.007	0.657	0.396	0.688	1.242	0.956	0.554	0.402	0.153	1.083	16.272
1993/94	1.499	0.858	3.997	3.877	3.220	1.182	4.523	1.042	0.472	0.312	0.155	0.140	21.277
1994/95	0.284	0.827	1.703	3.721	1.293	3.046	0.794	0.834	0.424	0.207	0.108	0.166	13.408
1995/96	0.210	0.174	0.801	1.139	2.408	2.064	1.275	0.747	0.310	0.274	0.261	0.335	9.997
1996/97	0.679	4.841	4.838	3.875	0.945	0.454	0.381	0.694	0.936	0.743	0.514	0.345	19.246
1997/98	0.319	1.222	3.913	2.349	0.624	1.455	2.115	0.854	0.543	0.314	0.174	0.432	14.312
1998/99	1.993	3.157	2.425	3.242	4.523	2.145	1.919	1.973	0.422	0.278	0.258	0.320	22.654
1999/00	0.531	3.020	2.947	0.937	2.345	0.981	2.795	1.005	0.929	0.535	0.429	0.172	16.627
2000/01	2.626	3.698	1.994	3.254	1.937	2.059	1.749	1.562	0.364	0.257	0.166	0.134	19.802
2001/02	0.157	0.482	0.321	0.693	2.023	1.581	1.263	0.774	0.751	0.228	0.170	0.290	8.735
2002/03	0.366	3.063	6.143	2.221	5.264	2.682	0.693	0.810	0.267	0.144	0.257	0.427	22.336
2003/04	1.314	1.630	3.975	5.751	3.170	2.697	2.872	1.375	0.671	0.346	0.293	0.264	24.359
2004/05	0.656	1.360	3.533	2.411	1.002	2.451	3.747	1.136	0.581	0.295	0.244	0.265	17.681
2005/06	0.701	3.619	1.471	3.368	1.850	4.613	1.916	0.920	0.694	0.325	0.279	0.513	20.269

909. Embalse de Arizarte

1940/2005
(hm³)

Serie completa

	Oct	Nov	Dic	Ene	Feb	Mar	Abr	May	Jun	Jul	Ago	Sep	Total
Máximo	5,664	8,133	20,365	12,179	9,819	6,483	10,354	4,193	4,026	0,830	2,855	1,184	47,092
Mínimo	0,131	0,156	0,255	0,383	0,396	0,432	0,242	0,217	0,155	0,118	0,086	0,079	5,758
Media	0,899	2,028	3,487	3,127	2,944	2,526	2,563	1,418	0,738	0,383	0,344	0,340	20,797

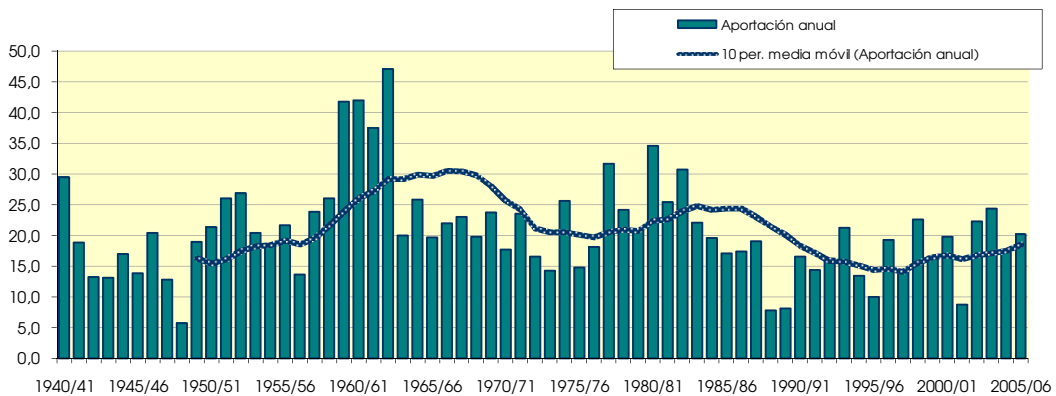
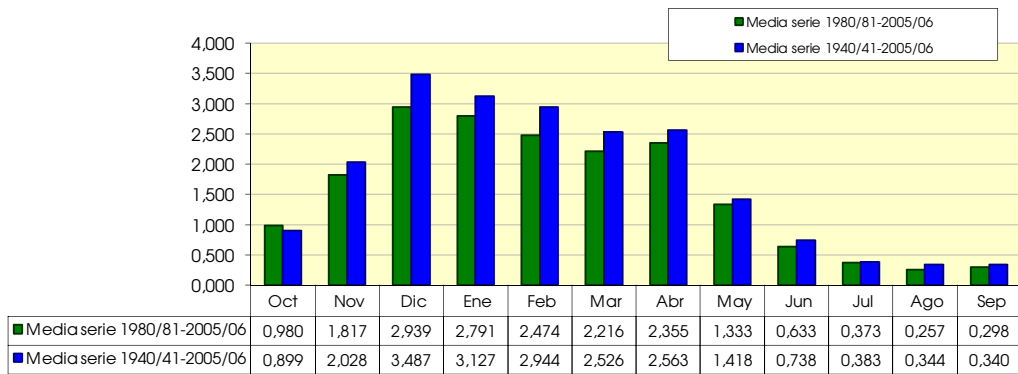
Percentil 1%	0,144	0,167	0,282	0,407	0,420	0,446	0,332	0,225	0,206	0,130	0,101	0,091	7,103
Percentil 5%	0,165	0,243	0,372	0,536	0,600	0,563	0,712	0,433	0,284	0,212	0,154	0,129	9,050
Percentil 10%	0,206	0,268	0,647	0,675	0,643	0,896	0,796	0,574	0,311	0,261	0,168	0,144	13,224
Percentil 25%	0,275	0,678	1,704	1,543	1,372	1,348	1,247	0,811	0,417	0,297	0,251	0,219	16,566
Percentil 50%	0,401	1,326	2,453	2,936	2,482	2,206	1,937	1,091	0,561	0,357	0,303	0,308	19,805
Desviación típica	1,138	1,826	3,256	2,300	2,034	1,507	1,913	0,886	0,568	0,144	0,332	0,202	7,897
Coef. variación	1,266	0,900	0,934	0,736	0,691	0,597	0,746	0,625	0,770	0,375	0,964	0,595	0,380

1980/2005
(hm³)

Serie para asignación y reserva

	Oct	Nov	Dic	Ene	Feb	Mar	Abr	May	Jun	Jul	Ago	Sep	Total
Máximo	4,217	4,841	7,965	10,131	6,132	6,448	4,523	4,193	1,542	0,830	0,514	1,083	34,665
Mínimo	0,131	0,156	0,255	0,383	0,396	0,454	0,381	0,452	0,267	0,144	0,108	0,126	7,827
Media	0,980	1,817	2,939	2,791	2,474	2,216	2,355	1,333	0,633	0,373	0,257	0,298	18,467

Percentil 1%	0,137	0,160	0,266	0,392	0,405	0,471	0,459	0,512	0,278	0,160	0,119	0,127	7,914
Percentil 5%	0,154	0,181	0,302	0,453	0,473	0,563	0,718	0,708	0,323	0,213	0,154	0,129	8,315
Percentil 10%	0,180	0,227	0,391	0,604	0,608	0,834	0,797	0,760	0,368	0,243	0,160	0,133	9,366
Percentil 25%	0,235	0,754	1,267	1,356	1,005	1,291	1,370	0,839	0,432	0,278	0,183	0,167	14,897
Percentil 50%	0,520	1,296	2,439	2,528	2,184	2,062	2,307	0,981	0,548	0,313	0,257	0,265	18,372
Desviación típica	1,058	1,437	2,146	2,040	1,636	1,349	1,190	0,866	0,305	0,175	0,092	0,196	6,380
Coef. variación	1,080	0,791	0,730	0,731	0,661	0,609	0,505	0,650	0,482	0,470	0,356	0,659	0,345



910. Embalse de Eugui

(hm ²)	Oct	Nov	Dic	Ene	Feb	Mar	Abr	May	Jun	Jul	Ago	Sep	Total
1940/41	5,898	7,567	20,169	18,423	28,627	11,337	7,812	9,926	5,437	8,504	3,907	1,737	129,343
1941/42	1,916	4,686	4,521	9,701	7,013	7,701	15,328	3,947	1,274	2,510	1,438	4,968	65,003
1942/43	2,435	2,033	4,149	9,768	7,185	2,605	2,826	6,559	3,841	2,724	1,852	2,637	48,613
1943/44	3,326	6,509	7,797	1,731	4,002	4,927	7,643	1,435	3,860	2,799	1,626	1,848	47,505
1944/45	3,550	5,036	5,943	4,894	4,736	7,740	8,916	5,944	3,942	3,327	3,497	2,246	59,770
1945/46	1,704	1,619	11,277	2,065	3,841	3,424	9,524	9,522	5,335	3,839	3,251	2,451	57,852
1946/47	2,387	5,974	13,059	4,237	4,878	8,526	4,241	4,721	3,202	2,872	3,086	3,305	60,487
1947/48	2,992	5,070	8,329	6,627	2,923	2,156	7,466	4,121	3,095	2,698	2,464	3,602	51,544
1948/49	2,678	2,898	3,122	4,338	1,558	3,900	3,202	3,944	1,756	1,796	1,558	4,984	35,732
1949/50	5,622	15,410	10,817	6,912	8,485	6,882	17,292	3,218	2,274	0,654	0,868	0,811	79,247
1950/51	1,527	4,523	11,135	9,282	9,530	15,554	9,009	10,022	3,877	2,065	2,345	2,550	81,418
1951/52	1,824	7,498	6,971	5,656	13,380	7,102	13,713	4,243	1,728	2,682	1,271	1,413	67,480
1952/53	2,889	18,666	12,857	7,180	7,454	8,081	6,445	3,716	3,799	2,531	1,628	1,306	76,553
1953/54	3,749	4,997	3,000	4,748	14,686	8,950	5,472	7,904	2,384	2,498	2,180	1,619	62,186
1954/55	1,314	1,864	9,175	13,386	3,445	4,917	2,045	1,237	1,399	0,625	0,862	0,811	41,079
1955/56	0,726	2,783	6,001	8,264	5,834	9,271	8,671	6,552	4,429	1,743	1,660	1,563	57,497
1956/57	1,279	4,864	3,985	4,604	9,244	2,883	6,407	5,714	8,389	1,487	1,103	1,084	51,044
1957/58	1,346	5,111	5,369	12,208	2,686	14,263	18,588	2,675	2,401	2,286	1,120	1,004	69,057
1958/59	0,962	8,773	17,879	12,470	3,308	7,023	11,937	8,912	2,983	2,697	2,109	1,285	80,338
1959/60	5,570	10,921	37,564	13,401	7,898	8,885	7,333	3,441	1,929	1,878	2,166	2,216	103,201
1960/61	7,094	11,271	7,196	17,098	12,119	3,633	8,214	3,858	3,706	1,377	2,098	1,016	78,680
1961/62	7,314	11,064	6,690	9,582	14,301	9,563	21,213	3,970	3,408	1,448	1,356	1,487	91,397
1962/63	2,215	8,668	20,776	8,967	7,546	13,309	21,567	3,795	3,200	2,652	6,091	3,963	102,750
1963/64	3,938	9,138	7,722	2,766	7,182	10,481	12,893	1,928	1,882	1,495	1,944	1,129	62,499
1964/65	3,803	1,677	12,936	11,643	3,009	13,641	13,685	5,713	2,668	1,442	1,436	3,215	74,866
1965/66	6,466	6,764	14,600	6,181	5,272	10,230	8,595	7,661	4,160	3,052	3,297	3,550	79,827
1966/67	3,066	18,146	19,944	8,939	4,827	4,797	10,403	6,118	3,394	2,828	2,622	1,264	86,346
1967/68	2,110	7,565	10,164	16,494	6,326	7,130	7,181	7,053	4,909	2,291	3,463	2,454	77,138
1968/69	2,123	3,401	11,936	9,120	6,210	11,281	14,128	8,229	7,176	4,560	2,863	7,028	88,055
1969/70	2,614	1,828	27,490	14,090	11,348	11,781	8,817	10,607	3,898	2,290	2,347	2,626	99,736
1970/71	1,255	3,958	4,305	7,618	13,085	12,621	8,468	10,692	7,187	3,906	2,264	2,838	78,196
1971/72	1,762	7,355	12,466	14,693	19,383	12,325	15,680	12,674	5,037	2,211	4,062	4,020	111,669
1972/73	4,419	4,841	10,810	11,174	18,930	11,660	13,038	10,258	10,621	6,745	8,301	7,891	118,689
1973/74	7,698	6,402	13,187	8,246	13,210	12,587	6,021	4,532	1,575	1,779	1,832	2,970	80,039
1974/75	15,649	16,063	8,486	8,142	8,239	13,137	12,710	7,279	6,283	4,350	5,660	4,836	110,834
1975/76	5,184	13,636	6,671	5,492	14,146	8,696	6,956	2,942	1,500	2,151	1,421	1,961	70,756
1976/77	7,048	7,965	9,259	5,195	11,873	6,554	11,234	14,827	7,842	4,223	6,972	4,792	97,784
1977/78	3,830	12,476	6,340	9,983	31,370	15,772	11,645	13,261	4,589	5,098	6,126	7,193	127,683
1978/79	2,678	0,671	4,832	15,658	12,631	9,626	15,959	7,976	2,900	3,072	2,006	3,522	81,531
1979/80	2,024	8,357	3,291	9,771	4,991	11,128	3,133	6,788	2,577	2,209	0,463	1,305	56,036
1980/81	7,180	4,951	13,143	18,187	7,459	8,253	7,418	9,590	4,276	4,349	4,590	4,324	93,722
1981/82	5,434	2,166	11,112	7,526	11,608	15,718	3,997	3,963	3,435	3,639	3,670	2,701	74,970
1982/83	8,878	8,882	14,477	5,718	7,469	15,927	14,697	5,948	1,771	2,060	3,754	2,826	92,407
1983/84	1,247	0,885	5,376	12,658	13,579	7,585	8,378	9,224	5,026	1,073	2,078	2,590	69,701
1984/85	3,926	10,310	7,288	5,284	9,652	14,099	6,018	10,659	1,700	1,129	1,576	1,313	72,955
1985/86	1,096	1,016	1,368	16,275	10,010	11,023	16,115	4,572	1,729	1,136	2,169	1,781	68,290
1986/87	1,017	4,263	10,135	4,470	18,088	7,116	14,021	1,566	2,138	2,087	2,695	1,841	69,437
1987/88	1,859	6,627	4,046	11,471	11,230	12,009	11,856	4,961	6,756	3,030	2,608	3,561	80,013
1988/89	1,522	1,137	4,059	2,369	2,956	5,518	10,674	3,208	1,312	1,716	1,680	1,209	37,361
1989/90	0,941	1,713	1,131	2,855	5,130	1,578	11,289	2,482	1,596	1,386	1,577	1,757	33,436
1990/91	0,959	2,658	6,061	6,774	3,147	6,928	9,193	13,876	1,252	2,152	1,622	1,377	55,999
1991/92	2,531	11,155	4,084	2,227	3,488	5,440	12,166	3,845	4,198	3,126	2,511	2,705	57,474
1992/93	18,516	9,453	12,203	1,926	1,478	4,927	5,309	4,018	1,997	1,665	1,881	4,553	67,926
1993/94	6,286	3,194	12,148	12,117	11,442	4,383	16,338	2,499	1,174	1,448	1,680	1,495	74,205
1994/95	1,322	3,016	4,804	13,970	4,361	10,893	3,172	2,723	1,633	2,001	2,909	2,392	53,196
1995/96	1,342	0,620	2,614	4,195	9,041	6,971	4,571	3,935	3,709	4,058	2,424	2,267	45,746
1996/97	5,155	12,855	13,560	11,793	3,853	1,765	1,936	2,821	3,176	2,645	1,666	1,495	62,720
1997/98	1,651	4,649	11,195	6,780	3,898	5,997	6,490	2,918	1,842	1,470	1,928	1,951	50,767
1998/99	5,600	6,986	7,822	9,697	11,523	7,934	5,123	5,289	1,438	1,285	1,725	1,701	66,122
1999/00	1,501	6,135	7,964	2,337	7,523	3,297	7,676	2,056	1,558	1,861	1,589	1,705	45,203
2000/01	6,826	8,930	5,109	8,217	6,219	6,513	5,500	4,349	1,214	1,645	1,422	1,471	57,415
2001/02	0,973	1,479	0,768	2,477	6,993	3,455	3,095	2,362	1,513	0,843	0,908	1,242	26,107
2002/03	1,326	6,295	15,045	8,069	14,410	9,134	4,095	4,405	2,213	1,777	2,462	2,930	72,161
2003/04	4,059	4,950	8,345	17,172	5,070	10,577	7,638	6,409	1,734	2,414	2,538	2,376	73,283
2004/05	2,113	3,964	7,163	5,809	3,619	11,452	12,738	3,720	0,814	1,139	1,180	2,319	56,028
2005/06	1,278	6,271	4,770	10,599	2,165	14,338	2,938	2,515	1,790	1,882	2,457	2,419	53,420

910. Embalse de Eugui

1940/2005
(hm³)

Serie completa

	Oct	Nov	Dic	Ene	Feb	Mar	Abr	May	Jun	Jul	Ago	Sep	Total
Máximo	18,516	18,666	37,564	18,423	31,370	15,927	21,567	14,827	10,621	8,504	8,301	7,891	129,343
Mínimo	0,726	0,620	0,768	1,731	1,478	1,578	1,936	1,237	0,814	0,625	0,463	0,811	26,107
Media	3,644	6,403	9,364	8,662	8,668	8,620	9,361	5,785	3,285	2,491	2,484	2,588	71,356

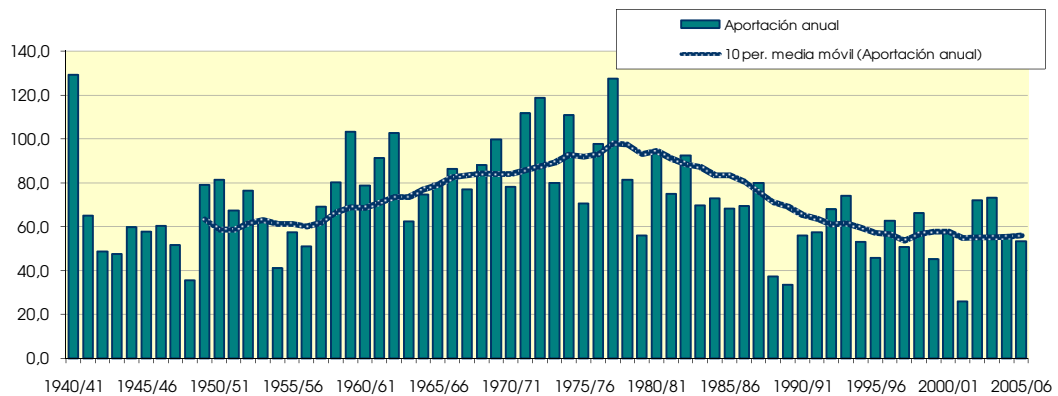
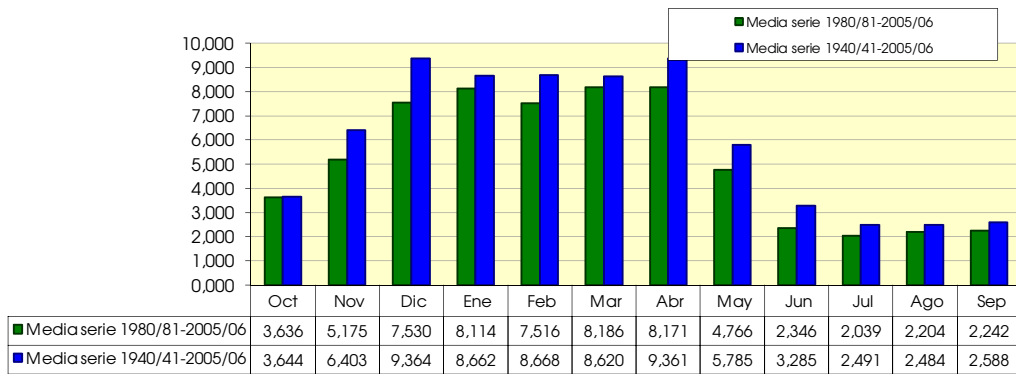
Percentil 1%	0,865	0,653	1,004	1,858	1,530	1,700	2,007	1,366	1,048	0,644	0,722	0,811	30,871
Percentil 5%	0,964	1,046	2,711	2,254	2,745	2,674	2,977	1,960	1,257	1,087	0,957	1,033	38,291
Percentil 10%	1,171	1,648	3,638	2,622	3,078	3,439	3,187	2,491	1,418	1,212	1,226	1,226	46,625
Percentil 25%	1,506	3,061	4,901	5,217	4,455	5,638	6,019	3,510	1,730	1,650	1,597	1,489	56,381
Percentil 50%	2,573	5,542	7,893	8,232	7,457	8,389	8,532	4,552	2,942	2,210	2,104	2,293	69,569
Desviación típica	3,196	4,270	6,246	4,486	5,798	3,845	4,721	3,280	1,999	1,355	1,480	1,518	21,940
Coef. variación	0,877	0,667	0,667	0,518	0,669	0,446	0,504	0,567	0,609	0,544	0,596	0,587	0,307

1980/2005
(hm³)

Serie para asignación y reserva

	Oct	Nov	Dic	Ene	Feb	Mar	Abr	May	Jun	Jul	Ago	Sep	Total
Máximo	18,516	12,855	15,045	18,187	18,088	15,927	16,338	13,876	6,756	4,349	4,590	4,553	93,722
Mínimo	0,941	0,620	0,768	1,926	1,478	1,578	1,936	1,566	0,814	0,843	0,908	1,209	26,107
Media	3,636	5,175	7,530	8,114	7,516	8,186	8,171	4,766	2,346	2,039	2,204	2,242	61,926

Percentil 1%	0,945	0,686	0,859	2,001	1,650	1,625	2,186	1,689	0,904	0,900	0,976	1,217	27,940
Percentil 5%	0,963	0,917	1,191	2,254	2,363	2,148	2,977	2,133	1,184	1,087	1,241	1,260	34,417
Percentil 10%	0,995	1,076	1,991	2,353	3,051	3,376	3,133	2,422	1,233	1,133	1,499	1,345	41,282
Percentil 25%	1,289	2,289	4,255	4,263	3,864	5,459	4,709	2,748	1,524	1,402	1,633	1,546	53,252
Percentil 50%	1,755	4,800	7,225	7,153	7,226	7,351	7,528	3,949	1,752	1,819	2,003	2,109	64,421
Desviación típica	3,847	3,470	4,301	4,919	4,279	4,098	4,342	2,980	1,418	0,931	0,840	0,884	16,465
Coef. variación	1,058	0,671	0,571	0,606	0,569	0,501	0,531	0,625	0,604	0,457	0,381	0,394	0,266



912. Río Urrobi, azud Espinal

(hm ²)	Oct	Nov	Dic	Ene	Feb	Mar	Abr	May	Jun	Jul	Ago	Sep	Total
1940/41	1,504	3,571	9,720	10,751	21,599	6,650	4,710	6,331	4,045	0,941	1,528	1,283	72,633
1941/42	1,251	4,070	3,719	8,275	8,419	9,959	6,835	2,880	0,788	0,766	0,717	1,338	49,017
1942/43	1,989	1,635	2,039	11,449	6,729	3,358	2,134	4,100	0,750	0,587	0,596	0,818	36,185
1943/44	2,928	9,869	3,595	1,087	1,601	6,199	2,933	1,391	0,732	0,646	0,655	0,553	32,188
1944/45	2,931	5,798	7,250	2,926	16,395	6,376	1,833	1,143	0,867	0,738	0,833	0,675	47,765
1945/46	0,696	0,801	9,899	1,772	2,010	3,468	4,224	9,363	1,841	0,800	0,701	0,639	36,213
1946/47	0,591	1,770	14,781	6,044	9,283	8,894	2,393	2,157	0,717	0,622	0,663	0,700	48,615
1947/48	0,854	1,744	4,458	13,926	2,714	1,298	2,522	4,669	1,008	0,744	0,716	1,085	35,740
1948/49	0,855	0,908	0,989	2,889	1,305	3,658	0,931	1,516	0,696	0,491	0,411	0,775	15,424
1949/50	1,435	9,404	6,929	2,238	8,088	5,519	9,532	1,993	0,940	0,640	0,548	0,321	47,587
1950/51	0,454	2,351	5,495	10,442	8,331	17,107	4,863	5,715	2,210	0,799	0,747	0,720	59,233
1951/52	0,745	3,392	4,974	9,700	17,332	15,387	11,796	4,470	1,206	0,759	0,645	0,548	70,955
1952/53	1,454	18,341	12,127	6,893	7,255	7,443	3,005	1,318	4,838	1,470	0,594	0,510	65,249
1953/54	2,113	2,606	1,598	2,740	23,492	12,770	1,936	9,734	0,703	1,015	1,699	0,441	60,847
1954/55	0,514	1,190	12,865	22,321	5,753	2,513	0,545	0,497	0,519	0,297	0,187	0,235	47,435
1955/56	1,362	1,082	7,232	11,434	4,116	13,366	10,789	5,810	3,076	0,865	0,723	0,814	60,669
1956/57	1,001	2,763	1,709	3,646	4,626	1,622	3,404	2,742	8,774	0,831	0,658	0,676	32,453
1957/58	0,670	1,232	1,766	6,133	1,640	12,283	17,938	1,398	1,091	0,919	0,703	0,687	46,461
1958/59	0,792	4,765	16,192	12,836	2,049	10,118	9,740	5,279	1,546	0,906	0,742	0,878	65,844
1959/60	5,925	13,535	44,524	13,271	7,428	9,394	2,664	0,940	0,685	0,813	0,977	0,900	101,055
1960/61	12,610	16,203	8,294	28,167	21,234	3,550	9,774	2,805	2,786	1,053	1,158	0,630	108,265
1961/62	9,067	14,123	5,724	10,723	13,127	15,598	21,317	1,615	1,807	0,810	0,730	0,699	95,342
1962/63	1,141	8,191	26,901	13,006	7,367	20,605	18,239	2,717	1,974	1,721	7,798	2,796	112,456
1963/64	1,511	6,558	5,599	1,037	8,143	15,899	12,462	0,551	0,342	0,256	0,241	0,174	52,774
1964/65	2,802	1,475	11,239	20,362	3,178	13,630	9,607	2,197	1,128	0,886	0,888	2,620	70,013
1965/66	2,354	5,808	17,544	5,366	9,045	6,392	5,773	5,272	1,155	0,738	0,665	0,615	60,726
1966/67	4,288	13,303	20,247	4,472	2,480	4,795	6,059	2,320	1,438	0,971	0,971	0,630	61,974
1967/68	1,185	8,021	10,962	18,294	7,036	6,629	3,257	5,389	1,869	1,038	1,513	1,082	66,276
1968/69	1,117	3,045	9,578	3,947	5,827	11,083	7,649	3,898	3,158	1,430	0,857	1,292	52,881
1969/70	0,873	0,957	19,521	8,711	8,596	8,651	4,435	4,326	1,352	1,036	1,022	0,856	60,337
1970/71	0,493	0,964	1,042	3,053	8,198	7,111	5,424	5,087	2,699	1,160	0,793	0,848	36,871
1971/72	0,741	2,108	4,179	6,512	9,454	4,557	7,444	5,381	1,843	1,081	0,871	1,565	45,736
1972/73	0,806	1,482	2,818	5,862	7,938	4,658	3,839	2,021	1,924	0,832	0,696	0,619	33,495
1973/74	0,423	0,468	3,954	1,962	5,745	6,694	3,934	2,303	0,732	0,811	0,649	0,918	28,594
1974/75	9,628	11,805	3,283	3,450	2,930	4,592	6,790	2,864	1,907	0,807	0,709	0,500	49,266
1975/76	0,723	3,652	3,200	1,380	8,833	4,383	4,282	1,454	0,756	0,775	0,681	0,609	30,729
1976/77	3,808	5,538	3,475	3,135	3,538	1,914	2,548	4,333	3,081	1,559	1,405	0,867	35,202
1977/78	0,852	5,750	2,556	5,501	20,160	14,656	7,237	8,768	1,500	0,909	0,657	0,595	69,140
1978/79	0,713	0,520	1,127	11,333	9,030	4,745	13,951	3,546	3,270	0,912	0,822	1,008	50,977
1979/80	1,657	7,343	3,326	5,200	3,375	8,398	2,527	6,184	2,116	0,977	0,770	0,473	42,347
1980/81	4,402	3,713	7,613	17,367	4,375	9,994	7,482	6,703	1,402	1,117	0,772	0,476	65,416
1981/82	2,764	1,499	12,130	7,895	7,495	14,595	1,896	1,940	1,261	0,679	0,634	0,573	53,361
1982/83	4,662	6,805	13,970	3,999	8,000	8,320	8,487	2,773	1,169	0,769	0,688	0,741	60,384
1983/84	0,473	0,564	2,761	8,939	13,130	3,130	6,236	7,174	3,539	0,869	0,703	0,937	48,457
1984/85	2,252	6,754	4,600	4,355	3,683	4,807	3,248	5,386	1,327	0,739	0,358	0,274	37,784
1985/86	0,287	0,464	0,571	7,405	4,961	6,213	8,229	2,673	0,938	0,643	0,466	0,372	33,219
1986/87	0,412	1,614	7,408	4,060	8,729	3,096	5,659	1,035	1,086	0,659	0,464	0,278	34,499
1987/88	0,609	2,472	2,439	6,458	7,920	6,316	6,115	2,347	2,596	1,810	0,754	0,643	40,479
1988/89	0,559	0,340	1,078	0,783	0,893	3,094	6,760	1,762	0,808	0,603	0,469	0,283	17,433
1989/90	0,339	0,698	0,528	0,687	2,385	1,071	8,124	2,106	1,221	0,657	0,482	0,432	18,729
1990/91	0,523	1,555	5,244	3,596	1,326	3,582	5,273	9,130	1,093	0,772	0,701	0,370	33,165
1991/92	1,197	5,711	2,522	1,154	1,116	2,133	9,902	1,688	2,673	1,911	0,643	0,910	31,562
1992/93	8,354	5,012	8,535	1,383	0,768	1,457	2,675	2,144	1,169	0,892	0,337	2,484	35,208
1993/94	3,520	1,756	9,085	7,141	6,842	2,904	11,508	2,341	1,049	0,678	0,336	0,314	47,475
1994/95	0,642	2,053	3,422	7,933	2,507	6,921	1,646	1,869	0,920	0,450	0,235	0,355	28,953
1995/96	0,467	0,433	1,839	2,187	2,998	4,852	2,754	1,506	0,701	0,637	0,588	0,787	19,749
1996/97	1,836	9,777	9,322	6,886	2,092	1,058	0,817	1,605	1,927	1,525	1,340	0,735	38,920
1997/98	0,668	2,249	7,784	4,011	1,288	3,231	4,587	1,711	1,170	0,675	0,376	0,961	28,710
1998/99	4,520	5,736	4,362	5,804	8,095	5,155	4,290	4,519	0,941	0,580	0,562	0,868	45,432
1999/00	1,231	5,847	5,485	1,877	5,487	2,108	6,170	2,115	1,970	1,174	0,924	0,367	34,757
2000/01	4,826	7,915	4,083	6,754	3,317	4,754	3,824	3,234	0,790	0,553	0,367	0,290	40,705
2001/02	0,359	1,045	0,688	1,089	3,866	3,588	2,708	1,760	1,737	0,501	0,386	0,627	18,352
2002/03	0,759	6,009	13,241	4,175	9,942	6,644	1,531	1,742	0,588	0,314	0,559	0,803	46,309
2003/04	2,590	3,216	7,823	11,126	5,995	6,593	6,855	3,224	1,475	0,754	0,642	0,554	50,848
2004/05	1,258	2,619	6,787	4,103	1,900	5,881	8,439	2,416	1,291	0,640	0,542	0,577	36,452
2005/06	1,413	6,995	2,776	6,643	3,330	9,449	4,221	2,000	1,470	0,707	0,608	1,127	40,738

912. Río Urrobi, azud Espinal

1940/2005
(hm³)

Serie completa

	Oct	Nov	Dic	Ene	Feb	Mar	Abr	May	Jun	Jul	Ago	Sep	Total
Máximo	12,610	18,341	44,524	28,167	23,492	20,605	21,317	9,734	8,774	1,911	7,798	2,796	112,456
Mínimo	0,287	0,340	0,528	0,687	0,768	1,058	0,545	0,497	0,342	0,256	0,187	0,174	15,424
Media	2,088	4,561	7,311	6,971	6,785	6,922	6,071	3,385	1,669	0,859	0,816	0,775	48,213

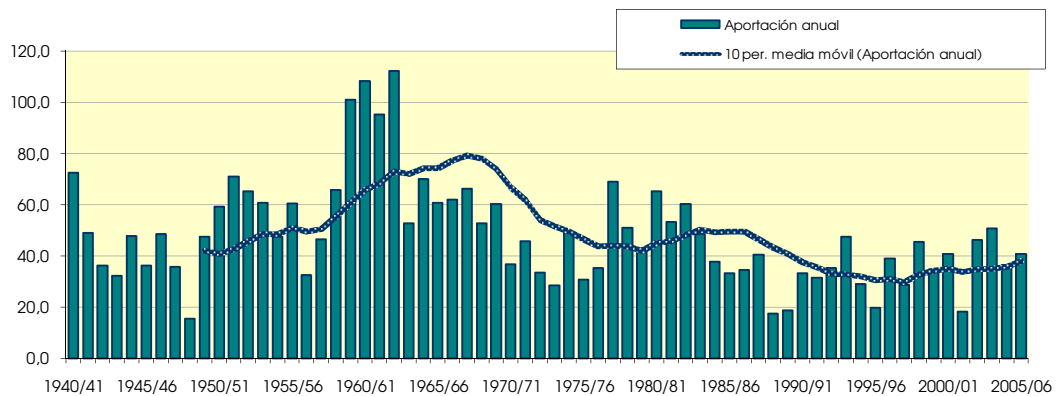
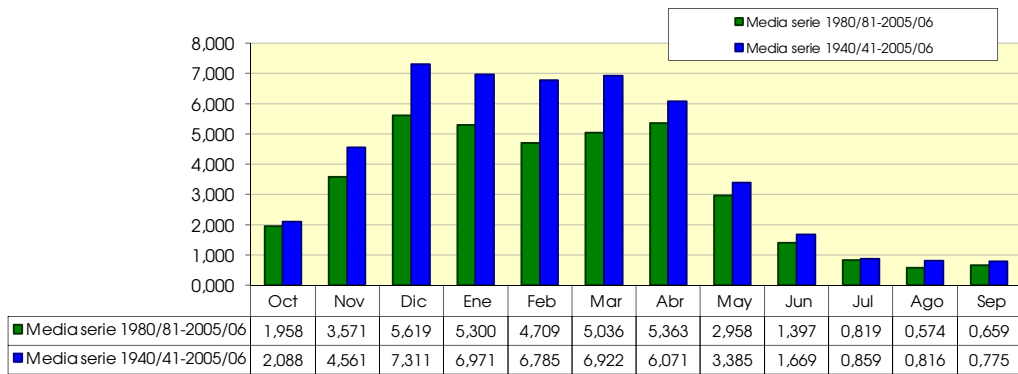
Percentil 1%	0,320	0,400	0,556	0,749	0,849	1,066	0,722	0,532	0,457	0,283	0,218	0,214	16,730
Percentil 5%	0,415	0,481	1,002	1,087	1,292	1,498	1,560	1,062	0,687	0,460	0,337	0,279	18,984
Percentil 10%	0,470	0,749	1,363	1,381	1,620	2,120	1,916	1,394	0,710	0,566	0,372	0,318	28,832
Percentil 25%	0,677	1,486	2,787	3,073	2,947	3,558	2,798	1,760	0,925	0,657	0,560	0,503	34,868
Percentil 50%	1,191	3,130	5,365	5,833	5,911	6,206	5,068	2,544	1,276	0,800	0,684	0,675	46,385
Desviación típica	2,422	4,153	7,121	5,532	5,227	4,475	4,250	2,225	1,273	0,333	0,922	0,499	20,187
Coef. variación	1,160	0,911	0,974	0,794	0,770	0,646	0,700	0,657	0,763	0,387	1,129	0,644	0,419

1980/2005
(hm³)

Serie para asignación y reserva

	Oct	Nov	Dic	Ene	Feb	Mar	Abr	May	Jun	Jul	Ago	Sep	Total
Máximo	8,354	9,777	13,970	17,367	13,130	14,595	11,508	9,130	3,539	1,911	1,340	2,484	65,416
Mínimo	0,287	0,340	0,528	0,687	0,768	1,058	0,817	1,035	0,588	0,314	0,235	0,274	17,433
Media	1,958	3,571	5,619	5,300	4,709	5,036	5,363	2,958	1,397	0,819	0,574	0,659	37,965

Percentil 1%	0,300	0,363	0,539	0,711	0,799	1,061	0,996	1,153	0,617	0,348	0,260	0,275	17,663
Percentil 5%	0,344	0,441	0,600	0,859	0,949	1,167	1,560	1,531	0,723	0,463	0,337	0,279	18,447
Percentil 10%	0,386	0,514	0,883	1,122	1,202	1,782	1,771	1,647	0,799	0,527	0,348	0,287	19,239
Percentil 25%	0,532	1,513	2,582	2,539	2,165	3,095	2,877	1,760	0,968	0,638	0,405	0,368	31,963
Percentil 50%	1,214	2,546	4,922	4,265	3,774	4,780	5,466	2,130	1,196	0,678	0,561	0,575	37,118
Desviación típica	1,999	2,739	3,894	3,726	3,234	3,119	2,802	1,999	0,676	0,390	0,226	0,448	12,331
Coef. variación	1,021	0,767	0,693	0,703	0,687	0,619	0,523	0,676	0,484	0,476	0,393	0,680	0,325



913. Embalse de Alloz

(hm ²)	Oct	Nov	Dic	Ene	Feb	Mar	Abr	May	Jun	Jul	Ago	Sep	Total
1940/41	28,992	15,092	29,899	35,721	43,917	23,500	10,948	17,387	9,873	8,088	3,250	2,545	229,211
1941/42	2,821	7,508	10,122	33,333	22,465	15,807	36,276	9,784	2,734	2,022	1,915	5,609	150,396
1942/43	4,713	4,410	7,897	16,037	17,404	7,954	7,653	8,357	3,694	1,689	1,250	4,643	85,700
1943/44	5,760	7,899	10,453	3,421	11,909	6,584	8,952	3,533	8,849	4,190	1,626	2,234	75,411
1944/45	8,734	8,163	15,903	34,779	10,537	11,421	6,707	5,820	4,101	2,586	2,789	1,551	113,089
1945/46	2,329	5,549	14,570	7,035	6,818	5,574	18,060	30,233	13,456	5,047	1,969	0,969	111,609
1946/47	1,892	5,801	21,591	13,852	19,286	21,581	7,909	9,246	4,596	1,907	2,579	4,750	114,990
1947/48	5,528	5,758	13,146	22,982	10,743	4,345	9,123	7,292	4,325	2,054	1,336	1,907	88,538
1948/49	3,404	2,945	3,876	4,197	2,970	9,429	6,185	6,394	3,563	1,948	1,058	12,802	58,770
1949/50	13,306	18,261	18,118	13,976	17,350	15,387	22,841	9,354	4,408	1,050	0,680	0,554	135,285
1950/51	3,625	6,930	39,958	32,379	40,240	39,514	19,724	23,525	12,287	4,273	2,745	1,755	226,956
1951/52	1,723	7,729	12,380	23,081	35,780	19,605	27,752	11,474	4,462	5,569	3,045	2,238	154,838
1952/53	9,056	22,769	30,764	32,593	24,756	13,831	11,776	7,336	10,735	6,350	1,997	1,897	173,862
1953/54	16,267	13,351	11,283	29,390	47,227	32,241	11,230	17,795	6,271	4,247	2,880	2,761	194,944
1954/55	2,331	6,288	19,881	31,429	23,227	12,362	3,397	1,460	2,155	1,382	0,765	1,195	105,871
1955/56	4,844	8,835	8,110	17,807	13,749	15,868	12,808	17,722	9,416	2,899	1,825	1,862	115,748
1956/57	3,957	13,899	11,234	12,003	9,141	5,881	8,804	10,985	18,341	4,225	1,424	1,216	101,110
1957/58	2,264	5,902	8,140	18,624	11,900	43,296	31,599	10,934	7,039	4,228	1,542	1,513	146,981
1958/59	1,572	11,180	31,721	24,284	9,665	17,891	16,372	17,401	5,010	2,532	1,640	6,235	145,504
1959/60	17,494	33,967	47,436	30,246	18,676	19,012	10,177	4,082	1,502	0,697	1,074	3,181	187,545
1960/61	18,812	21,785	44,313	38,490	21,093	5,662	15,840	11,086	4,724	3,406	3,113	4,331	192,657
1961/62	20,556	36,824	23,195	15,370	32,928	29,329	25,517	11,846	6,690	2,229	1,176	1,743	207,403
1962/63	3,167	15,778	23,950	24,772	15,471	21,693	23,575	7,947	7,050	3,996	6,667	7,941	162,010
1963/64	6,654	11,981	19,242	7,089	11,251	21,117	21,328	4,995	2,713	1,186	0,762	1,053	109,372
1964/65	11,493	10,963	27,333	34,622	13,358	26,840	20,494	8,356	3,095	1,140	0,760	4,302	162,755
1965/66	12,673	17,642	24,845	20,249	21,299	26,181	19,161	14,947	8,591	3,799	2,057	1,688	173,133
1966/67	12,296	37,133	30,348	18,283	9,358	7,461	13,780	8,170	4,460	2,572	1,495	1,376	146,732
1967/68	4,846	25,931	31,417	29,095	19,591	20,045	21,318	15,807	9,886	4,084	4,535	2,315	188,870
1968/69	1,356	6,442	17,422	15,276	12,526	23,636	28,057	17,653	12,152	5,358	2,067	8,725	150,670
1969/70	5,686	4,323	28,359	34,721	26,908	18,755	9,645	10,067	4,954	2,400	1,988	1,496	149,303
1970/71	1,781	5,032	7,494	11,455	10,801	17,603	24,243	23,001	15,137	5,337	1,947	3,147	126,980
1971/72	2,271	8,095	18,212	31,463	37,464	22,922	18,949	19,664	9,609	3,193	2,890	7,835	182,567
1972/73	9,125	10,996	15,198	18,122	22,514	17,108	17,743	18,943	15,470	8,521	6,196	4,841	164,778
1973/74	5,563	4,540	8,213	10,174	13,609	18,366	10,553	6,920	2,415	1,948	1,744	1,845	85,890
1974/75	12,969	21,392	14,524	13,357	20,411	20,510	30,578	17,257	10,966	3,437	2,355	5,246	173,002
1975/76	4,808	19,191	20,132	9,452	18,616	10,926	10,018	5,897	2,283	2,429	2,357	2,156	108,266
1976/77	5,112	9,237	13,720	11,776	13,010	10,027	13,624	13,738	16,922	7,315	6,989	2,914	124,383
1977/78	7,407	8,280	11,249	22,257	31,040	21,651	27,477	18,498	6,957	3,979	1,926	1,308	162,028
1978/79	1,238	1,301	8,539	34,114	29,824	17,436	33,903	16,790	6,451	3,416	1,434	2,890	157,335
1979/80	5,033	15,927	9,365	13,851	9,262	27,047	10,200	10,152	7,683	4,043	0,998	0,992	114,553
1980/81	11,274	12,770	28,889	23,802	15,310	14,694	17,511	17,655	6,737	2,975	1,660	1,478	154,755
1981/82	3,404	2,813	17,563	16,108	15,229	20,672	8,307	3,735	1,976	1,797	1,584	2,904	96,093
1982/83	7,521	16,860	30,123	12,256	21,433	22,411	24,191	10,276	3,495	3,954	9,819	5,792	168,131
1983/84	1,742	3,061	12,006	17,971	22,313	15,602	14,760	17,930	11,819	2,452	1,413	2,078	123,147
1984/85	6,809	22,743	16,809	18,684	8,918	10,734	8,945	14,598	4,142	1,519	0,835	0,415	115,151
1985/86	0,746	2,397	2,459	11,712	17,115	10,339	13,038	6,933	2,283	0,880	0,718	1,186	69,807
1986/87	1,143	2,276	7,320	11,286	15,706	9,245	14,848	3,318	2,574	2,021	1,201	0,548	71,486
1987/88	8,760	11,413	13,578	20,520	17,924	15,778	28,141	11,921	16,665	7,891	3,492	2,087	158,170
1988/89	1,547	1,210	4,031	3,100	4,887	8,155	20,514	8,344	2,194	1,544	2,426	1,710	59,664
1989/90	1,131	6,237	4,446	4,793	4,381	1,897	13,936	7,765	3,726	1,773	0,904	1,031	52,018
1990/91	2,030	4,505	11,280	9,364	5,691	8,148	21,495	19,946	4,201	2,110	0,760	3,702	93,232
1991/92	9,768	18,903	9,589	3,391	1,801	8,671	19,598	9,413	9,863	6,181	3,556	3,131	103,864
1992/93	20,907	17,919	25,307	6,809	2,752	5,136	10,916	10,406	5,406	2,577	2,232	3,299	113,664
1993/94	11,152	6,566	21,690	22,318	12,454	6,021	15,822	7,563	3,251	1,623	0,762	0,855	110,077
1994/95	4,132	5,630	9,490	24,488	11,025	16,548	5,557	2,862	1,436	0,853	0,756	0,803	83,580
1995/96	0,826	3,074	10,440	12,884	23,243	16,265	8,274	4,770	3,550	3,846	2,367	1,988	91,527
1996/97	4,907	13,579	34,912	31,181	10,595	3,657	3,896	6,325	8,123	5,858	4,409	2,179	129,621
1997/98	1,884	10,939	21,535	12,632	9,608	11,811	8,959	5,252	3,108	1,880	1,347	2,764	91,719
1998/99	7,099	8,668	11,028	10,716	15,740	15,767	8,600	9,152	3,539	2,785	1,958	2,881	97,933
1999/00	3,161	7,237	10,784	5,010	5,163	4,883	16,185	6,847	2,765	2,002	1,733	1,226	66,995
2000/01	8,063	19,540	17,759	24,747	11,891	19,135	10,726	5,635	1,520	1,348	0,883	2,649	123,896
2001/02	3,161	3,951	2,307	3,727	7,818	7,232	5,225	4,199	2,755	1,276	0,687	0,752	43,089
2002/03	1,462	6,337	27,554	22,124	37,426	21,722	9,148	5,254	3,692	1,776	1,344	2,839	140,679
2003/04	7,508	13,594	16,728	23,741	13,641	20,935	14,787	8,647	2,218	3,486	2,563	3,430	131,278
2004/05	3,208	5,156	9,731	12,194	13,227	12,616	16,641	7,972	3,083	1,689	0,820	1,132	87,470
2005/06	3,937	10,364	17,709	16,782	5,920	24,550	10,759	5,415	3,031	2,463	1,508	3,537	105,975

913. Embalse de Alloz

1940/2005

(hm³)

Serie completa

	Oct	Nov	Dic	Ene	Feb	Mar	Abr	May	Jun	Jul	Ago	Sep	Total
Máximo	28,992	37,133	47,436	38,490	47,227	43,296	36,276	30,233	18,341	8,521	9,819	12,802	229,211
Mínimo	0,746	1,210	2,307	3,100	1,801	1,897	3,397	1,460	1,436	0,697	0,680	0,415	43,089
Media	6,526	11,254	17,555	18,689	16,959	16,031	15,683	10,818	6,245	3,172	2,160	2,818	127,910

Percentil 1%	0,798	1,269	2,406	3,289	2,419	3,041	3,721	2,371	1,479	0,799	0,684	0,502	48,893
Percentil 5%	1,167	2,501	4,135	3,845	4,507	4,946	5,714	3,583	2,021	1,072	0,757	0,765	61,497
Percentil 10%	1,505	3,068	7,695	5,909	5,805	5,772	7,781	4,485	2,251	1,312	0,762	0,981	73,448
Percentil 25%	2,286	5,662	10,202	11,728	10,551	9,291	9,272	6,507	3,086	1,818	1,182	1,402	96,553
Percentil 50%	4,845	8,474	15,550	17,889	14,489	15,838	14,348	9,300	4,461	2,575	1,739	2,167	123,521
Desviación típica	5,718	8,143	10,068	9,751	10,151	8,374	7,778	5,910	4,276	1,850	1,647	2,204	42,712
Coef. variación	0,876	0,724	0,573	0,522	0,599	0,522	0,496	0,546	0,685	0,583	0,763	0,782	0,334

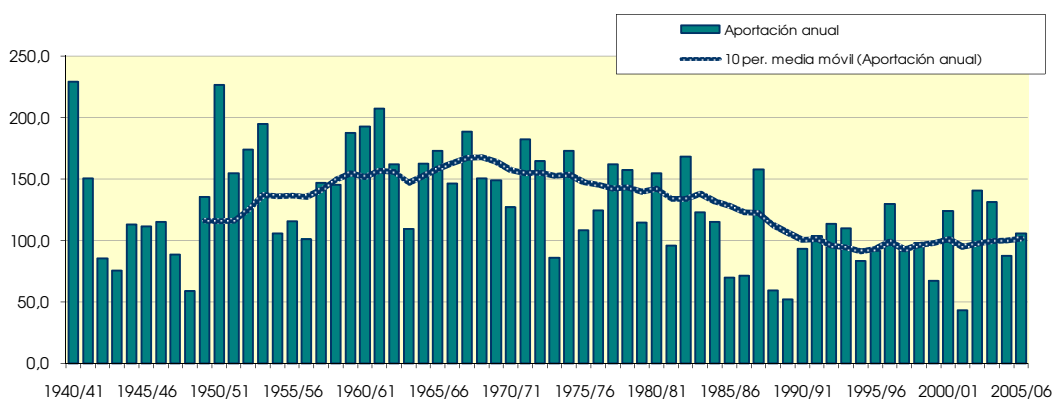
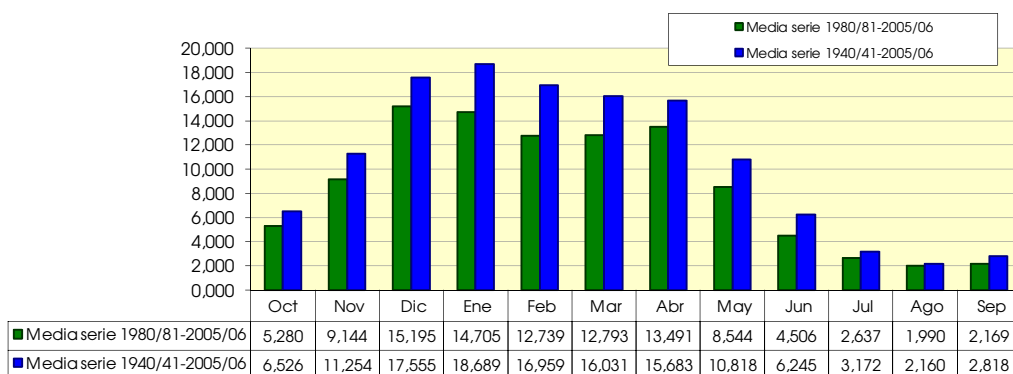
1980/2005

(hm³)

Serie para asignación y reserva

	Oct	Nov	Dic	Ene	Feb	Mar	Abr	May	Jun	Jul	Ago	Sep	Total
Máximo	20,907	22,743	34,912	31,181	37,426	24,550	28,141	19,946	16,665	7,891	9,819	5,792	168,131
Mínimo	0,746	1,210	2,307	3,100	1,801	1,897	3,896	2,862	1,436	0,853	0,687	0,415	43,089
Media	5,280	9,144	15,195	14,705	12,739	12,793	13,491	8,544	4,506	2,637	1,990	2,169	103,193

Percentil 1%	0,766	1,476	2,345	3,173	2,038	2,337	4,228	2,976	1,457	0,860	0,695	0,449	45,321
Percentil 5%	0,902	2,306	2,852	3,475	3,159	3,963	5,308	3,422	1,634	0,979	0,727	0,599	53,930
Percentil 10%	1,137	2,605	4,239	4,260	4,634	5,010	6,916	3,967	2,085	1,312	0,758	0,778	63,330
Percentil 25%	1,777	4,089	9,624	9,702	6,394	8,150	8,948	5,295	2,619	1,640	0,847	1,145	84,553
Percentil 50%	3,671	6,902	12,792	12,758	12,172	12,214	13,487	7,664	3,373	2,011	1,461	2,083	100,898
Desviación típica	4,596	6,198	8,881	7,835	7,813	6,383	6,024	4,582	3,527	1,705	1,875	1,257	32,594
Coef. variación	0,870	0,678	0,584	0,533	0,613	0,499	0,447	0,536	0,783	0,646	0,942	0,579	0,316



914. Río Arga aguas abajo de río Araquil

(hm ²)	Oct	Nov	Dic	Ene	Feb	Mar	Abr	May	Jun	Jul	Ago	Sep	Total
1940/41	207,062	152,188	492,034	488,069	619,997	195,686	87,028	185,517	96,938	121,359	57,998	26,513	2.730,391
1941/42	30,678	65,651	104,201	377,989	199,521	118,671	282,812	60,486	18,439	33,359	22,312	71,192	1.385,311
1942/43	36,407	35,551	67,714	175,192	198,174	50,183	42,271	98,276	54,756	34,423	21,236	63,933	878,116
1943/44	65,543	110,616	118,753	27,087	161,083	80,705	95,183	21,198	75,561	41,915	20,292	33,700	851,636
1944/45	100,750	93,838	158,146	329,947	76,633	111,538	84,356	96,017	58,072	42,745	48,069	30,607	1.230,718
1945/46	26,307	38,332	150,885	43,670	69,756	55,586	163,960	243,649	105,421	56,429	37,147	25,322	1.016,463
1946/47	36,981	90,529	231,954	104,180	133,539	151,272	57,588	86,689	48,614	34,113	37,637	96,875	1.109,971
1947/48	82,292	85,928	178,186	179,961	66,832	35,997	93,694	85,096	51,133	32,146	29,971	68,154	989,388
1948/49	59,808	55,305	49,663	72,854	32,508	111,906	55,782	81,656	35,047	25,593	23,698	162,991	766,812
1949/50	141,491	276,055	237,684	155,925	182,802	146,889	292,860	64,014	35,669	7,746	10,042	9,699	1.560,876
1950/51	34,597	74,663	431,728	272,704	381,677	361,792	152,544	251,457	94,473	35,034	48,319	37,259	2.176,246
1951/52	49,146	124,011	146,373	250,920	448,646	167,431	235,189	74,097	27,690	50,892	19,171	25,224	1.618,791
1952/53	62,223	276,814	329,240	293,444	220,251	131,087	92,705	68,479	92,625	48,349	22,315	28,534	1.666,067
1953/54	184,705	122,405	94,492	292,964	560,212	230,187	90,220	210,877	53,538	46,887	38,343	39,067	1.963,897
1954/55	24,806	44,744	192,394	258,069	130,039	86,866	26,642	16,938	22,080	11,433	11,243	22,119	847,374
1955/56	27,743	65,286	81,037	214,458	147,981	183,203	141,927	168,542	99,218	27,901	28,277	29,560	1.215,133
1956/57	41,412	193,115	101,471	144,919	117,998	43,018	86,537	126,870	187,134	27,411	14,153	17,650	1.101,690
1957/58	23,665	93,598	112,141	205,207	74,268	393,985	331,727	67,410	54,832	38,605	16,102	14,062	1.425,604
1958/59	15,980	165,498	287,358	231,163	72,282	157,075	157,028	169,802	50,708	34,392	25,574	47,802	1.414,663
1959/60	130,687	260,178	506,121	246,020	159,777	164,707	108,274	51,101	26,324	20,494	24,285	35,796	1.733,765
1960/61	143,586	181,895	394,746	389,570	219,042	57,700	149,621	76,585	53,217	20,173	25,360	35,301	1.746,795
1961/62	143,207	307,817	169,447	156,065	293,207	204,178	261,322	91,767	63,675	21,600	15,297	19,848	1.747,431
1962/63	21,151	155,543	263,229	220,576	137,506	225,926	210,416	53,642	51,643	31,610	67,614	79,029	1.517,885
1963/64	58,193	115,887	164,917	56,670	126,742	171,560	214,764	31,330	31,413	18,930	22,906	16,433	1.029,745
1964/65	86,465	54,467	302,490	338,191	90,506	298,876	281,812	77,658	33,000	16,313	16,856	60,183	1.656,816
1965/66	116,304	180,269	377,388	168,738	157,967	236,910	173,116	162,286	92,610	49,465	40,023	40,712	1.795,788
1966/67	104,768	408,839	416,069	210,537	92,579	92,097	158,766	92,144	65,337	39,816	29,558	28,939	1.739,448
1967/68	52,565	232,942	335,613	446,676	175,578	175,096	158,729	154,132	92,432	35,590	47,894	36,310	1.943,558
1968/69	25,568	58,007	211,347	152,999	147,393	218,643	248,161	153,162	115,716	64,999	38,689	99,569	1.534,254
1969/70	45,378	39,883	505,303	271,783	274,809	242,121	142,681	169,138	64,738	29,696	35,485	28,730	1.849,746
1970/71	19,382	60,122	80,574	126,824	207,412	256,791	199,339	206,694	135,845	59,991	29,798	36,582	1.419,353
1971/72	23,958	132,510	236,479	357,563	359,598	205,671	240,531	239,591	87,399	31,566	53,186	79,613	2.047,663
1972/73	79,457	106,197	179,887	227,944	362,168	218,220	225,118	185,884	197,095	108,644	107,735	105,445	2.103,794
1973/74	98,331	96,645	195,864	147,173	244,273	235,632	111,186	88,142	24,568	23,041	24,753	32,904	1.322,513
1974/75	237,255	275,905	169,999	150,695	169,566	249,469	287,679	131,777	107,852	53,189	62,827	68,963	1.965,176
1975/76	68,719	226,257	153,364	92,266	244,113	116,724	126,034	47,068	21,494	34,518	22,249	26,791	1.179,598
1976/77	67,536	117,902	136,453	105,019	150,389	100,073	167,019	180,900	166,156	75,547	118,822	60,804	1.446,620
1977/78	63,704	124,745	108,848	227,155	408,849	249,691	227,685	198,222	69,468	66,221	62,629	60,737	1.867,956
1978/79	39,616	14,012	90,463	302,682	255,993	157,098	293,413	120,774	46,776	39,521	22,482	49,466	1.432,295
1979/80	44,675	181,559	56,696	133,690	53,844	207,721	63,524	105,027	58,566	35,536	5,755	15,633	962,226
1980/81	93,060	77,275	315,805	279,688	135,622	119,634	129,395	139,975	60,660	48,783	42,354	38,141	1.480,394
1981/82	41,168	25,708	176,148	134,893	179,953	240,744	66,604	45,762	38,827	38,918	40,965	33,097	1.062,785
1982/83	101,097	139,732	309,314	97,880	181,762	220,916	244,565	79,255	27,118	34,732	84,543	46,420	1.567,333
1983/84	15,790	15,903	86,726	264,439	243,828	117,196	145,712	190,511	97,994	15,318	22,756	33,914	1.250,088
1984/85	65,780	203,120	149,906	227,015	106,295	175,152	90,396	182,824	28,782	14,691	16,435	12,293	1.272,689
1985/86	12,767	26,836	21,931	217,356	227,178	158,630	234,047	77,670	27,618	13,789	22,280	22,030	1.062,131
1986/87	11,523	41,124	128,174	154,847	247,794	96,951	195,588	23,065	29,458	29,995	31,144	17,996	1.007,658
1987/88	53,299	122,957	101,212	209,455	202,337	205,264	249,979	103,504	129,683	59,873	37,714	46,178	1.521,454
1988/89	19,621	14,426	54,893	29,723	41,096	88,499	222,900	55,579	18,100	21,785	26,089	16,415	609,127
1989/90	13,095	37,732	21,291	44,949	50,846	20,281	205,464	48,033	25,277	19,273	17,967	19,507	523,715
1990/91	13,538	42,880	146,262	88,199	43,455	94,312	183,491	255,051	21,484	26,503	16,117	32,838	964,129
1991/92	69,724	202,855	71,366	34,646	35,082	100,529	246,233	65,601	76,921	56,383	42,206	39,552	1.041,099
1992/93	316,684	174,357	270,190	35,330	21,766	69,970	117,864	84,756	41,395	25,622	30,015	57,275	1.245,225
1993/94	114,543	61,870	271,699	239,408	171,177	72,438	282,609	53,018	21,290	18,541	17,155	19,612	1.343,359
1994/95	26,305	57,070	92,932	293,607	89,531	205,499	53,476	38,835	21,695	21,158	28,405	22,752	951,266
1995/96	17,287	17,962	68,487	88,220	219,738	122,616	72,216	53,156	58,322	79,287	37,947	36,934	872,173
1996/97	118,828	221,228	310,283	297,565	65,520	28,544	30,739	48,310	70,567	51,644	31,764	20,713	1.295,704
1997/98	24,517	80,318	213,578	106,936	71,741	102,482	102,037	51,798	31,542	22,284	23,594	36,598	867,425
1998/99	129,016	114,139	143,590	161,245	211,951	153,129	78,871	87,630	24,712	18,601	20,033	29,187	1.172,103
1999/00	24,141	87,120	134,098	40,587	97,865	44,031	153,882	38,169	21,597	28,534	21,924	20,898	712,846
2000/01	109,733	181,475	117,964	183,380	96,977	146,646	96,774	61,691	16,214	20,914	15,890	19,184	1.066,841
2001/02	16,622	30,263	14,251	33,634	106,963	60,263	54,101	51,601	30,542	14,249	16,612	17,233	446,334
2002/03	24,832	89,908	322,190	193,743	348,788	167,568	62,736	62,869	33,604	21,655	26,064	36,650	1.390,607
2003/04	64,034	112,289	179,753	320,025	99,238	210,189	141,209	104,256	23,807	31,815	28,222	41,454	1.356,291
2004/05	27,413	75,197	134,607	139,725	137,473	144,684	204,248	68,561	13,828	13,940	15,251	28,251	1.003,179
2005/06	20,465	111,777	178,507	176,663	36,285	237,723	60,631	38,141	28,905	26,336	26,622	36,878	978,932

914. Río Arga aguas abajo de río Araquil

1940/2005
(hm³)

Serie completa

	Oct	Nov	Dic	Ene	Feb	Mar	Abr	May	Jun	Jul	Ago	Sep	Total
Máximo	316,684	408,839	506,121	488,069	619,997	393,985	331,727	255,051	197,095	121,359	118,822	162,991	2.730,391
Mínimo	11,523	14,012	14,251	27,087	21,766	20,281	26,642	16,938	13,828	7,746	5,755	9,699	446,334
Media	67,682	119,110	191,756	193,041	177,209	156,089	156,743	104,602	58,897	36,391	32,518	40,152	1.334,189

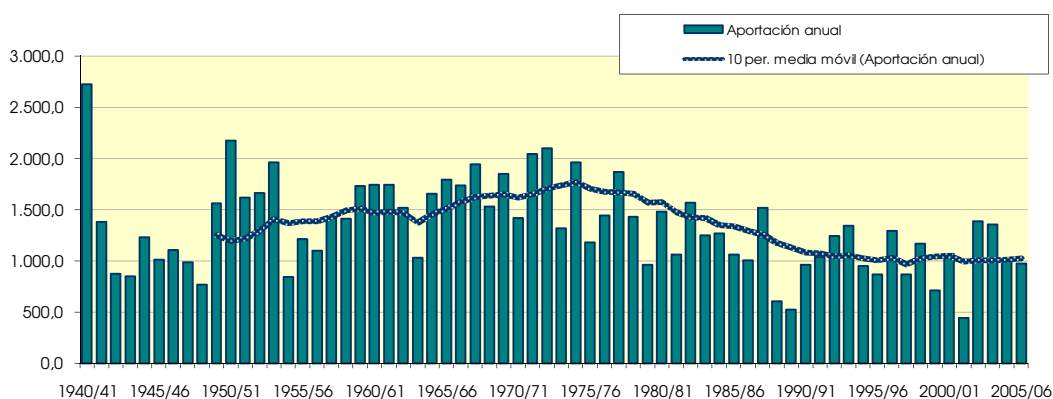
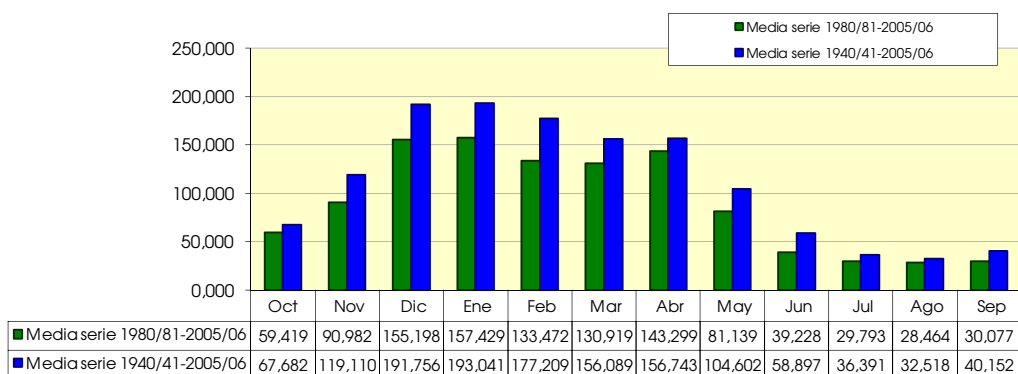
Percentil 1%	12,332	14,281	18,827	28,800	28,748	25,652	29,305	19,707	15,378	10,142	8,541	11,385	496,632
Percentil 5%	14,101	19,899	50,971	34,817	37,488	43,271	53,633	33,032	19,152	14,017	14,428	15,829	726,338
Percentil 10%	16,955	32,907	68,100	44,309	52,345	56,643	59,110	42,298	21,546	15,815	15,996	17,442	859,530
Percentil 25%	24,813	57,304	102,154	111,908	91,024	97,731	90,264	54,126	27,636	21,614	20,528	22,277	1.009,859
Percentil 50%	50,856	101,421	161,531	181,670	154,178	155,102	151,083	84,926	50,920	31,980	26,077	33,807	1.309,108
Desviación típica	58,607	82,746	120,889	105,867	122,133	78,311	79,485	63,116	41,075	21,195	20,688	26,355	435,114
Coef. variación	0,866	0,695	0,630	0,548	0,689	0,502	0,507	0,603	0,697	0,582	0,636	0,656	0,326

1980/2005
(hm³)

Serie para asignación y reserva

	Oct	Nov	Dic	Ene	Feb	Mar	Abr	May	Jun	Jul	Ago	Sep	Total
Máximo	316,684	221,228	322,190	320,025	348,788	240,744	282,609	255,051	129,683	79,287	84,543	57,275	1.567,333
Mínimo	11,523	14,426	14,251	29,723	21,766	20,281	30,739	23,065	13,828	13,789	15,251	12,293	446,334
Media	59,419	90,982	155,198	157,429	133,472	130,919	143,299	81,139	39,228	29,793	28,464	30,077	1.079,419

Percentil 1%	11,834	14,796	16,011	30,701	25,095	22,347	36,424	26,834	14,424	13,827	15,411	13,323	465,679
Percentil 5%	12,849	16,418	21,451	33,887	35,383	32,415	53,633	38,148	16,685	14,017	15,946	16,619	545,068
Percentil 10%	13,317	21,835	38,412	34,988	38,691	52,147	57,366	38,502	19,695	14,470	16,276	17,614	660,987
Percentil 25%	17,871	38,580	88,277	88,204	67,075	89,952	73,880	49,133	22,223	18,769	18,483	19,887	954,482
Percentil 50%	26,859	78,796	139,099	158,046	106,629	121,125	135,302	62,280	28,843	23,953	26,077	31,012	1.062,458
Desviación típica	65,314	63,595	95,529	92,883	83,739	64,108	75,597	54,578	27,673	16,664	14,298	11,330	296,160
Coef. variación	1,099	0,699	0,616	0,590	0,627	0,490	0,528	0,673	0,705	0,559	0,502	0,377	0,274



915. Río Arga medio-bajo (aguas arriba de río Aragon)

(hm ²)	Oct	Nov	Dic	Ene	Feb	Mar	Abr	May	Jun	Jul	Ago	Sep	Total
1940/41	267,943	180,900	567,641	601,762	731,722	239,345	108,100	225,916	114,013	135,800	63,200	29,800	3.266,142
1941/42	34,600	78,000	120,018	442,672	237,399	146,200	369,861	75,300	22,300	36,635	25,400	80,085	1.668,469
1942/43	43,404	42,600	80,789	203,123	227,570	61,500	54,100	110,992	60,245	37,231	23,297	71,470	1.016,320
1943/44	74,178	121,968	137,100	31,800	184,511	91,125	111,508	26,400	91,985	48,654	23,300	37,614	980,142
1944/45	114,545	105,646	182,613	409,453	93,585	131,636	95,550	105,980	65,077	47,281	53,553	33,077	1.437,995
1945/46	30,333	47,291	174,123	53,307	80,615	64,586	205,724	320,541	127,681	65,172	41,009	27,356	1.237,737
1946/47	40,290	99,844	273,282	126,266	174,796	193,207	70,336	105,875	56,398	37,581	43,054	104,843	1.325,772
1947/48	91,018	94,619	200,126	225,780	83,503	42,852	111,422	96,957	57,609	35,499	32,270	71,040	1.142,695
1948/49	65,270	59,877	56,556	79,134	36,853	126,952	64,321	91,251	40,426	28,564	25,538	197,496	872,238
1949/50	165,100	308,700	269,300	180,300	215,900	174,300	338,000	79,400	42,600	9,200	11,100	10,500	1.804,400
1950/51	39,500	84,200	512,300	331,900	463,400	438,000	187,200	295,900	116,500	41,600	52,600	40,000	2.603,100
1951/52	51,500	135,200	165,700	291,900	511,500	200,300	293,100	92,400	34,700	61,300	24,400	28,500	1.890,500
1952/53	75,900	312,100	383,600	351,800	264,500	152,900	111,800	79,100	110,100	57,400	25,300	31,400	1.955,900
1953/54	215,600	141,600	111,300	345,600	645,400	295,000	106,800	238,700	62,000	52,700	42,000	42,500	2.299,200
1954/55	27,700	53,400	219,800	310,500	166,500	104,600	31,400	19,000	25,200	13,400	12,400	23,700	1.007,600
1955/56	34,400	78,300	94,000	251,900	178,100	230,900	163,400	211,600	113,300	31,900	30,900	32,700	1.451,400
1956/57	46,700	212,400	117,000	162,300	131,800	51,000	99,500	144,700	222,500	33,100	16,200	19,300	1.256,500
1957/58	26,700	101,300	122,500	237,200	91,100	465,100	381,100	82,500	64,700	44,500	18,200	16,300	1.651,200
1958/59	18,000	180,900	343,100	267,400	87,100	192,800	182,400	209,900	58,300	38,500	28,200	62,800	1.669,400
1959/60	160,500	329,900	611,100	317,300	200,700	216,700	124,500	58,100	28,600	21,700	26,000	40,100	2.135,200
1960/61	172,300	215,300	474,900	462,300	253,700	66,700	175,500	93,500	60,100	24,700	29,600	45,100	2.073,700
1961/62	174,000	393,100	207,300	189,500	382,700	264,700	312,800	110,900	73,300	24,600	17,000	22,900	2.172,800
1962/63	25,600	180,900	299,800	267,500	164,800	263,500	259,600	64,600	62,500	37,200	78,600	90,400	1.795,000
1963/64	67,400	133,600	195,300	66,200	147,300	206,800	254,500	38,000	35,300	20,700	24,200	18,100	1.207,400
1964/65	102,700	69,800	345,400	402,100	115,800	367,700	317,000	90,000	37,500	18,000	18,000	67,500	1.951,500
1965/66	138,900	212,100	421,200	210,800	207,700	289,700	214,300	190,100	107,300	55,200	43,400	43,600	2.134,300
1966/67	126,300	483,400	467,800	248,300	112,400	105,600	187,900	106,200	72,700	43,900	32,100	31,000	2.017,600
1967/68	61,700	304,500	395,100	499,500	215,900	219,400	210,200	186,000	110,000	42,600	57,400	40,400	2.342,700
1968/69	28,000	70,900	242,200	179,300	170,800	273,200	321,100	186,600	147,300	74,800	42,400	123,600	1.860,200
1969/70	54,700	46,400	560,200	359,600	340,800	274,500	157,700	185,500	72,200	33,200	38,700	31,200	2.154,700
1970/71	21,900	67,700	91,900	148,600	225,500	289,400	251,600	264,100	164,700	69,200	33,100	43,000	1.670,700
1971/72	27,300	145,800	266,000	423,200	437,100	247,100	268,500	272,500	105,500	36,700	58,300	101,400	2.389,400
1972/73	97,300	137,300	218,600	268,800	414,800	248,900	263,700	224,600	233,600	125,300	119,700	114,100	2.466,700
1973/74	107,600	103,200	206,500	162,500	267,000	269,500	127,300	98,800	27,800	25,900	27,400	35,600	1.459,100
1974/75	256,700	311,300	191,500	172,100	206,000	286,800	348,300	174,700	128,400	60,200	68,000	81,200	2.285,200
1975/76	77,000	263,300	196,400	109,800	291,800	136,900	146,800	58,100	25,100	39,000	26,400	30,400	1.401,000
1976/77	75,700	131,800	159,200	127,500	174,700	117,700	191,700	212,100	205,900	86,200	130,100	65,800	1.678,400
1977/78	78,400	137,100	127,300	281,000	467,100	287,300	283,100	229,300	81,200	73,300	66,700	63,500	2.175,300
1978/79	41,600	15,900	105,300	376,600	317,300	187,600	347,700	152,500	56,693	45,183	24,740	53,689	1.724,804
1979/80	53,500	210,500	70,500	156,900	69,700	269,200	78,400	123,200	71,200	41,534	7,000	17,199	1.168,833
1980/81	109,800	97,300	368,700	317,300	159,600	144,900	166,500	174,600	72,000	54,100	45,500	40,800	1.751,100
1981/82	46,000	29,300	206,100	159,700	206,500	273,800	79,000	51,600	42,100	42,000	43,600	37,700	1.217,400
1982/83	113,300	168,000	373,800	116,400	223,600	261,000	293,400	94,800	32,000	41,400	104,300	54,900	1.876,900
1983/84	18,200	21,000	109,700	295,600	283,200	148,000	171,300	223,500	116,100	18,600	25,100	36,700	1.467,000
1984/85	77,600	266,600	177,400	268,000	126,500	205,600	106,100	216,600	34,600	16,900	17,900	13,100	1.526,900
1985/86	14,400	30,500	25,400	239,700	259,700	177,000	267,500	90,200	31,300	15,200	23,700	24,200	1.198,800
1986/87	13,400	45,000	139,700	177,600	281,800	113,700	223,500	27,700	33,500	33,400	33,400	19,100	1.141,800
1987/88	71,000	141,100	127,900	256,500	235,900	236,100	335,300	134,400	173,200	74,000	43,700	50,100	1.879,200
1988/89	22,100	16,200	60,600	33,900	48,000	100,200	261,700	67,700	21,300	24,200	31,300	19,400	706,600
1989/90	14,900	47,300	27,300	52,200	56,900	22,700	225,900	59,100	30,900	22,000	19,600	21,900	600,700
1990/91	16,700	49,400	164,600	102,400	51,900	106,200	229,600	283,400	26,700	29,700	17,400	38,300	1.116,300
1991/92	86,100	237,200	84,700	39,300	37,800	115,400	276,100	78,000	92,000	65,100	48,300	45,000	1.205,000
1992/93	355,000	199,900	314,000	44,400	25,400	78,100	136,700	102,700	49,300	29,400	33,300	63,300	1.431,500
1993/94	134,200	72,000	309,600	276,700	191,200	81,700	307,600	63,900	25,500	20,900	18,500	21,100	1.522,900
1994/95	34,000	67,200	108,400	337,500	107,700	234,600	61,600	42,900	23,800	22,600	29,900	24,100	1.094,300
1995/96	18,600	22,900	96,200	116,900	274,300	157,100	90,400	61,200	64,348	86,329	41,923	40,194	1.070,394
1996/97	126,100	240,800	378,100	389,200	81,500	33,900	36,800	58,800	85,700	60,900	40,200	24,100	1.556,100
1997/98	27,400	99,200	260,700	126,800	89,000	121,500	116,100	59,600	37,200	25,000	25,700	41,400	1.029,600
1998/99	139,400	126,500	159,900	178,000	236,400	178,700	92,700	103,700	29,700	23,300	23,300	35,900	1.327,500
1999/00	29,900	99,900	151,900	47,900	105,100	50,500	182,400	48,500	25,700	31,600	24,500	22,800	820,700
2000/01	126,300	218,500	147,900	232,700	115,200	187,500	113,600	70,400	18,400	23,100	17,400	23,300	1.294,300
2001/02	22,400	36,100	17,300	39,300	118,600	71,200	62,300	57,600	34,400	16,000	17,700	18,500	511,400
2002/03	26,900	99,800	376,200	241,900	442,800	214,100	78,700	71,200	38,900	24,200	28,300	43,700	1.686,700
2003/04	77,700	135,700	206,500	367,600	129,500	265,300	186,800	121,100	27,300	37,200	32,000	47,500	1.634,200
2004/05	32,200	83,200	151,200	157,700	159,600	164,600	232,400	79,700	17,700	16,300	16,500	30,600	1.141,700
2005/06	27,700	130,400	209,300	205,300	45,700	281,500	84,800	47,400	34,100	30,500	29,400	44,600	1.170,700

915. Río Arga medio-bajo (aguas arriba de río Aragon)

1940/2005
(hm³)

Serie completa

	Oct	Nov	Dic	Ene	Feb	Mar	Abr	May	Jun	Jul	Ago	Sep	Total
Máximo	355,000	483,400	611,100	601,762	731,722	465,100	381,100	320,541	233,600	135,800	130,100	197,496	3.266,142
Mínimo	13,400	15,900	17,300	31,800	25,400	22,700	31,400	19,000	17,700	9,200	7,000	10,500	511,400
Media	78,683	139,146	223,295	229,606	210,346	186,608	187,070	124,577	69,853	41,501	36,260	45,493	1.572,439

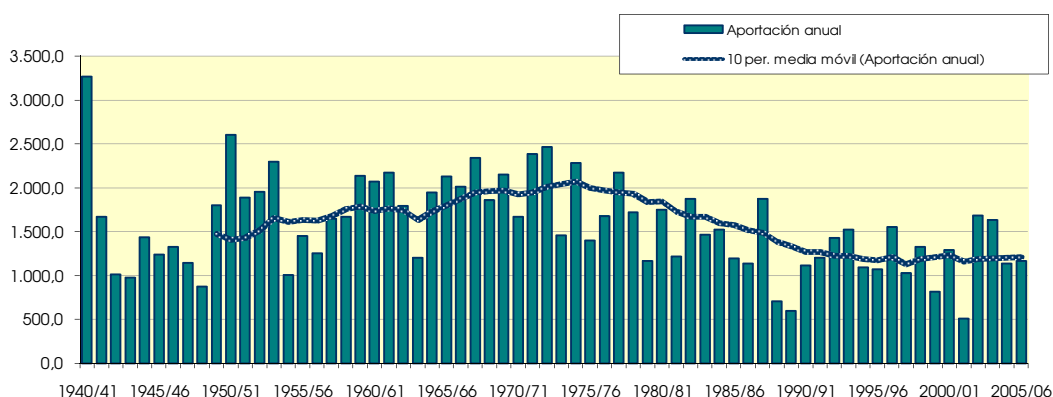
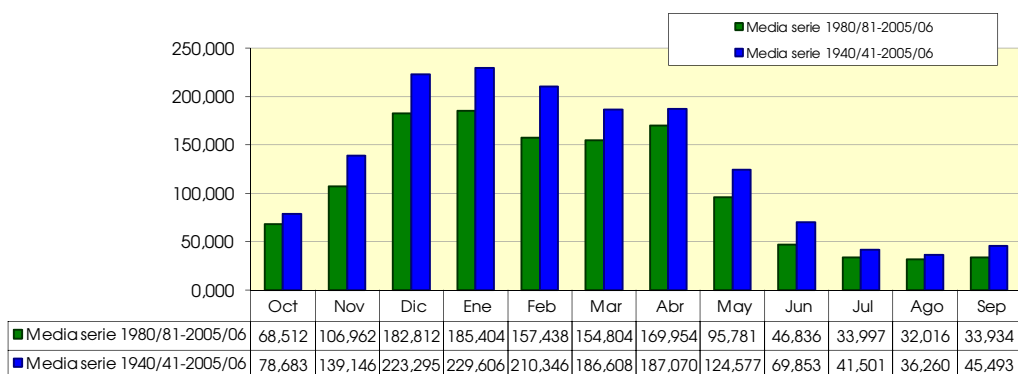
Percentil 1%	14,050	16,095	22,565	33,165	32,844	29,980	34,910	23,810	18,155	11,930	9,665	12,190	569,445
Percentil 5%	17,025	24,500	57,567	40,575	46,275	50,625	61,775	39,225	22,675	16,075	16,275	17,424	833,585
Percentil 10%	20,250	39,350	82,744	52,753	63,300	65,643	74,368	50,050	25,350	18,300	17,400	19,200	1.011,960
Percentil 25%	27,775	68,225	120,639	132,775	108,875	114,125	107,125	65,375	32,375	24,300	23,400	24,125	1.177,725
Percentil 50%	58,200	113,807	193,400	229,240	181,306	187,550	182,400	97,879	57,955	36,950	29,500	38,000	1.524,900
Desviación típica	67,761	98,781	140,315	127,183	143,668	94,295	94,829	75,629	50,254	24,150	23,298	31,191	523,702
Coef. variación	0,861	0,710	0,628	0,554	0,683	0,505	0,507	0,607	0,719	0,582	0,643	0,686	0,333

1980/2005
(hm³)

Serie para asignación y reserva

	Oct	Nov	Dic	Ene	Feb	Mar	Abr	May	Jun	Jul	Ago	Sep	Total
Máximo	355,000	266,600	378,100	389,200	442,800	281,500	335,300	283,400	173,200	86,329	104,300	63,300	1.879,200
Mínimo	13,400	16,200	17,300	33,900	25,400	22,700	36,800	27,700	17,700	15,200	16,500	13,100	511,400
Media	68,512	106,962	182,812	185,404	157,438	154,804	169,954	95,781	46,836	33,997	32,016	33,934	1.268,450

Percentil 1%	13,650	17,400	19,325	35,250	28,500	25,500	43,000	31,500	17,875	15,400	16,725	14,450	533,725
Percentil 5%	14,525	21,475	25,875	39,300	39,775	38,050	61,775	44,025	19,125	16,075	17,400	18,650	627,175
Percentil 10%	15,800	26,100	43,950	41,850	46,850	60,850	70,500	47,950	22,550	16,600	17,550	19,250	763,650
Percentil 25%	22,175	45,575	108,725	105,900	83,375	101,700	90,975	58,875	26,850	22,150	20,525	22,925	1.099,800
Percentil 50%	33,100	98,250	155,900	177,800	128,000	152,550	168,900	70,800	33,800	27,200	28,850	36,300	1.211,200
Desviación típica	72,852	75,369	112,421	109,524	101,055	76,423	87,886	62,884	35,565	19,071	17,704	12,985	363,725
Coef. variación	1,063	0,705	0,615	0,591	0,642	0,494	0,517	0,657	0,759	0,561	0,553	0,383	0,287



916. Río Aragón bajo

(hm ²)	Oct	Nov	Dic	Ene	Feb	Mar	Abr	May	Jun	Jul	Ago	Sep	Total
1940/41	442,160	388,264	923,812	1.026,077	1.434,479	568,087	420,501	619,693	418,134	249,813	152,434	109,382	6.752,836
1941/42	111,683	243,104	241,806	834,413	452,643	475,678	952,261	293,871	143,683	121,141	117,626	227,383	4.215,290
1942/43	156,190	157,302	193,056	579,270	514,603	256,589	296,856	327,422	146,278	144,054	91,971	213,775	3.077,366
1943/44	257,546	357,469	308,204	94,493	293,198	229,206	267,519	199,908	194,870	119,212	112,639	140,783	2.575,047
1944/45	299,008	279,953	494,992	692,477	468,996	378,063	217,415	209,915	170,256	118,055	184,114	106,978	3.620,223
1945/46	99,428	121,601	491,226	127,332	162,733	174,241	514,081	901,443	279,633	149,913	101,399	85,354	3.208,383
1946/47	110,861	215,226	655,447	359,036	600,435	773,076	242,441	344,821	164,675	121,174	149,602	218,431	3.955,226
1947/48	194,536	219,223	411,122	790,402	503,447	128,489	289,613	296,609	143,429	92,880	78,876	159,638	3.008,264
1948/49	128,382	120,423	137,115	173,976	85,321	214,172	120,494	209,235	95,428	65,052	69,318	419,895	1.838,811
1949/50	279,566	695,381	537,639	322,211	581,237	383,990	601,771	258,855	153,554	61,634	59,778	46,571	3.982,188
1950/51	99,043	261,770	921,912	811,063	937,007	1.042,194	469,103	631,019	283,217	146,979	130,148	112,285	5.845,742
1951/52	161,836	336,177	412,461	690,928	1.092,940	720,741	837,526	334,248	134,909	148,190	108,054	79,563	5.057,573
1952/53	207,827	759,291	960,201	639,027	537,689	377,255	317,397	200,147	407,234	134,240	65,753	96,144	4.702,204
1953/54	389,396	244,807	274,495	606,106	1.189,363	877,813	279,957	628,647	188,351	126,177	101,268	77,704	4.984,083
1954/55	87,499	157,907	484,755	1.012,805	533,034	248,495	124,357	109,659	187,888	96,647	52,554	62,871	3.158,471
1955/56	131,294	175,832	401,537	727,351	349,600	775,624	613,977	674,536	326,733	133,726	124,667	140,633	4.575,510
1956/57	107,914	299,567	203,303	271,411	309,264	157,817	253,230	336,787	827,099	135,742	82,095	68,355	3.052,585
1957/58	72,539	147,547	198,725	531,542	212,974	1.127,227	813,834	258,887	230,303	147,890	85,017	107,348	3.933,835
1958/59	88,687	273,344	833,386	535,583	207,939	599,596	514,424	517,987	232,637	146,501	127,033	369,289	4.446,405
1959/60	459,918	939,102	1.724,221	847,554	673,460	756,992	349,526	340,336	226,949	91,126	84,610	128,685	6.622,479
1960/61	889,191	857,069	1.148,752	1.306,559	962,215	278,955	596,565	292,507	259,237	87,556	105,136	221,733	7.005,475
1961/62	411,967	1.130,171	516,811	620,637	784,840	929,031	911,933	311,284	212,928	80,601	48,374	67,395	6.025,974
1962/63	81,572	443,263	830,508	873,942	465,012	822,949	833,105	272,416	266,769	165,043	364,089	211,855	5.630,523
1963/64	146,342	480,243	536,308	136,299	481,798	676,175	910,272	212,807	138,369	71,322	59,992	58,533	3.908,461
1964/65	283,363	220,239	674,675	907,933	295,899	921,343	610,664	276,449	148,840	76,544	62,103	290,736	4.768,788
1965/66	352,391	627,700	1.183,503	644,555	765,975	543,855	630,470	566,379	298,808	148,080	99,195	86,608	5.947,517
1966/67	436,733	1.290,551	1.004,541	482,186	286,096	426,074	467,305	322,747	221,224	138,485	95,458	67,923	5.239,323
1967/68	131,850	817,674	729,693	916,559	527,060	455,201	537,196	547,909	277,618	133,345	146,067	137,966	5.358,138
1968/69	84,942	264,301	567,354	427,395	385,923	894,127	940,749	606,974	427,176	215,424	111,112	277,522	5.202,999
1969/70	131,871	126,954	1.038,720	929,061	706,113	521,685	353,894	470,577	289,630	131,746	103,606	77,400	4.881,258
1970/71	90,138	207,597	172,578	361,954	583,665	547,099	798,763	842,834	482,747	232,352	113,891	134,987	4.568,604
1971/72	99,839	241,577	457,673	755,471	1.068,706	540,667	615,106	620,149	333,480	156,426	140,899	231,806	5.261,799
1972/73	184,860	326,198	543,281	633,004	728,711	438,039	481,554	514,288	451,075	217,278	186,474	165,664	4.870,426
1973/74	157,778	201,740	360,215	358,982	561,011	750,690	381,559	324,147	210,130	124,721	86,536	125,473	3.642,982
1974/75	518,200	817,622	347,043	403,561	411,819	620,689	843,020	569,522	340,759	157,437	143,065	185,010	5.357,747
1975/76	152,856	476,178	410,726	191,139	642,136	349,313	403,158	268,902	131,956	128,247	99,507	124,817	3.378,934
1976/77	371,356	478,263	536,396	499,177	560,156	290,535	404,803	552,008	598,550	255,684	267,267	135,906	4.950,102
1977/78	288,514	286,344	369,081	602,746	1.304,870	806,453	688,110	690,416	321,542	201,111	143,124	117,187	5.819,497
1978/79	86,938	38,695	263,228	1.130,737	1.130,250	492,405	814,869	605,507	463,258	163,338	94,864	129,184	5.413,274
1979/80	225,308	453,357	229,702	381,059	259,372	701,793	260,187	467,953	271,059	110,517	41,622	46,686	3.448,615
1980/81	425,717	308,729	897,006	835,549	359,450	455,992	442,206	468,478	193,084	117,042	89,657	90,427	4.683,338
1981/82	141,765	84,972	942,652	537,500	547,386	668,414	234,264	215,135	167,951	97,898	93,704	87,884	3.819,526
1982/83	406,384	560,576	1.114,680	299,960	573,871	573,397	788,571	343,076	174,509	112,429	164,926	95,682	5.208,061
1983/84	36,654	97,918	295,814	628,294	629,985	371,138	496,562	653,496	431,397	109,275	67,770	82,832	3.901,135
1984/85	237,974	934,646	403,802	615,108	459,250	457,443	400,763	557,347	188,915	79,778	40,810	29,770	4.405,606
1985/86	31,756	105,018	97,368	518,472	618,379	468,966	680,513	463,840	153,880	65,646	46,332	63,644	3.313,815
1986/87	64,023	181,622	339,639	412,492	589,505	272,854	686,438	123,044	101,505	112,262	66,234	38,497	2.988,115
1987/88	381,341	268,489	335,793	801,517	708,126	510,404	931,328	401,583	524,339	238,128	93,482	89,418	5.283,948
1988/89	71,675	46,630	112,888	72,831	106,205	265,653	647,526	255,946	90,445	60,668	79,681	44,906	1.855,053
1989/90	43,015	172,820	132,926	120,074	227,162	89,892	505,290	251,227	146,654	70,013	52,366	58,657	1.870,095
1990/91	138,248	216,118	415,004	318,540	149,427	338,445	522,444	614,377	125,870	67,131	41,637	110,992	3.058,232
1991/92	227,150	627,584	205,425	92,204	91,218	221,743	693,110	210,832	252,450	154,118	133,823	116,543	3.026,202
1992/93	892,733	447,363	870,925	134,641	66,839	145,689	316,546	355,191	154,579	78,938	62,699	181,166	3.707,310
1993/94	446,664	203,287	701,848	757,916	489,175	272,415	689,526	337,746	117,466	64,594	43,640	64,260	4.188,535
1994/95	168,409	334,662	296,146	779,673	354,733	599,840	182,902	195,861	89,754	61,460	51,350	51,563	3.166,353
1995/96	44,441	94,602	619,428	469,051	699,777	374,828	265,872	281,991	194,121	199,650	149,374	152,519	3.545,657
1996/97	174,063	545,618	1.096,006	973,942	234,036	131,473	121,513	233,557	276,404	240,566	159,784	87,989	4.274,950
1997/98	67,879	313,522	853,339	427,630	200,050	281,438	452,562	274,074	178,809	93,001	68,730	131,125	3.342,158
1998/99	285,059	271,028	323,475	393,892	443,819	420,698	361,091	479,401	109,800	83,165	68,529	181,985	3.421,943
1999/00	198,552	295,308	367,766	141,179	244,788	133,772	623,661	344,059	201,613	88,597	62,078	45,928	2.747,301
2000/01	439,962	762,734	518,179	832,009	346,746	809,006	360,946	346,439	117,513	82,642	48,218	45,534	4.709,927
2001/02	115,112	100,377	59,658	95,393	270,598	258,224	194,020	152,307	161,849	73,482	87,154	84,884	1.653,057
2002/03	148,169	502,563	1.022,783	774,028	1.053,587	602,706	227,351	181,418	103,925	85,434	71,148	229,920	5.003,033
2003/04	437,797	500,474	563,691	793,315	495,609	664,721	592,955	321,133	116,562	91,966	99,742	99,131	4.777,096
2004/05	203,886	182,858	342,215	289,415	251,025	310,026	537,776	262,743	100,178	56,494	45,983	71,176	2.653,775
2005/06	188,878	361,461	413,688	426,008	206,712	751,593	361,090	211,641	167,190	109,261	71,240	219,232	3.487,994

916. Río Aragón bajo

1940/2005

(hm³)

Serie completa

	Oct	Nov	Dic	Ene	Feb	Mar	Abr	May	Jun	Jul	Ago	Sep	Total
Máximo	892,733	1.290,551	1.724,221	1.306,559	1.434,479	1.127,227	952,261	901,443	827,099	255,684	364,089	419,895	7.005,475
Mínimo	31,756	38,695	59,658	72,831	66,839	89,892	120,494	109,659	89,754	56,494	40,810	29,770	1.653,057
Media	227,707	374,242	546,551	557,222	517,719	495,806	504,491	387,360	238,503	124,834	100,779	127,593	4.202,806

Percentil 1%	34,940	43,853	84,169	85,423	78,852	114,980	121,156	118,359	90,203	59,207	41,338	35,443	1.773,797
Percentil 5%	49,337	95,431	133,974	101,563	117,010	136,751	185,682	185,029	100,509	62,374	44,225	45,632	2.046,333
Percentil 10%	72,107	112,720	195,891	135,470	201,749	194,206	230,807	204,691	113,181	66,389	48,296	49,124	2.867,708
Percentil 25%	101,858	187,579	312,022	358,996	274,473	279,576	316,759	258,863	146,372	83,733	65,873	72,732	3.320,901
Percentil 50%	165,123	283,149	471,214	558,385	485,487	463,205	489,058	335,517	193,602	118,633	92,727	108,365	4.201,913
Desviación típica	176,269	271,066	333,508	290,741	309,765	249,317	229,891	178,859	137,966	51,347	53,878	77,930	1.214,912
Coef. variación	0,774	0,724	0,610	0,522	0,598	0,503	0,456	0,462	0,578	0,411	0,535	0,611	0,289

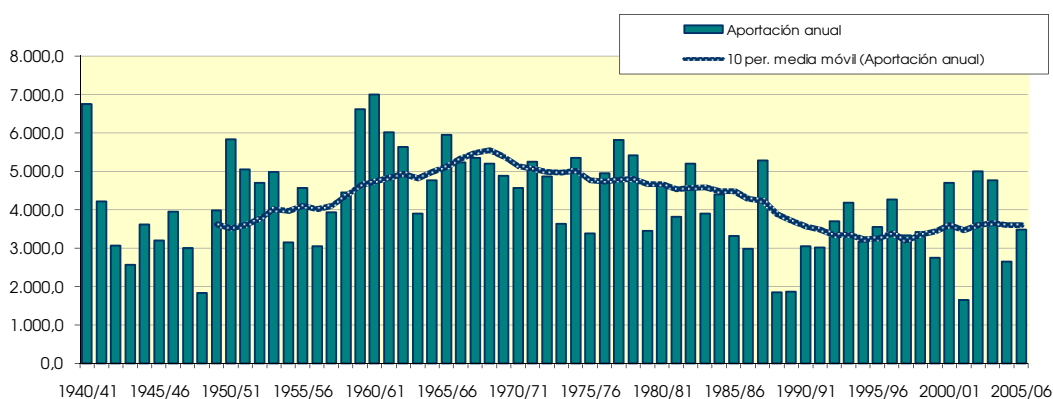
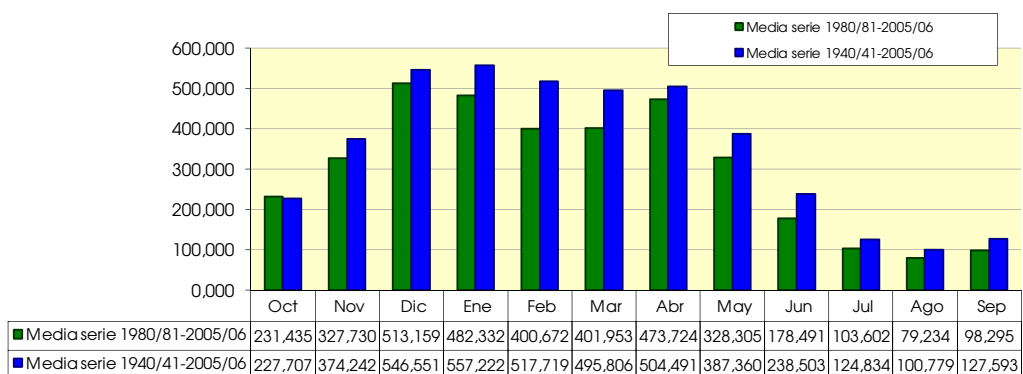
1980/2005

(hm³)

Serie para asignación y reserva

	Oct	Nov	Dic	Ene	Feb	Mar	Abr	May	Jun	Jul	Ago	Sep	Total
Máximo	892,733	934,646	1.114,680	973,942	1.053,587	809,006	931,328	653,496	524,339	240,566	164,926	229,920	5.283,948
Mínimo	31,756	46,630	59,658	72,831	66,839	89,892	121,513	123,044	89,754	56,494	40,810	29,770	1.653,057
Media	231,435	327,730	513,159	482,332	400,672	401,953	473,724	328,305	178,491	103,602	79,234	98,295	3.618,931

Percentil 1%	32,981	56,215	69,086	77,674	72,934	100,287	136,860	130,360	89,927	57,538	41,017	31,952	1.703,556
Percentil 5%	38,244	87,379	101,248	93,001	94,965	132,047	185,682	159,585	92,878	60,866	42,138	40,099	1.858,813
Percentil 10%	43,728	96,260	122,907	107,734	127,816	139,730	210,685	188,639	100,841	63,027	44,811	45,220	2.261,935
Percentil 25%	82,534	175,020	302,978	292,051	228,881	267,344	327,646	219,741	116,788	70,880	51,604	59,904	3.034,209
Percentil 50%	181,471	283,168	408,745	448,341	357,092	372,983	474,562	301,562	158,214	87,015	68,629	87,936	3.516,826
Desviación típica	193,923	225,752	324,840	278,172	235,177	200,143	208,212	139,986	100,889	50,622	36,202	54,631	1.012,016
Coef. variación	0,838	0,689	0,633	0,577	0,587	0,498	0,440	0,426	0,565	0,489	0,457	0,556	0,280



917. Río Aragón aguas arriba del río Subordán

(hm ²)	Oct	Nov	Dic	Ene	Feb	Mar	Abr	May	Jun	Jul	Ago	Sep	Total
1940/41	27.019	24.301	15.529	20.828	67.884	43.444	45.261	50.685	59.406	29.455	15.022	9.406	408.241
1941/42	8.439	15.887	7.124	13.005	7.934	26.340	100.706	38.612	28.894	19.767	30.613	33.081	330.402
1942/43	20.160	16.274	15.592	35.783	17.979	24.781	47.335	25.681	18.461	25.870	14.147	29.541	291.607
1943/44	19.877	11.085	14.150	5.503	7.121	6.525	20.274	33.987	18.949	11.118	22.528	16.830	187.946
1944/45	17.578	11.892	11.938	29.710	14.606	28.829	20.146	16.186	21.637	12.850	31.554	15.746	232.672
1945/46	10.772	10.955	40.160	6.000	7.800	7.513	33.365	60.145	28.093	17.101	10.592	10.904	243.400
1946/47	14.967	19.701	22.610	9.505	27.565	93.627	27.629	54.063	29.271	23.084	29.100	28.308	379.430
1947/48	19.181	18.596	16.856	48.702	8.277	13.801	25.162	25.723	16.131	9.485	6.392	18.328	226.634
1948/49	8.534	6.121	13.432	7.609	3.044	3.980	4.367	20.252	10.510	5.253	8.865	37.361	129.328
1949/50	14.178	53.096	22.839	13.691	28.451	16.410	13.055	26.010	23.874	9.332	8.907	6.209	236.052
1950/51	9.833	42.045	27.620	39.960	34.888	57.255	41.977	50.620	29.374	24.699	17.142	15.513	390.925
1951/52	21.310	39.879	34.061	19.179	26.947	50.579	52.837	28.849	19.991	19.493	20.261	8.509	341.896
1952/53	21.639	44.631	48.018	15.262	12.129	17.595	33.098	27.076	38.395	8.560	7.123	10.076	283.601
1953/54	14.116	8.725	20.112	11.578	15.994	39.299	24.947	34.526	29.790	13.015	4.935	3.559	220.595
1954/55	8.281	15.320	18.888	84.647	37.452	21.126	22.091	26.658	56.803	24.245	9.840	7.732	333.084
1955/56	13.148	14.507	42.230	26.079	10.140	34.708	44.873	71.848	36.920	25.644	24.407	21.405	365.909
1956/57	5.081	3.412	6.352	2.373	13.828	16.535	14.682	31.608	70.873	19.160	15.461	7.713	207.079
1957/58	6.280	5.584	4.955	13.688	11.621	35.182	22.093	46.754	44.756	26.379	13.415	26.584	257.290
1958/59	11.470	7.919	39.555	8.953	11.204	35.282	35.512	39.106	34.375	26.359	19.348	73.120	342.203
1959/60	22.307	43.695	84.156	45.033	61.309	55.609	43.201	83.855	59.690	14.720	8.259	18.821	540.656
1960/61	115.176	84.790	30.085	44.875	73.833	34.015	46.332	28.957	46.520	10.264	13.607	25.365	553.819
1961/62	39.035	76.230	40.647	62.946	21.849	70.457	69.517	44.690	31.988	11.594	2.714	2.684	474.353
1962/63	6.853	18.760	27.674	42.476	16.398	49.261	83.707	49.893	53.301	37.852	54.462	14.294	454.931
1963/64	12.996	94.627	34.026	7.615	39.424	36.635	68.703	50.382	34.043	13.505	7.955	9.366	409.278
1964/65	30.008	19.701	16.674	32.335	19.220	54.282	27.329	37.496	23.241	9.210	6.906	40.757	317.159
1965/66	48.124	74.378	65.900	61.379	76.142	28.866	77.011	83.257	47.836	21.253	10.694	6.648	601.486
1966/67	72.341	129.995	40.193	24.187	25.453	68.758	38.835	54.132	38.562	25.481	15.665	5.600	539.202
1967/68	12.776	76.698	20.774	27.677	27.400	20.879	56.047	68.800	40.466	22.284	17.724	20.859	412.382
1968/69	7.666	34.475	32.098	32.234	20.144	78.558	84.156	98.579	47.482	34.888	12.804	24.213	507.297
1969/70	11.926	17.186	30.133	77.629	26.633	21.470	30.331	66.749	64.869	24.027	13.043	5.784	389.779
1970/71	20.169	38.230	9.565	22.948	34.879	20.615	95.461	120.806	77.134	30.225	19.500	17.924	507.455
1971/72	14.848	6.664	14.625	16.876	66.995	41.815	40.987	60.255	61.612	31.844	19.807	20.216	396.544
1972/73	18.218	34.353	32.642	31.546	16.640	17.466	36.579	74.526	45.896	23.123	17.770	9.222	357.981
1973/74	11.187	23.697	17.035	32.598	24.146	52.820	35.413	59.260	61.220	25.823	13.398	16.096	372.694
1974/75	17.213	62.922	14.429	30.151	20.900	29.925	60.348	62.323	49.990	26.964	22.355	23.176	420.696
1975/76	14.844	16.385	21.039	8.295	22.713	19.400	30.319	51.868	26.556	21.368	16.704	22.549	272.042
1976/77	57.339	48.456	64.200	37.888	49.914	28.589	39.216	49.651	76.933	45.422	34.288	13.048	544.944
1977/78	59.333	14.373	31.429	23.438	108.960	49.314	44.538	90.864	71.925	38.228	21.054	10.323	563.779
1978/79	6.915	1.850	34.698	86.718	113.763	38.694	49.832	126.317	112.427	33.210	16.394	15.471	636.290
1979/80	40.065	18.438	12.893	15.776	17.591	28.942	25.613	45.543	47.403	12.968	4.181	5.865	275.279
1980/81	41.508	26.619	21.324	29.997	10.528	41.012	35.010	44.875	31.053	13.156	9.698	10.698	315.480
1981/82	13.198	5.322	117.497	32.658	20.712	25.873	32.474	41.081	37.781	14.777	11.163	7.484	360.021
1982/83	43.240	63.413	71.923	21.390	24.203	25.566	39.624	53.109	43.621	17.510	8.692	4.530	416.821
1983/84	1.132	15.951	26.007	21.423	20.585	22.923	47.944	40.716	71.968	22.993	7.220	4.611	303.472
1984/85	23.517	95.799	22.353	36.644	57.685	19.089	55.558	45.093	36.640	15.052	3.352	2.120	412.902
1985/86	2.196	22.316	13.487	19.044	31.857	27.559	45.356	99.002	34.726	9.012	2.058	7.467	314.081
1986/87	9.142	24.310	12.834	15.388	18.705	16.094	75.766	17.260	13.175	17.616	4.834	2.774	227.897
1987/88	72.378	10.322	31.702	53.818	47.487	20.713	76.388	54.423	54.982	30.207	7.321	5.788	465.529
1988/89	8.614	4.987	3.791	2.691	3.636	19.927	28.406	36.294	12.868	5.690	9.552	4.402	140.858
1989/90	5.944	24.030	29.517	8.606	29.239	10.235	13.201	39.118	22.651	8.361	5.298	6.779	202.978
1990/91	25.251	25.427	16.432	21.536	9.358	37.440	20.056	23.290	21.445	4.130	0.862	5.828	211.054
1991/92	13.571	38.014	9.502	3.373	3.580	3.780	37.373	30.165	24.929	11.261	18.445	8.667	202.658
1992/93	90.156	39.015	62.755	10.518	3.701	7.131	21.961	43.564	26.071	7.695	5.428	21.284	339.281
1993/94	63.577	20.100	23.786	44.708	27.301	34.200	27.720	62.231	21.462	8.498	4.439	9.860	347.881
1994/95	28.831	52.924	17.645	41.619	29.096	35.371	19.572	37.612	12.967	8.523	4.544	5.949	294.652
1995/96	3.816	18.362	121.258	69.837	32.741	22.953	31.645	60.572	43.721	36.484	35.036	27.527	503.952
1996/97	2.744	38.187	94.349	52.040	21.754	19.659	18.256	30.118	21.785	39.305	16.769	10.365	365.331
1997/98	5.725	37.839	86.130	40.099	12.808	21.781	46.883	52.462	33.129	15.034	11.180	14.268	377.337
1998/99	19.871	12.307	11.508	17.638	8.611	25.896	30.512	80.333	16.403	10.539	8.816	24.659	267.094
1999/00	37.057	16.295	23.505	9.673	15.715	7.134	55.840	67.114	42.854	6.732	3.209	2.920	288.049
2000/01	24.739	76.875	49.706	77.123	31.248	116.244	42.336	72.525	29.010	15.379	6.060	3.733	544.978
2001/02	21.533	8.416	5.504	8.606	12.137	21.574	13.369	17.655	32.275	14.645	22.340	15.536	193.588
2002/03	40.222	99.655	79.108	62.473	42.262	53.185	31.887	26.610	17.452	18.075	9.338	44.138	524.405
2003/04	89.736	72.167	34.001	37.805	26.183	35.153	36.329	28.183	16.321	10.581	13.739	8.063	408.260
2004/05	47.368	12.093	11.114	10.833	4.727	9.543	30.930	35.094	16.626	8.050	4.590	7.202	198.171
2005/06	41.927	15.971	16.197	13.828	15.911	56.068	31.498	32.921	29.573	18.521	6.872	36.455	315.742

917. Río Aragón aguas arriba del río Subordán

1940/2005

(hm³)

Serie completa

	Oct	Nov	Dic	Ene	Feb	Mar	Abr	May	Jun	Jul	Ago	Sep	Total
Máximo	115,176	129,995	121,258	86,718	113,763	116,244	100,706	126,317	112,427	45,422	54,462	73,120	636,290
Mínimo	1,132	1,850	3,791	2,373	3,044	3,780	4,367	16,186	10,510	4,130	0,862	2,120	129,328
Media	25,579	33,069	31,968	29,395	27,438	32,656	40,284	49,818	37,895	18,984	13,633	15,323	356,043

Percentil 1%	1,824	2,866	4,548	2,579	3,392	3,910	10,014	16,884	12,043	4,860	1,639	2,486	136,823
Percentil 5%	4,132	5,387	6,545	5,627	3,958	7,132	13,697	21,012	13,914	6,973	3,245	3,079	194,734
Percentil 10%	6,112	7,291	10,340	7,955	7,867	9,889	19,814	25,866	16,515	8,429	4,491	4,466	205,029
Percentil 25%	10,068	14,406	14,851	13,176	12,305	19,726	27,404	31,936	22,798	10,715	6,960	6,680	268,331
Percentil 50%	17,898	21,208	23,172	23,812	21,327	28,074	35,920	45,318	33,586	17,563	11,172	10,531	345,042
Desviación típica	23,501	28,184	25,999	21,137	22,829	21,080	20,459	23,745	19,687	9,700	9,520	12,407	120,347
Coef. variación	0,919	0,852	0,813	0,719	0,832	0,646	0,508	0,477	0,519	0,511	0,698	0,810	0,338

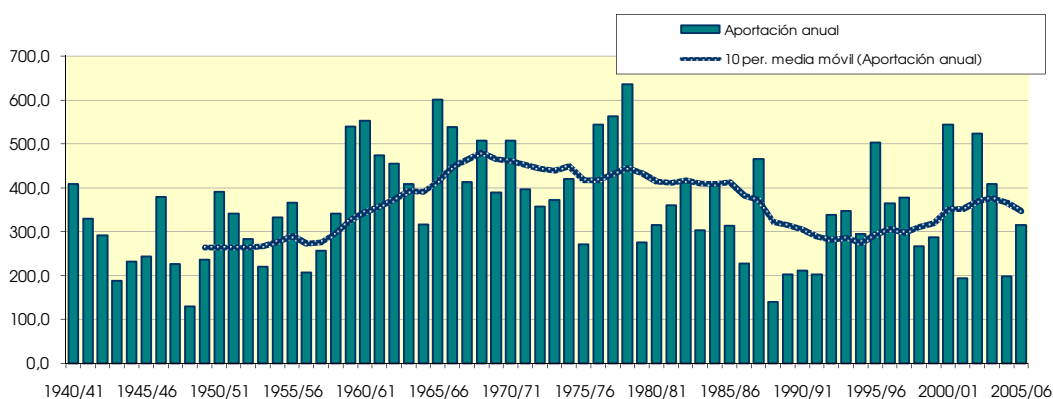
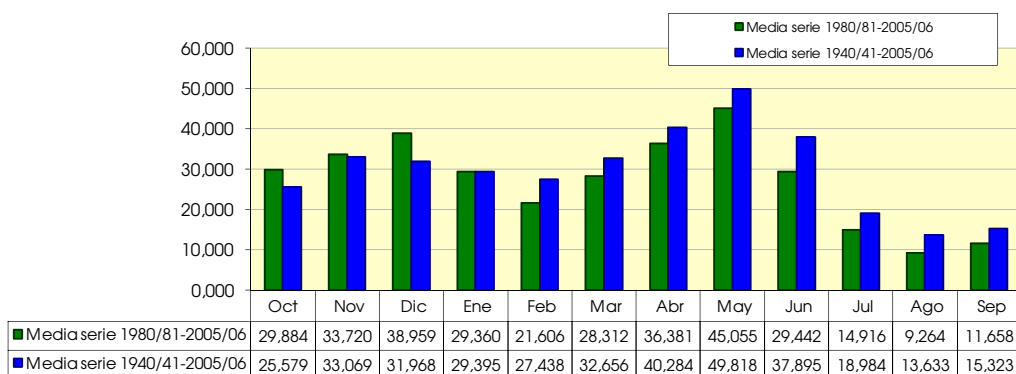
1980/2005

(hm³)

Serie para asignación y reserva

	Oct	Nov	Dic	Ene	Feb	Mar	Abr	May	Jun	Jul	Ago	Sep	Total
Máximo	90,156	99,655	121,258	77,123	57,685	116,244	76,388	99,002	71,968	39,305	35,036	44,138	544,978
Mínimo	1,132	4,987	3,791	2,691	3,580	3,780	13,201	17,260	12,868	4,130	0,862	2,120	140,858
Media	29,884	33,720	38,959	29,360	21,606	28,312	36,381	45,055	29,442	14,916	9,264	11,658	328,557

Percentil 1%	1,398	5,071	4,219	2,861	3,594	4,618	13,243	17,358	12,893	4,520	1,161	2,283	154,041
Percentil 5%	2,333	6,095	6,503	4,681	3,653	7,132	14,591	19,064	13,019	5,950	2,346	2,810	194,734
Percentil 10%	3,280	9,369	10,308	8,606	4,214	8,339	18,914	24,950	14,748	7,214	3,280	3,326	200,414
Percentil 25%	8,746	15,956	14,164	11,581	10,930	19,232	27,892	30,854	18,451	8,504	4,651	4,906	237,696
Percentil 50%	24,128	24,170	23,646	21,479	20,648	22,938	32,181	40,898	27,540	13,900	7,270	7,475	315,611
Desviación típica	26,024	27,136	34,968	20,945	13,906	22,161	16,381	19,654	14,063	8,896	7,320	10,723	108,616
Coef. variación	0,871	0,805	0,898	0,713	0,644	0,783	0,450	0,436	0,478	0,596	0,790	0,920	0,331



918. Río Aragón aguas abajo de río Itati

(hm ²)	Oct	Nov	Dic	Ene	Feb	Mar	Abr	May	Jun	Jul	Ago	Sep	Total
1940/41	132,996	192,488	323,005	330,427	635,108	310,040	282,687	366,756	293,570	108,366	84,671	74,704	3.134,818
1941/42	74,008	153,799	118,003	368,949	209,422	315,335	516,920	210,839	116,403	81,185	88,757	138,515	2.392,136
1942/43	106,811	109,701	106,643	365,022	275,748	187,206	232,327	211,314	82,344	101,990	65,764	137,055	1.981,926
1943/44	177,000	230,535	162,991	58,765	100,765	134,394	152,169	166,379	97,559	67,709	85,242	98,049	1.531,557
1944/45	178,057	170,283	300,837	228,905	368,365	234,889	116,800	100,272	101,572	68,169	125,285	71,280	2.064,714
1945/46	66,029	68,968	303,169	67,883	78,420	104,787	256,966	471,708	143,996	80,468	57,459	55,755	1.755,608
1946/47	68,177	112,044	320,157	223,330	354,972	542,056	163,169	216,292	102,193	79,487	102,034	106,436	2.390,347
1947/48	99,849	121,235	203,919	511,352	112,868	77,986	171,030	192,873	81,465	54,961	44,677	86,847	1.759,062
1948/49	60,963	59,067	78,331	92,544	46,649	84,186	53,369	113,754	52,536	34,809	39,981	178,506	894,693
1949/50	108,786	378,512	258,539	132,343	338,510	194,926	249,369	159,702	105,743	49,239	44,857	34,101	2.054,630
1950/51	57,388	174,670	389,249	455,144	432,934	570,906	260,223	310,805	152,528	99,627	72,797	68,606	3.044,877
1951/52	107,158	196,143	240,470	382,487	571,068	506,989	503,465	232,718	94,411	76,355	79,452	47,547	3.038,262
1952/53	125,014	442,318	560,642	275,007	262,374	220,560	197,189	117,761	261,964	72,894	37,670	62,348	2.635,742
1953/54	129,352	99,542	145,878	235,664	513,674	533,757	164,877	379,602	120,989	69,996	56,978	33,367	2.483,674
1954/55	58,182	97,783	260,131	663,762	337,666	136,577	87,873	87,458	154,201	78,343	37,296	36,798	2.036,069
1955/56	84,892	93,529	282,538	419,717	159,705	485,765	425,207	428,376	206,934	97,513	89,925	101,861	2.875,962
1956/57	58,107	83,432	83,461	107,154	174,407	103,126	147,389	181,847	558,202	97,953	62,618	46,639	1.704,337
1957/58	43,749	44,241	73,999	277,253	116,784	646,175	422,381	169,013	157,667	99,914	64,215	88,571	2.203,963
1958/59	68,205	89,891	442,815	260,873	111,413	368,077	318,409	273,685	164,535	102,806	93,565	240,888	2.535,163
1959/60	237,069	508,424	1.029,641	459,805	420,513	451,636	214,912	260,688	191,585	63,871	54,958	82,578	3.975,680
1960/61	653,582	625,659	569,280	782,260	697,001	206,296	382,235	171,913	193,802	59,108	72,627	141,258	4.555,021
1961/62	228,813	664,909	292,644	389,107	338,416	619,008	559,840	179,037	134,069	52,468	28,895	35,636	3.522,840
1962/63	51,241	250,159	518,454	579,831	263,920	533,136	542,178	200,457	188,674	122,833	272,282	115,797	3.638,963
1963/64	74,889	338,196	321,593	64,648	304,663	445,287	608,293	166,724	95,836	45,765	32,355	34,588	2.532,841
1964/65	169,780	136,931	301,307	455,701	156,011	499,881	283,441	181,778	108,199	56,342	42,333	211,140	2.602,843
1965/66	190,745	383,124	718,527	384,000	463,538	236,169	367,900	354,215	181,581	87,743	52,566	40,217	3.460,324
1966/67	294,356	754,560	522,609	208,877	156,540	310,040	258,054	209,856	144,538	91,935	61,198	34,949	3.047,512
1967/68	63,077	379,951	304,222	406,312	276,352	201,096	284,837	340,265	159,962	85,891	82,973	93,825	2.678,761
1968/69	54,077	168,930	306,506	236,577	197,897	543,426	489,841	380,063	251,835	132,788	63,779	125,024	2.950,743
1969/70	70,869	75,274	456,512	500,594	307,903	239,222	191,318	280,180	210,588	95,302	62,058	44,188	2.534,008
1970/71	64,184	133,091	73,924	181,284	345,397	244,059	482,358	514,444	289,250	147,633	75,057	80,569	2.631,250
1971/72	67,635	83,916	178,385	271,883	561,517	271,163	329,043	320,684	215,878	114,482	77,345	104,283	2.596,215
1972/73	77,575	153,756	268,326	323,667	285,617	179,366	204,330	263,625	201,151	86,737	63,409	48,571	2.156,128
1973/74	47,668	91,716	144,631	183,306	265,543	405,719	233,206	216,887	175,149	94,166	55,352	83,312	1.996,655
1974/75	247,945	483,331	149,443	216,979	187,449	292,731	441,090	327,077	205,457	92,892	70,447	94,810	2.809,650
1975/76	72,708	179,397	187,567	76,633	320,060	201,494	237,938	198,838	101,391	83,924	67,474	89,596	1.817,019
1976/77	278,461	336,571	353,456	308,001	347,936	157,622	205,618	306,365	350,137	162,048	131,892	66,673	3.004,780
1977/78	192,662	144,017	225,266	256,322	815,093	483,850	356,950	446,352	229,801	122,745	72,975	50,788	3.396,823
1978/79	43,642	21,402	145,235	658,251	740,892	279,283	444,530	422,201	397,833	112,153	66,345	72,036	3.403,805
1979/80	161,959	226,709	143,807	214,453	171,721	376,947	174,101	310,896	188,496	65,012	31,870	27,000	2.092,970
1980/81	286,088	191,070	476,554	501,676	176,334	296,625	249,606	278,979	116,303	60,039	41,949	47,038	2.722,261
1981/82	93,025	53,856	693,735	348,255	304,151	381,015	148,142	156,872	122,344	51,975	44,660	45,114	2.443,205
1982/83	271,119	357,157	657,324	176,787	305,644	283,616	433,674	240,303	136,458	65,166	44,476	37,773	3.009,498
1983/84	16,482	63,808	174,310	304,867	326,297	185,413	309,980	366,423	301,974	86,226	39,575	43,347	2.218,700
1984/85	150,047	545,369	207,935	317,308	300,609	209,955	273,460	286,477	147,364	58,624	20,010	14,679	2.531,837
1985/86	15,333	70,441	65,351	252,547	326,499	279,478	364,498	363,409	117,610	46,887	20,122	34,615	1.956,792
1986/87	44,440	127,734	187,743	207,388	278,443	141,176	439,709	88,880	63,332	74,050	29,964	17,319	1.700,178
1987/88	250,266	112,825	183,158	440,645	443,667	252,626	472,646	228,452	274,307	152,055	44,592	35,963	2.891,201
1988/89	45,499	27,957	49,567	37,312	49,434	162,542	348,443	180,856	65,844	33,937	40,394	22,861	1.064,646
1989/90	26,113	112,055	100,917	60,373	165,412	64,331	261,618	180,626	97,082	44,278	29,874	30,236	1.172,914
1990/91	103,458	153,199	231,385	210,279	84,543	219,746	246,130	325,030	95,260	34,598	22,378	36,911	1.762,918
1991/92	114,046	335,976	114,894	49,746	50,822	81,441	408,860	128,906	143,036	85,149	77,948	57,347	1.648,169
1992/93	467,795	239,889	497,961	84,727	37,407	64,087	154,224	221,100	98,941	46,391	25,893	109,964	2.048,379
1993/94	287,381	124,054	352,786	459,350	275,966	185,605	360,814	253,537	88,010	40,966	23,176	37,093	2.488,739
1994/95	116,730	246,697	166,894	405,860	217,167	342,507	114,349	148,565	63,070	36,720	19,622	25,649	1.903,831
1995/96	24,369	65,348	436,077	300,165	326,062	186,712	151,017	206,124	124,052	107,302	100,386	106,957	2.134,572
1996/97	45,030	286,882	642,890	468,012	143,371	92,216	77,576	156,576	157,068	166,005	104,095	58,953	2.398,674
1997/98	37,588	181,148	525,368	288,472	91,971	148,496	311,171	197,633	128,251	64,598	40,547	73,666	2.088,909
1998/99	140,403	136,848	154,335	200,953	195,052	218,603	231,731	345,849	74,831	47,408	41,517	111,954	1.899,483
1999/00	155,178	178,196	203,425	89,722	135,998	77,646	398,593	272,570	161,514	51,578	34,209	20,632	1.779,261
2000/01	232,152	472,920	308,787	497,030	219,983	542,972	230,293	266,800	93,974	54,861	27,546	19,045	2.966,364
2001/02	81,052	59,989	40,075	53,577	139,118	178,963	121,936	85,665	121,693	54,708	64,629	63,502	1.064,908
2002/03	117,983	384,824	572,319	425,240	500,588	348,958	132,349	102,614	57,546	58,017	40,295	158,024	2.898,757
2003/04	329,182	334,001	328,045	380,707	309,684	337,805	318,207	186,590	84,111	50,249	64,335	47,781	2.770,697
2004/05	162,387	94,677	176,713	127,417	81,042	141,219	290,343	171,301	77,995	38,157	27,957	39,068	1.428,275
2005/06	134,392	205,847	180,521	197,633	147,869	430,227	217,725	150,307	126,464	73,513	39,354	139,061	2.042,912

918. Río Aragón aguas abajo de río Itatí

1940/2005
(hm³)

Serie completa

	Oct	Nov	Dic	Ene	Feb	Mar	Abr	May	Jun	Jul	Ago	Sep	Total
Máximo	653,582	754,560	1.029,641	782,260	815,093	646,175	608,293	514,444	558,202	166,005	272,282	240,888	4.555,021
Mínimo	15,333	21,402	40,075	37,312	37,407	64,087	53,369	85,665	52,536	33,937	19,622	14,679	894,693
Media	134,776	215,469	296,897	295,471	279,666	284,685	289,105	242,942	157,613	78,501	60,317	73,019	2.408,461

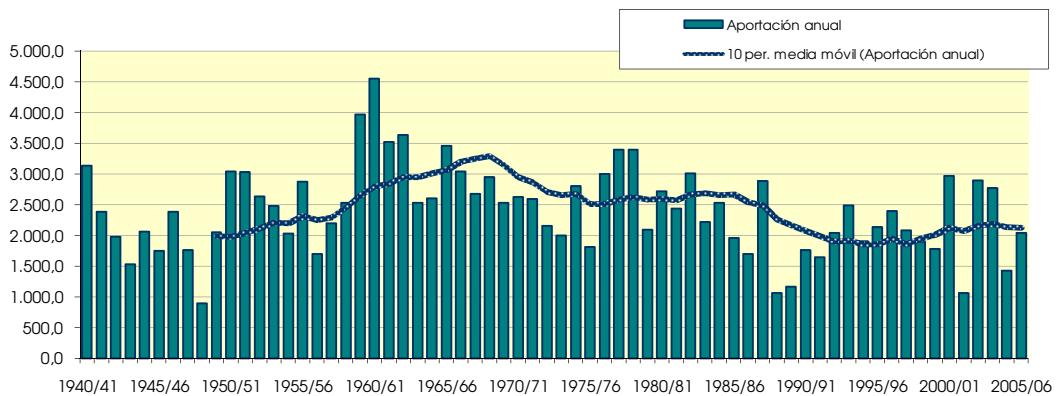
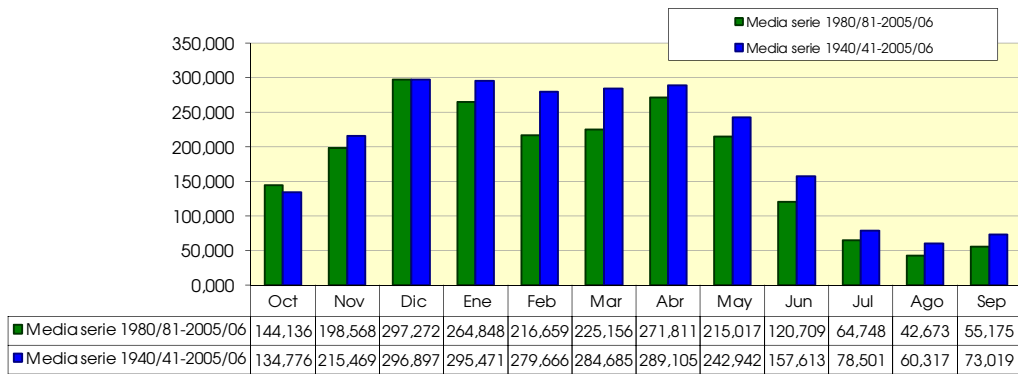
Percentil 1%	16,080	25,662	46,245	45,394	43,414	64,246	69,104	86,830	55,792	34,367	19,874	16,395	1.005,162
Percentil 5%	28,981	55,159	73,943	59,167	57,721	78,850	114,962	100,858	63,960	37,080	22,577	21,189	1.236,754
Percentil 10%	44,095	64,578	92,189	72,258	88,257	97,671	139,869	123,334	79,730	45,022	27,752	28,618	1.674,174
Percentil 25%	61,491	95,454	156,499	186,887	156,143	179,064	192,786	171,454	97,905	54,746	39,409	36,957	1.963,076
Percentil 50%	105,135	161,365	259,335	276,130	275,857	241,641	260,920	216,589	135,263	73,781	56,165	60,650	2.420,940
Desviación típica	111,174	164,752	194,883	166,450	171,256	155,420	130,990	100,153	88,175	31,464	36,800	46,866	704,246
Coef. variación	0,825	0,765	0,656	0,563	0,612	0,546	0,453	0,412	0,559	0,401	0,610	0,642	0,292

1980/2005
(hm³)

Serie para asignación y reserva

	Oct	Nov	Dic	Ene	Feb	Mar	Abr	May	Jun	Jul	Ago	Sep	Total
Máximo	467,795	545,369	693,735	501,676	500,588	542,972	472,646	366,423	301,974	166,005	104,095	158,024	3.009,498
Mínimo	15,333	27,957	40,075	37,312	37,407	64,087	77,576	85,665	57,546	33,937	19,622	14,679	1.064,646
Media	144,136	198,568	297,272	264,848	216,659	225,156	271,811	215,017	120,709	64,748	42,673	55,175	2.116,772

Percentil 1%	15,620	34,431	42,448	40,420	40,413	64,148	86,770	86,469	58,927	34,102	19,719	15,339	1.064,711
Percentil 5%	18,453	55,389	53,513	50,703	49,781	67,660	116,246	92,314	63,136	35,129	20,038	17,750	1.091,910
Percentil 10%	25,241	61,898	83,134	56,975	65,932	79,543	127,143	115,760	64,588	37,439	21,250	19,839	1.300,595
Percentil 25%	45,147	99,022	168,748	139,759	136,778	143,038	170,099	156,650	85,086	46,515	27,649	31,331	1.767,004
Percentil 50%	117,357	165,698	205,680	270,509	206,110	198,333	267,539	201,879	116,956	54,784	39,935	41,207	2.068,644
Desviación típica	114,541	136,953	200,975	152,503	122,173	120,704	111,915	81,299	57,749	32,784	22,643	38,698	578,661
Coef. variación	0,795	0,690	0,676	0,576	0,564	0,536	0,412	0,378	0,478	0,506	0,531	0,701	0,273



932. Río Ebro aguas arriba del Embalse de Ebro

(hm ³)	Oct	Nov	Dic	Ene	Feb	Mar	Abr	May	Jun	Jul	Ago	Sep	Total
1940/41	14,101	16,008	10,747	34,679	41,524	67,939	34,169	77,033	10,584	8,054	8,068	8,061	330,967
1941/42	5,468	23,383	7,740	20,341	15,613	51,253	55,016	24,701	8,881	6,363	6,736	16,251	241,745
1942/43	10,746	9,195	41,559	68,973	16,954	36,149	25,371	18,143	6,013	5,203	5,023	20,736	264,065
1943/44	17,152	29,352	19,362	10,382	29,872	17,984	32,890	18,055	6,745	5,211	9,240	10,009	206,253
1944/45	37,020	9,002	17,866	12,777	28,464	36,154	20,888	27,703	6,711	5,949	7,869	5,253	215,657
1945/46	10,948	9,735	27,050	8,706	11,723	20,074	40,455	59,206	7,621	6,043	5,921	6,041	213,523
1946/47	8,468	26,412	38,093	13,230	41,781	90,620	19,814	29,067	6,543	3,479	3,914	22,177	303,597
1947/48	6,412	5,637	13,400	38,811	14,566	9,974	13,535	14,952	2,792	2,369	2,466	2,580	127,494
1948/49	2,965	2,789	17,271	14,287	4,716	39,159	20,668	18,249	5,749	2,527	2,395	3,570	134,345
1949/50	3,300	12,356	12,638	13,080	29,304	20,949	27,780	45,074	5,384	3,540	3,200	3,086	179,691
1950/51	4,093	5,978	22,961	21,063	24,510	35,417	15,405	27,276	8,518	5,067	3,551	7,653	181,493
1951/52	8,538	67,192	9,317	13,466	20,328	24,757	29,028	6,334	3,394	4,567	3,088	3,270	193,280
1952/53	4,452	8,229	17,013	12,034	18,705	39,530	31,341	8,591	19,795	2,726	2,676	3,320	168,412
1953/54	21,206	4,063	10,606	19,490	31,221	39,740	29,355	27,338	14,974	3,261	2,053	2,207	205,514
1954/55	5,587	8,484	5,338	15,263	8,828	35,131	5,545	4,851	2,813	1,999	2,582	2,068	98,488
1955/56	4,729	20,501	13,115	31,219	15,576	65,584	33,098	21,512	6,289	3,295	3,349	3,595	221,863
1956/57	4,470	31,442	13,615	10,095	31,863	14,006	10,994	8,829	10,729	3,381	2,309	2,300	144,033
1957/58	1,801	23,949	12,504	18,960	20,459	30,934	25,042	14,922	3,542	2,645	2,740	3,093	160,592
1958/59	4,545	14,016	27,041	13,509	3,829	12,020	15,728	11,958	5,719	2,685	2,711	12,106	125,865
1959/60	12,395	28,175	52,887	41,278	38,045	22,001	13,479	14,543	3,563	3,050	3,277	3,082	235,777
1960/61	22,731	33,165	26,192	24,488	21,518	9,120	7,081	9,047	2,885	3,135	2,769	4,802	166,933
1961/62	10,061	37,833	26,169	22,844	20,049	29,986	18,712	22,379	4,247	2,983	2,925	2,886	201,074
1962/63	2,376	7,544	19,895	22,828	7,959	31,495	24,697	6,953	3,277	2,568	2,533	26,468	158,592
1963/64	5,347	32,339	12,154	6,986	13,162	32,266	21,285	4,502	3,110	2,484	2,458	2,645	138,738
1964/65	4,172	3,598	8,211	13,223	5,492	22,584	13,707	3,723	1,286	1,157	1,150	9,705	88,007
1965/66	3,116	15,334	26,155	17,838	60,058	14,784	11,584	10,359	7,732	2,698	2,675	2,596	174,928
1966/67	26,104	52,652	17,553	8,938	5,437	14,255	8,149	9,696	4,414	4,345	1,847	1,818	155,207
1967/68	1,552	19,513	40,545	23,204	18,875	21,780	37,178	21,948	4,338	2,689	3,106	7,887	202,615
1968/69	12,324	8,283	7,091	10,288	18,243	24,214	25,582	25,012	6,325	2,773	2,620	10,711	153,466
1969/70	5,507	5,648	23,898	45,304	12,717	23,643	21,012	23,505	9,779	7,586	10,702	7,036	196,337
1970/71	7,725	7,083	10,715	14,738	8,936	22,609	29,162	24,962	10,582	10,309	6,316	7,523	160,659
1971/72	2,582	19,209	21,160	17,658	39,929	21,582	21,619	42,731	19,564	11,408	8,123	10,795	236,361
1972/73	24,609	6,745	8,963	17,614	29,365	12,817	28,611	31,876	11,880	16,021	17,949	17,258	223,708
1973/74	26,568	18,686	25,152	27,495	23,193	35,577	21,546	12,939	11,787	18,139	18,228	18,235	257,546
1974/75	20,320	36,971	14,692	13,908	5,909	10,757	24,506	13,175	6,619	13,674	17,911	23,168	201,610
1975/76	16,294	27,723	19,156	11,039	17,183	11,052	23,869	13,108	9,995	16,797	18,409	20,560	205,184
1976/77	11,091	12,369	7,895	11,681	14,779	7,765	20,498	24,512	21,371	19,228	17,841	16,210	185,239
1977/78	8,823	7,084	32,156	21,714	66,640	35,140	36,405	40,059	9,187	16,506	18,617	16,195	308,527
1978/79	20,084	11,926	50,675	33,276	45,296	35,123	50,396	22,410	6,533	19,425	20,133	26,559	341,836
1979/80	31,202	44,502	19,902	23,435	14,829	23,889	23,478	27,426	7,778	15,576	21,953	18,212	272,183
1980/81	11,854	9,590	22,800	27,207	11,752	22,583	15,802	15,900	3,735	20,416	19,631	19,294	200,564
1981/82	14,391	6,159	22,849	18,769	12,177	12,062	4,153	6,744	6,613	2,035	4,576	2,932	113,459
1982/83	2,950	23,876	34,486	7,641	26,870	17,818	43,167	17,258	7,064	5,736	12,966	3,661	203,495
1983/84	2,632	4,268	11,796	14,640	16,636	22,608	18,887	24,228	8,075	2,756	4,975	4,457	135,957
1984/85	9,982	19,680	14,054	25,353	21,462	16,023	23,590	32,181	4,507	4,072	5,520	4,305	180,729
1985/86	2,307	4,373	13,301	9,825	26,043	15,353	9,432	8,552	2,449	4,525	3,268	2,881	102,309
1986/87	2,209	3,446	8,679	17,576	27,685	18,107	14,529	3,667	2,186	2,157	2,981	2,541	105,762
1987/88	12,976	9,236	39,166	24,204	17,839	30,803	42,753	17,222	8,382	6,352	4,216	4,176	217,327
1988/89	6,646	4,103	7,384	6,478	2,993	5,845	17,553	7,266	3,503	4,905	6,975	1,710	75,363
1989/90	2,274	9,499	41,150	16,552	10,582	6,531	32,893	7,910	3,815	3,090	4,064	2,853	141,212
1990/91	7,125	12,591	21,298	26,755	8,135	45,687	23,592	34,689	7,184	5,647	3,142	3,981	199,828
1991/92	5,815	18,122	7,576	10,125	4,855	10,403	55,141	17,140	16,543	6,337	4,430	3,612	160,098
1992/93	27,367	8,544	21,750	4,762	9,357	25,598	11,927	17,380	9,368	3,580	5,044	4,505	149,182
1993/94	25,760	9,283	26,780	32,061	11,376	11,129	11,768	11,747	7,071	3,070	3,778	6,247	160,070
1994/95	3,772	8,596	9,703	45,326	11,192	20,557	5,412	5,636	3,685	4,340	2,191	4,901	125,312
1995/96	3,956	17,206	18,412	36,360	19,007	33,152	21,992	10,115	5,185	3,370	5,330	3,506	177,592
1996/97	8,157	16,087	43,100	19,758	7,626	5,895	3,819	6,636	5,950	7,988	3,970	2,855	131,841
1997/98	4,038	15,126	22,974	10,618	9,201	14,237	18,702	15,749	6,477	2,761	2,753	3,830	126,466
1998/99	10,778	6,154	14,957	19,409	14,407	12,017	9,089	10,802	2,183	2,038	3,747	5,533	111,113
1999/00	13,502	25,712	32,525	11,176	12,779	8,380	28,884	11,653	2,783	4,736	3,894	3,039	159,063
2000/01	6,232	10,674	28,356	33,233	35,672	38,685	8,386	9,727	3,102	2,993	2,879	5,433	185,374
2001/02	2,451	15,405	5,582	11,504	8,850	13,704	10,293	14,730	9,782	3,683	5,306	4,824	106,114
2002/03	7,473	9,590	49,855	30,396	35,858	20,296	15,953	8,535	2,958	2,742	2,886	3,073	189,615
2003/04	10,330	18,364	16,977	24,575	11,303	26,579	18,132	8,991	2,637	2,209	2,955	5,655	148,708
2004/05	5,254	25,519	23,064	18,418	17,892	53,141	25,268	10,048	2,636	2,374	2,382	2,436	188,432
2005/06	4,136	13,107	18,028	17,357	10,890	41,631	10,459	4,404	2,037	1,904	1,937	2,315	128,206

932. Río Ebro aguas arriba del Embalse de Ebro

1940/2005
(hm³)

Serie completa

	Oct	Nov	Dic	Ene	Feb	Mar	Abr	May	Jun	Jul	Ago	Sep	Total
Máximo	37,020	67,192	52,887	68,973	66,640	90,620	55,141	77,033	21,371	20,416	21,953	26,559	341,836
Mínimo	1,552	2,789	5,338	4,762	2,993	5,845	3,819	3,667	1,286	1,157	1,150	1,710	75,363
Media	10,081	16,491	20,986	20,306	19,695	25,737	22,277	18,296	6,802	5,860	6,170	7,671	180,373

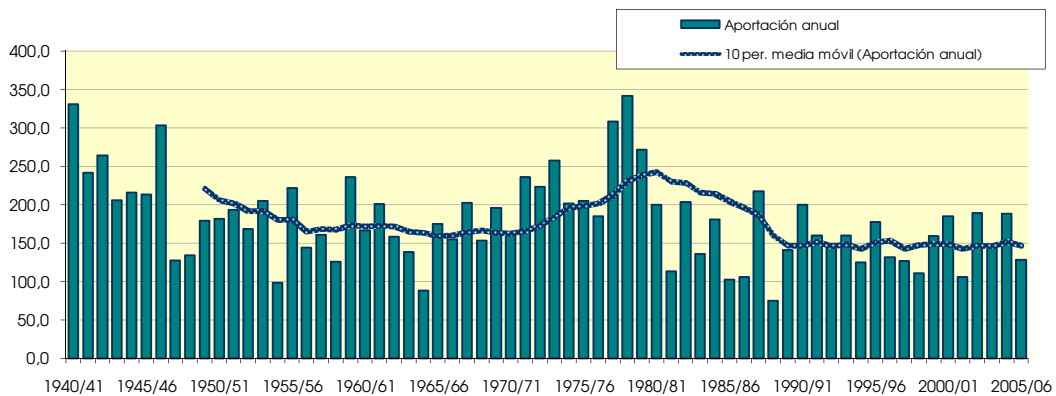
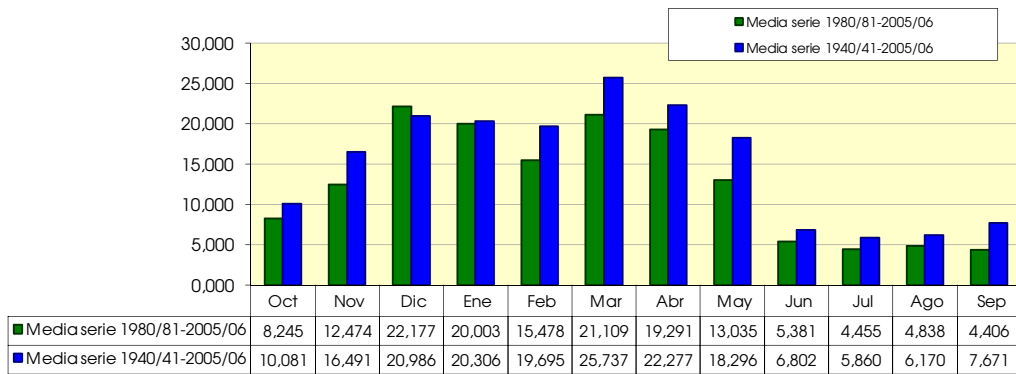
Percentil 1%	1,714	3,216	5,496	5,877	3,537	5,877	4,036	3,703	1,774	1,643	1,603	1,780	83,582
Percentil 5%	2,282	4,073	7,432	7,907	5,000	7,919	5,929	4,589	2,252	2,035	2,088	2,230	103,172
Percentil 10%	2,517	5,005	8,053	9,960	6,767	10,188	8,738	6,485	2,710	2,289	2,389	2,488	112,286
Percentil 25%	4,104	8,243	12,242	12,220	10,965	14,064	13,578	9,005	3,513	2,730	2,743	3,047	139,357
Percentil 50%	7,299	12,480	18,784	17,748	16,795	22,583	21,148	14,937	6,307	3,560	3,762	4,481	178,641
Desviación típica	8,223	12,459	11,744	11,350	12,998	15,896	11,715	13,267	4,344	5,031	5,573	6,790	56,658
Coef. variación	0,816	0,756	0,560	0,559	0,660	0,618	0,526	0,725	0,639	0,859	0,903	0,885	0,314

1980/2005
(hm³)

Serie para asignación y reserva

	Oct	Nov	Dic	Ene	Feb	Mar	Abr	May	Jun	Jul	Ago	Sep	Total
Máximo	27,367	25,712	49,855	45,326	35,858	53,141	55,141	34,689	16,543	20,416	19,631	19,294	217,327
Mínimo	2,209	3,446	5,582	4,762	2,993	5,845	3,819	3,667	2,037	1,904	1,937	1,710	75,363
Media	8,245	12,474	22,177	20,003	15,478	21,109	19,291	13,035	5,381	4,455	4,838	4,406	150,892

Percentil 1%	2,225	3,610	6,032	5,191	3,459	5,858	3,902	3,851	2,073	1,937	2,001	1,862	82,099
Percentil 5%	2,282	4,145	7,432	6,769	5,548	6,054	4,468	4,712	2,184	2,035	2,239	2,345	103,172
Percentil 10%	2,379	4,321	8,127	8,733	7,881	7,456	6,899	6,136	2,318	2,098	2,567	2,488	105,938
Percentil 25%	3,818	8,557	13,490	11,258	9,663	12,028	10,334	8,066	2,827	2,746	2,962	2,894	125,601
Percentil 50%	6,439	10,132	21,524	18,593	11,964	17,963	16,753	10,459	4,161	3,475	3,932	3,745	148,945
Desviación típica	6,584	6,602	11,970	10,134	8,742	12,733	12,751	7,749	3,308	3,622	3,696	3,249	37,695
Coef. variación	0,799	0,529	0,540	0,507	0,565	0,603	0,661	0,594	0,615	0,813	0,764	0,737	0,250



934. Río Araquíl

(hm ²)	Oct	Nov	Dic	Ene	Feb	Mar	Abr	May	Jun	Jul	Ago	Sep	Total
1940/41	117,882	55,428	192,877	178,197	268,009	104,557	40,964	103,547	52,315	50,104	28,445	13,194	1.205,521
1941/42	13,864	34,590	63,456	233,593	121,932	63,829	163,961	29,802	8,066	12,690	11,437	40,030	797,250
1942/43	17,223	14,280	35,896	95,289	114,481	27,449	21,537	50,217	24,626	13,475	7,374	41,173	463,019
1943/44	38,219	67,322	60,249	13,934	94,599	42,657	48,225	10,572	37,989	17,988	7,511	17,371	456,635
1944/45	65,215	55,327	103,824	192,443	40,211	58,831	35,455	48,199	25,892	17,328	21,522	12,278	676,526
1945/46	11,536	22,411	85,766	25,395	38,989	29,641	84,435	136,068	56,757	23,719	12,537	7,520	534,773
1946/47	17,728	50,340	128,892	65,256	76,118	77,705	25,039	44,195	19,427	10,154	14,084	59,795	588,733
1947/48	45,538	46,567	111,485	110,670	37,298	16,916	46,989	48,722	24,756	11,741	12,291	33,558	546,529
1948/49	32,740	26,738	24,385	45,946	19,292	78,595	36,234	48,608	18,924	11,173	11,794	111,770	466,199
1949/50	77,255	163,214	137,989	87,593	97,859	82,446	146,655	33,678	15,955	2,748	3,770	3,745	852,908
1950/51	19,983	42,614	229,740	160,035	214,155	205,007	77,598	145,986	49,615	15,669	27,003	15,315	1.202,720
1951/52	29,126	71,942	85,370	150,319	257,111	99,808	113,997	37,678	12,170	26,033	8,194	12,982	904,730
1952/53	35,621	160,001	184,622	180,081	124,753	68,279	50,055	40,385	51,892	24,953	9,433	17,861	947,939
1953/54	128,872	60,688	64,932	187,337	360,230	137,659	52,974	140,285	32,456	26,523	23,951	26,090	1.261,998
1954/55	14,504	29,727	134,374	151,764	80,047	46,673	12,225	7,695	11,359	5,897	3,983	14,519	512,767
1955/56	19,398	38,531	43,491	124,989	86,747	85,277	81,832	102,545	56,159	13,068	14,244	16,471	682,751
1956/57	27,763	144,759	65,187	94,714	69,548	23,937	46,802	76,593	107,999	13,834	5,381	9,482	685,998
1957/58	13,604	67,260	80,210	121,480	48,090	250,746	201,952	43,386	34,617	19,801	7,676	6,401	895,222
1958/59	9,060	124,142	169,199	144,016	40,048	88,885	88,926	94,153	25,330	13,403	9,186	32,874	839,224
1959/60	81,909	165,602	292,335	136,815	81,643	87,087	53,802	22,668	10,146	5,938	8,312	20,538	966,794
1960/61	90,488	103,972	225,474	226,601	112,974	26,467	80,168	40,979	26,589	9,232	10,114	25,876	978,935
1961/62	92,149	191,376	102,053	86,538	159,729	119,860	142,586	58,807	34,858	10,523	5,542	8,184	1.012,205
1962/63	9,166	86,137	152,098	125,212	73,271	125,553	104,789	29,029	28,483	13,946	36,276	47,921	831,881
1963/64	31,530	64,070	93,948	31,799	69,325	94,662	117,176	16,202	14,690	6,484	7,800	6,759	554,447
1964/65	57,743	34,338	200,712	213,104	54,482	170,722	187,229	43,115	15,572	6,096	6,946	37,701	1.027,760
1965/66	67,116	101,747	222,190	90,312	85,049	128,391	91,947	88,246	53,132	24,999	15,319	15,200	983,646
1966/67	75,141	253,560	260,880	121,581	44,731	49,314	84,412	49,925	36,627	17,843	10,594	19,039	1.023,647
1967/68	28,141	146,143	203,019	294,811	95,265	101,314	89,798	94,622	46,008	13,597	20,383	15,202	1.148,302
1968/69	8,653	26,623	124,292	80,271	79,483	126,463	138,066	83,332	51,032	23,693	15,013	52,172	809,092
1969/70	19,823	21,676	306,018	152,704	144,869	148,570	83,948	97,972	35,475	12,376	18,207	9,918	1.051,557
1970/71	10,747	33,964	47,403	63,211	104,736	135,211	100,751	102,343	66,147	23,936	10,148	12,671	711,267
1971/72	9,489	72,176	139,678	181,470	185,416	108,413	139,457	139,592	42,868	12,770	22,152	33,725	1.087,206
1972/73	36,014	45,210	77,687	116,710	189,151	121,297	120,242	99,853	101,621	49,627	41,120	48,811	1.047,343
1973/74	42,952	54,864	126,789	80,839	133,475	127,011	61,743	47,356	11,081	9,000	10,417	15,137	720,664
1974/75	135,462	158,838	102,691	84,462	94,351	138,347	165,050	57,642	48,083	17,684	20,850	28,437	1.051,897
1975/76	30,178	116,601	85,752	52,986	122,564	59,395	71,584	22,598	8,545	16,945	9,440	11,663	608,251
1976/77	33,125	60,098	74,020	48,437	65,328	46,052	83,385	87,878	91,936	41,428	57,748	22,979	712,415
1977/78	28,734	60,764	56,297	114,331	214,889	129,606	119,754	106,388	32,023	24,625	17,892	17,489	922,792
1978/79	18,346	8,143	49,585	152,900	128,934	82,755	168,807	56,937	21,124	14,362	7,540	21,937	731,370
1979/80	20,726	104,378	31,692	72,856	25,674	106,457	37,675	56,099	33,353	17,590	2,312	5,785	514,597
1980/81	49,216	44,520	167,074	161,143	78,189	66,034	72,164	75,604	27,173	19,500	13,832	11,838	786,288
1981/82	20,909	13,233	91,320	77,772	89,013	127,942	34,673	19,169	13,345	11,637	12,781	11,968	523,759
1982/83	47,511	78,733	156,041	55,392	96,831	119,421	121,905	41,785	12,816	17,991	50,646	22,834	821,905
1983/84	6,956	7,926	44,315	133,304	140,417	57,894	74,004	100,745	50,550	6,347	7,766	18,288	648,512
1984/85	33,935	92,397	83,091	127,329	45,005	80,365	45,259	89,876	13,877	5,546	4,990	3,150	624,821
1985/86	4,495	17,477	11,917	104,529	122,656	83,571	114,661	38,792	12,495	4,737	6,359	9,844	531,533
1986/87	4,646	20,193	70,705	80,573	124,925	51,645	100,930	11,355	13,792	12,860	10,090	4,897	506,611
1987/88	30,635	71,597	55,678	99,726	104,481	109,128	125,997	53,907	60,884	29,342	15,162	18,773	775,308
1988/89	7,475	5,926	31,996	16,653	22,737	50,090	116,385	29,596	7,447	8,689	9,108	6,427	312,528
1989/90	5,240	22,535	11,429	27,002	24,074	10,116	116,496	24,773	11,704	7,433	5,699	5,973	272,474
1990/91	6,671	24,177	76,758	49,853	23,047	53,573	98,600	154,090	11,491	10,679	5,083	19,607	533,628
1991/92	41,536	112,938	40,551	18,492	15,930	56,747	147,047	40,826	44,143	29,472	18,513	15,578	581,774
1992/93	177,243	108,512	143,122	19,405	12,775	36,307	66,841	45,650	24,644	12,181	15,355	28,664	690,700
1993/94	61,627	34,745	141,103	131,588	85,863	38,401	153,309	30,439	11,407	7,577	5,461	9,303	710,822
1994/95	13,673	28,248	52,479	165,706	49,456	114,487	29,112	21,255	9,030	7,135	8,248	9,988	508,818
1995/96	6,830	11,629	32,434	46,669	114,214	66,625	37,206	25,202	26,087	37,850	15,585	17,024	437,354
1996/97	73,213	127,615	167,096	150,316	34,434	13,814	15,925	26,203	35,403	28,117	14,022	8,494	694,651
1997/98	11,775	44,102	106,939	59,081	38,300	53,602	55,154	28,791	14,985	10,094	8,880	20,049	451,751
1998/99	81,973	69,328	80,315	94,595	126,097	83,000	40,339	43,186	11,931	7,168	6,280	11,412	655,624
1999/00	7,972	44,281	73,985	22,441	59,210	25,058	83,466	20,306	9,058	13,222	9,375	7,886	376,260
2000/01	53,325	93,994	64,743	94,216	51,976	71,834	49,982	27,896	6,060	7,867	4,862	7,848	534,601
2001/02	7,062	19,065	7,737	19,133	58,382	33,404	29,433	33,369	17,244	7,056	9,179	7,215	248,279
2002/03	14,472	48,614	171,816	101,691	185,316	86,895	31,922	32,130	15,229	7,806	8,072	14,564	718,525
2003/04	34,065	67,388	108,669	184,406	50,894	102,482	71,201	53,011	9,353	13,232	9,033	24,578	728,312
2004/05	13,645	48,946	82,056	94,330	88,612	82,631	120,643	40,942	7,292	5,649	7,208	12,620	604,576
2005/06	10,185	62,860	106,655	100,261	20,223	126,770	32,949	17,543	13,875	10,705	8,382	13,167	523,575

934. Río Araquíl

1940/2005

(hm³)

Serie completa

	Oct	Nov	Dic	Ene	Feb	Mar	Abr	May	Jun	Jul	Ago	Sep	Total
Máximo	177,243	253,560	306,018	294,811	360,230	250,746	201,952	154,090	107,999	50,104	57,748	111,770	1,261,998
Mínimo	4,495	5,926	7,737	13,934	12,775	10,116	12,225	7,695	6,060	2,748	2,312	3,150	248,279
Media	37,713	68,593	108,433	107,979	95,726	85,207	84,906	57,126	29,803	15,801	13,393	19,872	724,553

Percentil 1%	4,593	7,226	10,137	15,701	14,826	12,519	14,630	9,565	6,861	4,041	3,260	3,537	264,006
Percentil 5%	6,711	12,030	26,212	19,201	20,852	24,217	26,057	16,537	8,186	5,711	4,894	5,832	391,533
Percentil 10%	7,268	18,271	34,165	26,199	24,874	28,545	32,435	20,780	9,205	6,222	5,421	6,593	459,827
Percentil 25%	12,232	30,786	61,050	63,722	48,431	52,127	46,849	29,648	12,575	8,767	7,574	9,863	533,871
Percentil 50%	28,437	55,378	88,543	99,994	85,456	82,693	82,609	44,923	24,700	13,145	9,765	15,201	702,737
Desviación típica	35,622	50,801	68,019	60,123	66,042	45,753	45,728	36,728	22,410	10,071	10,365	16,891	238,738
Coef. variación	0,945	0,741	0,627	0,557	0,690	0,537	0,539	0,643	0,752	0,637	0,774	0,850	0,329

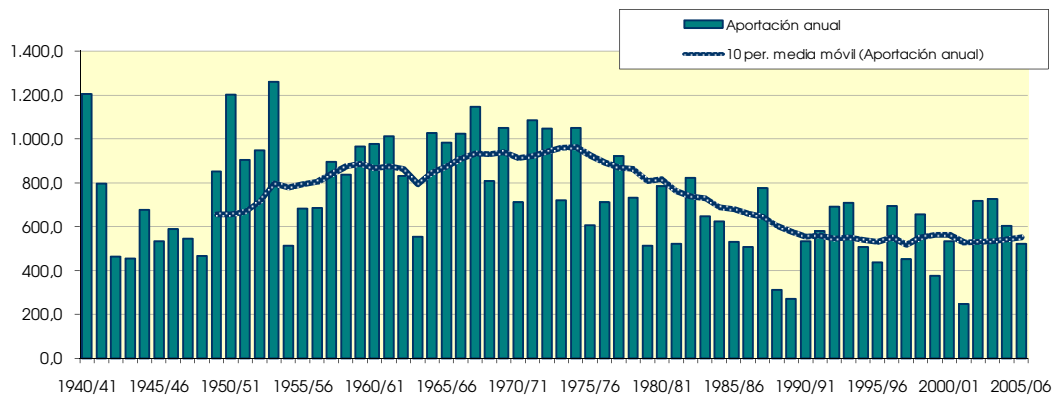
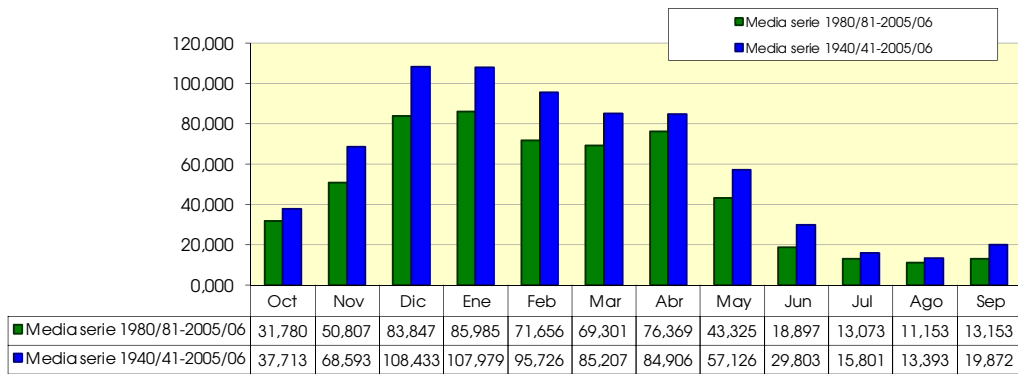
1980/2005

(hm³)

Serie para asignación y reserva

	Oct	Nov	Dic	Ene	Feb	Mar	Abr	May	Jun	Jul	Ago	Sep	Total
Máximo	177,243	127,615	171,816	184,406	185,316	127,942	153,309	154,090	60,884	37,850	50,646	28,664	821,905
Mínimo	4,495	5,926	7,737	16,653	12,775	10,116	15,925	11,355	6,060	4,737	4,862	3,150	248,279
Media	31,780	50,807	83,847	85,985	71,656	69,301	76,369	43,325	18,897	13,073	11,153	13,153	569,346

Percentil 1%	4,533	6,426	8,660	17,113	13,563	11,040	19,222	12,902	6,368	4,939	4,894	3,587	254,328
Percentil 5%	4,795	8,852	11,551	18,652	17,003	16,625	29,192	17,949	7,331	5,572	5,013	5,166	282,487
Percentil 10%	5,955	12,431	21,956	19,269	21,480	29,231	30,677	19,737	8,238	5,998	5,272	6,200	344,394
Percentil 25%	7,165	20,778	46,356	47,465	35,400	50,479	37,989	25,452	11,428	7,234	6,571	8,038	507,163
Percentil 50%	14,073	44,401	78,537	94,273	58,796	66,330	71,682	32,750	13,568	10,386	8,957	11,903	558,188
Desviación típica	37,509	35,172	50,113	50,375	45,384	33,670	40,994	31,178	14,102	8,790	8,907	6,496	156,309
Coef. variación	1,180	0,692	0,598	0,586	0,633	0,486	0,537	0,720	0,746	0,672	0,799	0,494	0,275



935. Río Erro

(hm ²)	Oct	Nov	Dic	Ene	Feb	Mar	Abr	May	Jun	Jul	Ago	Sep	Total
1940/41	4,925	14,555	33,697	39,748	56,534	11,548	8,030	9,911	8,099	2,219	3,114	2,563	194,944
1941/42	2,581	5,542	8,881	24,573	19,303	10,644	12,293	5,584	1,992	1,729	1,898	2,586	97,607
1942/43	3,183	4,475	4,231	20,610	15,507	4,763	4,287	7,971	1,926	1,529	1,586	1,504	71,570
1943/44	3,461	14,815	12,234	3,242	4,266	8,021	4,857	2,840	1,881	1,674	1,654	1,356	60,301
1944/45	2,591	8,329	13,999	13,512	24,438	7,440	3,588	2,179	2,157	1,866	1,347	1,799	83,245
1945/46	1,533	1,539	15,241	3,804	3,255	4,269	7,800	14,315	4,297	2,149	1,815	1,671	61,687
1946/47	1,299	2,650	27,363	12,782	14,754	11,554	5,595	4,529	2,077	1,781	1,677	1,917	87,977
1947/48	1,564	2,283	7,996	19,727	6,663	2,559	3,388	6,464	2,563	1,895	1,812	2,303	59,217
1948/49	1,768	2,078	1,933	4,359	2,455	4,940	2,093	3,226	1,732	1,256	1,064	1,970	28,876
1949/50	3,863	15,067	16,854	6,437	16,609	9,546	20,443	4,637	2,521	1,696	1,434	0,847	99,954
1950/51	1,037	4,343	12,693	20,094	19,724	29,837	11,559	12,691	5,943	2,244	1,950	2,000	124,115
1951/52	1,996	5,869	12,560	32,799	36,563	24,175	26,712	11,157	3,288	2,002	1,812	1,562	160,495
1952/53	2,163	35,281	28,842	25,293	19,378	12,355	6,116	2,868	8,828	3,952	1,585	1,247	147,908
1953/54	3,798	4,925	3,949	13,269	45,505	19,968	3,857	13,562	1,515	2,283	2,172	1,057	115,861
1954/55	0,807	1,561	15,580	30,840	14,101	4,734	1,444	1,289	1,302	0,860	0,548	0,611	73,676
1955/56	1,646	2,937	12,665	21,419	11,812	24,167	14,907	11,118	7,171	2,168	1,834	2,097	113,941
1956/57	1,742	3,334	3,128	9,733	9,068	2,097	5,251	6,551	19,520	2,311	1,797	1,805	66,336
1957/58	1,732	3,119	4,535	14,414	4,014	27,334	39,018	3,467	2,482	2,353	1,850	1,725	106,044
1958/59	1,632	5,470	27,512	21,220	4,805	16,271	14,782	11,137	3,759	2,289	1,991	2,322	113,191
1959/60	9,112	25,188	67,515	24,671	14,125	14,384	6,697	2,342	1,961	2,016	2,265	1,767	172,043
1960/61	15,579	27,287	45,622	58,557	39,970	8,025	19,417	6,934	6,460	2,828	2,860	1,559	235,099
1961/62	11,638	32,086	13,230	18,959	26,770	19,863	34,165	3,015	4,705	2,060	1,908	1,817	170,215
1962/63	1,501	15,407	45,123	35,611	22,538	28,126	24,497	4,481	3,783	3,011	9,180	6,030	199,287
1963/64	2,470	8,843	13,437	2,969	14,734	20,375	26,662	1,302	0,973	0,745	0,687	0,507	93,706
1964/65	3,546	3,675	20,854	32,375	8,945	18,099	12,209	5,028	2,724	2,224	1,563	3,218	114,460
1965/66	4,534	7,650	29,723	11,182	14,791	11,120	9,204	9,333	2,551	1,655	1,741	1,540	105,026
1966/67	4,072	27,368	32,735	11,087	6,161	5,931	11,044	5,575	3,474	2,549	2,409	1,534	113,938
1967/68	2,247	11,437	21,446	29,821	12,809	11,355	7,793	10,249	4,802	2,866	3,068	2,585	120,478
1968/69	2,235	4,565	18,263	8,976	12,917	16,080	15,798	8,516	7,854	4,146	2,381	3,143	104,873
1969/70	2,085	1,570	40,100	15,571	21,959	13,853	6,171	6,531	2,640	2,559	2,413	2,231	117,683
1970/71	1,347	2,626	4,230	8,925	21,457	19,656	16,131	13,607	7,542	3,298	2,335	2,457	103,609
1971/72	2,164	6,583	16,113	25,441	25,762	10,297	17,276	12,087	4,942	2,999	2,298	4,392	130,353
1972/73	2,457	4,542	12,680	18,913	23,968	10,149	9,382	4,507	5,209	2,274	1,856	1,709	97,647
1973/74	1,141	1,194	9,347	5,469	15,288	15,794	8,960	5,343	1,978	2,370	1,811	2,178	70,873
1974/75	23,820	28,620	10,087	9,476	8,519	14,282	20,613	8,505	5,357	2,237	1,959	1,478	134,953
1975/76	2,002	10,939	10,349	3,136	20,850	9,414	9,672	4,050	2,074	2,147	1,921	1,631	78,185
1976/77	8,632	13,187	14,047	10,754	12,474	5,063	7,512	10,549	10,448	3,484	3,703	2,343	102,196
1977/78	2,357	8,096	7,892	11,587	35,356	26,127	17,385	15,887	3,568	2,428	1,762	1,614	134,060
1978/79	1,801	1,211	3,402	29,433	24,959	9,716	26,669	8,986	8,901	2,488	2,109	2,131	121,805
1979/80	3,873	15,861	8,219	13,755	7,618	21,331	5,854	13,181	5,319	2,480	2,008	1,290	100,788
1980/81	13,488	7,733	51,959	39,768	13,407	11,541	10,321	10,763	3,119	2,461	1,922	1,037	167,520
1981/82	4,491	3,234	29,212	18,597	18,421	28,051	4,467	4,617	3,302	1,827	1,688	1,573	119,478
1982/83	10,199	16,351	39,202	9,548	23,279	17,503	23,219	6,283	3,051	2,040	1,644	1,962	154,281
1983/84	1,209	1,630	9,373	20,810	24,634	8,589	12,498	16,152	8,675	2,355	1,816	1,656	109,398
1984/85	5,310	24,751	13,203	20,639	9,516	13,696	8,535	13,307	3,622	2,018	0,952	0,717	116,265
1985/86	0,751	1,271	1,733	20,043	18,181	12,893	20,015	7,237	2,521	1,773	1,255	0,923	88,596
1986/87	1,149	3,803	14,070	19,280	23,066	6,193	12,420	2,536	2,377	1,604	1,266	0,748	88,512
1987/88	1,922	6,395	9,155	18,978	23,449	13,847	18,123	6,872	8,676	5,392	2,090	1,720	116,618
1988/89	1,505	0,934	2,340	2,049	2,461	6,872	20,922	4,553	2,190	1,625	1,408	0,806	47,666
1989/90	0,949	2,124	1,822	2,308	5,470	2,687	19,303	5,410	3,166	1,859	1,340	1,196	47,635
1990/91	1,319	4,404	16,544	10,640	4,013	9,132	14,629	23,064	2,774	1,970	1,768	1,050	91,307
1991/92	3,526	18,979	6,602	3,116	3,021	5,717	22,243	4,238	6,262	4,738	1,652	2,816	82,911
1992/93	19,541	9,161	26,235	3,856	2,008	3,672	8,245	6,139	3,094	2,346	0,896	6,108	91,302
1993/94	8,237	4,869	24,940	21,408	15,484	6,585	25,479	6,416	2,704	1,755	0,863	0,765	119,507
1994/95	1,966	5,140	8,821	22,880	8,552	18,806	4,410	4,343	2,424	1,169	0,611	0,790	79,913
1995/96	1,234	1,217	6,995	7,596	20,872	9,777	5,860	3,960	1,910	1,620	1,664	1,863	64,568
1996/97	3,419	20,165	27,719	28,137	5,520	2,744	2,030	3,730	5,970	4,051	3,633	2,102	109,219
1997/98	1,782	5,460	20,878	11,004	3,926	8,476	11,182	4,564	3,121	1,852	1,014	2,114	75,374
1998/99	7,892	11,486	11,156	13,322	18,358	12,336	9,494	10,182	2,519	1,702	1,546	2,025	102,018
1999/00	3,690	12,252	13,373	5,159	8,012	4,087	15,413	5,853	4,978	2,804	2,438	1,008	79,067
2000/01	13,545	20,645	12,111	21,807	10,256	15,160	9,399	8,239	2,247	1,543	0,995	0,815	116,761
2001/02	0,987	2,402	1,899	2,702	9,123	7,265	5,863	3,420	3,811	1,325	0,958	1,778	41,532
2002/03	1,613	11,570	35,612	16,896	34,932	14,686	3,549	3,815	1,585	0,856	1,495	2,009	128,618
2003/04	5,906	8,590	18,040	26,987	19,940	17,778	15,231	6,953	4,057	2,049	1,723	1,449	128,703
2004/05	2,926	4,991	13,694	8,829	7,188	9,648	17,149	5,531	3,160	1,630	1,337	1,285	77,368
2005/06	3,554	16,774	12,307	14,668	8,624	25,529	10,082	4,836	3,874	1,900	1,609	2,792	106,549

935. Río Erro

1940/2005
(hm³)

Serie completa

	Oct	Nov	Dic	Ene	Feb	Mar	Abr	May	Jun	Jul	Ago	Sep	Total
Máximo	23,820	35,281	67,515	58,557	56,534	29,837	39,018	23,064	19,520	5,392	9,180	6,108	235,099
Mínimo	0,751	0,934	1,733	2,049	2,008	2,097	1,444	1,289	0,973	0,745	0,548	0,507	28,876
Media	4,152	9,431	17,232	16,903	16,098	12,705	12,715	7,250	4,174	2,233	1,890	1,867	106,650

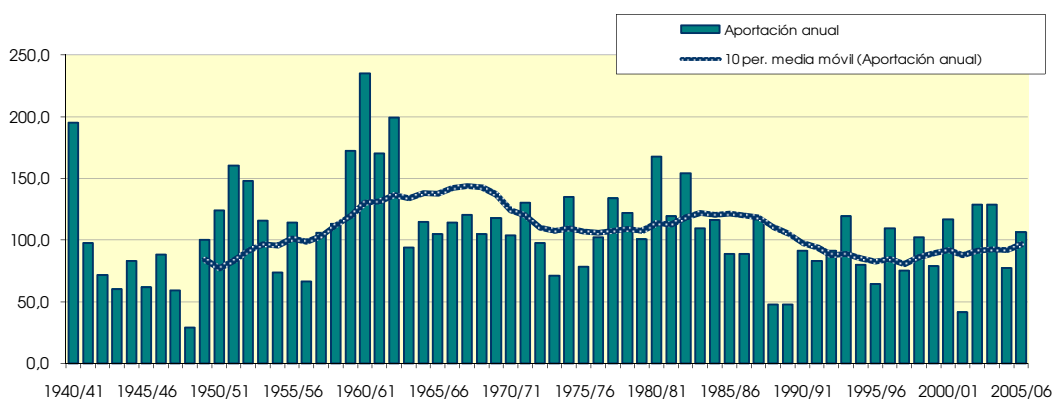
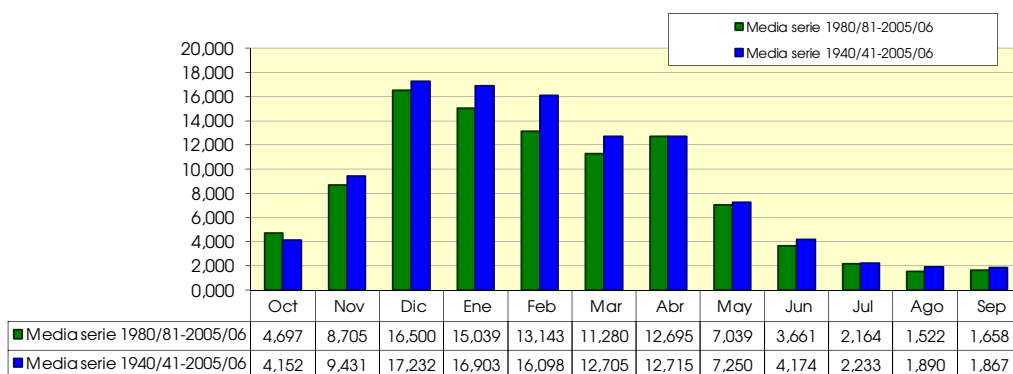
Percentil 1%	0,787	1,103	1,791	2,217	2,299	2,397	1,825	1,297	1,187	0,817	0,589	0,575	37,102
Percentil 5%	1,000	1,230	2,035	3,006	3,080	2,976	3,428	2,390	1,622	1,191	0,871	0,752	50,554
Percentil 10%	1,179	1,565	3,675	3,523	4,014	4,502	4,072	2,942	1,918	1,536	0,977	0,811	63,128
Percentil 25%	1,618	3,147	8,836	9,101	8,139	7,308	6,130	4,378	2,389	1,736	1,449	1,286	80,662
Percentil 50%	2,302	5,705	13,301	15,120	14,744	11,448	10,682	6,211	3,163	2,104	1,782	1,723	104,949
Desviación típica	4,553	8,511	13,333	10,981	10,946	7,189	8,095	4,216	2,936	0,844	1,104	1,025	38,123
Coef. variación	1,097	0,903	0,774	0,650	0,680	0,566	0,637	0,582	0,703	0,378	0,584	0,549	0,357

1980/2005
(hm³)

Serie para asignación y reserva

	Oct	Nov	Dic	Ene	Feb	Mar	Abr	May	Jun	Jul	Ago	Sep	Total
Máximo	19,541	24,751	51,959	39,768	34,932	28,051	25,479	23,064	8,676	5,392	3,633	6,108	167,520
Mínimo	0,751	0,934	1,733	2,049	2,008	2,687	2,030	2,536	1,585	0,856	0,611	0,717	41,532
Media	4,697	8,705	16,500	15,039	13,143	11,280	12,695	7,039	3,661	2,164	1,522	1,658	98,103

Percentil 1%	0,800	1,005	1,755	2,114	2,121	2,702	2,409	2,757	1,666	0,934	0,674	0,724	43,058
Percentil 5%	0,958	1,230	1,841	2,407	2,601	2,976	3,764	3,498	1,980	1,208	0,871	0,752	47,643
Percentil 10%	1,068	1,450	2,119	2,909	3,474	3,880	4,439	3,772	2,218	1,434	0,924	0,778	56,117
Percentil 25%	1,366	3,376	8,905	7,904	5,937	6,657	8,318	4,396	2,520	1,626	1,074	0,944	79,278
Percentil 50%	3,172	5,927	13,288	15,782	9,886	9,713	11,801	5,692	3,120	1,856	1,521	1,511	96,662
Desviación típica	4,792	6,999	12,509	9,431	8,656	6,512	6,625	4,538	1,847	1,042	0,603	1,097	30,775
Coef. variación	1,020	0,804	0,758	0,627	0,659	0,577	0,522	0,645	0,504	0,482	0,396	0,662	0,314



936. Río Irati aguas abajo de río Salazar

(hm ²)	936. Río Irati aguas abajo de río Salazar												
	Oct	Nov	Dic	Ene	Feb	Mar	Abr	May	Jun	Jul	Ago	Sep	Total
1940/41	36,100	89,000	215,400	209,600	387,200	132,600	97,500	128,900	97,100	21,500	32,300	27,700	1.474,900
1941/42	26,100	71,800	78,600	231,800	161,000	157,500	168,600	65,200	19,100	17,300	17,100	31,600	1.045,700
1942/43	38,100	44,900	42,300	213,700	165,600	63,600	55,900	91,700	17,800	15,200	14,700	25,000	788,500
1943/44	66,900	168,000	87,500	27,300	43,900	93,000	62,800	36,500	19,700	16,700	16,100	17,000	655,400
1944/45	55,000	109,100	212,700	126,100	297,100	101,300	35,000	24,900	20,700	17,400	19,300	16,500	1.035,100
1945/46	16,200	19,600	164,000	37,400	38,700	57,700	102,800	218,400	43,500	19,200	16,400	15,000	748,900
1946/47	13,500	30,100	208,200	161,400	231,500	194,000	65,600	60,900	19,000	16,000	16,900	20,100	1.037,200
1947/48	19,600	32,200	84,600	274,400	67,600	27,300	49,600	91,600	24,000	17,000	16,200	24,500	728,600
1948/49	17,800	20,600	19,400	41,400	24,700	51,700	21,700	36,400	16,200	11,191	9,562	29,898	300,551
1949/50	39,500	169,300	134,800	49,800	166,900	101,100	171,800	52,900	23,800	15,100	12,800	7,500	945,300
1950/51	10,500	42,400	151,600	230,000	219,800	330,400	119,500	133,000	63,000	20,700	18,900	18,100	1.357,900
1951/52	19,300	60,900	98,000	276,200	423,600	311,000	282,300	122,400	31,600	19,800	16,400	14,300	1.675,800
1952/53	27,800	285,800	317,800	192,800	187,000	142,300	71,800	30,700	126,700	36,500	14,100	13,800	1.447,100
1953/54	57,700	51,800	43,200	148,100	400,200	325,100	50,800	215,300	17,000	22,400	28,100	10,300	1.370,000
1954/55	10,500	26,100	168,700	348,500	171,000	45,000	13,900	12,400	14,100	7,900	4,900	6,700	829,700
1955/56	29,400	31,200	124,500	268,100	110,100	319,600	201,100	164,200	79,400	20,000	17,300	22,400	1.387,300
1956/57	22,100	48,600	34,200	85,300	101,800	26,300	67,500	67,700	301,400	21,800	15,900	16,300	808,900
1957/58	16,600	22,900	46,100	167,400	58,500	460,100	318,000	42,200	27,300	22,300	16,800	16,700	1.214,900
1958/59	17,200	47,800	277,000	200,700	48,700	207,300	175,300	131,900	41,800	21,200	18,900	33,000	1.220,800
1959/60	121,400	296,300	668,200	238,200	177,200	203,000	70,000	27,900	18,700	19,900	22,700	22,000	1.885,500
1960/61	257,000	322,300	373,500	493,800	439,100	81,700	206,000	85,300	59,100	25,300	27,000	21,700	2.391,800
1961/62	119,100	369,300	135,000	165,300	224,700	283,200	310,200	34,700	43,900	18,900	16,900	18,800	1.740,000
1962/63	19,400	154,500	353,100	330,000	158,100	307,200	266,500	47,300	39,700	28,800	107,200	58,100	1.869,900
1963/64	26,300	101,700	136,300	25,900	155,900	240,900	344,500	13,800	9,100	6,700	6,100	4,800	1.072,000
1964/65	51,500	44,000	188,600	255,700	71,300	239,400	144,400	48,200	26,000	20,300	17,300	63,200	1.169,900
1965/66	53,600	117,100	391,100	138,700	173,900	108,200	126,100	108,100	28,500	17,500	15,600	14,700	1.293,100
1966/67	72,100	293,000	302,700	98,200	55,300	77,500	113,200	54,200	32,900	22,700	21,800	14,600	1.158,200
1967/68	19,100	142,700	180,300	241,900	137,100	96,400	83,300	119,200	45,600	25,100	32,000	29,200	1.151,900
1968/69	20,900	48,300	152,100	97,700	108,700	210,900	176,100	100,000	82,400	37,800	21,200	31,600	1.087,700
1969/70	20,600	16,500	286,000	190,000	156,900	123,400	62,500	80,900	29,000	23,400	22,200	19,700	1.031,100
1970/71	13,500	29,400	30,600	83,800	179,800	140,600	175,600	133,700	76,400	36,100	21,400	24,700	945,600
1971/72	20,000	49,400	106,700	173,700	263,000	108,800	140,100	105,000	44,200	27,100	22,300	41,800	1.102,100
1972/73	24,000	46,100	125,300	176,000	185,200	92,700	77,100	51,300	51,800	21,200	16,700	15,300	882,700
1973/74	10,600	13,600	74,900	62,900	133,100	178,900	84,600	51,600	20,500	20,151	16,400	23,300	690,551
1974/75	158,900	256,300	77,100	91,800	83,700	141,400	187,100	95,900	51,000	19,900	17,800	19,000	1.199,900
1975/76	19,700	96,200	92,200	32,000	194,100	92,100	103,800	40,500	19,300	20,500	17,600	18,700	746,700
1976/77	93,500	150,100	137,000	126,400	127,600	49,200	73,000	115,900	110,300	39,000	36,000	20,700	1.078,700
1977/78	31,700	75,600	85,900	135,700	371,900	246,000	166,100	165,400	36,100	22,200	15,600	14,400	1.366,600
1978/79	16,400	10,600	43,300	302,000	259,200	113,400	236,900	102,800	89,300	24,000	18,700	24,500	1.241,100
1979/80	49,600	139,100	73,200	120,200	72,000	209,800	58,600	126,500	52,768	22,793	17,800	11,200	953,561
1980/81	129,100	84,300	345,600	331,100	110,100	127,200	111,000	116,100	29,100	21,800	16,900	13,100	1.435,400
1981/82	40,200	27,900	293,200	178,000	173,300	240,200	45,600	50,844	30,893	17,566	15,955	19,685	1.133,342
1982/83	98,500	140,819	334,741	87,500	165,700	162,200	240,500	66,100	27,900	18,800	14,900	17,800	1.375,461
1983/84	10,800	17,400	77,500	182,600	200,000	87,500	140,000	175,900	88,200	21,400	16,400	15,700	1.033,400
1984/85	61,100	216,800	102,000	154,900	104,300	107,300	92,200	120,200	33,800	17,900	8,400	6,300	1.025,200
1985/86	6,700	12,800	20,400	144,200	163,800	137,200	182,300	83,800	24,500	16,300	11,300	9,200	812,500
1986/87	11,300	42,900	116,100	122,700	169,100	66,300	182,900	26,400	22,200	16,900	11,500	6,600	794,900
1987/88	32,300	51,800	75,500	210,200	206,700	130,500	200,700	69,100	101,100	50,700	18,500	15,100	1.162,200
1988/89	14,500	8,400	24,300	20,100	27,200	70,100	183,400	53,600	19,900	14,500	12,600	7,300	455,900
1989/90	8,900	31,300	19,600	24,700	63,400	25,400	170,800	54,100	31,600	16,700	11,900	11,200	469,600
1990/91	21,400	44,300	132,300	101,300	40,100	85,200	136,200	196,900	25,500	17,900	15,700	12,000	828,800
1991/92	41,500	164,400	60,500	28,200	30,100	52,300	221,100	42,700	60,700	43,800	18,700	26,800	790,800
1992/93	164,087	89,567	239,054	36,700	18,000	36,100	66,400	70,700	30,800	20,800	8,200	46,900	827,309
1993/94	100,500	46,000	219,400	226,700	147,000	67,800	220,700	66,300	24,800	15,500	7,600	8,000	1.150,300
1994/95	24,800	70,900	91,700	217,600	84,700	173,400	42,600	44,300	21,700	10,300	5,400	7,400	794,800
1995/96	11,100	16,600	92,400	92,100	164,000	93,800	52,700	39,200	18,000	13,700	16,100	18,700	628,400
1996/97	32,300	153,100	291,100	239,600	56,700	25,800	19,000	44,900	62,100	46,600	41,800	19,200	1.032,200
1997/98	15,800	54,500	215,400	111,600	38,600	71,500	108,600	46,200	29,400	16,300	9,000	23,100	740,000
1998/99	64,500	85,600	92,300	114,400	138,300	105,300	93,800	101,700	23,200	16,200	13,900	35,400	884,600
1999/00	42,500	103,400	103,900	46,600	76,100	43,300	173,700	66,600	50,400	26,900	21,300	8,800	763,500
2000/01	127,200	209,900	118,500	194,900	92,600	171,800	88,400	78,400	20,100	14,200	9,400	7,400	1.132,800
2001/02	13,400	26,800	16,900	24,700	80,600	87,400	65,000	36,300	39,200	12,100	8,800	16,500	427,700
2002/03	16,300	107,400	278,700	142,100	296,700	170,400	35,700	35,300	14,600	7,600	13,489	22,069	1.140,358
2003/04	77,507	92,690	162,527	210,541	179,571	170,589	156,776	75,387	37,251	18,525	16,390	13,627	1.211,382
2004/05	32,466	41,818	111,373	72,394	53,159	94,005	156,861	61,010	29,413	14,416	12,049	11,189	690,153
2005/06	36,552	127,084	101,860	118,594	80,471	217,333	100,829	50,040	34,778	18,029	14,442	31,767	931,781

936. Río Itatí aguas abajo de río Salazar

1940/2005
(hm³)

Serie completa

	Oct	Nov	Dic	Ene	Feb	Mar	Abr	May	Jun	Jul	Ago	Sep	Total
Máximo	257,000	369,300	668,200	493,800	439,100	460,100	344,500	218,400	301,400	50,700	107,200	63,200	2.391,800
Mínimo	6,700	8,400	16,900	20,100	18,000	25,400	13,900	12,400	9,100	6,700	4,900	4,800	300,551
Media	45,365	94,131	155,433	156,120	151,409	141,084	130,681	80,416	43,953	20,969	18,236	19,837	1.057,636

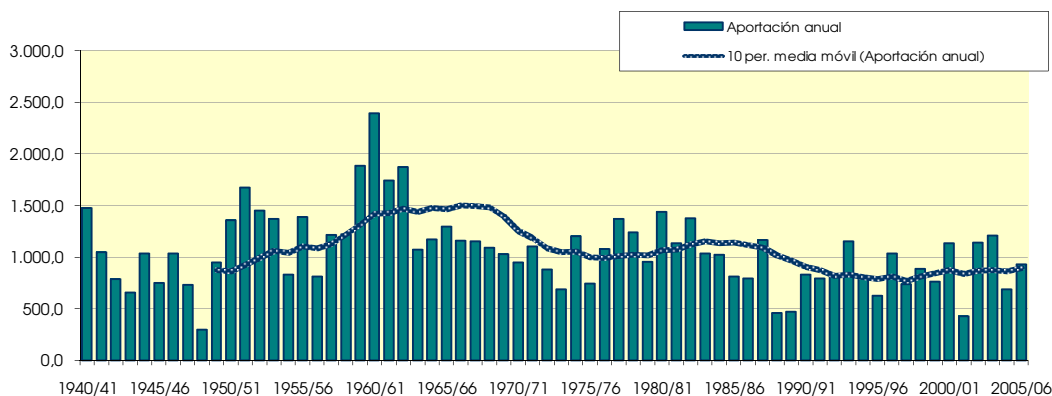
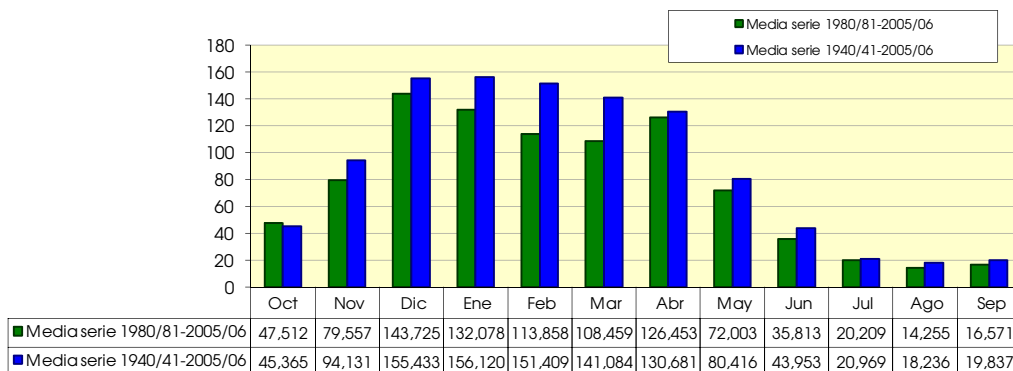
Percentil 1%	8,130	9,830	18,525	23,090	22,355	25,660	17,215	13,310	12,350	7,285	5,225	5,775	383,198
Percentil 5%	10,525	14,325	21,375	26,250	32,225	29,500	35,175	26,775	16,400	10,523	7,750	6,850	509,300
Percentil 10%	11,200	18,500	38,250	34,350	42,000	47,100	47,600	35,000	18,350	13,950	8,900	7,450	690,352
Percentil 25%	16,750	31,525	77,775	88,575	73,025	78,550	66,675	45,225	21,825	16,400	13,592	13,232	798,400
Percentil 50%	27,050	57,700	121,500	146,150	151,450	111,100	112,100	66,450	30,846	19,850	16,400	17,950	1.036,150
Desviación típica	45,972	84,666	117,940	95,071	99,839	90,522	77,532	47,736	41,203	8,524	12,994	11,327	364,805
Coef. variación	1,013	0,899	0,759	0,609	0,659	0,642	0,593	0,594	0,937	0,407	0,713	0,571	0,345

1980/2005
(hm³)

Serie para asignación y reserva

	Oct	Nov	Dic	Ene	Feb	Mar	Abr	May	Jun	Jul	Ago	Sep	Total
Máximo	164,087	216,800	345,600	331,100	296,700	240,200	240,500	196,900	101,100	50,700	41,800	46,900	1.435,400
Mínimo	6,700	8,400	16,900	20,100	18,000	25,400	19,000	26,400	14,600	7,600	5,400	6,300	427,700
Media	47,512	79,557	143,725	132,078	113,858	108,459	126,453	72,003	35,813	20,209	14,255	16,571	910,492

Percentil 1%	7,250	9,500	17,575	21,250	20,300	25,500	23,175	28,625	15,450	8,275	5,950	6,375	434,750
Percentil 5%	9,375	13,750	19,800	24,700	27,925	28,375	37,425	35,550	18,475	10,750	7,750	6,775	459,325
Percentil 10%	10,950	17,000	22,350	26,450	34,350	39,700	44,100	37,750	20,000	12,900	8,300	7,350	549,000
Percentil 25%	14,825	33,929	81,050	76,170	58,375	68,375	71,900	45,225	23,525	14,750	9,875	8,900	770,325
Percentil 50%	32,383	62,700	107,637	120,647	98,450	93,903	123,600	63,555	29,407	17,233	13,695	14,364	856,700
Desviación típica	43,301	59,281	100,478	80,241	69,032	58,028	64,282	41,161	20,950	10,618	6,858	9,910	266,566
Coef. variación	0,911	0,745	0,699	0,608	0,606	0,535	0,508	0,572	0,585	0,525	0,481	0,598	0,293



937. Río Nela bajo

(hm ²)	Oct	Nov	Dic	Ene	Feb	Mar	Abr	May	Jun	Jul	Ago	Sep	Total
1940/41	38,797	39,823	96,805	149,223	135,125	88,767	78,609	93,812	38,194	17,382	13,108	11,040	800,684
1941/42	20,716	29,720	47,707	174,106	97,523	77,361	98,468	37,927	19,318	10,444	9,215	11,575	634,079
1942/43	24,410	18,317	29,229	65,700	69,376	43,113	33,774	29,489	12,686	6,704	5,088	7,127	345,014
1943/44	12,319	68,172	85,208	43,931	99,933	64,711	50,013	29,215	14,742	7,807	6,074	6,112	488,237
1944/45	88,533	40,851	110,696	216,176	69,663	55,367	40,596	24,858	12,233	6,929	8,866	6,112	680,882
1945/46	15,623	18,485	58,376	31,624	26,294	31,608	72,673	61,069	20,765	10,195	7,382	6,030	360,124
1946/47	9,737	30,052	202,972	70,538	108,559	89,949	50,515	44,507	19,786	9,872	7,941	11,535	655,964
1947/48	16,833	34,293	126,907	204,116	50,824	38,842	75,334	36,827	16,201	8,198	6,143	5,684	620,202
1948/49	11,473	11,601	15,130	52,192	17,071	114,397	51,225	30,126	14,717	7,388	5,793	11,409	342,522
1949/50	12,470	30,267	65,761	51,500	70,982	50,814	128,568	44,199	19,723	9,952	7,668	6,041	497,946
1950/51	23,337	17,100	188,508	170,293	108,337	113,552	72,529	87,202	31,789	17,822	12,425	11,732	854,626
1951/52	43,129	49,875	82,123	206,768	117,240	105,010	134,564	47,863	23,699	17,533	11,298	10,266	849,368
1952/53	25,962	42,565	115,893	182,952	162,793	76,872	95,669	39,753	37,865	14,934	10,239	9,231	814,728
1953/54	56,701	26,631	39,073	167,785	224,668	95,586	96,071	62,426	27,222	13,641	13,769	10,058	833,631
1954/55	13,463	20,762	31,835	89,320	68,879	60,619	39,069	21,435	12,288	6,788	4,958	4,578	373,995
1955/56	24,784	17,121	46,880	97,428	60,171	82,756	127,340	68,121	26,585	13,369	9,347	7,578	581,480
1956/57	22,363	98,356	42,497	61,055	42,994	34,919	57,944	38,307	27,491	12,155	8,334	6,850	453,265
1957/58	10,361	31,657	69,452	130,420	63,131	129,299	88,633	49,678	25,471	13,084	9,463	7,609	628,259
1958/59	14,609	56,897	118,761	114,422	43,199	91,119	73,330	54,203	24,891	12,937	10,140	11,106	625,615
1959/60	53,972	62,427	250,826	171,101	102,225	107,505	71,350	38,256	18,632	9,710	7,054	7,329	900,387
1960/61	35,086	31,663	276,177	193,186	65,264	46,145	47,130	29,811	15,198	8,012	5,715	4,963	758,350
1961/62	26,645	141,949	73,119	102,703	155,058	117,882	100,463	58,126	26,825	13,374	9,369	7,549	833,062
1962/63	13,228	54,918	104,318	60,112	83,466	121,057	74,211	36,163	19,150	9,909	7,704	11,935	596,171
1963/64	21,598	14,532	32,331	11,598	13,158	48,913	69,078	4,653	2,811	1,361	3,183	0,884	224,100
1964/65	5,706	6,725	25,888	63,612	34,815	87,548	50,383	6,930	1,992	3,392	5,285	8,251	300,527
1965/66	7,733	27,358	127,519	37,687	44,414	62,914	19,882	32,839	67,337	10,868	4,392	2,650	445,593
1966/67	37,549	179,139	136,806	65,656	18,520	16,298	37,605	23,647	13,027	5,151	3,255	4,270	540,921
1967/68	3,691	40,699	161,384	210,317	53,332	56,922	47,740	23,627	11,560	4,111	4,035	4,746	622,164
1968/69	2,887	4,249	16,738	24,824	30,010	37,816	45,934	19,516	9,499	3,604	3,061	26,200	224,338
1969/70	5,770	6,590	211,811	67,132	74,158	113,201	50,237	44,978	11,214	4,483	5,146	2,990	597,711
1970/71	5,882	15,852	20,356	28,663	46,137	84,835	70,550	89,169	32,109	13,217	6,286	5,157	418,213
1971/72	4,967	90,402	119,361	93,016	133,011	74,502	75,746	105,367	41,224	12,791	7,909	9,306	767,602
1972/73	16,524	8,621	15,280	46,639	167,663	53,398	64,590	25,041	32,916	8,303	6,797	5,226	450,997
1973/74	26,709	10,400	59,360	28,439	93,397	123,818	50,153	24,441	11,569	7,201	5,128	5,422	446,037
1974/75	84,349	88,482	39,186	38,641	37,423	72,792	149,732	44,334	21,518	6,553	6,752	6,338	596,099
1975/76	17,303	113,795	65,711	76,952	55,309	51,547	116,450	36,806	18,685	9,999	8,241	7,388	578,186
1976/77	16,469	46,704	37,847	25,575	24,257	18,814	63,240	87,074	104,542	32,587	19,859	8,620	485,587
1977/78	8,849	19,185	44,007	135,238	204,815	75,718	94,081	90,599	26,573	11,399	6,878	4,674	722,017
1978/79	13,081	11,275	33,693	158,599	91,955	54,228	160,019	43,068	14,442	8,853	7,640	10,086	606,938
1979/80	30,504	161,132	86,365	133,998	22,314	66,989	120,641	84,958	25,285	15,079	6,902	5,345	759,511
1980/81	28,424	23,509	192,518	214,738	66,436	63,644	52,607	49,253	13,470	11,912	7,119	5,520	729,151
1981/82	16,478	8,893	66,512	62,928	74,013	87,900	18,744	11,825	15,629	6,128	8,699	6,699	384,448
1982/83	32,938	54,115	187,419	52,855	116,361	96,971	127,271	33,926	14,235	10,653	66,298	24,339	817,381
1983/84	9,254	8,800	27,447	104,973	110,819	94,141	58,100	90,097	39,997	8,489	5,109	10,905	568,132
1984/85	41,528	45,919	52,029	103,918	49,259	84,211	49,417	89,733	22,618	12,927	5,959	3,425	560,943
1985/86	3,620	10,916	16,461	92,664	117,344	75,012	50,315	32,642	18,188	4,315	2,536	8,566	432,579
1986/87	7,265	10,658	36,750	56,206	92,932	55,502	73,348	13,425	17,147	6,446	5,039	2,029	376,746
1987/88	5,338	39,939	66,023	53,089	76,551	122,241	149,724	34,639	25,969	30,689	11,522	7,233	622,956
1988/89	5,780	4,983	22,630	17,033	9,544	30,016	72,719	27,524	10,589	3,659	1,890	2,120	208,487
1989/90	2,628	15,411	9,490	17,347	12,454	10,016	136,624	28,165	11,462	4,582	1,784	1,987	251,951
1990/91	4,191	13,602	70,122	39,646	25,936	73,777	74,732	136,029	16,308	6,191	2,622	4,190	467,345
1991/92	16,222	72,581	22,698	15,278	14,308	35,711	123,398	36,491	41,599	25,367	4,981	7,326	415,961
1992/93	118,082	61,204	83,895	17,791	10,704	78,148	37,772	32,928	18,494	17,187	8,000	11,080	495,284
1993/94	33,490	20,926	140,020	108,835	38,833	26,243	71,708	21,941	9,001	3,125	3,491	15,338	492,951
1994/95	15,630	19,658	28,080	147,951	29,198	114,956	19,015	20,583	6,687	6,413	1,840	2,775	412,784
1995/96	2,107	9,938	18,167	20,870	80,142	80,780	31,287	16,223	5,995	7,927	6,075	5,579	285,089
1996/97	10,477	49,320	120,508	118,793	47,554	34,989	26,063	49,060	17,861	12,071	9,662	9,026	505,384
1997/98	13,409	51,072	91,702	61,590	41,970	53,187	103,109	46,308	20,371	10,300	7,264	8,514	508,795
1998/99	28,738	40,289	41,944	67,946	84,492	65,922	51,231	40,867	17,657	8,972	6,357	5,547	459,963
1999/00	9,821	50,924	99,935	51,914	45,493	49,735	68,728	36,757	17,476	9,095	6,494	5,326	451,698
2000/01	29,528	47,097	60,851	157,748	67,325	111,297	67,169	35,271	17,087	9,180	6,663	5,376	614,590
2001/02	7,445	40,592	20,950	19,632	23,944	17,714	19,297	26,946	11,708	6,023	5,709	5,232	205,191
2002/03	11,643	18,712	157,352	172,440	114,076	65,007	83,331	43,654	20,720	10,555	7,375	5,886	710,749
2003/04	30,921	30,062	71,009	123,327	29,384	122,638	58,813	36,113	9,053	5,922	3,741	4,141	525,124
2004/05	14,640	49,265	122,362	107,746	119,147	93,118	142,059	54,315	24,772	12,249	8,415	6,622	754,710
2005/06	11,150	53,755	77,463	78,312	60,300	90,477	49,708	26,834	13,518	7,257	5,087	4,084	477,944

937. Río Neila bajo

1940/2005

(hm³)

Serie completa

	Oct	Nov	Dic	Ene	Feb	Mar	Abr	May	Jun	Jul	Ago	Sep	Total
Máximo	118,082	179,139	276,177	216,176	224,668	129,299	160,019	136,029	104,542	32,587	66,298	26,200	900,387
Mínimo	2,107	4,249	9,490	11,598	9,544	10,016	18,744	4,653	1,992	1,361	1,784	0,884	205,191
Media	21,740	40,466	82,064	93,012	71,909	72,286	73,643	44,272	21,354	10,223	7,842	7,422	546,234

Percentil 1%	2,446	4,727	13,156	13,990	10,298	14,100	18,920	6,133	2,524	2,508	1,820	1,601	207,333
Percentil 5%	3,638	7,199	16,530	17,458	13,446	20,672	21,427	14,124	7,266	3,618	2,557	2,252	231,241
Percentil 10%	5,152	9,415	20,653	22,847	20,417	33,263	35,689	21,009	10,044	4,399	3,219	3,208	321,525
Percentil 25%	9,375	16,164	34,457	47,854	37,775	50,997	50,048	27,684	13,138	6,591	5,093	5,175	435,832
Percentil 50%	15,626	30,962	66,267	73,745	65,850	74,139	69,814	36,816	18,341	9,445	6,774	6,480	533,023
Desviación típica	20,896	35,736	61,138	59,939	46,871	30,697	35,529	25,736	14,898	5,714	7,938	4,327	177,622
Coef. variación	0,961	0,883	0,745	0,644	0,652	0,425	0,482	0,581	0,698	0,559	1,012	0,583	0,325

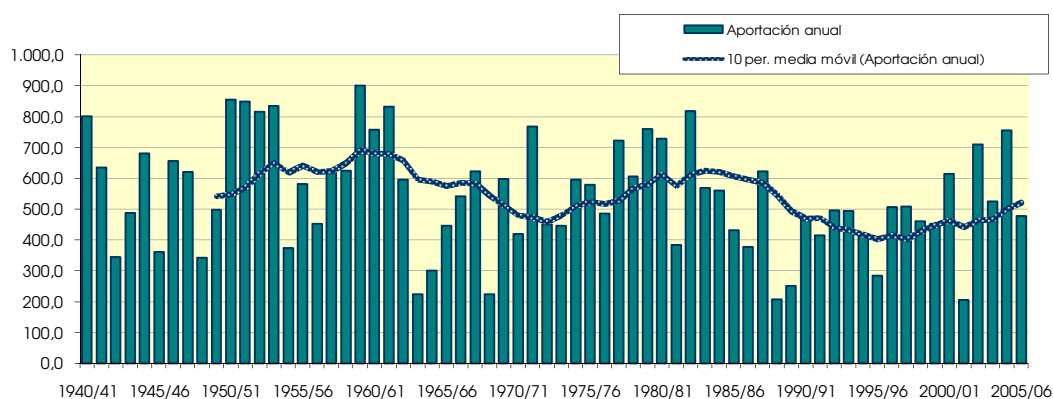
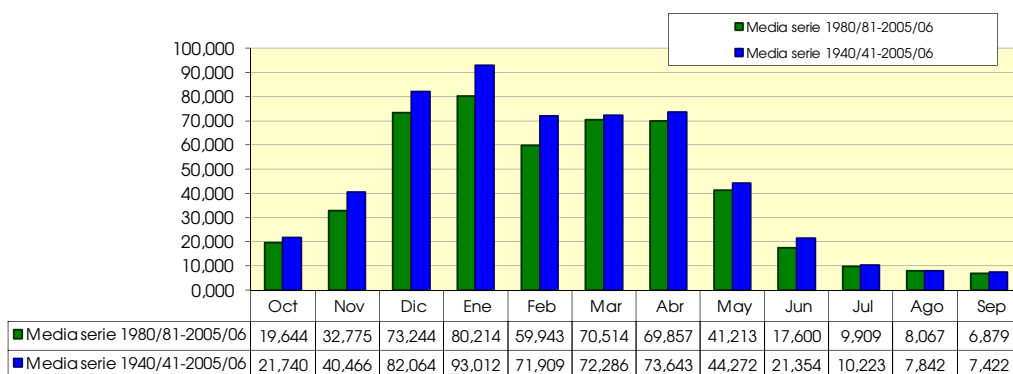
1980/2005

(hm³)

Serie para asignación y reserva

	Oct	Nov	Dic	Ene	Feb	Mar	Abr	May	Jun	Jul	Ago	Sep	Total
Máximo	118,082	72,581	192,518	214,738	119,147	122,638	149,724	136,029	41,599	30,689	66,298	24,339	817,381
Mínimo	2,107	4,983	9,490	15,278	9,544	10,016	18,744	11,825	5,995	3,125	1,784	1,987	205,191
Media	19,644	32,775	73,244	80,214	59,943	70,514	69,857	41,213	17,600	9,909	8,067	6,879	489,859

Percentil 1%	2,237	5,938	11,233	15,717	9,834	11,941	18,812	12,225	6,168	3,258	1,798	1,997	206,015
Percentil 5%	2,876	8,823	16,887	17,111	11,142	19,846	19,086	14,124	7,266	3,823	1,852	2,051	219,353
Percentil 10%	3,905	9,415	19,559	17,569	13,381	28,130	22,680	18,403	9,027	4,449	2,213	2,447	268,520
Percentil 25%	7,310	14,054	27,605	42,713	29,244	50,598	49,490	27,091	12,148	6,144	4,051	4,153	413,578
Percentil 50%	12,526	35,001	66,267	65,437	54,780	74,395	62,991	34,955	17,117	8,730	6,017	5,563	485,448
Desviación típica	23,013	19,722	52,902	53,670	36,359	31,912	38,913	27,004	8,523	6,297	12,136	4,716	158,761
Coef. variación	1,172	0,602	0,722	0,669	0,607	0,453	0,557	0,655	0,484	0,635	1,504	0,685	0,324



938. Río Aragón aguas abajo de río Zidacos

1940/2005
(hm³)

Serie completa

	Oct	Nov	Dic	Ene	Feb	Mar	Abr	May	Jun	Jul	Ago	Sep	Total
Máximo	715,498	806,248	1.110,787	843,739	837,596	662,253	654,849	577,137	602,558	179,505	285,290	302,875	4.924,460
Mínimo	17,269	22,724	42,284	38,863	41,367	67,121	56,088	90,566	54,894	36,379	21,350	16,566	964,241
Media	148,717	234,472	322,978	327,164	306,986	308,771	316,738	262,349	168,386	83,196	64,395	81,814	2.625,967

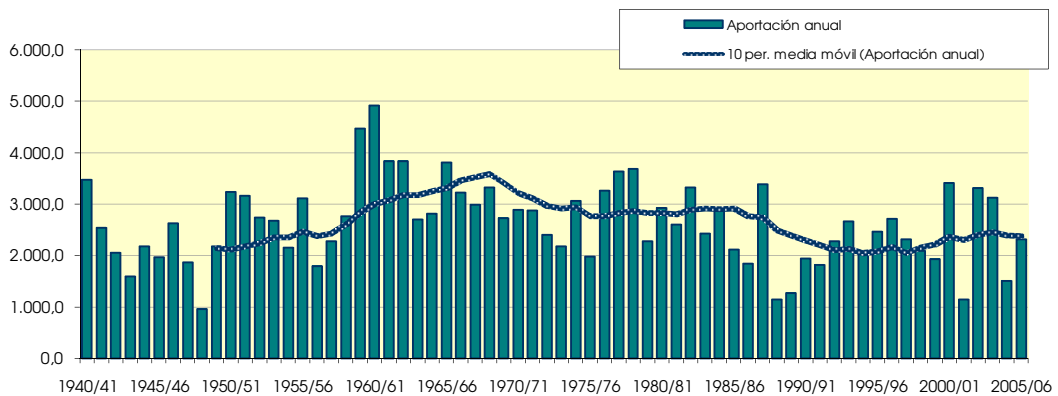
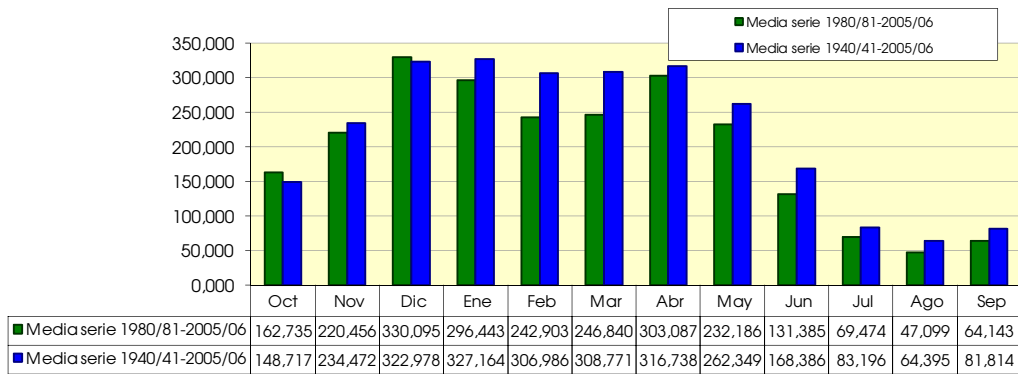
Percentil 1%	17,986	27,649	48,729	47,945	45,937	67,379	74,542	93,197	61,357	36,385	22,124	18,345	1.078,876
Percentil 5%	31,118	56,830	77,238	63,874	64,084	85,918	121,363	105,366	68,208	39,108	24,370	23,632	1.328,489
Percentil 10%	46,816	72,874	95,863	77,564	102,984	106,485	150,905	126,843	84,044	48,676	30,052	32,249	1.806,063
Percentil 25%	64,314	100,368	165,349	213,858	170,454	187,482	198,419	183,637	105,099	57,657	41,955	41,226	2.098,165
Percentil 50%	111,463	175,859	266,538	311,010	298,897	255,697	292,619	231,981	141,887	78,711	59,689	68,135	2.645,574
Desviación típica	124,778	182,266	213,787	186,631	185,835	169,603	147,187	112,885	96,189	33,160	38,356	55,607	779,788
Coef. variación	0,839	0,777	0,662	0,570	0,605	0,549	0,465	0,430	0,571	0,399	0,596	0,680	0,297

1980/2005
(hm³)

Serie para asignación y reserva

	Oct	Nov	Dic	Ene	Feb	Mar	Abr	May	Jun	Jul	Ago	Sep	Total
Máximo	537,330	664,621	740,628	598,345	608,780	620,799	589,815	429,339	347,823	179,505	119,392	185,233	3.412,182
Mínimo	17,269	30,301	42,284	38,863	41,367	67,121	84,478	94,613	64,838	36,379	21,350	16,566	1.140,602
Media	162,735	220,456	330,095	296,443	242,903	246,840	303,087	232,186	131,385	69,474	47,099	64,143	2.346,845

Percentil 1%	17,545	36,629	44,763	42,356	44,365	67,220	93,664	94,773	65,098	36,619	21,648	17,250	1.142,193
Percentil 5%	20,223	57,755	57,117	53,634	54,545	71,439	123,826	98,906	66,391	37,698	22,607	20,010	1.177,172
Percentil 10%	26,905	67,880	88,696	61,883	74,722	90,276	139,907	121,299	68,488	39,437	23,478	22,586	1.389,188
Percentil 25%	49,666	105,999	186,406	144,584	142,702	159,200	196,584	166,488	89,708	49,674	29,724	37,235	1.928,742
Percentil 50%	137,514	180,929	220,951	289,681	219,359	227,453	293,119	217,497	121,731	59,589	42,652	47,810	2.311,458
Desviación típica	131,621	159,102	225,647	179,388	142,684	134,636	127,630	90,110	68,099	35,076	25,141	46,551	678,155
Coef. variación	0,809	0,722	0,684	0,605	0,587	0,545	0,421	0,388	0,518	0,505	0,534	0,726	0,289



939. Río Ebro aguas abajo de río Oca, río Nela y río Jerea

(hm ²)	Oct	Nov	Dic	Ene	Feb	Mar	Abr	May	Jun	Jul	Ago	Sep	Total
1940/41	100,300	102,261	183,719	343,029	335,355	281,391	211,689	360,948	139,368	66,985	47,407	39,872	2.212,323
1941/42	44,629	85,324	90,406	310,471	211,152	201,010	263,636	110,027	57,091	36,004	35,040	50,377	1.495,167
1942/43	58,734	45,438	97,004	191,394	152,166	127,803	96,996	80,037	36,698	24,456	20,410	42,031	973,167
1943/44	44,164	155,103	173,626	90,988	211,071	143,178	127,280	77,529	41,613	27,106	26,862	28,657	1.147,177
1944/45	195,647	93,469	209,992	362,216	161,757	141,311	93,579	76,379	34,343	24,945	31,860	23,059	1.448,558
1945/46	41,403	46,549	123,360	70,419	66,151	85,448	198,791	199,716	62,948	35,982	27,786	23,594	982,146
1946/47	28,392	79,553	366,383	143,774	266,259	301,405	124,792	129,088	56,710	30,166	24,913	54,285	1.605,721
1947/48	41,316	63,795	227,428	418,173	126,301	83,684	151,208	100,683	42,054	23,952	18,801	17,058	1.314,455
1948/49	24,869	25,549	48,464	102,786	39,926	228,372	116,779	82,270	40,955	22,420	17,340	48,753	798,484
1949/50	34,822	64,531	121,842	109,742	154,396	118,408	228,702	139,068	56,904	30,367	22,599	18,101	1.099,482
1950/51	45,120	38,299	334,488	310,976	262,152	300,991	173,804	210,744	104,388	53,967	35,179	37,411	1.907,517
1951/52	86,412	193,121	154,004	349,826	251,055	268,874	313,887	116,530	63,758	80,264	39,724	29,843	1.947,299
1952/53	51,231	82,529	223,778	308,518	297,333	198,532	222,162	94,865	124,234	46,214	29,238	29,024	1.707,658
1953/54	138,484	57,706	86,740	324,651	436,814	257,874	226,379	163,513	95,012	39,489	34,219	26,261	1.887,143
1954/55	34,190	48,854	56,147	167,150	154,692	186,930	82,425	50,510	39,026	24,985	17,707	14,542	877,159
1955/56	53,070	63,111	118,780	230,972	139,256	306,398	341,105	191,119	79,790	40,308	28,516	24,213	1.616,637
1956/57	49,374	254,593	103,730	111,533	134,934	85,845	122,631	93,376	95,741	39,120	23,986	19,382	1.134,246
1957/58	21,342	101,848	144,992	258,857	155,905	294,870	215,256	123,205	69,266	37,673	28,139	23,139	1.474,493
1958/59	35,683	138,187	297,895	230,672	85,777	210,794	162,329	148,822	85,145	47,893	35,637	68,313	1.547,148
1959/60	143,652	210,084	685,136	480,130	340,840	279,528	159,260	100,021	50,016	29,623	22,601	22,777	2.523,669
1960/61	112,537	132,142	575,687	441,827	168,153	100,057	101,135	83,909	45,967	27,577	19,419	20,503	1.828,914
1961/62	71,164	392,799	216,288	307,183	399,767	332,780	246,551	165,655	74,540	39,888	28,744	23,336	2.298,694
1962/63	30,857	114,558	234,804	178,962	179,391	286,158	185,875	84,874	55,726	31,872	23,842	68,827	1.475,748
1963/64	46,900	96,165	100,028	52,596	90,682	188,321	188,869	49,603	28,149	17,280	16,036	11,939	886,569
1964/65	29,592	35,770	109,090	192,171	100,334	208,181	162,964	47,474	22,213	16,285	15,247	36,377	975,698
1965/66	33,784	90,633	289,581	151,833	268,849	177,565	105,759	100,733	156,195	41,868	23,299	17,222	1.457,321
1966/67	149,661	433,219	274,654	159,761	74,897	98,633	110,689	103,225	52,715	32,547	18,213	16,604	1.524,818
1967/68	14,297	149,811	388,320	389,091	177,131	181,209	178,245	114,800	52,943	26,326	21,627	27,809	1.721,609
1968/69	28,912	25,169	49,683	59,828	88,908	123,995	165,846	113,018	52,751	24,428	17,692	71,238	821,468
1969/70	29,613	33,274	413,236	324,922	234,978	287,136	140,308	112,854	54,973	33,752	41,547	26,551	1.733,144
1970/71	35,402	45,880	63,850	90,075	93,407	208,520	212,513	292,273	126,033	70,888	37,775	32,204	1.308,818
1971/72	19,829	228,217	250,577	239,618	367,609	211,860	199,177	298,606	147,740	67,727	45,079	50,031	2.126,069
1972/73	87,074	39,197	58,043	138,604	390,914	129,773	165,853	124,571	102,542	55,170	52,437	45,483	1.389,661
1973/74	85,208	54,831	147,488	106,494	237,272	321,182	178,148	89,892	59,657	54,362	47,495	44,745	1.426,772
1974/75	184,415	218,616	100,720	117,050	182,708	168,334	323,816	151,658	75,425	53,867	56,274	57,921	1.590,803
1975/76	58,092	249,428	163,351	153,688	139,666	111,123	270,070	104,829	63,849	62,813	60,533	57,471	1.494,914
1976/77	49,279	93,247	91,154	91,310	102,176	69,087	164,010	241,997	306,096	137,262	85,621	56,606	1.487,846
1977/78	45,332	50,080	150,676	392,413	530,670	245,035	326,511	299,448	103,140	75,260	60,248	47,016	2.325,828
1978/79	62,927	51,303	151,812	400,253	356,876	257,092	377,002	137,590	60,487	62,072	53,730	67,658	2.038,801
1979/80	129,759	382,212	211,025	282,265	86,148	211,700	291,860	249,905	104,269	73,046	64,040	50,080	2.136,308
1980/81	72,585	71,214	343,638	395,774	143,577	144,283	149,087	112,872	39,618	61,519	51,237	44,606	1.630,011
1981/82	46,694	25,233	144,788	134,027	134,080	145,800	41,008	33,246	38,146	15,705	21,326	18,881	798,934
1982/83	53,108	132,968	388,953	111,579	246,940	207,432	341,731	130,201	58,920	42,050	169,033	59,199	1.942,115
1983/84	26,814	25,858	82,682	191,335	245,573	232,095	139,667	232,280	107,698	35,654	26,976	30,430	1.377,062
1984/85	85,720	161,494	123,121	226,923	129,411	175,311	151,179	235,152	72,812	52,031	29,559	19,924	1.462,636
1985/86	14,079	43,954	54,015	182,927	255,922	149,839	125,555	76,595	36,402	21,433	14,992	25,105	1.000,817
1986/87	19,998	23,168	71,292	139,044	212,843	133,298	140,702	39,156	36,566	22,333	17,784	12,237	868,419
1987/88	38,298	110,073	167,838	168,012	198,001	270,777	421,841	140,986	97,981	86,021	40,544	27,900	1.768,273
1988/89	25,358	18,805	48,836	37,649	27,212	55,866	170,193	71,169	31,440	22,719	20,921	10,784	540,952
1989/90	10,365	44,169	95,122	84,871	49,368	33,957	286,763	83,819	42,354	22,696	16,267	12,244	781,996
1990/91	24,595	53,766	144,741	122,469	80,675	220,363	208,291	290,178	66,409	34,095	20,420	24,667	1.290,670
1991/92	40,273	155,508	61,505	52,558	38,332	126,944	291,476	108,417	155,565	72,772	32,199	27,729	1.163,279
1992/93	252,774	122,947	182,331	61,075	79,296	180,710	122,051	110,478	79,491	44,321	30,918	31,905	1.298,296
1993/94	94,977	61,081	247,711	277,598	126,442	86,394	134,896	86,102	48,393	22,055	19,610	34,527	1.239,786
1994/95	36,504	51,970	80,001	327,975	145,037	221,718	67,787	60,849	32,921	28,163	16,356	18,564	1.087,844
1995/96	13,691	50,945	104,103	164,330	259,064	224,351	133,624	69,605	35,140	26,704	24,938	20,213	1.126,708
1996/97	35,361	123,824	338,716	296,717	114,893	75,054	53,385	107,230	72,272	64,012	48,155	31,905	1.361,523
1997/98	35,131	134,841	247,464	149,135	103,333	133,584	237,628	138,988	67,298	32,586	22,918	27,598	1.330,504
1998/99	71,235	86,878	103,147	167,063	188,439	137,534	108,940	99,404	43,579	27,020	22,317	24,234	1.079,789
1999/00	43,754	143,431	245,094	121,936	103,071	102,887	212,798	106,611	48,016	31,716	22,678	17,732	1.199,725
2000/01	63,160	116,238	167,188	405,667	236,590	324,711	146,346	88,938	42,492	27,787	21,035	21,696	1.661,845
2001/02	18,542	106,756	49,839	56,385	60,839	56,512	62,605	84,593	49,892	22,023	25,452	21,876	615,315
2002/03	41,455	58,408	345,455	396,655	333,635	166,305	194,587	115,293	54,705	30,476	22,493	18,949	1.778,417
2003/04	83,949	102,643	159,490	273,113	123,446	290,903	159,960	96,855	36,044	23,868	20,502	24,739	1.395,512
2004/05	38,212	135,615	247,387	228,841	274,463	270,998	294,490	126,243	49,653	29,825	21,728	17,953	1.735,408
2005/06	30,210	129,254	175,688	169,253	134,114	238,867	110,011	57,889	32,029	20,514	15,041	13,480	1.126,352

939. Río Ebro aguas abajo de río Oca, río Neila y río Jerea

1940/2005

(hm³)

Serie completa

	Oct	Nov	Dic	Ene	Feb	Mar	Abr	May	Jun	Jul	Ago	Sep	Total
Máximo	252,774	433,219	685,136	480,130	530,670	332,780	421,841	360,948	306,096	137,262	169,033	71,238	2.523,669
Mínimo	10,365	18,805	48,464	37,649	27,212	33,957	41,008	33,246	22,213	15,705	14,992	10,784	540,952
Media	59,005	108,447	186,487	214,078	184,825	188,286	185,371	129,068	69,641	40,702	32,610	31,961	1.430,479

Percentil 1%	12,527	21,641	48,706	47,340	34,440	48,198	49,053	37,087	26,071	16,082	15,024	11,535	589,288
Percentil 5%	15,358	25,312	50,883	57,245	52,236	70,579	71,447	49,829	32,252	20,744	16,094	12,553	798,596
Percentil 10%	20,670	34,522	59,774	77,645	77,097	85,646	99,065	65,227	35,592	22,194	17,516	16,831	872,789
Percentil 25%	30,372	50,296	97,760	118,272	102,400	128,296	125,986	84,663	42,129	25,321	20,606	19,996	1.126,441
Percentil 50%	43,959	88,755	152,908	180,945	154,544	187,626	165,849	109,222	56,807	33,169	25,195	27,074	1.437,665
Desviación típica	46,612	86,419	125,604	117,038	107,288	78,127	82,167	70,507	43,688	21,445	22,326	15,958	436,031
Coef. variación	0,790	0,797	0,674	0,547	0,580	0,415	0,443	0,546	0,627	0,527	0,685	0,499	0,305

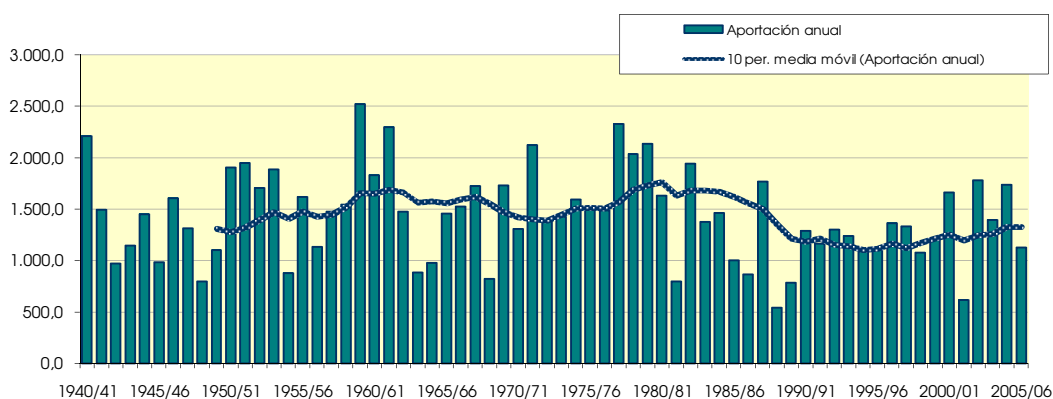
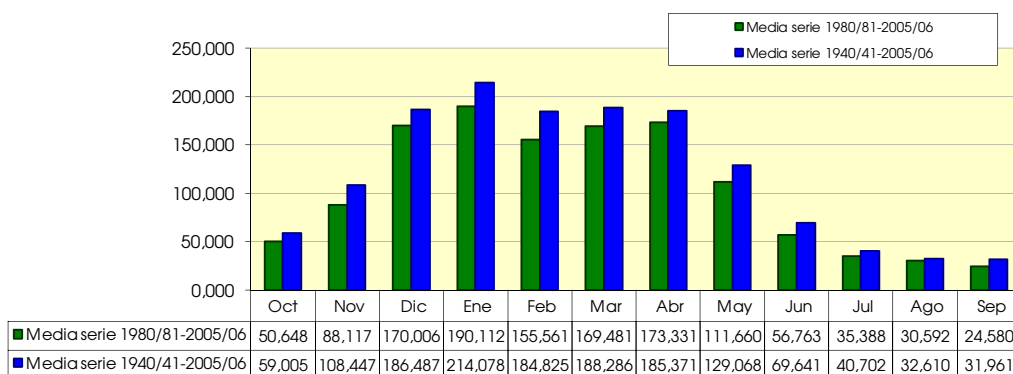
1980/2005

(hm³)

Serie para asignación y reserva

	Oct	Nov	Dic	Ene	Feb	Mar	Abr	May	Jun	Jul	Ago	Sep	Total
Máximo	252,774	161,494	388,953	405,667	333,635	324,711	421,841	290,178	155,565	86,021	169,033	59,199	1.942,115
Mínimo	10,365	18,805	48,836	37,649	27,212	33,957	41,008	33,246	31,440	15,705	14,992	10,784	540,952
Media	50,648	88,117	170,006	190,112	155,561	169,481	173,331	111,660	56,763	35,388	30,592	24,580	1.256,238

Percentil 1%	11,196	19,895	49,087	41,376	29,992	39,435	44,102	34,724	31,587	16,907	15,004	11,147	559,543
Percentil 5%	13,788	23,684	50,883	53,515	41,091	56,028	55,690	43,839	32,252	20,744	15,348	12,239	656,985
Percentil 10%	16,311	25,546	57,760	58,730	55,104	65,783	65,196	59,369	34,031	21,728	16,311	12,862	790,465
Percentil 25%	25,722	51,201	85,792	122,069	103,136	128,532	122,927	78,401	36,961	22,702	20,440	18,643	1.081,802
Percentil 50%	38,255	94,760	152,139	167,537	134,097	158,072	147,717	103,008	48,204	28,994	22,405	23,055	1.265,228
Desviación típica	47,356	45,586	101,787	108,067	82,117	77,300	92,649	59,486	28,491	17,869	29,707	10,462	364,011
Coef. variación	0,935	0,517	0,599	0,568	0,528	0,456	0,535	0,533	0,502	0,505	0,971	0,426	0,290



940. Río Ebro aguas abajo de río Najerilla

(hm ²)	Oct	Nov	Dic	Ene	Feb	Mar	Abr	May	Jun	Jul	Ago	Sep	Total
1940/41	278,518	245,354	397,120	615,602	788,187	588,437	454,719	820,805	349,368	163,268	105,687	95,942	4.903,006
1941/42	80,987	174,071	147,626	580,081	328,181	352,138	587,697	207,476	157,835	69,276	99,637	105,414	2.890,417
1942/43	113,210	90,409	192,707	366,646	304,443	205,576	205,928	144,039	65,215	62,415	38,152	83,493	1.872,232
1943/44	76,816	275,714	319,235	154,557	414,424	273,529	289,947	176,456	98,647	55,445	52,787	65,529	2.253,086
1944/45	312,164	200,718	481,786	709,318	328,400	294,023	196,383	151,802	87,142	48,429	107,966	41,868	2.960,000
1945/46	76,484	97,393	329,806	138,112	134,006	186,269	476,033	493,085	130,256	69,392	57,875	44,098	2.232,809
1946/47	51,381	122,662	577,514	266,231	589,951	676,818	260,616	280,315	119,582	58,465	61,935	108,921	3.174,391
1947/48	78,298	127,195	432,153	944,328	255,226	188,059	297,670	248,048	84,055	51,752	41,874	38,103	2.786,759
1948/49	61,307	60,439	109,389	172,419	89,064	455,460	268,080	220,179	114,168	47,238	46,071	190,892	1.834,704
1949/50	84,534	221,087	318,024	250,131	388,227	257,149	484,398	339,832	120,712	66,932	52,304	43,761	2.627,092
1950/51	91,796	104,328	743,855	623,026	615,483	690,784	378,178	500,020	265,901	122,268	92,490	73,811	4.301,939
1951/52	169,766	367,573	313,007	648,403	505,809	623,287	621,440	247,092	128,544	198,425	91,525	67,971	3.982,841
1952/53	113,210	236,185	488,951	541,562	584,904	318,005	384,046	166,773	272,660	83,403	57,748	58,176	3.305,624
1953/54	330,410	121,319	205,412	679,740	821,488	556,934	436,071	420,708	198,916	89,931	82,564	59,950	4.003,443
1954/55	76,037	143,833	133,320	484,704	429,321	385,625	207,869	116,522	133,083	81,823	46,507	43,311	2.881,955
1955/56	146,168	121,752	379,490	513,525	235,275	698,279	782,889	490,668	175,878	93,854	83,168	70,597	3.791,542
1956/57	121,124	557,561	210,919	238,945	323,157	198,342	247,432	267,750	262,238	82,504	53,848	47,430	2.611,252
1957/58	52,615	185,060	246,273	459,350	337,451	550,875	438,667	235,808	183,793	83,414	72,690	54,391	2.900,387
1958/59	73,048	260,533	728,683	434,338	171,290	453,332	329,022	329,887	174,433	98,260	76,200	171,896	3.300,924
1959/60	345,774	469,762	1.390,822	898,212	675,509	623,178	304,332	217,942	115,241	62,438	47,590	59,251	5.210,050
1960/61	323,842	339,561	1.347,968	896,762	345,267	210,169	297,258	241,296	110,608	65,665	48,468	73,077	4.299,942
1961/62	184,403	916,203	475,172	745,744	863,971	760,388	574,494	389,986	181,116	89,191	63,926	57,222	5.201,816
1962/63	79,756	216,838	427,402	381,367	348,477	685,266	387,592	180,678	168,443	72,397	62,405	144,808	3.155,427
1963/64	91,905	280,345	234,608	124,464	352,632	463,717	416,236	139,459	77,224	54,033	38,284	33,880	2.306,788
1964/65	94,610	110,737	312,926	472,247	235,741	495,022	446,304	143,519	68,268	44,829	41,323	107,018	2.572,543
1965/66	147,024	350,430	730,884	416,089	684,082	382,451	367,879	291,719	324,837	123,424	78,718	62,051	3.959,587
1966/67	352,667	910,697	583,376	391,335	212,026	276,749	282,119	279,482	130,035	73,862	53,227	50,479	3.596,055
1967/68	72,755	545,326	789,631	709,606	495,119	440,762	413,242	336,114	130,758	70,408	60,325	56,818	4.120,864
1968/69	52,316	71,519	224,983	180,532	216,006	432,743	554,607	340,296	149,087	79,639	52,561	167,649	2.521,938
1969/70	64,897	96,156	835,032	797,037	533,859	471,066	270,860	233,832	142,264	65,530	88,007	62,346	3.660,886
1970/71	69,707	107,678	126,824	201,488	197,575	432,248	484,970	676,311	293,508	153,961	78,729	63,145	2.886,144
1971/72	54,407	482,373	427,208	577,156	861,066	498,360	453,465	579,378	291,600	127,782	104,320	134,743	4.591,860
1972/73	151,193	127,587	166,594	304,896	694,844	256,799	315,322	258,885	242,500	95,131	88,801	74,329	2.776,881
1973/74	120,114	87,289	288,706	245,822	495,833	671,813	403,512	217,511	146,261	103,285	94,218	75,283	2.949,647
1974/75	376,438	425,258	195,199	270,085	189,356	455,698	707,631	394,166	186,292	103,912	101,190	105,879	3.511,105
1975/76	97,240	496,260	323,870	282,036	333,728	238,167	573,205	211,109	121,597	114,015	108,081	97,322	2.996,631
1976/77	109,487	198,910	291,057	272,867	273,361	175,025	328,329	612,093	681,499	303,388	176,978	106,474	3.529,467
1977/78	113,022	110,132	299,302	840,443	989,270	531,110	795,472	597,806	274,205	138,734	107,226	85,525	4.882,247
1978/79	118,455	104,239	398,181	870,556	867,542	618,705	765,469	309,711	149,962	119,518	102,902	142,360	4.567,599
1979/80	270,667	686,374	449,352	534,568	228,049	560,543	505,457	588,699	261,309	146,959	113,275	86,437	4.431,689
1980/81	170,718	215,386	734,689	805,679	327,022	321,836	501,746	267,982	104,473	107,769	84,464	82,328	3.724,090
1981/82	83,992	48,425	437,267	351,059	302,801	312,890	111,478	107,812	80,142	42,658	45,438	40,105	1.964,066
1982/83	138,722	329,321	842,774	212,046	461,076	442,962	589,768	290,932	113,956	89,336	450,630	120,019	4.081,542
1983/84	63,628	66,049	222,523	423,927	541,730	449,705	330,177	605,533	268,931	82,820	62,003	62,002	3.179,028
1984/85	180,253	494,392	310,622	478,028	350,559	427,278	352,280	497,686	156,170	113,600	64,591	71,529	3.496,989
1985/86	34,591	131,762	122,413	421,032	513,460	316,714	368,793	217,837	86,272	46,744	35,305	61,744	2.356,668
1986/87	53,773	54,380	179,911	342,154	492,556	299,226	343,584	101,144	93,969	75,250	36,793	28,919	2.101,657
1987/88	114,370	289,986	316,082	451,220	461,406	543,500	1.085,763	396,689	314,021	215,940	98,608	71,929	4.359,515
1988/89	65,920	44,853	89,905	73,425	87,940	115,441	420,194	188,330	71,812	57,682	39,405	23,817	1.278,725
1989/90	20,301	101,799	213,005	194,349	98,813	72,967	695,948	222,321	113,754	45,527	36,538	31,758	1.847,080
1990/91	70,033	130,299	302,740	270,554	214,456	505,460	624,533	663,373	150,171	75,819	48,773	76,271	3.132,482
1991/92	102,922	423,870	125,351	96,181	75,866	357,857	563,667	241,253	425,569	153,422	81,470	62,702	2.710,129
1992/93	709,066	296,015	476,616	126,886	173,396	367,283	326,244	336,600	197,818	92,996	65,634	82,553	3.251,106
1993/94	258,023	155,009	543,777	564,208	305,028	197,671	311,675	197,593	102,200	52,560	41,247	67,841	2.796,833
1994/95	102,643	140,616	231,555	738,757	394,384	457,832	155,347	145,620	72,954	61,952	37,328	51,098	2.590,087
1995/96	40,235	123,326	372,713	402,048	572,396	447,689	302,026	184,983	93,834	73,224	60,255	54,192	2.726,921
1996/97	89,794	371,624	845,008	690,689	241,758	145,930	113,226	244,702	173,219	155,390	118,253	69,602	3.259,195
1997/98	72,677	369,028	597,080	298,639	208,671	255,432	462,032	312,332	142,244	70,812	50,178	68,440	2.907,563
1998/99	179,939	219,425	221,412	359,055	456,839	325,728	245,836	225,056	96,691	76,169	49,971	65,914	2.522,037
1999/00	120,047	277,631	496,856	221,325	195,034	185,418	447,189	214,555	101,125	62,507	44,440	36,769	2.402,895
2000/01	120,795	355,688	375,882	917,661	440,594	772,854	285,079	171,532	82,598	62,056	45,097	40,422	3.670,258
2001/02	52,432	211,853	88,033	130,916	161,749	150,210	152,599	260,546	122,462	64,850	100,562	44,265	1.540,478
2002/03	131,715	197,580	716,037	866,924	692,204	338,109	339,443	381,455	117,924	70,679	56,119	53,367	3.961,556
2003/04	216,936	240,818	357,087	674,882	366,755	574,758	410,257	301,852	109,347	63,161	56,904	69,823	3.442,579
2004/05	103,515	273,659	459,462	426,996	530,469	484,526	529,680	268,206	106,460	63,863	49,708	44,014	3.340,559
2005/06	125,890	414,664	440,869	351,611	296,463	588,007	308,603	140,378	104,434	61,573	45,012	49,322	2.926,825

940. Río Ebro aguas abajo de río Najerilla

1940/2005

(hm³)

Serie completa

	Oct	Nov	Dic	Ene	Feb	Mar	Abr	May	Jun	Jul	Ago	Sep	Total
Máximo	709,066	916,203	1.390,822	944,328	989,270	772,854	1.085,763	820,805	681,499	303,388	450,630	190,892	5.301,816
Mínimo	20,301	44,853	88,033	73,425	75,866	72,967	111,478	101,144	65,215	42,658	35,305	23,817	1.278,725
Media	137,901	254,914	412,031	456,433	404,561	410,457	414,727	307,327	166,236	90,499	74,793	73,370	3.203,249

Percentil 1%	29,589	47,175	89,250	88,217	83,714	100,575	112,615	105,478	67,199	44,069	36,106	27,133	1.448,864
Percentil 5%	51,615	61,842	123,148	127,893	107,611	156,414	165,606	139,689	74,021	46,868	37,534	34,602	1.853,368
Percentil 10%	53,194	88,849	140,473	163,488	172,343	187,164	226,852	144,830	83,326	52,156	40,326	40,263	2.167,233
Percentil 25%	72,828	121,427	223,138	267,195	235,391	274,334	298,759	208,384	104,444	62,455	47,810	50,634	2.595,378
Percentil 50%	103,218	213,619	343,446	422,479	349,518	432,496	385,819	259,716	130,507	75,535	61,130	65,721	3.143,955
Desviación típica	111,492	186,937	264,185	241,164	215,885	172,626	178,489	158,778	101,607	45,439	54,384	34,824	897,357
Coef. variación	0,808	0,733	0,641	0,528	0,534	0,421	0,430	0,517	0,611	0,502	0,727	0,475	0,280

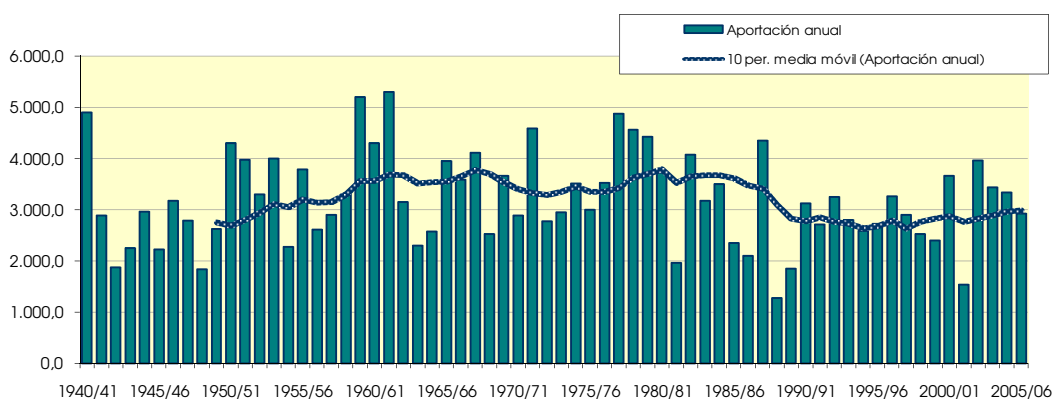
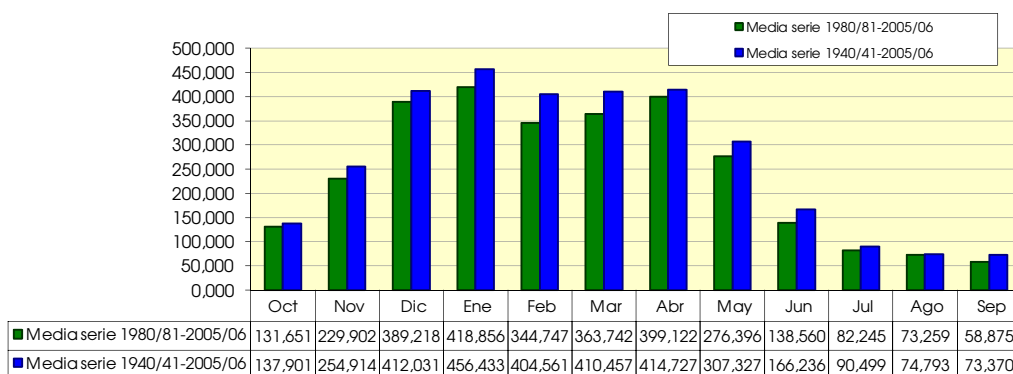
1980/2005

(hm³)

Serie para asignación y reserva

	Oct	Nov	Dic	Ene	Feb	Mar	Abr	May	Jun	Jul	Ago	Sep	Total
Máximo	709,066	494,392	845,008	917,661	692,204	772,854	1.085,763	663,373	425,569	215,940	450,630	120,019	4.359,515
Mínimo	20,301	44,853	88,033	73,425	75,866	72,967	111,478	101,144	71,812	42,658	35,305	23,817	1.278,725
Media	131,651	229,902	389,218	418,856	344,747	363,742	399,122	276,396	138,560	82,245	73,259	58,875	2.906,572

Percentil 1%	23,873	45,746	88,501	79,114	78,885	83,585	111,915	102,811	72,097	43,375	35,613	25,092	1.344,163
Percentil 5%	36,002	49,914	98,032	103,857	90,658	123,063	123,070	115,954	74,751	45,831	36,602	29,629	1.617,128
Percentil 10%	46,333	60,215	123,882	128,901	130,281	148,070	153,973	142,999	81,370	49,652	37,061	34,263	1.905,573
Percentil 25%	66,948	130,665	221,690	233,633	210,117	266,380	303,670	190,646	94,649	61,978	44,583	44,077	2.432,681
Percentil 50%	103,218	217,406	364,900	380,552	338,790	347,983	347,932	242,978	107,903	70,746	50,075	61,873	2.917,194
Desviación típica	130,955	127,527	222,091	240,487	165,422	165,650	207,316	138,828	81,963	39,429	80,003	20,643	777,456
Coef. variación	0,995	0,555	0,571	0,574	0,480	0,455	0,519	0,502	0,592	0,479	1,092	0,351	0,267



941. Río Ebro toma Canal de Lodosa

(hm ²)	Oct	Nov	Dic	Ene	Feb	Mar	Abr	May	Jun	Jul	Ago	Sep	Total
1940/41	321,940	269,451	425,715	678,577	890,307	665,084	524,596	966,553	403,601	194,553	137,696	116,361	5.594,435
1941/42	89,657	191,599	163,577	624,518	342,806	373,176	666,959	232,679	178,066	78,200	111,927	130,158	3.183,322
1942/43	125,641	102,041	213,115	386,998	333,841	219,376	230,566	165,395	75,265	73,485	44,674	95,370	2.065,766
1943/44	89,790	288,302	348,282	162,965	424,768	283,451	306,666	195,279	112,546	61,138	56,864	75,746	2.405,798
1944/45	326,034	224,395	498,201	740,352	343,372	313,137	212,526	164,229	95,615	55,106	126,032	47,882	3.146,880
1945/46	80,976	108,086	415,020	149,754	140,410	196,370	537,523	598,937	155,645	77,900	64,451	48,911	2.573,985
1946/47	55,534	127,370	604,584	291,362	634,235	720,725	280,198	325,988	139,140	66,906	73,001	136,570	3.455,613
1947/48	87,009	133,426	450,907	1.023,183	312,581	205,644	313,572	263,734	94,523	59,600	47,040	42,018	3.033,237
1948/49	67,839	64,950	115,815	179,759	95,495	501,309	288,773	248,596	136,799	55,616	54,565	229,494	2.039,010
1949/50	95,842	237,818	330,369	262,636	406,920	271,886	526,235	374,854	136,025	73,635	57,318	47,441	2.820,980
1950/51	98,859	112,789	799,163	662,171	653,385	738,800	419,966	573,631	309,609	140,790	102,674	82,463	4.694,301
1951/52	185,179	400,080	337,344	679,957	528,045	660,416	665,803	274,483	149,974	237,778	105,592	75,691	4.300,342
1952/53	127,962	264,615	521,792	568,866	605,446	333,211	413,863	179,238	327,732	106,177	62,822	63,750	3.575,474
1953/54	381,416	133,696	225,259	703,132	850,323	600,451	459,704	481,142	237,377	104,369	93,190	65,685	4.335,744
1954/55	81,577	157,917	141,434	523,877	470,786	409,217	233,811	135,218	163,685	100,404	59,479	55,983	3.033,390
1955/56	163,334	132,088	411,471	554,847	254,628	762,715	840,146	585,665	202,261	104,622	91,533	89,706	4.193,017
1956/57	137,405	583,891	222,602	248,634	337,699	212,358	270,180	311,781	328,250	97,846	59,896	52,591	2.863,133
1957/58	60,625	202,925	253,304	486,092	356,520	573,586	461,178	262,788	209,233	93,772	81,117	61,239	3.102,378
1958/59	79,050	280,159	894,440	462,861	182,677	481,358	351,556	381,324	211,029	114,998	84,689	212,110	3.736,251
1959/60	390,860	510,100	1.534,346	1.008,053	746,325	685,641	328,054	242,536	131,796	72,926	54,550	73,598	5.778,784
1960/61	394,900	373,086	1.427,059	947,749	411,206	224,489	319,931	273,938	125,406	73,972	56,332	104,436	4.732,504
1961/62	224,545	1.031,939	521,928	819,442	963,202	882,324	622,829	449,364	202,523	100,970	72,813	67,797	5.959,676
1962/63	90,547	230,223	446,268	406,657	366,509	748,516	465,987	199,075	200,362	84,485	69,775	155,370	3.463,771
1963/64	97,925	308,109	252,172	134,115	386,886	504,738	450,840	172,553	87,342	61,581	42,960	39,081	2.538,304
1964/65	107,637	120,452	331,538	508,033	257,047	543,368	487,849	162,950	79,023	50,010	45,528	120,341	2.813,775
1965/66	176,741	396,073	774,338	466,599	766,273	421,041	414,490	328,591	352,688	139,660	88,801	69,124	4.394,418
1966/67	372,735	958,823	610,763	412,173	226,644	292,505	297,580	297,251	142,011	82,588	61,510	56,864	3.811,448
1967/68	80,950	637,472	832,224	741,327	526,706	480,646	456,054	376,698	145,309	79,433	69,860	65,735	4.492,414
1968/69	56,717	78,494	242,789	196,693	230,571	480,377	630,319	384,258	183,726	94,272	60,717	189,224	2.828,157
1969/70	84,085	106,416	869,216	861,871	572,435	491,583	288,695	251,350	165,516	73,997	93,997	66,306	3.925,467
1970/71	74,024	136,127	137,038	218,428	210,102	454,917	541,248	796,040	345,478	183,875	90,710	72,096	3.260,083
1971/72	61,099	506,752	485,442	605,366	921,928	546,647	482,564	614,863	323,996	145,660	116,446	189,574	5.000,338
1972/73	176,579	162,994	198,418	358,795	731,182	275,456	329,707	278,083	299,524	113,762	98,244	81,192	3.103,936
1973/74	127,015	93,492	322,891	280,300	568,944	770,846	444,526	236,420	164,774	114,508	113,239	84,432	3.321,387
1974/75	399,304	448,018	203,984	283,998	209,867	520,978	796,012	505,976	214,129	115,697	120,163	125,690	3.943,815
1975/76	104,727	542,076	349,498	297,954	360,775	259,517	667,281	244,076	142,376	127,760	124,747	108,494	3.329,282
1976/77	120,975	212,510	328,991	312,582	312,530	196,101	349,108	754,083	787,265	345,568	197,065	118,416	4.035,193
1977/78	129,967	121,632	322,655	919,461	1.073,978	582,041	879,969	687,589	348,342	154,716	117,531	93,153	5.431,034
1978/79	126,848	113,608	432,772	964,156	958,589	689,606	836,799	353,650	174,542	143,808	110,430	153,073	5.057,881
1979/80	293,652	722,232	479,196	560,948	257,857	653,851	552,997	708,898	294,504	161,764	127,841	93,685	4.907,426
1980/81	184,379	238,191	768,103	852,178	352,697	353,176	632,030	310,169	119,942	117,379	91,339	94,023	4.113,603
1981/82	89,568	52,394	474,448	369,744	327,751	339,303	123,740	125,109	95,345	48,752	49,810	45,005	2.140,968
1982/83	161,581	366,796	900,191	224,398	480,768	471,476	622,672	307,902	123,831	100,451	492,425	133,175	4.385,665
1983/84	70,149	82,732	243,967	447,900	569,816	477,574	356,864	682,572	301,542	95,838	69,902	68,704	3.467,559
1984/85	195,956	599,271	353,068	496,378	385,023	464,222	379,486	558,519	173,005	124,198	72,617	77,663	3.879,407
1985/86	38,604	143,774	135,449	473,548	534,582	338,579	395,804	238,304	95,902	51,666	39,121	72,339	2.557,672
1986/87	63,539	59,363	192,670	367,866	589,102	326,699	376,615	111,479	108,606	94,013	44,227	33,518	2.367,697
1987/88	136,188	313,831	348,903	506,966	500,261	583,947	1.240,205	462,084	395,824	238,464	111,092	80,454	4.918,217
1988/89	77,080	55,381	98,224	77,880	97,629	122,488	479,984	272,910	132,485	92,338	61,935	41,639	1.609,972
1989/90	36,718	128,785	264,055	230,962	119,639	90,947	730,599	289,404	196,268	76,654	51,224	46,788	2.262,042
1990/91	80,379	143,100	318,188	292,944	238,248	572,576	758,517	726,757	180,754	84,788	55,509	88,400	3.540,159
1991/92	120,290	468,838	139,077	103,266	82,266	386,680	592,336	267,557	481,280	180,118	90,288	70,031	2.982,026
1992/93	775,858	315,854	515,352	139,377	187,909	395,484	359,972	414,984	223,120	103,706	75,462	92,195	3.599,273
1993/94	284,995	166,058	568,795	592,406	327,437	213,625	327,530	214,169	110,595	57,790	45,550	79,167	2.988,117
1994/95	120,614	155,845	254,243	777,954	425,874	483,131	170,007	166,308	81,635	67,448	42,891	56,676	2.802,625
1995/96	45,237	134,670	451,547	467,603	637,613	497,330	342,197	212,312	108,063	83,995	67,507	60,991	3.109,064
1996/97	97,980	422,107	928,522	791,797	266,467	159,005	131,301	282,073	202,316	185,603	138,593	78,633	3.684,397
1997/98	79,575	424,746	710,199	323,441	229,607	274,771	488,652	344,213	161,448	79,342	58,136	75,641	3.249,772
1998/99	189,586	231,706	232,978	391,119	487,936	358,953	267,551	245,511	108,653	94,415	57,680	76,797	2.742,884
1999/00	138,581	306,098	544,699	239,111	216,548	196,596	486,498	232,475	110,454	68,590	49,922	40,871	2.630,442
2000/01	131,554	390,088	409,213	1.018,242	476,415	883,733	305,721	185,670	90,406	70,234	59,794	45,221	4.066,291
2001/02	58,841	224,238	93,140	141,399	172,457	164,820	171,121	293,243	135,923	70,728	109,127	49,609	1.684,645
2002/03	149,455	222,087	785,243	963,742	783,924	393,931	379,530	484,193	134,159	79,188	64,201	67,127	4.506,780
2003/04	256,054	278,098	391,031	758,190	416,635	635,669	479,259	373,853	138,194	80,379	66,573	84,489	3.958,424
2004/05	116,301	290,613	487,106	451,322	556,315	521,275	558,095	287,665	116,309	71,574	53,724	47,670	3.557,970
2005/06	146,022	462,208	468,846	375,545	320,755	646,210	352,398	156,840	134,543	75,380	53,634	58,050	3.250,431

941. Río Ebro toma Canal de Lodosa

1940/2005
(hm³)

Serie completa

	Oct	Nov	Dic	Ene	Feb	Mar	Abr	May	Jun	Jul	Ago	Sep	Total
Máximo	775,858	1.031,939	1.534,346	1.023,183	1.073,978	883,733	1.240,205	966,553	787,265	345,568	492,425	229,494	5.959,676
Mínimo	36,718	52,394	93,140	77,880	82,266	90,947	123,740	111,479	75,265	48,752	39,121	33,518	1.609,972
Media	154,433	280,350	447,775	493,493	439,507	448,177	456,899	352,819	194,509	104,711	85,153	85,178	3.543,004

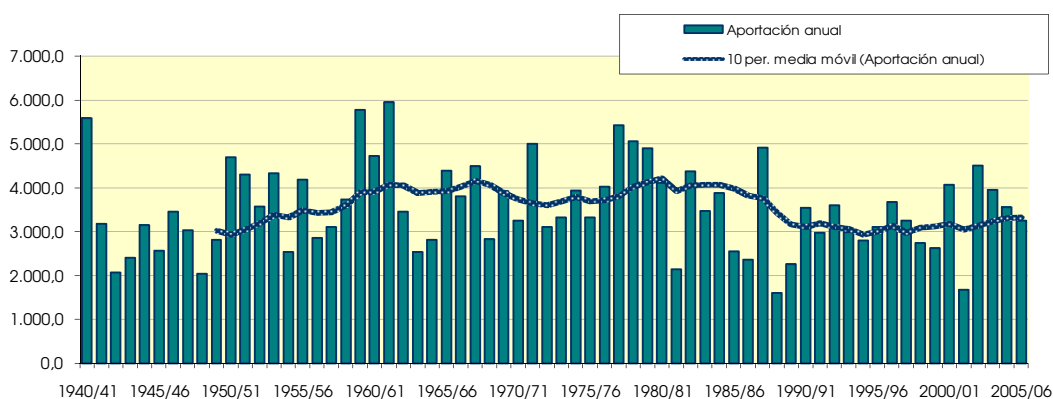
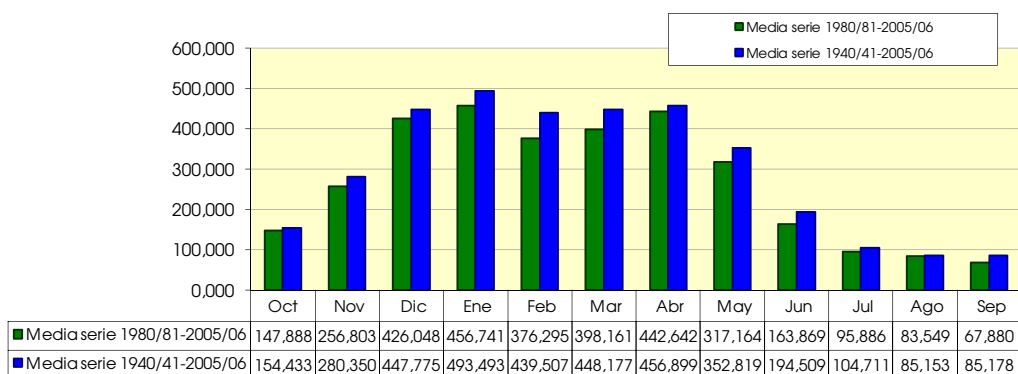
Percentil 1%	37,944	54,336	96,445	94,381	90,865	111,449	128,655	120,338	77,708	49,569	41,571	37,134	1.658,510
Percentil 5%	55,830	68,336	135,847	139,883	124,832	172,640	181,472	158,368	88,108	55,233	44,339	41,734	2.084,566
Percentil 10%	60,862	97,766	152,506	171,362	185,293	201,120	250,681	165,852	95,480	60,369	46,295	46,004	2.386,748
Percentil 25%	80,957	132,422	246,018	285,839	257,249	285,715	321,831	233,614	120,914	73,522	56,465	57,160	2.822,775
Percentil 50%	120,452	227,309	400,122	464,730	385,955	467,849	432,246	288,535	158,546	93,055	69,817	75,666	3.459,692
Desviación típica	122,865	204,113	285,633	262,203	234,954	193,442	201,199	187,443	118,041	51,953	59,445	41,660	992,227
Coef. variación	0,796	0,728	0,638	0,531	0,535	0,432	0,440	0,531	0,607	0,496	0,698	0,489	0,280

1980/2005
(hm³)

Serie para asignación y reserva

	Oct	Nov	Dic	Ene	Feb	Mar	Abr	May	Jun	Jul	Ago	Sep	Total
Máximo	775,858	599,271	928,522	1.018,242	783,924	883,733	1.240,205	726,757	481,280	238,464	492,425	133,175	4.918,217
Mínimo	36,718	52,394	93,140	77,880	82,266	90,947	123,740	111,479	81,635	48,752	39,121	33,518	1.609,972
Media	147,888	256,803	426,048	456,741	376,295	398,161	442,642	317,164	163,869	95,886	83,549	67,880	3.232,927

Percentil 1%	37,189	53,141	94,411	84,226	86,106	98,833	125,631	114,887	83,828	49,480	40,063	35,357	1.628,640
Percentil 5%	40,262	56,377	107,531	112,294	103,132	131,617	140,978	133,042	91,641	53,197	43,225	41,063	1.798,726
Percentil 10%	52,039	71,048	137,263	140,388	146,048	161,913	170,564	161,574	95,623	62,619	44,888	43,322	2.201,505
Percentil 25%	77,703	143,269	246,536	252,569	231,767	287,753	331,197	218,746	109,103	70,939	51,826	48,155	2.658,552
Percentil 50%	120,452	234,948	400,122	419,509	368,860	390,305	379,508	284,869	133,322	82,187	60,865	69,367	3.250,102
Desviación típica	142,754	145,727	240,434	264,571	181,234	184,898	235,447	156,847	95,135	43,703	86,687	21,899	850,813
Coef. variación	0,965	0,567	0,564	0,579	0,482	0,464	0,532	0,495	0,581	0,456	1,038	0,323	0,263



942. Río Arga aguas abajo de río Salado

(hm ²)	Oct	Nov	Dic	Ene	Feb	Mar	Abr	May	Jun	Jul	Ago	Sep	Total
1940/41	262,051	180,522	565,583	583,733	720,838	237,701	106,120	219,109	113,334	135,499	63,106	29,764	3,217,358
1941/42	34,553	77,809	119,923	441,714	236,987	145,647	356,924	75,117	22,256	36,563	25,327	79,950	1,652,771
1942/43	43,350	42,519	80,672	202,870	227,378	61,436	53,877	110,888	60,168	37,130	23,222	71,063	1,014,574
1943/44	74,098	121,909	136,896	31,770	184,285	91,061	111,310	26,339	91,822	48,571	23,208	37,501	978,770
1944/45	114,437	105,580	182,426	403,908	93,490	131,362	95,468	105,892	64,958	47,176	53,188	33,018	1,430,904
1945/46	30,280	47,155	173,908	53,260	80,529	64,497	201,018	306,335	127,325	64,978	40,842	27,233	1,217,361
1946/47	40,218	99,782	270,599	126,103	168,936	190,826	70,219	104,512	56,291	37,491	42,895	104,723	1,312,594
1947/48	90,942	94,560	199,946	222,444	83,355	42,762	111,062	96,799	57,541	35,428	32,177	70,957	1,137,973
1948/49	65,190	59,809	56,493	79,090	36,816	126,839	64,276	91,168	40,323	28,492	25,452	189,936	863,884
1949/50	164,828	308,416	269,078	180,044	214,985	173,737	337,231	79,075	42,560	9,185	11,061	10,477	1,800,678
1950/51	39,481	84,158	511,146	330,383	459,560	435,360	186,283	294,088	115,319	41,552	52,544	39,937	2,589,812
1951/52	51,457	135,120	165,626	291,001	511,043	199,763	289,395	92,075	34,578	60,485	24,285	28,453	1,883,281
1952/53	75,783	311,941	383,152	350,498	263,628	152,808	111,427	79,021	109,180	57,319	25,237	31,340	1,951,333
1953/54	210,979	141,356	110,656	343,700	642,204	287,123	106,613	237,575	61,887	52,643	41,960	42,462	2,279,158
1954/55	27,667	53,290	219,733	309,328	165,564	104,502	31,349	18,968	25,153	13,212	12,355	23,628	1,004,781
1955/56	34,287	78,202	93,108	247,084	174,435	216,475	162,098	201,046	113,123	31,843	30,841	32,579	1,415,121
1956/57	46,663	212,244	116,926	162,193	131,638	50,936	99,413	144,425	217,545	33,047	16,156	19,265	1,250,451
1957/58	26,658	101,242	122,452	235,803	91,001	464,396	380,855	82,378	64,598	44,447	18,165	16,246	1,648,240
1958/59	17,968	180,801	338,857	267,207	86,925	188,837	181,686	202,548	58,165	38,389	28,122	59,064	1,648,569
1959/60	158,182	320,199	593,439	303,183	194,607	202,163	124,094	57,525	28,541	21,633	25,937	40,048	2,069,551
1960/61	170,932	215,016	469,383	456,764	253,514	66,630	174,935	93,027	60,024	24,656	29,521	42,156	2,056,559
1961/62	173,113	374,102	205,703	182,579	358,359	255,093	305,676	109,088	73,179	24,551	16,939	22,728	2,101,109
1962/63	25,558	180,688	299,289	265,246	163,372	262,361	254,829	64,539	62,166	37,151	78,449	90,344	1,783,991
1963/64	67,350	133,456	194,553	66,147	145,246	205,492	250,910	37,948	35,246	20,648	24,128	18,025	1,199,150
1964/65	102,603	69,618	344,526	398,078	112,237	353,733	315,976	89,839	37,455	17,968	17,965	67,381	1,927,381
1965/66	137,864	210,904	419,974	207,977	198,703	286,128	208,571	188,067	106,905	55,128	43,308	43,485	2,107,016
1966/67	125,574	477,649	467,124	245,870	111,295	105,300	186,303	105,814	72,607	43,817	32,005	30,953	2,004,310
1967/68	61,593	283,794	392,469	498,484	213,681	214,451	201,833	182,638	109,568	42,499	57,095	40,335	2,298,438
1968/69	27,943	70,267	241,500	179,080	170,302	267,208	304,171	183,471	141,965	74,508	42,260	120,545	1,823,220
1969/70	54,589	46,348	557,673	346,731	329,257	274,128	157,566	185,283	71,959	33,134	38,621	31,116	2,126,404
1970/71	21,870	67,602	91,775	147,926	225,405	289,030	247,094	254,618	162,830	69,041	33,016	42,746	1,652,955
1971/72	27,250	145,705	265,741	420,307	432,061	245,845	268,202	271,509	104,671	36,653	58,210	99,105	2,375,258
1972/73	96,960	134,709	215,854	266,577	411,280	248,452	261,405	221,759	229,969	124,824	119,396	113,864	2,445,049
1973/74	107,397	103,082	206,420	162,356	266,750	268,128	127,103	98,645	27,765	25,861	27,340	35,549	1,456,396
1974/75	256,616	310,952	191,411	171,920	204,875	285,513	343,954	170,218	128,179	60,066	67,780	80,375	2,271,860
1975/76	76,870	260,413	192,906	109,595	285,884	136,040	144,541	57,261	25,058	38,948	26,348	30,350	1,384,215
1976/77	75,582	131,713	158,269	125,977	173,815	116,918	190,809	208,745	198,584	86,047	129,914	65,656	1,662,030
1977/78	77,617	136,958	126,959	273,394	464,581	285,828	277,122	228,097	80,803	73,197	66,555	63,340	2,154,451
1978/79	41,523	15,878	105,076	371,612	313,869	186,923	346,414	150,907	56,591	45,078	24,698	53,628	1,712,199
1979/80	53,271	209,976	70,252	156,555	69,157	263,532	78,149	121,601	70,724	41,479	6,985	17,143	1,158,825
1980/81	109,614	96,850	367,057	316,941	159,359	144,249	163,634	173,192	71,866	54,024	45,412	40,711	1,742,911
1981/82	45,958	29,271	205,053	159,455	206,024	273,540	78,928	51,523	42,025	41,870	43,497	37,612	1,214,758
1982/83	113,123	167,397	368,434	116,316	220,929	259,289	289,539	94,614	31,926	41,056	102,735	54,818	1,860,175
1983/84	18,170	20,844	109,144	295,076	282,321	146,217	170,836	221,317	115,955	18,578	25,059	36,673	1,460,190
1984/85	77,466	252,688	176,918	265,869	124,988	200,942	105,490	211,167	34,566	16,874	17,850	13,047	1,497,867
1985/86	14,279	30,455	25,360	239,269	258,988	176,728	264,193	89,896	31,265	15,173	23,624	24,119	1,193,351
1986/87	13,351	44,964	139,636	177,135	279,234	113,287	222,685	27,670	33,464	33,353	33,315	19,025	1,137,119
1987/88	69,845	140,967	126,062	250,639	234,774	234,983	312,762	128,595	163,564	73,382	43,531	49,930	1,829,034
1988/89	22,020	16,153	60,552	33,866	47,946	100,073	259,157	67,632	21,268	24,146	31,207	19,345	703,364
1989/90	14,857	47,182	27,254	52,081	56,847	22,678	225,632	58,889	30,660	21,959	19,539	21,715	599,293
1990/91	16,658	49,337	164,453	102,290	51,775	106,047	223,620	283,251	26,678	29,657	17,356	38,163	1,109,284
1991/92	85,607	234,774	84,645	39,270	37,764	114,835	275,827	77,826	90,881	65,011	48,201	44,893	1,199,535
1992/93	352,940	199,798	312,993	44,376	25,379	77,982	135,928	101,679	49,159	29,358	33,245	63,263	1,426,101
1993/94	133,928	71,948	309,100	276,350	191,004	81,648	307,325	63,602	25,478	20,860	18,435	21,049	1,520,727
1994/95	33,275	66,890	107,975	334,886	106,938	233,254	61,544	42,869	23,768	22,542	29,783	24,052	1,087,777
1995/96	18,550	22,753	89,873	111,204	263,884	150,517	86,604	60,958	64,228	86,107	41,841	40,136	1,036,655
1996/97	125,990	240,680	372,789	366,918	81,274	33,826	36,607	58,066	84,622	60,629	39,661	24,055	1,525,115
1997/98	27,349	98,642	256,371	126,522	88,317	121,077	115,694	59,396	36,447	24,962	25,636	40,871	1,021,285
1998/99	139,337	126,452	159,844	177,917	236,144	178,255	92,151	102,881	29,672	23,105	23,261	35,136	1,324,155
1999/00	29,810	99,703	151,641	47,862	105,055	50,456	181,391	48,167	25,577	31,566	24,453	22,749	818,430
2000/01	125,618	216,955	146,805	227,964	114,999	181,945	113,297	70,334	18,374	23,056	17,343	23,215	1,279,906
2001/02	22,245	36,051	17,277	39,237	118,529	71,100	62,211	57,540	34,355	15,973	17,662	18,451	510,630
2002/03	26,859	99,686	370,723	233,562	422,507	207,721	77,064	70,601	38,745	24,133	28,179	42,081	1,641,863
2003/04	76,814	134,345	205,772	361,801	123,124	252,199	170,851	119,215	27,213	36,929	31,874	47,364	1,587,502
2004/05	32,071	83,102	150,759	157,582	159,353	164,433	231,790	79,547	17,675	16,266	16,461	30,535	1,139,576
2005/06	26,860	128,418	208,230	204,010	44,773	278,667	80,275	46,958	33,847	30,426	29,322	43,758	1,155,544

942. Río Arga aguas abajo de río Salado

1940/2005
(hm³)

Serie completa

	Oct	Nov	Dic	Ene	Feb	Mar	Abr	May	Jun	Jul	Ago	Sep	Total
Máximo	352,940	477,649	593,439	583,733	720,838	464,396	380,855	306,335	229,969	135,499	129,914	189,936	3.217,358
Mínimo	13,351	15,878	17,277	31,770	25,379	22,678	31,349	18,968	17,675	9,185	6,985	10,477	510,630
Media	78,238	137,754	221,851	226,923	207,789	184,256	184,414	122,960	69,154	41,384	36,138	45,050	1.555,911

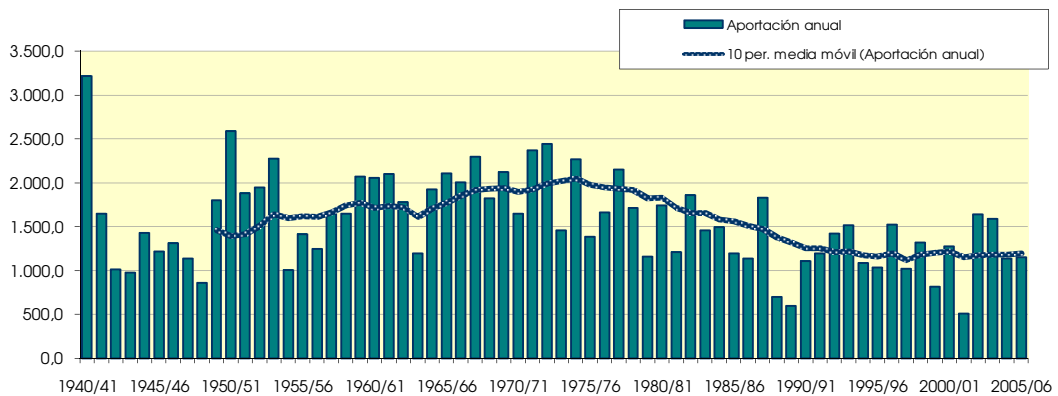
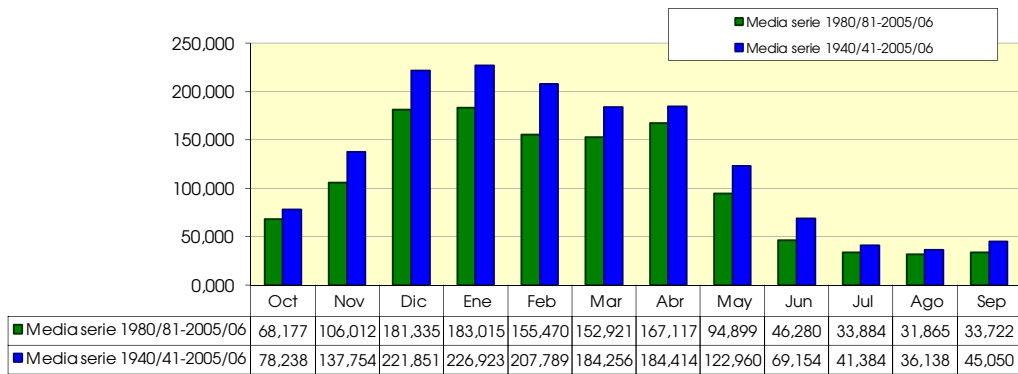
Percentil 1%	13,954	16,057	22,531	33,133	32,813	29,924	34,766	23,759	18,129	11,802	9,634	12,148	568,261
Percentil 5%	16,985	24,382	57,508	40,547	45,566	50,576	61,711	39,178	22,634	16,046	16,232	17,364	829,794
Percentil 10%	20,210	39,285	82,659	52,671	63,002	65,563	73,641	49,845	25,316	18,273	17,350	19,145	1.009,677
Percentil 25%	27,736	68,106	120,556	131,873	108,027	113,674	106,243	65,312	32,310	24,247	23,352	24,071	1.167,456
Percentil 50%	58,091	113,744	192,159	225,204	179,360	184,434	178,163	97,722	57,853	36,791	29,421	37,888	1.509,297
Desviación típica	67,138	96,561	138,915	124,897	141,510	92,800	92,966	73,875	49,011	24,070	23,189	30,412	515,210
Coef. variación	0,858	0,701	0,626	0,550	0,681	0,504	0,504	0,601	0,709	0,582	0,642	0,675	0,331

1980/2005
(hm³)

Serie para asignación y reserva

	Oct	Nov	Dic	Ene	Feb	Mar	Abr	May	Jun	Jul	Ago	Sep	Total
Máximo	352,940	252,688	372,789	366,918	422,507	278,667	312,762	283,251	163,564	86,107	102,735	63,263	1.860,175
Mínimo	13,351	16,153	17,277	33,866	25,379	22,678	36,607	27,670	17,675	15,173	16,461	13,047	510,630
Media	68,177	106,012	181,335	183,015	155,470	152,921	167,117	94,899	46,280	33,884	31,865	33,722	1.254,698

Percentil 1%	13,583	17,326	19,298	35,209	28,476	25,465	42,841	31,470	17,850	15,373	16,681	14,398	532,796
Percentil 5%	14,424	21,321	25,833	39,245	39,516	37,983	61,711	43,892	19,097	16,046	17,347	18,594	625,311
Percentil 10%	15,757	26,012	43,903	41,823	46,359	60,778	69,637	47,563	22,518	16,570	17,509	19,185	760,897
Percentil 25%	22,076	45,518	108,268	104,519	83,034	101,566	87,990	58,272	26,812	22,105	20,470	22,866	1.093,154
Percentil 50%	32,673	97,746	155,742	177,526	124,056	148,367	167,235	70,467	33,655	27,160	28,751	35,905	1.207,146
Desviación típica	72,527	73,928	111,291	107,044	98,200	74,940	85,960	62,117	34,126	18,980	17,441	12,895	354,931
Coef. variación	1,064	0,697	0,614	0,585	0,632	0,490	0,514	0,655	0,737	0,560	0,547	0,382	0,283



943. Embalse de Pignatelli (río Ebro aguas abajo de río Queiles)

(hm ³)	Oct	Nov	Dic	Ene	Feb	Mar	Abr	May	Jun	Jul	Ago	Sep	Total
1940/41	908,158	738,938	1.488,228	1.884,647	2.582,931	1.378,179	1.078,878	1.785,732	949,721	495,247	326,660	255,965	#####
1941/42	224,584	479,453	460,583	1.617,101	919,907	918,103	1.816,366	615,414	362,782	225,243	252,527	382,015	8.274,077
1942/43	301,493	278,325	443,938	1.036,545	940,775	526,940	590,181	529,322	240,885	237,242	150,682	337,652	5.613,980
1943/44	366,757	695,486	721,031	287,938	774,649	552,053	610,302	429,813	335,116	194,974	179,716	234,007	5.381,843
1944/45	660,962	544,346	1.085,102	1.541,730	872,325	753,666	464,300	396,725	281,132	186,005	332,886	163,182	7.282,361
1945/46	187,507	258,598	989,528	326,240	334,278	409,241	1.205,436	1.714,895	499,968	251,023	178,226	140,094	6.495,033
1946/47	173,158	358,515	1.357,865	715,524	1.406,956	1.620,334	566,658	730,623	331,165	199,066	236,217	387,378	8.083,457
1947/48	302,843	373,240	937,084	1.975,332	591,819	375,334	650,708	611,221	261,906	162,978	135,819	210,863	6.589,147
1948/49	205,865	195,876	268,939	382,688	207,195	796,605	468,704	499,591	263,601	136,004	136,517	733,610	4.295,197
1949/50	405,543	993,400	940,404	643,666	1.074,526	724,671	1.205,618	681,900	318,255	149,298	127,650	97,684	7.362,616
1950/51	208,218	387,596	1.842,624	1.594,054	1.719,787	1.906,911	981,697	1.285,192	650,730	317,142	250,584	209,454	#####
1951/52	374,986	794,455	799,720	1.440,674	1.759,005	1.467,784	1.632,789	659,472	310,359	423,816	237,604	170,734	#####
1952/53	362,659	1.083,445	1.576,789	1.313,872	1.252,910	801,936	791,120	418,366	807,361	275,303	145,458	172,563	9.001,782
1953/54	862,845	414,640	561,795	1.424,833	2.232,490	1.634,704	790,223	1.193,000	489,115	255,319	209,002	155,292	#####
1954/55	180,662	335,213	663,325	1.603,283	1.076,276	712,634	393,386	266,669	374,099	216,397	126,482	130,520	6.078,946
1955/56	317,370	338,572	862,510	1.398,428	665,981	1.718,356	1.575,940	1.458,016	597,220	268,547	238,522	265,820	9.705,281
1956/57	264,592	955,161	472,913	563,533	704,162	402,090	554,894	704,155	1.251,119	258,241	156,910	131,953	6.419,723
1957/58	141,339	362,670	466,484	1.077,786	602,810	1.821,103	1.385,767	546,323	458,758	252,130	173,754	177,214	7.466,138
1958/59	177,289	596,290	1.939,814	1.092,563	431,280	1.157,527	930,017	1.006,224	493,334	289,069	228,532	626,583	8.968,523
1959/60	925,639	1.581,056	3.555,792	2.034,683	1.569,372	1.564,309	745,522	625,987	380,823	177,820	149,668	214,788	#####
1960/61	1.388,031	1.335,894	2.774,936	2.474,734	1.493,588	547,014	966,808	615,164	414,448	180,180	179,066	386,698	#####
1961/62	742,714	2.488,658	1.176,314	1.580,630	1.958,169	1.984,652	1.674,072	851,513	466,337	207,282	135,337	154,153	#####
1962/63	195,440	710,926	1.377,907	1.431,747	902,589	1.713,227	1.406,623	506,751	511,332	270,483	449,495	383,713	9.860,232
1963/64	258,109	820,104	855,264	297,004	934,220	1.262,779	1.463,720	411,082	241,864	143,648	111,350	105,073	6.904,217
1964/65	411,903	367,869	1.090,835	1.541,774	608,247	1.648,311	1.190,552	478,886	248,799	141,852	120,656	429,893	8.279,578
1965/66	579,458	1.140,835	2.131,107	1.219,110	1.697,232	1.097,971	1.149,934	982,057	705,142	312,680	203,694	168,720	#####
1966/67	856,628	2.489,401	1.777,913	976,177	564,349	767,167	823,723	660,196	387,370	235,979	168,867	136,388	9.844,159
1967/68	229,509	1.694,945	1.719,997	1.832,771	1.146,287	1.034,387	1.132,840	1.004,243	456,603	229,866	234,522	217,232	#####
1968/69	153,171	365,151	861,712	667,882	666,609	1.503,520	1.807,471	1.087,872	685,224	339,985	190,304	498,197	8.827,099
1969/70	238,739	252,269	2.050,503	1.987,332	1.416,523	1.124,575	690,218	769,889	484,846	220,502	213,373	155,447	9.604,215
1970/71	175,692	359,327	334,566	619,159	835,111	1.072,299	1.441,073	1.793,837	914,546	452,122	224,006	223,760	8.445,499
1971/72	175,100	786,815	1.002,660	1.466,634	2.209,476	1.203,087	1.165,178	1.318,635	695,370	326,058	274,573	470,315	#####
1972/73	410,871	532,279	809,176	1.066,140	1.586,228	767,509	866,941	827,912	822,875	352,548	298,890	258,419	8.599,789
1973/74	295,871	309,089	711,748	671,199	1.193,211	1.668,734	907,680	592,905	393,867	253,493	214,091	221,002	7.432,889
1974/75	954,127	1.339,942	585,981	733,095	685,628	1.217,260	1.781,410	1.190,788	610,352	294,589	282,418	330,131	#####
1975/76	271,276	1.085,721	839,480	589,100	1.114,427	670,622	1.172,224	558,814	300,447	277,908	240,611	246,403	7.298,844
1976/77	513,787	727,285	962,227	922,486	945,763	537,885	815,892	1.417,306	1.532,988	654,197	496,464	271,237	9.797,517
1977/78	439,937	432,039	742,940	1.641,206	2.577,932	1.494,202	1.698,170	1.474,391	713,378	379,949	277,382	224,659	#####
1978/79	228,548	165,127	733,153	2.259,337	2.222,773	1.260,632	1.782,497	1.037,059	674,167	329,291	218,382	297,827	#####
1979/80	548,126	1.246,825	741,798	997,047	563,856	1.493,430	879,693	1.270,315	623,967	301,197	180,567	149,157	8.995,978
1980/81	629,085	574,870	1.756,334	1.779,451	765,212	858,875	1.189,300	853,052	338,418	249,748	191,067	193,768	9.379,180
1981/82	241,377	145,692	1.477,742	977,547	933,484	1.076,386	391,458	365,564	287,378	157,354	152,390	141,077	6.347,449
1982/83	586,574	983,073	2.150,037	570,074	1.120,849	1.121,839	1.487,243	688,264	312,767	227,233	733,299	244,303	#####
1983/84	112,918	195,848	582,415	1.145,898	1.301,955	934,830	901,006	1.442,684	786,476	222,804	145,742	157,519	7.930,095
1984/85	452,306	1.665,543	824,638	1.165,879	908,130	998,603	834,406	1.192,939	392,344	218,487	122,517	111,234	8.887,025
1985/86	73,138	267,102	251,731	1.054,755	1.227,744	853,434	1.133,824	733,963	262,453	123,341	90,339	147,103	6.218,925
1986/87	139,779	252,064	557,221	830,713	1.260,750	657,294	1.117,200	260,748	226,983	223,428	119,161	75,992	5.721,334
1987/88	552,506	637,493	757,803	1.448,580	1.326,569	1.175,365	2.508,427	1.040,891	1.140,481	564,386	238,236	182,012	#####
1988/89	158,495	111,698	223,179	160,998	231,101	407,893	1.215,437	574,737	244,421	167,023	154,892	92,557	3.742,431
1989/90	83,438	328,847	444,911	393,677	371,061	194,465	1.303,635	590,270	383,095	161,252	112,158	112,820	4.479,629
1990/91	229,200	383,727	775,859	647,105	432,581	1.003,003	1.489,227	1.447,510	342,292	164,756	104,326	220,424	7.240,009
1991/92	378,069	1.169,377	381,917	209,624	184,341	677,123	1.346,213	531,188	801,771	363,288	241,853	198,828	6.483,592
1992/93	1.755,781	817,637	1.477,822	310,378	291,698	576,830	735,611	867,872	423,805	200,842	151,208	288,888	7.898,370
1993/94	762,549	395,266	1.356,136	1.426,652	880,093	517,652	1.064,371	591,197	247,782	132,101	95,510	150,307	7.619,617
1994/95	312,485	513,382	601,568	1.650,402	868,278	1.147,397	384,084	384,559	181,809	135,370	102,132	113,628	6.395,096
1995/96	94,027	246,405	1.170,299	1.070,716	1.523,441	959,756	667,957	527,914	318,819	295,456	226,945	224,371	7.326,106
1996/97	284,189	1.030,021	2.158,754	2.009,117	576,546	315,050	285,142	582,047	542,030	476,435	344,594	180,164	8.784,089
1997/98	156,122	810,379	1.689,833	815,383	488,807	605,489	996,914	664,837	376,699	187,346	135,907	221,305	7.149,020
1998/99	493,500	535,099	589,727	829,309	1.010,598	851,467	674,945	759,930	235,591	197,903	137,937	276,379	6.592,384
1999/00	356,049	640,661	977,944	415,776	493,855	358,990	1.186,075	629,306	331,820	166,679	119,927	90,745	5.767,828
2000/01	601,989	1.219,340	1.005,660	2.009,417	896,086	1.799,491	719,204	553,391	215,924	161,182	115,885	96,032	9.393,599
2001/02	182,320	343,846	164,252	251,763	480,671	451,747	387,858	483,032	323,981	156,659	210,745	143,461	3.580,335
2002/03	311,540	762,558	1.941,480	1.896,509	2.096,398	1.110,752	688,610	754,472	269,991	178,792	147,337	322,207	#####
2003/04	747,354	871,613	1.063,184	1.673,197	1.054,819	1.442,552	1.243,960	794,009	297,068	194,149	179,177	222,297	9.783,379
2004/05	339,639	499,509	886,533	802,459	884,698	880,232	1.160,692	592,875	234,146	135,923	105,682	122,986	6.645,374
2005/06	368,935	912,511	973,142	869,392	596,006	1.552,933	800,264	405,313	349,135	212,616	139,676	303,300	7.483,223

943. Embalse de Pignatelli (río Ebro aguas abajo de río Queiles)

1940/2005

(hm³)

Serie completa

	Oct	Nov	Dic	Ene	Feb	Mar	Abr	May	Jun	Jul	Ago	Sep	Total
Máximo	1.755,781	2.489,401	3.555,792	2.474,734	2.582,931	1.984,652	2.508,427	1.793,837	1.532,988	654,197	733,299	733,610	#####
Mínimo	73,138	111,698	164,252	160,998	184,341	194,465	285,142	260,748	181,809	123,341	90,339	75,992	3.580,335
Media	409,437	708,020	1.075,073	1.140,550	1.049,203	1.027,897	1.048,004	807,891	475,892	250,746	201,608	229,765	8.424,087

Percentil 1%	79,833	133,794	202,555	192,605	199,196	272,845	349,454	264,596	203,984	129,035	93,700	85,581	3.685,697
Percentil 5%	119,634	195,855	285,346	290,205	302,343	382,023	391,940	387,601	234,507	135,943	104,665	96,445	4.705,182
Percentil 10%	154,646	252,167	444,425	354,464	431,930	430,494	511,799	414,724	243,143	146,473	114,021	112,027	5.744,581
Percentil 25%	198,046	358,718	617,007	668,712	604,169	672,247	723,305	548,090	297,913	178,063	136,059	147,617	6.605,632
Percentil 50%	312,013	559,608	911,809	1.074,251	926,695	1.000,803	1.030,643	673,369	381,959	224,336	179,121	210,159	8.276,827
Desviación típica	308,795	501,058	645,337	577,371	575,563	456,410	438,752	380,677	265,362	106,307	103,398	124,866	2.338,846
Coef. variación	0,754	0,708	0,600	0,506	0,549	0,444	0,419	0,471	0,558	0,424	0,513	0,543	0,278

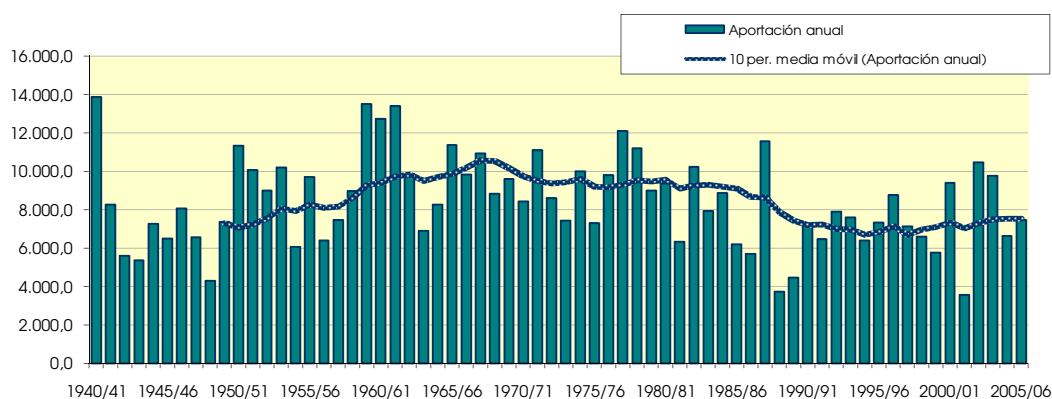
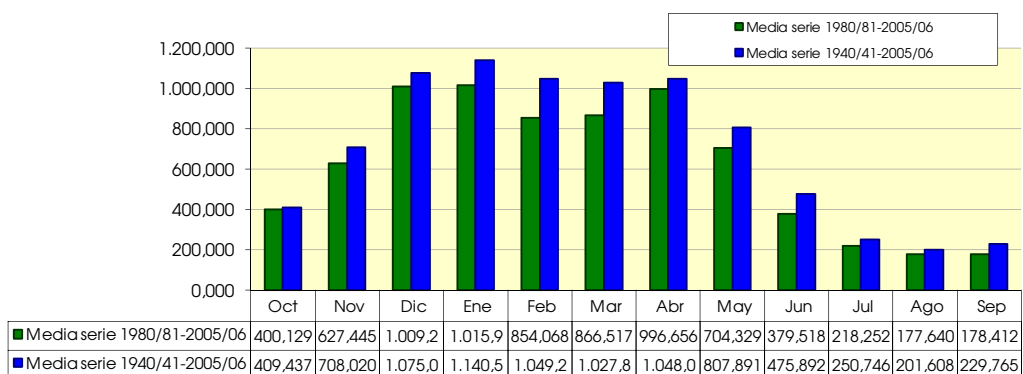
1980/2005

(hm³)

Serie para asignación y reserva

	Oct	Nov	Dic	Ene	Feb	Mar	Abr	May	Jun	Jul	Ago	Sep	Total
Máximo	1.755,781	1.665,543	2.158,754	2.009,417	2.096,398	1.799,491	2.508,427	1.447,510	1.140,481	564,386	733,299	322,207	#####
Mínimo	73,138	111,698	164,252	160,998	184,341	194,465	285,142	260,748	181,809	123,341	90,339	75,992	3.580,335
Media	400,129	627,445	1.009,235	1.015,953	854,068	866,517	996,656	704,329	379,518	218,252	177,640	178,412	7.428,156

Percentil 1%	75,713	120,196	178,984	173,155	196,031	224,611	309,877	286,952	190,338	125,531	91,632	79,680	3.620,859
Percentil 5%	86,085	158,231	230,317	220,159	246,250	326,035	385,028	370,313	218,689	132,918	97,166	91,198	3.926,730
Percentil 10%	103,473	221,126	316,824	281,071	331,379	383,442	389,658	394,936	230,564	135,646	103,229	94,294	5.100,481
Percentil 25%	164,451	332,597	584,243	589,332	490,069	583,994	696,259	536,739	251,450	161,199	116,704	115,967	6.359,360
Percentil 50%	326,062	554,985	929,838	923,469	882,395	869,554	1.030,643	611,090	321,400	190,747	142,709	168,842	7.283,057
Desviación típica	344,052	382,787	587,095	575,812	446,634	390,681	463,725	298,420	216,942	104,050	127,310	70,613	2.008,219
Coef. variación	0,860	0,610	0,582	0,567	0,523	0,451	0,465	0,424	0,572	0,477	0,717	0,396	0,270



948. Río Ebro aguas arriba de río Jalón

(hm ²)	Oct	Nov	Dic	Ene	Feb	Mar	Abr	May	Jun	Jul	Ago	Sep	Total
1940/41	943,681	745,422	1.494,750	1.942,387	2.618,672	1.432,954	1.140,751	1.818,503	963,046	502,087	332,836	262,847	#####
1941/42	227,520	490,102	463,574	1.627,188	923,870	930,924	1.970,191	631,720	369,276	229,032	258,391	391,491	8.513,278
1942/43	307,611	282,822	448,937	1.046,926	946,847	537,443	606,215	533,328	243,338	241,826	153,838	341,906	5.691,037
1943/44	372,376	698,765	732,464	291,438	781,971	555,188	613,281	448,963	341,509	197,476	183,245	241,053	5.457,729
1944/45	665,188	547,771	1.093,361	1.570,584	878,270	767,487	467,632	399,091	284,914	188,483	338,138	165,052	7.365,972
1945/46	189,886	280,642	1.024,769	345,579	339,547	416,361	1.331,497	1.899,751	519,272	258,720	183,092	143,135	6.932,251
1946/47	175,668	360,986	1.397,718	722,850	1.505,876	1.682,868	575,017	777,463	337,366	202,447	240,821	402,027	8.381,106
1947/48	306,520	376,616	943,553	2.058,436	601,603	392,402	660,795	626,901	265,174	164,972	138,065	212,661	6.747,698
1948/49	207,887	197,232	272,343	384,842	209,279	800,896	471,278	507,519	267,300	138,506	142,209	788,616	4.387,908
1949/50	413,908	1.004,218	948,564	652,663	1.094,482	739,591	1.211,931	700,890	321,917	151,727	130,182	99,225	7.469,300
1950/51	209,652	389,623	1.863,589	1.619,644	1.758,542	1.944,585	1.016,864	1.320,162	669,209	322,958	255,652	214,560	#####
1951/52	379,688	800,458	807,911	1.449,957	1.765,397	1.479,915	1.671,287	666,794	313,907	431,481	241,591	173,482	#####
1952/53	366,655	1.086,345	1.586,070	1.322,881	1.256,479	804,319	797,410	420,977	900,569	284,806	150,484	175,716	9.152,709
1953/54	892,274	419,315	602,272	1.439,512	2.254,398	1.689,343	801,741	1.213,311	501,510	259,560	211,830	157,423	#####
1954/55	182,401	342,273	666,950	1.631,817	1.109,827	718,491	397,858	269,723	385,318	219,926	129,354	219,354	6.186,739
1955/56	324,884	342,383	881,743	1.429,695	676,108	1.800,135	1.613,504	1.543,539	605,806	273,622	244,589	275,462	#####
1956/57	267,271	958,077	475,027	565,000	706,887	404,800	560,049	719,447	1.316,450	264,077	161,045	134,698	6.532,827
1957/58	143,914	364,541	468,260	1.087,377	606,632	1.834,760	1.389,614	558,771	466,337	255,177	175,969	180,101	7.531,453
1958/59	179,496	598,393	2.010,777	1.101,180	456,096	1.244,175	944,707	1.074,599	514,104	296,043	241,918	700,000	9.361,488
1959/60	969,417	1.686,853	3.637,462	2.117,212	1.651,687	1.682,240	757,314	651,701	393,270	181,451	152,449	219,877	#####
1960/61	1.496,259	1.353,680	2.847,000	2.513,762	1.501,908	553,340	987,757	660,516	421,377	183,621	181,763	412,777	#####
1961/62	750,026	2.578,515	1.194,802	1.640,614	1.998,352	2.033,772	1.704,112	865,671	470,301	210,127	138,034	168,972	#####
1962/63	204,562	719,932	1.386,074	1.469,459	946,865	1.737,903	1.453,938	514,056	523,057	274,158	467,149	388,526	#####
1963/64	260,866	830,007	876,897	301,016	972,333	1.286,104	1.514,248	419,770	252,034	147,222	113,778	109,036	7.083,311
1964/65	416,808	379,963	1.106,717	1.571,887	632,992	1.716,646	1.197,102	483,374	251,605	143,681	122,234	439,577	8.462,586
1965/66	619,719	1.194,100	2.159,740	1.269,416	1.780,178	1.108,915	1.200,672	1.007,608	717,645	316,451	206,515	172,108	#####
1966/67	880,642	2.541,839	1.785,176	988,931	581,696	777,999	843,559	664,486	389,747	238,005	170,842	138,236	#####
1967/68	235,237	1.890,884	1.740,541	1.841,083	1.166,332	1.062,374	1.164,178	1.024,849	463,833	233,813	241,842	220,157	#####
1968/69	155,251	400,505	876,770	682,251	692,750	1.631,316	2.064,327	1.141,694	713,741	347,612	195,142	536,989	9.438,348
1969/70	251,757	258,168	2.059,162	2.044,263	1.437,390	1.129,183	693,029	775,236	491,431	222,952	217,701	157,077	9.737,350
1970/71	179,194	363,047	339,989	646,790	840,297	1.076,211	1.498,715	1.870,967	963,756	478,550	229,030	230,746	8.717,291
1971/72	177,968	791,216	1.009,227	1.492,264	2.258,708	1.223,232	1.171,661	1.344,525	706,917	331,376	277,350	527,473	#####
1972/73	423,204	561,011	842,461	1.104,708	1.596,935	770,278	871,964	841,790	840,288	356,360	302,680	260,940	8.772,620
1973/74	297,899	315,779	718,358	678,848	1.213,751	1.812,117	928,970	603,114	403,951	256,757	218,178	225,020	7.672,741
1974/75	958,366	1.354,371	588,610	740,394	709,389	1.246,676	1.795,015	1.256,179	618,400	298,587	286,876	336,790	#####
1975/76	273,609	1.093,074	866,670	524,989	1.132,807	680,878	1.204,148	573,202	304,545	281,356	246,287	249,286	7.430,851
1976/77	536,833	736,092	1.016,267	1.011,732	974,515	559,141	821,157	1.449,870	1.600,363	662,572	501,610	274,526	#####
1977/78	482,155	437,670	768,373	1.710,567	2.622,291	1.539,795	1.751,717	1.485,624	720,141	382,936	279,673	227,614	#####
1978/79	230,096	166,308	748,862	2.381,374	2.277,169	1.279,309	1.794,279	1.106,292	682,476	333,045	221,022	300,361	#####
1979/80	560,661	1.251,538	750,312	1.000,927	590,486	1.528,014	887,473	1.322,084	631,760	304,290	183,513	153,007	9.164,065
1980/81	638,769	587,134	1.766,613	1.782,702	775,811	863,785	1.204,789	865,226	342,096	251,966	192,909	197,132	9.468,931
1981/82	243,416	146,970	1.519,192	995,154	974,456	1.084,469	401,198	373,968	290,280	162,595	152,955	145,802	6.496,855
1982/83	605,637	1.002,820	2.191,006	573,499	1.167,211	1.132,593	1.509,055	692,147	319,342	230,127	759,742	252,480	#####
1983/84	114,774	218,662	592,175	1.159,490	1.310,778	995,620	912,034	1.519,355	799,370	226,298	148,089	159,180	8.155,826
1984/85	457,605	1.779,264	834,923	1.188,051	937,860	1.026,026	850,745	1.219,145	397,043	221,240	124,994	113,306	9.150,204
1985/86	74,592	271,635	258,535	1.065,457	1.258,712	861,345	1.188,541	741,435	266,443	125,667	92,427	155,445	6.360,235
1986/87	148,131	259,745	563,582	851,075	1.277,752	666,520	1.132,410	264,610	229,399	227,041	121,356	77,940	5.819,561
1987/88	628,069	646,274	792,946	1.554,487	1.340,626	1.181,564	2.659,555	1.079,967	1.255,779	580,329	246,795	187,120	#####
1988/89	165,660	115,796	225,433	162,634	238,645	411,322	1.230,744	582,175	247,270	169,269	157,516	95,176	3.801,639
1989/90	85,049	345,566	456,231	400,757	375,213	196,719	1.311,723	608,767	402,613	164,444	114,601	116,552	4.578,235
1990/91	247,697	397,897	783,719	650,104	446,369	1.018,350	1.516,473	1.453,056	346,450	167,549	106,551	236,956	7.371,172
1991/92	389,336	1.189,381	384,728	211,379	185,920	681,176	1.348,573	537,915	820,088	366,376	250,144	206,078	6.571,096
1992/93	1.794,859	822,039	1.509,699	313,256	294,297	580,619	754,775	886,155	428,861	203,049	153,602	300,936	8.042,146
1993/94	786,872	399,589	1.373,424	1.438,714	893,628	520,237	1.070,020	600,601	250,124	134,314	97,671	158,384	7.723,577
1994/95	331,244	531,571	612,093	1.663,222	878,750	1.154,237	386,743	388,828	184,271	137,542	105,024	115,806	6.489,330
1995/96	95,395	251,658	1.241,002	1.174,059	1.608,827	990,339	690,416	554,765	322,594	299,255	236,446	228,965	7.693,720
1996/97	286,063	1.044,279	2.235,305	2.123,455	589,526	321,221	306,760	611,054	568,060	490,399	353,712	184,337	9.114,170
1997/98	159,418	841,599	1.751,594	829,446	499,410	609,870	1.015,349	702,861	395,632	189,811	138,339	232,636	7.365,964
1998/99	496,095	537,328	594,003	836,774	1.014,138	871,792	703,793	780,099	239,600	202,725	142,289	303,454	6.722,091
1999/00	365,647	646,357	982,656	418,080	495,756	361,824	1.219,333	650,052	339,918	169,199	122,198	92,439	5.863,457
2000/01	713,206	1.288,610	1.074,527	2.111,438	908,290	1.853,649	731,504	558,896	218,713	163,699	118,236	99,684	9.840,453
2001/02	188,726	346,049	165,813	253,363	483,063	459,423	394,069	500,162	329,186	159,573	215,499	148,639	3.643,565
2002/03	315,759	774,857	1.964,293	1.945,013	2.202,067	1.151,058	709,696	778,815	277,775	183,666	151,354	357,777	#####
2003/04	813,973	932,453	1.082,200	1.691,307	1.105,319	1.556,992	1.351,741	832,160	306,077	200,316	183,244	311,541	#####
2004/05	357,060	503,979	895,204	805,058	889,996	882,212	1.166,071	601,507	238,127	137,918	107,313	124,648	6.709,094
2005/06	385,394	927,097	982,339	881,305	611,425	1.577,660	819,909	413,535	355,346	218,936	142,169	348,033	7.663,149

948. Río Ebro aguas arriba de río Jalón

1940/2005

(hm³)

Serie completa

	Oct	Nov	Dic	Ene	Feb	Mar	Abr	May	Jun	Jul	Ago	Sep	Total
Máximo	1.794,859	2.578,515	3.637,462	2.513,762	2.622,291	2.033,772	2.659,555	1.899,751	1.600,363	662,572	752,742	788,616	#####
Mínimo	74,592	115,796	165,813	162,634	185,920	196,719	306,760	264,610	184,271	125,667	92,427	77,940	3.643,565
Media	424,325	727,260	1.095,990	1.168,208	1.073,234	1.054,889	1.077,772	833,202	489,658	255,320	206,083	240,785	8.646,727

Percentil 1%	81,389	136,059	204,566	194,318	201,103	277,645	358,749	267,934	206,659	131,287	95,836	87,364	3.746,313
Percentil 5%	122,059	202,590	289,255	293,833	305,609	395,501	398,693	391,393	238,496	138,065	106,742	99,340	4.798,109
Percentil 10%	157,335	258,957	452,584	365,211	451,232	437,892	515,663	420,373	248,697	149,475	116,419	114,556	5.841,509
Percentil 25%	205,394	361,501	625,807	679,699	616,816	680,952	737,321	558,802	304,928	181,994	139,297	153,617	6.793,836
Percentil 50%	320,321	574,073	919,379	1.102,944	946,856	1.022,188	1.043,442	696,518	394,451	228,036	183,168	213,611	8.487,932
Desviación típica	323,142	522,468	658,816	597,284	589,285	477,258	463,960	399,714	280,984	108,758	105,915	136,762	2.427,213
Coef. variación	0,762	0,718	0,601	0,511	0,549	0,452	0,430	0,480	0,574	0,426	0,514	0,568	0,281

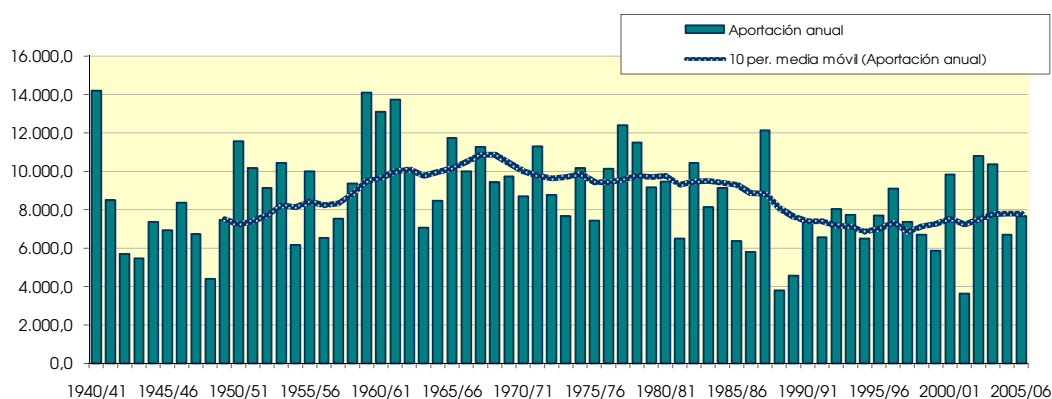
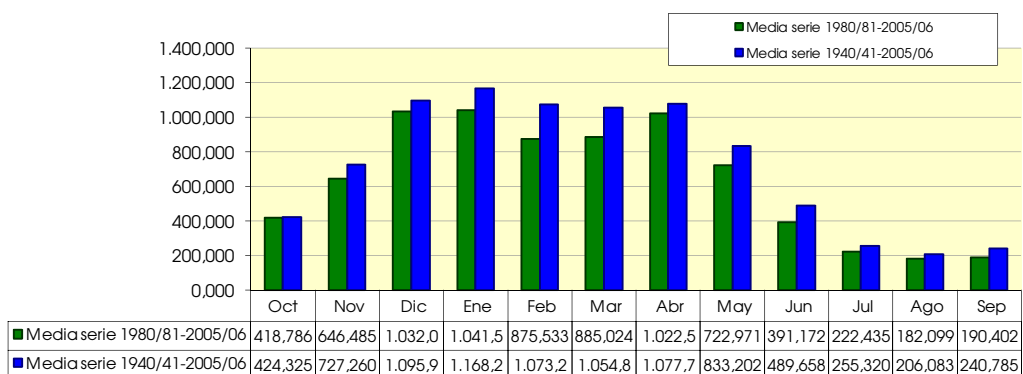
1980/2005

(hm³)

Serie para asignación y reserva

	Oct	Nov	Dic	Ene	Feb	Mar	Abr	May	Jun	Jul	Ago	Sep	Total
Máximo	1.794,859	1.779,264	2.235,305	2.123,455	2.202,067	1.853,649	2.659,555	1.519,355	1.255,779	580,329	752,742	357,777	#####
Mínimo	74,592	115,796	165,813	162,634	185,920	196,719	306,760	264,610	184,271	125,667	92,427	77,940	3.643,565
Media	418,786	646,485	1.032,048	1.041,511	875,533	885,024	1.022,539	722,971	391,172	222,435	182,099	190,402	7.631,004

Percentil 1%	77,206	123,589	180,718	174,820	199,101	227,844	326,756	291,950	192,882	127,828	93,738	81,564	3.683,083
Percentil 5%	87,635	164,893	233,709	221,875	252,558	331,371	388,574	377,683	221,385	135,121	99,509	93,123	3.995,788
Percentil 10%	105,084	235,160	321,632	283,310	334,755	386,573	397,633	401,181	233,763	137,730	105,788	97,430	5.198,898
Percentil 25%	171,427	345,687	592,632	592,651	496,670	587,932	715,148	555,797	254,204	163,886	119,016	118,576	6.491,211
Percentil 50%	344,152	562,231	938,772	938,229	891,812	877,002	1.042,684	630,553	325,890	195,063	145,189	171,759	7.517,160
Desviación típica	357,515	401,697	601,991	598,520	466,430	406,231	485,106	307,675	235,339	106,923	130,966	82,450	2.121,724
Coef. variación	0,854	0,621	0,583	0,575	0,533	0,459	0,474	0,426	0,602	0,481	0,719	0,433	0,278



949. Río Ebro aguas abajo del río Huerva

(hm ²)	Oct	Nov	Dic	ene	Feb	Mar	Abr	May	Jun	Jul	Ago	Sep	Total
1940/41	990,767	783,470	1.527,079	2.062,441	2.707,155	1.524,718	1.250,846	1.948,345	1.039,739	561,844	387,495	311,927	#####
1941/42	268,909	531,700	502,089	1.664,741	957,630	971,513	2.087,869	684,020	410,993	262,937	291,916	423,143	9.057,458
1942/43	337,603	312,970	478,616	1.076,517	971,369	562,943	635,436	556,507	264,031	270,075	177,279	366,684	6.010,031
1943/44	395,695	720,682	774,723	317,361	806,094	577,692	633,027	489,024	378,132	222,737	206,284	265,926	5.787,375
1944/45	693,737	577,442	1.122,190	1.601,926	903,262	793,654	486,758	416,892	305,613	206,339	356,249	181,418	7.645,479
1945/46	205,772	316,245	1.087,089	385,796	369,126	478,643	1.499,883	2.147,145	617,001	327,333	241,489	195,811	7.871,333
1946/47	225,590	409,077	1.446,928	772,313	1.625,841	1.784,380	627,842	847,983	385,759	244,465	281,225	450,194	9.101,597
1947/48	350,114	415,077	981,799	2.140,089	650,747	436,853	696,898	661,084	294,076	190,165	162,289	235,956	7.215,148
1948/49	230,528	219,059	295,453	406,704	228,790	822,435	488,017	543,755	292,110	159,929	162,400	864,283	4.713,462
1949/50	449,369	1.036,153	978,933	678,927	1.117,526	761,642	1.232,819	732,380	345,726	171,485	148,703	116,162	7.769,826
1950/51	226,103	406,283	1.929,519	1.681,994	1.819,905	2.021,649	1.117,968	1.391,252	728,922	368,170	295,722	261,738	#####
1951/52	446,767	863,874	863,204	1.501,866	1.817,741	1.532,610	1.723,567	704,611	348,441	483,541	276,676	204,596	#####
1952/53	396,803	1.116,621	1.619,998	1.353,034	1.282,271	828,602	827,918	441,037	991,589	319,567	178,636	199,791	9.555,868
1953/54	392,975	448,614	640,696	1.468,757	2.280,111	1.757,959	836,655	1.293,203	563,112	295,915	241,138	183,101	#####
1954/55	206,611	370,526	692,680	1.682,872	1.162,096	755,259	428,900	303,660	415,749	245,809	158,514	166,755	6.589,432
1955/56	355,831	372,585	940,184	1.473,628	709,351	1.912,817	1.678,625	1.732,537	677,698	323,538	290,604	332,953	#####
1956/57	308,652	999,858	514,247	599,909	737,954	436,256	589,989	761,551	1.394,382	303,173	193,902	164,464	7.004,337
1957/58	192,943	402,873	502,522	1.134,332	638,149	1.873,185	1.419,320	585,742	497,414	278,347	197,130	202,458	7.924,415
1958/59	202,289	622,973	2.139,346	1.153,019	502,650	1.374,873	1.016,994	1.212,796	605,764	355,417	289,150	781,783	#####
1959/60	1.034,133	1.760,325	3.732,355	2.214,289	1.757,510	1.827,075	828,383	711,372	451,942	228,487	194,306	260,577	#####
1960/61	1.625,171	1.420,241	2.941,089	2.589,608	1.554,292	600,938	1.029,769	698,330	455,026	216,066	214,525	475,909	#####
1961/62	794,574	2.694,624	1.261,498	1.717,881	2.068,884	2.108,440	1.782,327	925,734	524,609	251,095	176,676	213,875	#####
1962/63	254,325	762,199	1.425,779	1.516,083	1.003,317	1.788,691	1.505,039	548,498	558,366	304,461	495,002	441,856	#####
1963/64	294,725	881,138	927,993	338,745	1.037,124	1.343,342	1.558,439	455,879	302,075	181,930	144,998	138,312	7.604,699
1964/65	445,377	411,668	1.144,465	1.607,228	667,316	1.770,194	1.230,690	511,885	279,318	168,394	143,941	459,991	8.840,467
1965/66	719,008	1.258,705	2.216,208	1.420,181	1.903,321	1.179,385	1.291,249	1.084,311	776,844	362,981	248,429	207,691	#####
1966/67	936,726	2.596,537	1.829,833	1.031,962	622,175	816,917	877,869	695,329	418,553	264,854	198,410	162,006	#####
1967/68	264,034	2.052,848	1.798,703	1.882,685	1.210,669	1.188,972	1.251,745	1.083,657	508,287	271,920	276,345	250,060	#####
1968/69	183,170	472,769	949,303	745,413	755,237	1.775,948	2.304,050	1.255,618	806,222	414,848	252,861	609,471	#####
1969/70	319,187	321,323	2.122,860	2.152,072	1.504,710	1.191,342	738,010	814,913	533,981	260,544	251,261	186,950	#####
1970/71	209,511	395,600	375,763	686,344	868,652	1.107,979	1.566,737	2.031,152	1.047,379	542,526	276,217	275,299	9.383,159
1971/72	225,599	836,664	1.089,262	1.551,329	2.324,219	1.295,582	1.219,317	1.383,667	746,151	362,568	309,071	638,388	#####
1972/73	484,322	616,235	892,523	1.149,312	1.632,378	802,607	900,092	864,890	896,965	390,181	334,101	288,119	9.251,725
1973/74	326,304	345,558	750,671	708,929	1.245,412	1.899,169	997,290	646,926	440,203	289,695	258,311	256,560	8.165,028
1974/75	989,864	1.389,413	619,040	768,371	736,186	1.278,074	1.847,479	1.331,696	677,705	333,982	329,153	376,400	#####
1975/76	306,944	1.124,647	915,835	1.588,332	1.169,935	712,515	1.252,361	608,622	336,921	311,226	277,766	273,986	7.849,091
1976/77	566,442	763,623	1.087,114	1.234,725	1.075,050	660,305	881,377	1.564,591	1.718,295	728,676	552,992	318,682	#####
1977/78	526,691	478,266	815,265	1.758,446	2.677,199	1.592,970	1.806,214	1.542,086	771,521	420,676	315,468	258,662	#####
1978/79	260,425	195,102	784,802	2.469,694	2.351,141	1.351,705	1.856,786	1.190,968	741,859	376,427	261,673	341,040	#####
1979/80	620,525	1.300,447	793,111	1.041,181	636,732	1.578,515	925,282	1.375,829	669,987	335,856	215,763	181,399	9.674,628
1980/81	665,696	617,777	1.795,219	1.808,094	798,258	886,144	1.274,441	896,475	368,805	273,875	215,662	217,499	9.817,945
1981/82	262,664	165,289	1.557,697	1.021,541	1.006,141	1.109,834	421,297	426,332	318,819	188,341	186,458	167,584	6.831,997
1982/83	638,046	1.030,782	2.217,886	597,591	1.187,657	1.152,638	1.527,786	708,711	336,916	246,829	785,006	273,099	#####
1983/84	133,747	243,705	616,838	1.181,474	1.333,549	1.030,265	934,388	1.640,680	846,369	259,848	177,124	184,662	8.582,648
1984/85	482,958	1.894,365	886,006	1.230,846	984,591	1.064,088	886,331	1.257,142	428,551	248,329	150,756	137,162	9.651,125
1985/86	97,838	294,919	284,223	1.091,043	1.297,785	892,201	1.234,805	776,391	297,673	151,990	115,909	196,903	6.731,680
1986/87	202,243	294,006	595,251	904,804	1.332,179	707,721	1.165,062	293,856	254,700	253,944	145,838	102,102	6.251,706
1987/88	669,148	687,178	850,199	1.660,492	1.396,651	1.225,683	2.889,772	1.230,821	1.569,013	697,336	334,065	259,551	#####
1988/89	235,266	184,282	285,888	216,273	286,311	463,856	1.303,925	641,241	297,906	210,570	199,123	131,907	4.456,548
1989/90	120,458	391,202	2.539,725	452,654	414,674	232,173	1.341,670	638,766	435,950	191,322	142,400	147,589	5.033,188
1990/91	280,898	428,797	815,587	680,482	497,776	1.077,144	1.622,664	1.509,994	391,183	208,027	143,489	292,191	7.948,233
1991/92	431,002	1.225,778	420,081	242,653	212,505	707,394	1.370,578	563,700	862,223	394,613	275,648	227,816	6.933,992
1992/93	1.851,945	851,513	1.539,755	338,053	316,084	604,282	775,462	912,654	451,606	224,566	172,623	324,055	8.362,595
1993/94	827,228	426,342	1.397,677	1.463,330	917,816	541,535	1.088,518	619,983	267,520	152,366	114,056	176,822	7.993,191
1994/95	365,738	557,332	634,849	1.684,590	897,974	1.172,435	401,822	408,216	203,309	154,521	128,186	132,579	6.741,550
1995/96	110,592	272,813	1.297,485	1.274,713	1.673,540	1.045,822	730,803	605,031	355,962	330,753	266,743	255,802	8.220,059
1996/97	310,911	1.079,672	2.339,725	2.342,822	670,257	382,438	380,873	706,207	635,255	552,069	407,985	248,859	#####
1997/98	198,901	894,142	1.829,778	882,943	544,188	649,234	1.055,237	763,031	436,423	222,409	169,733	261,717	7.907,735
1998/99	525,831	565,061	620,679	862,835	1.038,247	903,859	736,590	804,331	268,167	240,082	166,624	333,663	7.065,971
1999/00	395,779	674,505	1.009,568	442,965	516,737	383,250	1.250,394	687,869	369,977	193,643	143,514	111,044	6.179,246
2000/01	757,547	1.325,197	1.114,153	2.183,731	946,919	1.910,229	764,185	586,636	243,630	187,780	141,046	122,479	#####
2001/02	210,597	366,874	186,178	272,753	499,975	478,374	414,547	537,855	361,258	183,902	249,407	175,380	3.937,101
2002/03	351,558	807,532	2.003,049	1.998,561	2.313,580	1.235,003	797,083	920,981	354,504	236,793	197,644	422,972	#####
2003/04	882,334	997,118	1.133,802	1.739,621	1.175,602	1.696,391	1.517,756	1.015,423	398,961	271,065	240,905	368,183	#####
2004/05	413,200	552,348	944,250	848,799	927,003	915,836	1.194,795	632,127	266,182	162,664	130,603	150,927	7.138,733
2005/06	412,567	968,553	1.016,566	913,807	657,164	1.613,500	848,566	436,230	399,196	251,829	167,126	397,364	8.082,468

949. Río Ebro aguas abajo del río Huerva

1940/2005

(hm³)

Serie completa

	Oct	Nov	Dic	Ene	Feb	Mar	Abr	May	Jun	Jul	Ago	Sep	Total
Máximo	1.851,945	2.694,624	3.732,355	2.589,608	2.707,155	2.108,440	2.889,772	2.147,145	1.718,295	728,676	785,006	864,283	#####
Mínimo	97,838	165,289	186,178	216,273	212,505	232,173	380,873	293,856	203,309	151,990	114,056	102,102	3.937,101
Media	464,224	769,714	1.142,841	1.221,765	1.120,188	1.108,480	1.134,230	893,942	539,978	292,389	239,875	277,944	9.205,568

Percentil 1%	106,128	177,634	249,907	233,420	223,091	329,845	394,490	300,229	229,517	152,234	115,260	107,914	4.274,741
Percentil 5%	146,103	225,220	315,531	322,534	329,345	436,405	423,198	419,252	264,569	160,612	133,214	124,836	5.221,735
Percentil 10%	200,572	294,463	490,353	396,250	498,875	478,509	539,003	448,458	273,743	176,708	143,502	137,737	6.215,476
Percentil 25%	231,713	397,418	653,692	718,050	668,051	708,920	780,867	591,235	339,122	211,944	166,749	181,404	7.312,535
Percentil 50%	353,695	617,006	964,118	1.167,247	993,954	1.070,616	1.103,243	721,876	432,251	261,741	215,094	252,931	9.079,527
Desviación típica	333,304	537,874	670,507	614,900	602,521	494,789	492,067	434,070	308,380	120,853	110,207	149,656	2.573,508
Coef. variación	0,718	0,699	0,587	0,503	0,538	0,446	0,434	0,486	0,571	0,413	0,459	0,538	0,280

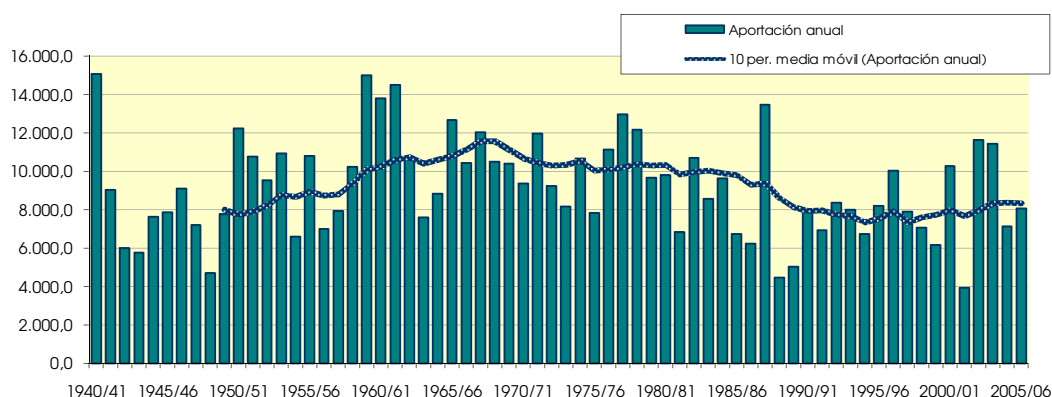
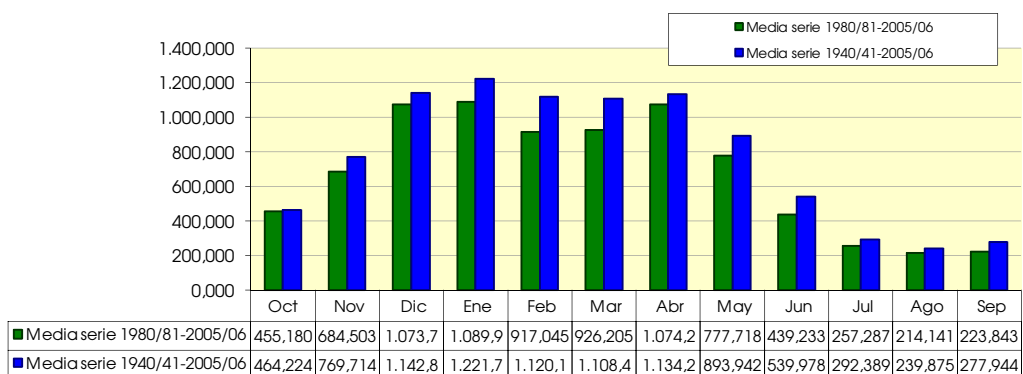
1980/2005

(hm³)

Serie para asignación y reserva

	Oct	Nov	Dic	Ene	Feb	Mar	Abr	May	Jun	Jul	Ago	Sep	Total
Máximo	1.851,945	1.894,365	2.339,725	2.342,822	2.313,580	1.910,229	2.889,772	1.640,680	1.569,013	697,336	785,006	422,972	#####
Mínimo	97,838	165,289	186,178	216,273	212,505	232,173	380,873	293,856	203,309	151,990	114,056	102,102	3.937,101
Media	455,180	684,503	1.073,720	1.089,903	917,045	926,205	1.074,206	777,718	439,233	257,287	214,141	223,843	8.132,984

Percentil 1%	101,027	170,037	210,689	222,868	230,957	269,740	386,110	322,446	213,389	152,084	114,519	104,338	4.066,962
Percentil 5%	113,058	199,137	284,639	250,178	293,755	382,641	405,003	412,745	246,397	152,905	118,978	113,903	4.600,708
Percentil 10%	127,102	258,259	352,985	305,403	365,379	423,553	417,922	431,281	260,441	158,592	129,394	127,193	5.606,217
Percentil 25%	216,765	372,956	617,798	618,314	523,600	615,520	767,004	591,235	297,731	189,087	143,495	148,423	6.764,162
Percentil 50%	380,758	591,419	976,909	967,674	922,409	909,848	1.071,878	697,038	365,032	230,680	171,178	207,201	7.970,712
Desviación típica	363,696	413,181	608,332	619,099	477,967	416,905	518,693	329,164	281,206	122,978	135,697	91,091	2.274,932
Coef. variación	0,799	0,604	0,567	0,568	0,521	0,450	0,483	0,423	0,640	0,478	0,634	0,407	0,280



950. Río Ebro aguas arriba de río Leza

(hm ²)	Oct	Nov	Dic	Ene	Feb	Mar	Abr	May	Jun	Jul	Ago	Sep	Total
1940/41	311,363	266,700	420,444	666,640	878,249	660,915	519,888	956,579	399,501	193,327	136,819	115,223	5.525,649
1941/42	89,130	189,418	161,960	618,395	340,643	372,056	657,305	231,569	177,309	77,886	111,235	129,221	3.156,127
1942/43	124,765	101,334	211,869	385,032	331,180	218,503	228,810	164,407	74,859	73,055	44,463	93,946	2.052,223
1943/44	89,095	285,599	345,785	162,414	422,820	282,343	305,619	194,429	111,701	60,864	56,665	75,298	2.392,632
1944/45	323,534	222,684	494,231	733,217	342,153	311,671	211,789	163,625	95,239	54,828	125,117	47,662	3.125,748
1945/46	80,424	106,960	412,115	148,625	139,901	195,194	531,262	589,776	154,442	77,540	64,218	48,716	2.549,174
1946/47	55,119	126,736	598,756	289,139	627,507	717,938	279,286	323,546	138,609	66,680	72,720	135,686	3.431,722
1947/48	86,357	132,672	448,101	1.015,549	311,166	204,298	311,830	262,113	94,125	59,341	46,784	41,681	3.014,018
1948/49	67,199	64,435	115,334	178,917	94,954	498,174	286,585	247,615	135,276	55,389	54,341	225,122	2.023,341
1949/50	94,622	235,201	328,048	260,722	404,575	269,892	522,090	372,797	135,470	73,431	57,093	47,294	2.801,235
1950/51	97,711	111,896	790,655	657,092	647,015	734,601	416,954	569,721	304,590	139,767	102,119	82,124	4.654,248
1951/52	184,130	398,584	335,143	674,160	524,527	656,710	660,771	272,965	149,309	235,946	105,063	75,356	4.272,663
1952/53	124,518	261,448	516,134	563,201	601,223	332,187	411,534	178,469	324,364	105,749	62,617	63,017	3.544,461
1953/54	374,640	132,696	222,908	698,863	844,673	595,280	458,227	477,330	235,712	103,878	92,833	65,260	4.302,301
1954/55	81,193	156,546	140,162	519,805	466,550	408,002	233,293	134,752	162,724	98,967	59,138	55,756	2.516,887
1955/56	160,722	131,231	407,525	548,596	252,354	755,712	835,185	574,918	201,239	104,268	91,033	88,380	4.151,162
1956/57	136,376	579,317	221,269	246,843	336,000	211,454	267,779	308,897	324,737	97,343	59,704	52,301	2.842,019
1957/58	60,103	201,169	252,069	480,717	354,520	570,817	456,597	261,068	207,280	93,355	80,611	60,666	3.078,974
1958/59	78,567	278,427	884,610	459,845	181,891	476,657	349,072	376,451	208,843	114,485	84,446	206,073	3.699,369
1959/60	382,622	500,302	1.509,302	999,704	736,361	676,682	326,177	240,574	131,158	72,426	54,194	72,659	5.702,160
1960/61	388,785	369,747	1.409,109	940,825	409,796	223,911	316,971	270,704	124,603	73,604	56,005	100,642	4.684,704
1961/62	219,511	1.008,907	516,941	808,374	944,141	874,126	617,725	443,679	201,531	100,346	72,349	67,080	5.874,711
1962/63	89,510	228,112	442,520	401,468	362,766	743,139	463,190	198,048	198,465	83,929	69,112	154,744	3.435,004
1963/64	97,435	306,342	249,514	132,494	382,765	499,100	446,971	171,726	87,018	61,235	42,733	38,738	2.516,070
1964/65	104,184	118,332	326,977	501,076	253,148	538,012	482,663	161,845	78,661	49,776	45,319	119,129	2.779,122
1965/66	174,046	392,282	769,577	463,549	756,136	418,268	409,942	325,528	350,929	138,956	88,481	68,764	4.356,459
1966/67	369,721	951,098	607,236	409,878	225,612	291,472	296,107	296,201	141,563	82,332	61,352	56,525	3.789,097
1967/68	79,716	620,268	826,504	736,455	522,532	475,402	449,641	371,483	144,511	79,067	69,178	65,403	4.440,159
1968/69	56,466	77,404	240,334	195,290	229,048	474,907	615,082	380,297	181,003	93,874	60,483	186,986	2.791,174
1969/70	83,582	105,669	862,378	849,997	562,386	490,049	287,854	250,243	163,541	73,661	93,717	66,094	3.889,171
1970/71	73,716	135,403	135,844	216,039	209,386	452,421	536,838	784,905	342,055	182,753	90,322	71,670	3.231,351
1971/72	60,738	504,177	483,296	600,191	914,271	542,228	480,857	612,848	322,565	145,195	115,901	186,179	4.968,447
1972/73	174,979	160,389	196,031	356,299	727,398	274,610	328,655	276,517	296,996	113,247	97,934	80,906	3.083,962
1973/74	126,786	93,170	321,573	279,735	566,438	762,566	442,313	235,697	164,255	114,181	112,640	84,083	3.303,437
1974/75	395,874	445,609	203,193	282,480	207,530	516,355	786,398	495,323	213,094	115,255	119,741	124,507	3.905,359
1975/76	104,283	534,576	345,623	296,813	356,864	256,776	661,988	242,484	141,974	127,379	123,917	108,009	3.300,686
1976/77	119,847	211,559	324,905	309,559	311,220	194,810	347,770	745,727	778,340	344,153	196,567	118,141	4.002,596
1977/78	128,832	120,790	321,098	906,349	1.070,508	578,621	868,185	683,740	346,139	154,245	117,214	92,824	5.388,544
1978/79	126,375	112,813	431,340	953,595	953,396	684,268	827,539	350,572	173,090	143,174	110,106	152,339	5.018,608
1979/80	291,447	718,983	476,010	558,790	254,669	643,557	550,361	702,943	289,873	161,019	127,454	93,333	4.868,439
1980/81	180,822	235,360	761,026	848,105	349,696	350,790	620,329	307,861	119,334	116,983	91,080	93,711	4.075,098
1981/82	88,652	52,079	468,715	366,717	325,395	336,761	123,121	124,043	95,018	48,509	49,615	44,601	2.123,225
1982/83	159,744	363,079	890,262	223,459	473,132	465,198	619,288	306,718	123,336	99,820	488,925	132,615	4.345,575
1983/84	69,858	81,247	241,279	443,891	564,313	471,658	354,879	676,387	300,338	95,535	69,666	68,324	3.437,375
1984/85	193,947	585,205	351,172	494,453	381,943	457,049	376,864	553,040	172,216	123,681	72,339	77,454	3.839,362
1985/86	38,251	142,442	134,732	469,720	532,008	337,113	393,952	237,246	95,635	51,498	38,965	71,836	2.543,397
1986/87	63,000	58,957	191,614	364,831	586,631	324,381	374,717	110,843	107,955	93,629	44,050	33,371	2.353,978
1987/88	133,172	309,675	344,711	498,178	494,910	580,528	1.215,925	452,013	380,880	236,630	110,497	80,042	4.837,160
1988/89	76,428	54,930	97,722	77,543	96,853	122,095	474,006	271,658	132,210	91,669	61,500	41,246	1.597,859
1989/90	36,482	126,239	262,590	229,646	119,237	90,741	727,674	286,732	194,627	76,281	51,016	46,350	2.247,617
1990/91	79,773	141,490	316,041	291,618	236,507	569,733	739,517	723,173	179,885	84,431	55,224	86,810	3.504,201
1991/92	116,623	458,677	138,007	102,933	81,961	381,520	589,623	263,973	475,363	179,471	89,836	69,193	2.947,180
1992/93	766,093	313,878	509,235	138,557	185,793	394,104	356,099	408,796	221,251	103,261	74,971	91,109	3.563,147
1993/94	282,844	165,184	562,819	589,669	325,869	213,071	325,397	212,301	110,018	57,568	45,383	78,723	2.968,846
1994/95	118,213	154,811	251,358	772,347	422,240	480,523	168,895	165,662	81,207	67,206	42,718	56,480	2.781,661
1995/96	45,093	133,319	441,856	455,084	623,791	492,859	338,429	211,436	107,497	83,536	67,204	60,303	3.060,405
1996/97	97,188	418,188	918,550	769,195	265,125	158,551	129,337	276,608	200,017	182,724	136,816	78,223	3.630,522
1997/98	79,209	418,372	703,969	321,667	227,101	272,343	486,175	342,616	160,251	78,940	57,896	74,717	3.223,255
1998/99	188,585	230,379	232,127	389,704	485,420	356,682	265,574	243,840	108,224	93,745	57,445	75,317	2.727,042
1999/00	138,050	304,100	541,627	238,109	215,943	195,632	483,537	230,070	109,942	68,305	49,701	40,702	2.615,717
2000/01	128,946	383,750	405,475	1.005,959	475,056	876,301	303,637	184,887	90,078	69,776	59,508	44,832	4.028,203
2001/02	58,044	222,936	92,828	140,559	171,160	164,130	170,420	292,037	135,258	70,492	108,803	49,369	1.676,035
2002/03	148,548	219,957	775,526	949,306	762,416	388,177	374,104	480,308	133,338	78,836	63,806	64,954	4.439,275
2003/04	251,448	274,532	387,088	750,744	406,214	625,940	470,284	369,320	137,639	79,717	66,220	82,167	3.901,313
2004/05	115,407	289,198	484,561	448,468	552,808	520,068	555,803	286,231	115,814	71,376	53,526	47,509	3.540,769
2005/06	142,449	457,096	464,850	373,129	317,256	639,513	348,356	156,074	130,989	74,779	53,373	57,448	3.215,312

950. Río Ebro aguas arriba de río Leza

1940/2005
(hm³)

Serie completa

	Oct	Nov	Dic	Ene	Feb	Mar	Abr	May	Jun	Jul	Ago	Sep	Total
Máximo	766,093	1.008,907	1.509,302	1.015,549	1.070,508	876,301	1.215,925	956,579	778,340	344,153	488,925	225,122	5.874,711
Mínimo	36,482	52,079	92,828	77,543	81,961	90,741	123,121	110,843	74,859	48,509	38,965	33,371	1.597,859
Media	152,498	277,183	443,578	488,793	435,410	444,684	452,622	349,636	192,803	104,156	84,725	84,317	3.510,405

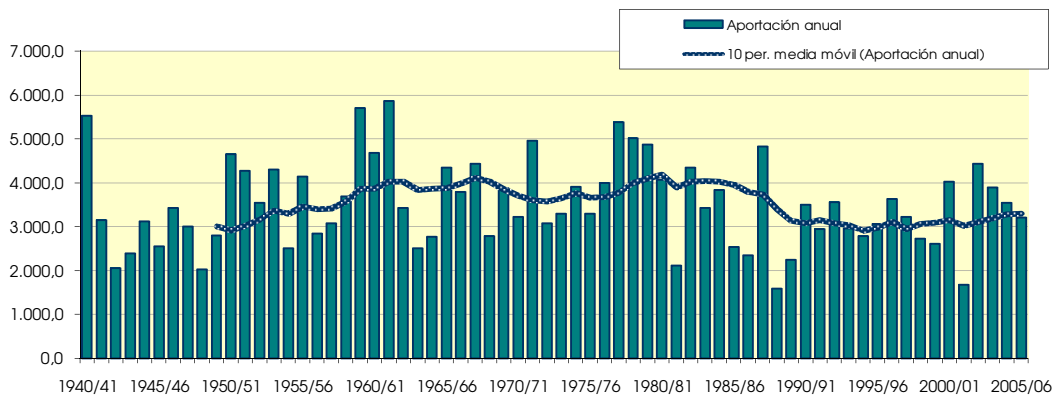
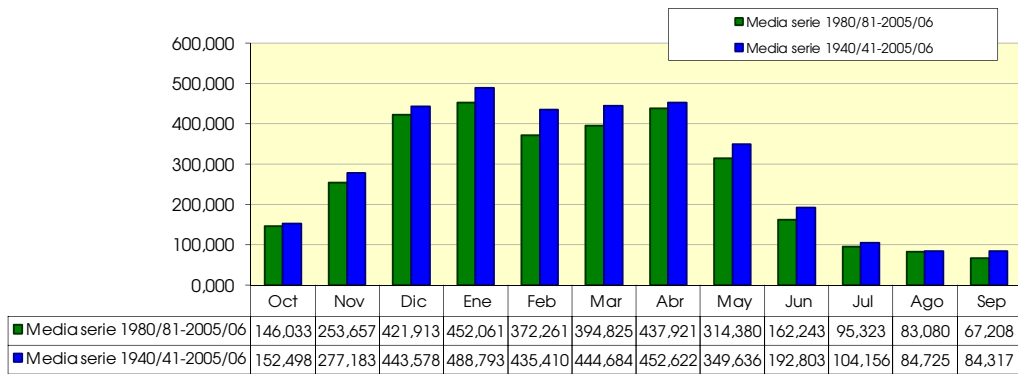
Percentil 1%	37,632	53,932	96,009	94,047	90,406	111,121	127,162	119,423	77,330	49,332	41,404	36,860	1.648,673
Percentil 5%	55,456	67,677	135,010	139,058	124,403	171,800	180,762	157,517	87,783	54,968	44,153	41,355	2.069,973
Percentil 10%	60,421	97,252	151,061	170,665	183,842	199,965	249,434	165,035	95,128	60,102	46,084	45,591	2.373,305
Percentil 25%	79,936	131,592	243,338	284,145	253,529	284,626	319,077	232,601	120,335	73,149	56,170	56,755	2.793,689
Percentil 50%	117,418	225,524	396,281	457,464	382,354	461,124	429,634	286,482	157,347	92,512	69,145	75,007	3.433,363
Desviación típica	121,063	200,946	281,955	258,967	232,196	191,485	197,865	185,194	116,353	51,620	59,035	40,908	978,669
Coef. variación	0,794	0,725	0,636	0,530	0,533	0,431	0,437	0,530	0,603	0,496	0,697	0,485	0,279

1980/2005
(hm³)

Serie para asignación y reserva

	Oct	Nov	Dic	Ene	Feb	Mar	Abr	May	Jun	Jul	Ago	Sep	Total
Máximo	766,093	585,205	918,550	1.005,959	762,416	876,301	1.215,925	723,173	475,363	236,630	488,925	132,615	4.837,160
Mínimo	36,482	52,079	92,828	77,543	81,961	90,741	123,121	110,843	81,207	48,509	38,965	33,371	1.597,859
Media	146,033	253,657	421,913	452,061	372,261	394,825	437,921	314,380	162,243	95,323	83,080	67,208	3.200,905

Percentil 1%	36,924	52,791	94,052	83,890	85,684	98,580	124,675	114,143	83,425	49,256	39,903	35,204	1.617,403
Percentil 5%	39,962	55,937	106,975	111,839	102,449	131,209	139,227	132,050	91,313	53,015	43,051	40,838	1.787,833
Percentil 10%	51,568	70,102	136,369	139,558	145,198	161,341	169,657	160,868	95,327	62,387	44,716	42,924	2.185,421
Percentil 25%	77,123	141,728	243,799	251,486	229,452	285,352	328,655	216,743	108,654	70,713	51,605	47,974	2.643,548
Percentil 50%	117,418	232,870	396,281	416,797	365,820	384,848	375,790	281,420	131,599	81,626	60,504	68,759	3.219,284
Desviación típica	140,933	143,029	237,659	260,712	177,925	182,914	230,992	155,297	92,931	43,262	86,027	21,698	835,305
Coef. variación	0,965	0,564	0,563	0,577	0,478	0,463	0,527	0,494	0,573	0,454	1,035	0,323	0,261



951. Río Ebro aguas abajo del río Cidacos

(hm ²)	Oct	Nov	Dic	Ene	Feb	Mar	Abr	May	Jun	Jul	Ago	Sep	Total
1940/41	415,386	332,554	553,850	818,510	1.107,501	770,645	598,719	1.107,550	506,605	229,591	164,252	132,451	6.737,616
1941/42	107,738	228,286	212,267	773,216	460,857	434,020	804,493	305,624	208,995	98,832	129,726	148,463	3.912,517
1942/43	140,239	114,438	242,694	448,127	417,869	263,118	276,298	194,359	90,177	86,348	53,314	118,120	2.445,100
1943/44	105,394	333,252	400,867	186,717	475,901	318,024	336,523	218,922	133,079	72,276	64,268	84,927	2.730,150
1944/45	356,615	259,022	583,515	835,612	394,862	365,733	239,752	182,752	107,000	63,497	143,286	53,068	3.584,715
1945/46	86,463	126,830	478,202	185,011	165,713	227,936	621,225	723,781	197,028	92,397	71,210	50,983	3.026,779
1946/47	59,827	140,960	692,560	349,909	763,803	811,206	310,234	367,776	156,776	73,906	81,846	158,861	3.967,661
1947/48	103,441	150,644	517,857	1.152,889	372,650	236,272	353,050	306,642	113,267	67,095	58,556	49,184	3.477,246
1948/49	75,118	73,460	127,928	204,800	118,465	573,898	339,643	279,362	157,129	65,215	62,803	287,714	2.365,536
1949/50	117,067	290,117	396,464	315,162	485,004	332,755	596,273	406,767	156,423	84,179	65,304	49,418	3.294,934
1950/51	107,017	122,609	904,272	760,827	762,596	842,923	481,084	636,940	347,377	159,014	114,007	91,439	5.330,104
1951/52	207,094	447,434	372,673	738,212	657,112	731,591	773,983	314,709	169,557	262,301	121,229	86,672	4.882,567
1952/53	149,624	318,958	607,948	662,362	707,832	419,391	463,934	212,562	359,256	124,387	73,744	72,913	4.172,911
1953/54	437,533	159,566	275,855	809,570	1.029,799	732,887	500,482	544,882	279,663	120,746	104,016	75,142	5.070,141
1954/55	91,228	170,627	174,293	581,401	521,104	448,255	255,458	150,339	178,631	112,963	63,934	69,842	3.816,789
1955/56	179,188	155,861	445,276	649,153	303,494	896,180	924,524	718,894	248,614	124,937	107,664	106,957	4.860,741
1956/57	150,313	646,310	262,220	286,978	388,255	237,371	294,184	354,528	380,770	113,532	68,637	57,770	3.240,869
1957/58	65,602	212,163	264,965	534,889	378,684	682,424	564,212	280,392	220,513	99,499	85,372	66,178	3.454,894
1958/59	85,628	318,546	1.069,585	543,201	214,939	537,476	403,980	456,476	240,227	130,708	93,784	237,295	4.331,846
1959/60	450,815	617,694	1.787,693	1.149,636	855,639	769,359	382,520	274,916	146,763	82,045	62,236	82,466	6.661,782
1960/61	459,393	447,094	1.598,670	1.139,470	518,219	261,616	362,092	308,898	148,851	88,769	69,789	142,827	5.545,689
1961/62	313,135	1.279,031	622,631	920,851	1.127,294	997,497	708,937	504,227	233,164	113,867	81,845	77,793	6.980,272
1962/63	103,343	260,723	537,347	517,203	417,165	861,716	549,069	227,357	229,340	99,341	81,212	167,124	4.050,938
1963/64	108,980	333,269	304,338	155,120	432,455	563,775	531,081	191,623	98,659	68,841	48,720	43,838	2.880,699
1964/65	125,712	143,025	409,119	624,964	301,184	686,680	563,053	194,761	96,492	62,759	56,798	135,246	3.399,793
1965/66	212,618	484,522	918,415	533,086	878,520	525,133	488,082	399,707	396,203	159,375	101,160	79,453	5.176,274
1966/67	412,376	1.147,932	761,302	486,756	268,973	329,693	348,170	331,963	162,530	95,125	71,490	66,754	4.483,062
1967/68	94,065	763,240	953,794	900,690	601,843	545,574	550,375	435,510	172,180	92,549	84,212	76,424	5.270,457
1968/69	66,372	91,476	281,678	231,086	269,083	572,008	750,367	440,469	228,520	112,495	72,921	207,873	3.324,347
1969/70	98,283	119,851	1.003,013	1.005,236	689,635	589,839	330,294	295,646	188,443	85,437	104,501	76,347	4.586,525
1970/71	83,320	147,989	156,297	250,102	246,545	520,018	624,444	900,036	403,837	206,612	102,955	83,777	3.725,933
1971/72	72,352	539,473	537,340	701,374	1.112,791	632,640	538,880	691,376	354,900	164,819	130,628	215,062	5.691,634
1972/73	212,746	190,793	247,581	420,559	848,657	324,114	381,540	308,420	350,563	127,177	107,025	89,371	3.608,547
1973/74	135,463	102,349	342,990	302,787	620,994	858,152	491,771	256,906	177,782	124,649	121,961	91,772	3.627,576
1974/75	432,144	515,254	234,740	326,314	267,019	588,262	915,537	585,268	252,062	130,958	132,588	137,878	4.518,025
1975/76	115,052	602,379	411,977	323,010	454,139	309,027	732,220	276,300	159,169	142,516	134,523	117,237	3.777,549
1976/77	136,726	240,684	383,865	367,129	352,845	223,996	399,454	821,690	868,657	374,060	217,831	129,676	4.516,614
1977/78	144,227	140,796	362,948	1.015,204	1.238,511	668,425	987,902	759,801	380,342	173,521	131,534	105,200	6.108,411
1978/79	139,650	124,165	458,741	1.082,149	1.045,775	745,728	947,870	415,810	201,613	160,017	119,826	164,291	5.605,633
1979/80	312,472	784,530	504,749	607,816	289,689	762,931	600,355	770,452	336,212	183,806	134,510	99,053	5.386,575
1980/81	200,278	259,955	853,230	937,764	399,788	397,075	715,215	366,968	139,280	129,645	99,095	100,955	4.599,248
1981/82	97,984	59,339	519,823	430,436	376,146	402,171	153,695	142,448	108,234	55,293	54,929	49,935	2.450,433
1982/83	174,888	412,727	1.020,002	263,519	542,912	543,537	689,863	339,623	135,321	110,795	555,788	145,859	4.934,834
1983/84	73,971	93,403	280,272	511,978	664,737	546,993	394,670	756,984	336,069	106,970	75,000	72,848	3.913,894
1984/85	211,670	690,515	406,056	541,659	429,773	527,880	421,698	618,531	195,805	134,571	78,669	79,161	4.335,986
1985/86	39,983	158,645	150,308	529,979	598,025	375,675	441,198	262,427	104,360	55,170	41,824	77,766	2.835,358
1986/87	69,804	66,413	213,773	408,387	657,525	374,032	420,212	132,779	121,808	106,576	49,767	35,315	2.656,392
1987/88	161,513	360,773	402,612	609,390	598,375	654,675	1.412,799	553,087	503,650	287,474	130,150	84,711	5.759,207
1988/89	80,937	58,847	106,954	85,630	119,849	136,746	555,093	306,180	144,709	102,555	71,511	44,968	1.813,978
1989/90	38,445	148,066	289,095	254,116	135,316	99,315	791,159	328,594	221,715	85,367	56,174	50,221	2.497,581
1990/91	86,248	161,899	355,080	323,421	271,861	641,526	908,243	814,969	208,227	93,289	59,626	102,576	4.026,967
1991/92	143,372	534,096	170,956	113,764	89,757	450,056	647,686	313,455	535,987	203,024	104,034	77,368	3.383,556
1992/93	848,654	361,732	598,626	170,319	221,080	424,581	412,422	491,014	259,706	118,046	85,924	103,948	4.096,051
1993/94	307,237	184,107	646,915	657,534	383,354	239,672	370,703	248,739	127,189	64,951	49,380	83,024	3.362,807
1994/95	135,185	170,774	297,443	859,799	505,370	540,867	196,418	183,750	88,481	71,217	45,991	58,926	3.154,219
1995/96	46,593	147,409	521,380	554,607	788,129	562,429	383,636	234,044	117,949	91,360	73,325	68,301	3.589,161
1996/97	106,824	478,015	1.034,570	957,080	318,810	173,063	146,188	319,346	236,344	219,396	171,878	85,111	4.246,626
1997/98	83,102	476,298	800,304	369,330	275,797	315,599	532,233	377,806	183,318	88,705	63,243	84,406	3.650,140
1998/99	203,745	258,820	261,498	427,239	558,230	418,807	304,832	273,008	120,368	107,097	64,710	86,408	3.084,763
1999/00	145,722	333,328	597,406	265,673	242,476	220,074	545,981	271,954	125,029	75,548	55,969	43,035	2.922,194
2000/01	153,975	444,946	471,039	1.138,653	530,161	962,273	348,361	202,870	95,683	75,435	64,323	47,984	4.535,701
2001/02	63,921	238,654	101,893	152,838	206,192	188,231	187,020	317,517	152,470	78,736	116,736	52,739	1.856,946
2002/03	157,440	249,994	899,851	1.092,762	981,398	476,937	432,522	529,740	149,315	84,635	69,934	78,929	5.203,457
2003/04	283,435	330,318	459,141	849,483	526,709	724,907	555,604	420,256	152,772	87,730	70,734	98,455	4.559,545
2004/05	125,812	309,391	534,221	505,921	627,157	563,731	615,763	319,971	128,831	76,561	57,761	49,246	3.914,364
2005/06	172,506	527,312	547,341	432,476	376,321	779,749	422,924	182,533	164,756	93,461	64,455	69,415	3.833,249

951. Río Ebro aguas abajo del río Cidacos

1940/2005
(hm³)

Serie completa

	Oct	Nov	Dic	Ene	Feb	Mar	Abr	May	Jun	Jul	Ago	Sep	Total
Máximo	848,654	1.279,031	1.787,693	1.152,889	1.238,511	997,497	1.412,799	1.107,550	868,657	374,060	555,788	287,714	6.980,272
Mínimo	38,445	58,847	101,893	85,630	89,757	99,315	146,188	132,779	88,481	55,170	41,824	35,315	1.813,978
Media	173,985	321,116	514,277	565,770	514,980	514,226	520,124	400,954	222,648	118,693	95,856	95,645	4.058,274

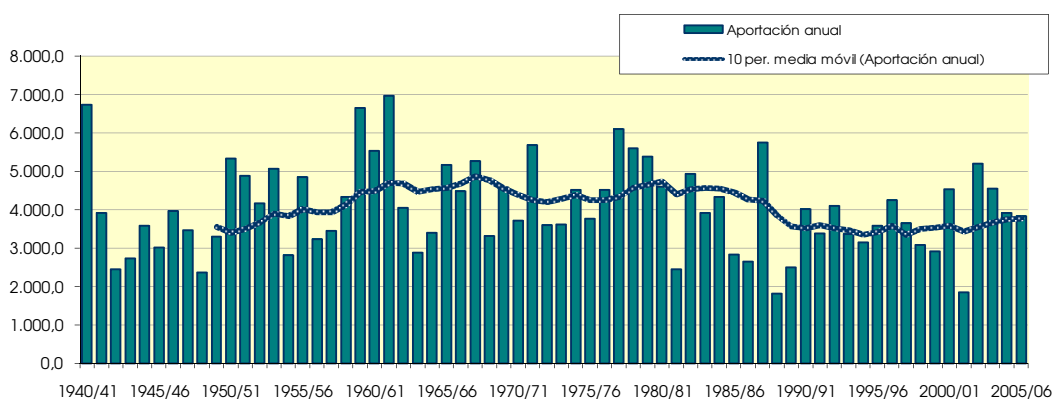
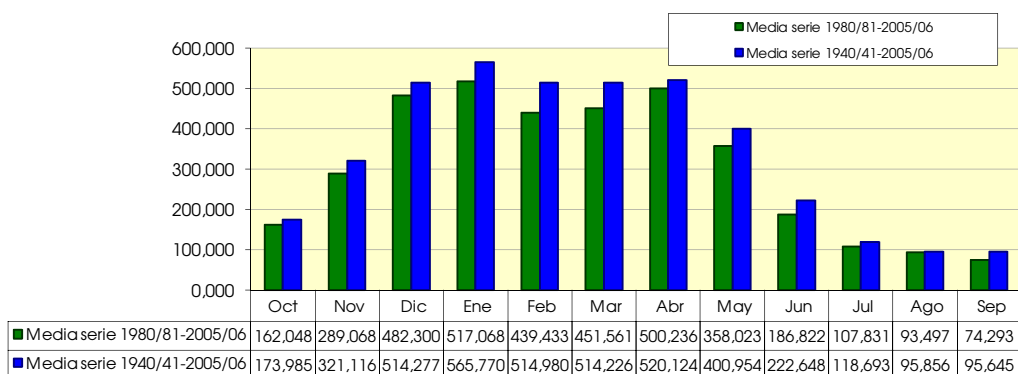
Percentil 1%	39,445	59,167	105,182	103,917	108,417	123,645	151,068	139,064	89,583	55,250	44,532	40,333	1.841,908
Percentil 5%	60,850	77,964	151,805	158,920	142,915	196,192	207,251	182,588	97,034	63,860	49,477	45,722	2.446,433
Percentil 10%	68,088	108,394	193,280	195,758	218,009	232,104	285,241	192,991	107,617	67,968	54,592	49,332	2.693,271
Percentil 25%	87,655	148,008	280,624	323,113	301,761	330,458	364,245	264,809	136,311	84,293	64,282	66,322	3.302,287
Percentil 50%	135,324	258,921	452,008	531,532	457,498	532,678	489,926	319,658	178,207	101,027	76,834	83,400	3.914,129
Desviación típica	138,298	241,820	327,256	299,230	276,552	219,519	228,736	211,443	134,528	58,402	67,107	48,779	1.157,365
Coef. variación	0,795	0,753	0,636	0,529	0,537	0,427	0,440	0,527	0,604	0,492	0,700	0,510	0,285

1980/2005
(hm³)

Serie para asignación y reserva

	Oct	Nov	Dic	Ene	Feb	Mar	Abr	May	Jun	Jul	Ago	Sep	Total
Máximo	848,654	690,515	1.034,570	1.138,653	981,398	962,273	1.412,799	814,969	535,987	287,474	555,788	145,859	5.759,207
Mínimo	38,445	58,847	101,893	85,630	89,757	99,315	146,188	132,779	88,481	55,170	41,824	35,315	1.813,978
Media	162,048	289,068	482,300	517,068	439,433	451,561	500,236	358,023	186,822	107,831	93,497	74,293	3.662,179

Percentil 1%	38,830	58,970	103,158	92,663	97,280	108,672	148,065	135,197	90,281	55,201	42,865	37,245	1.824,720
Percentil 5%	41,635	61,108	117,792	123,533	123,715	145,825	162,026	152,470	97,852	57,707	46,838	43,518	2.005,318
Percentil 10%	55,257	79,908	160,632	161,579	170,754	180,647	191,719	183,142	106,297	68,084	49,573	46,476	2.474,007
Percentil 25%	81,478	159,459	282,478	280,110	272,845	330,207	373,936	252,161	122,613	77,105	56,571	50,850	2.962,836
Percentil 50%	139,278	259,388	465,090	469,199	414,781	437,318	427,723	318,431	147,012	92,324	67,322	77,567	3.741,694
Desviación típica	156,337	167,381	270,249	299,274	217,649	208,184	267,079	175,431	113,155	53,008	98,672	24,758	992,342
Coef. variación	0,965	0,579	0,560	0,579	0,495	0,461	0,534	0,490	0,606	0,492	1,055	0,333	0,271



958. Río Zidacos

(hm ²)	Oct	Nov	Dic	Ene	Feb	Mar	Abr	May	Jun	Jul	Ago	Sep	Total
1940/41	19,119	7,441	18,338	53,566	32,435	4,567	6,298	9,807	1,497	0,411	0,165	0,407	154,051
1941/42	0,148	1,889	0,358	6,695	1,424	2,996	20,412	0,779	0,242	0,130	0,214	1,357	36,644
1942/43	0,471	0,460	0,825	2,471	2,198	0,597	1,418	0,318	0,102	0,479	0,160	1,043	10,541
1943/44	0,348	0,548	1,889	0,215	2,176	0,259	0,597	0,783	0,475	0,144	0,672	0,570	8,675
1944/45	1,116	0,447	2,251	21,276	0,855	1,429	0,348	0,230	0,160	0,139	0,676	0,099	29,025
1945/46	0,204	0,800	2,073	0,271	0,165	0,397	14,581	29,465	1,130	0,334	0,167	0,103	49,692
1946/47	0,101	0,406	17,937	2,150	21,647	8,140	0,821	4,054	0,269	0,121	0,319	0,414	56,379
1947/48	0,157	0,244	1,509	13,723	0,743	0,556	1,087	0,733	0,137	0,093	0,110	0,084	19,175
1948/49	0,113	0,070	0,214	0,162	0,134	0,554	0,299	0,326	0,173	0,100	0,332	13,296	15,772
1949/50	0,752	1,701	2,337	1,780	6,242	3,222	4,320	3,009	0,285	0,134	0,234	0,066	24,082
1950/51	0,138	0,208	3,965	6,309	8,647	5,563	4,056	4,351	2,764	0,314	0,144	0,082	36,540
1951/52	0,056	0,374	0,551	5,659	2,624	3,421	15,439	1,675	0,617	1,371	0,168	0,151	32,106
1952/53	1,346	0,772	4,366	5,466	4,867	0,410	2,952	0,259	4,596	0,251	0,129	0,130	25,544
1953/54	13,275	0,636	3,689	9,013	10,420	18,523	1,813	2,779	0,470	0,167	0,086	0,075	60,948
1954/55	0,069	1,287	0,963	11,239	8,554	0,914	0,599	0,148	0,864	0,883	0,119	0,078	25,717
1955/56	4,026	0,638	10,406	22,421	3,715	22,667	8,368	9,159	0,617	0,199	0,160	0,814	83,189
1956/57	0,225	1,045	0,539	0,324	0,614	0,536	1,576	3,279	7,293	0,317	0,146	0,094	15,989
1957/58	0,103	0,215	0,176	4,467	1,315	4,601	4,198	1,408	0,754	0,164	0,095	0,097	17,596
1958/59	0,093	0,619	19,120	1,569	2,137	15,711	4,607	13,311	1,048	0,924	0,216	12,993	72,347
1959/60	18,570	30,214	27,710	20,088	9,738	22,873	1,694	2,655	0,200	0,379	0,090	0,545	134,756
1960/61	10,731	3,628	31,734	16,180	1,763	0,366	11,647	3,058	0,240	0,151	0,140	8,593	88,230
1961/62	2,208	22,640	4,170	10,433	30,860	13,117	12,772	5,688	0,411	0,160	0,117	1,193	103,770
1962/63	0,750	4,325	3,281	10,370	10,373	7,964	10,111	0,612	3,125	0,251	2,044	0,548	53,754
1963/64	0,203	1,107	3,001	0,285	9,261	6,263	10,498	0,698	0,289	0,128	0,086	0,764	32,582
1964/65	1,945	2,866	5,590	15,477	10,319	17,619	3,600	0,672	0,173	0,084	0,063	1,482	59,891
1965/66	5,578	6,460	10,485	13,777	31,744	6,583	15,559	5,353	0,885	0,254	0,119	0,104	96,901
1966/67	3,820	13,073	4,394	10,810	5,261	1,999	5,869	1,319	0,186	0,126	0,117	0,095	47,069
1967/68	2,291	37,721	11,531	3,743	12,275	14,265	15,664	8,554	1,159	0,965	1,316	0,274	109,757
1968/69	0,113	6,075	5,741	1,925	3,498	18,861	35,377	10,073	7,137	0,630	0,190	7,652	97,272
1969/70	0,678	0,678	9,659	24,538	28,462	1,595	0,838	0,542	0,417	0,119	0,169	0,068	67,764
1970/71	0,512	1,403	1,696	8,991	3,301	5,601	23,908	23,314	5,141	1,620	0,222	1,689	77,396
1971/72	0,376	3,992	4,084	25,325	21,080	5,378	5,062	8,643	3,769	0,369	0,486	7,198	85,759
1972/73	2,235	13,417	17,941	14,491	13,930	2,803	6,679	7,597	6,242	1,137	0,271	0,277	87,019
1973/74	0,148	0,892	1,359	2,493	6,961	12,940	4,168	1,365	0,433	0,405	0,161	0,850	32,175
1974/75	4,860	7,165	1,389	4,441	6,738	15,924	22,252	22,746	1,042	0,281	0,291	1,341	88,470
1975/76	0,152	16,888	9,785	1,270	12,547	3,322	5,378	3,669	0,528	0,945	0,729	0,520	55,731
1976/77	1,100	1,411	2,368	12,899	5,936	3,422	1,473	4,872	7,753	1,221	0,322	0,117	42,895
1977/78	1,970	0,490	2,891	20,589	5,292	7,683	13,942	2,555	1,634	0,200	0,105	0,084	57,437
1978/79	0,060	0,175	1,870	20,279	21,016	7,523	7,610	7,997	0,534	0,566	0,117	0,144	67,890
1979/80	2,143	6,881	5,004	3,820	4,782	20,001	2,368	9,333	4,071	0,317	0,153	0,116	58,990
1980/81	8,262	7,054	19,411	6,813	7,636	4,258	9,919	4,281	0,619	0,151	0,089	0,096	68,589
1981/82	0,276	0,065	10,475	9,092	10,421	5,295	1,120	0,759	0,140	0,126	0,104	0,335	38,208
1982/83	5,234	9,273	28,636	0,726	13,737	11,506	24,188	1,471	1,131	1,639	3,455	0,249	101,243
1983/84	0,092	2,690	3,338	10,308	8,921	8,842	4,118	17,185	1,993	0,218	0,099	0,121	57,924
1984/85	2,347	39,625	6,055	11,119	8,414	14,783	5,429	21,284	0,869	0,316	0,134	0,089	110,463
1985/86	0,287	0,626	1,142	10,470	8,332	4,115	17,530	2,674	0,286	0,120	0,090	0,453	46,124
1986/87	0,835	1,489	3,481	10,571	11,485	7,013	7,818	1,323	0,863	0,304	0,097	0,079	45,360
1987/88	15,075	5,423	9,175	33,933	11,247	10,096	39,045	13,669	16,642	3,212	0,321	0,144	157,984
1988/89	0,388	0,078	0,737	0,206	2,654	0,323	16,755	1,635	0,173	0,098	2,668	0,284	25,998
1989/90	0,085	3,981	0,530	1,673	0,701	0,079	7,331	2,765	3,037	0,173	0,302	1,525	22,182
1990/91	3,648	2,445	5,639	1,126	2,871	3,512	17,036	1,535	0,559	0,185	0,081	7,452	46,088
1991/92	7,657	18,158	0,868	0,185	0,172	12,410	3,274	0,438	4,127	0,231	0,736	3,465	51,719
1992/93	21,190	1,418	16,514	0,478	0,424	0,472	9,650	8,460	1,760	0,196	0,171	1,507	62,241
1993/94	7,071	1,520	15,257	5,531	6,467	0,374	8,414	7,360	0,344	0,154	0,104	0,641	53,236
1994/95	3,929	4,255	6,710	13,401	11,422	7,162	1,564	0,504	0,100	0,078	0,076	0,098	49,300
1995/96	0,055	1,103	22,862	12,659	29,831	9,494	7,666	2,666	0,318	1,193	0,155	0,288	88,290
1996/97	0,129	4,979	16,208	39,813	1,284	0,328	0,905	3,375	5,662	3,754	5,100	0,513	82,049
1997/98	0,196	7,045	18,441	1,544	6,469	4,576	7,686	2,718	2,646	0,161	0,092	3,400	54,974
1998/99	1,459	3,088	3,039	4,390	4,979	7,897	10,115	10,350	0,528	4,158	0,291	10,477	60,769
1999/00	3,933	7,022	4,509	0,279	0,906	1,807	13,180	6,640	4,597	0,730	0,176	0,093	43,871
2000/01	14,003	16,488	15,054	24,741	1,880	21,859	4,490	0,721	0,161	0,555	0,277	0,340	100,567
2001/02	2,940	1,121	0,173	0,595	5,900	1,838	3,098	1,819	1,122	0,265	0,550	0,145	19,567
2002/03	0,370	5,158	28,878	35,322	34,537	9,665	3,903	1,156	0,461	0,107	0,178	6,385	126,121
2003/04	7,446	7,167	10,642	18,306	21,137	19,601	26,603	2,364	0,295	0,303	0,447	0,215	114,525
2004/05	1,873	1,535	6,429	1,613	5,189	1,976	7,554	3,704	0,934	0,129	0,076	0,226	31,237
2005/06	6,988	10,552	7,829	7,239	5,152	15,897	19,994	4,147	1,928	0,515	0,107	9,301	89,649

958. Río Zidacos

1940/2005
(hm³)

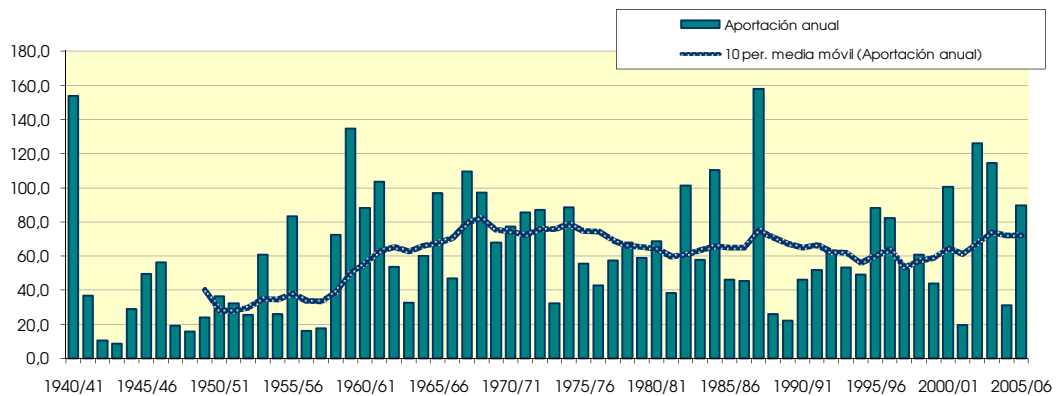
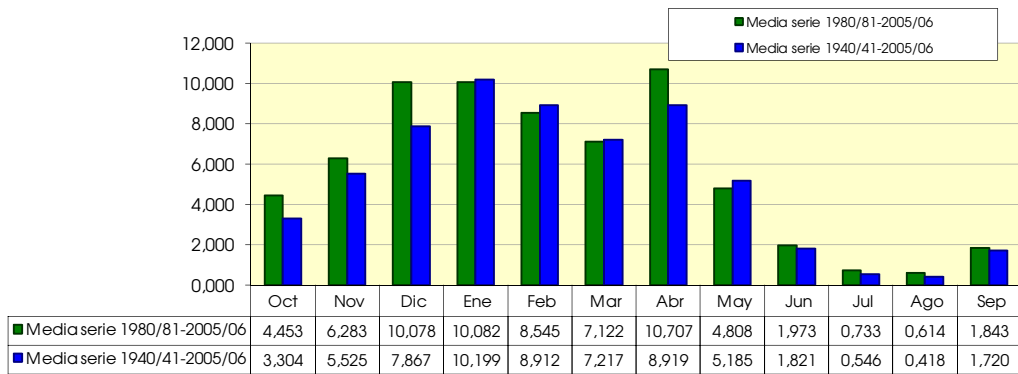
Serie completa

	Oct	Nov	Dic	Ene	Feb	Mar	Abr	May	Jun	Jul	Ago	Sep	Total
Máximo	21,190	39,625	31,734	53,566	34,537	22,873	39,045	29,465	16,642	4,158	5,100	13,296	157,984
Mínimo	0,055	0,065	0,173	0,162	0,134	0,079	0,299	0,148	0,100	0,078	0,063	0,066	8,675
Media	3,304	5,525	7,867	10,199	8,912	7,217	8,919	5,185	1,821	0,546	0,418	1,720	61,633
Percentil 1%	0,056	0,068	0,175	0,177	0,154	0,196	0,331	0,201	0,102	0,082	0,071	0,067	9,888
Percentil 5%	0,073	0,183	0,401	0,229	0,472	0,337	0,655	0,320	0,145	0,099	0,082	0,079	16,391
Percentil 10%	0,097	0,309	0,644	0,305	0,799	0,403	0,996	0,523	0,173	0,120	0,090	0,084	20,874
Percentil 25%	0,167	0,648	1,875	1,700	2,304	1,815	2,989	1,197	0,291	0,146	0,108	0,103	33,571
Percentil 50%	0,967	1,795	4,380	7,026	6,355	5,336	6,489	2,772	0,687	0,253	0,163	0,312	56,055
Desviación típica	5,034	8,317	8,135	10,760	8,890	6,609	8,408	6,188	2,705	0,797	0,821	3,215	34,716
Coef. variación	1,524	1,505	1,034	1,055	0,997	0,916	0,943	1,194	1,486	1,458	1,965	1,869	0,563

1980/2005
(hm³)

Serie para asignación y reserva

	Oct	Nov	Dic	Ene	Feb	Mar	Abr	May	Jun	Jul	Ago	Sep	Total
Máximo	21,190	39,625	28,878	39,813	34,537	21,859	39,045	21,284	16,642	4,158	5,100	10,477	157,984
Mínimo	0,055	0,065	0,173	0,185	0,172	0,079	0,905	0,438	0,100	0,078	0,076	0,079	19,567
Media	4,453	6,283	10,078	10,082	8,545	7,122	10,707	4,808	1,973	0,733	0,614	1,843	67,241
Percentil 1%	0,063	0,069	0,263	0,190	0,235	0,140	0,959	0,454	0,110	0,083	0,076	0,082	20,221
Percentil 5%	0,087	0,215	0,582	0,224	0,493	0,324	1,231	0,558	0,145	0,100	0,077	0,090	23,136
Percentil 10%	0,111	0,865	0,802	0,379	0,803	0,351	2,331	0,740	0,167	0,114	0,085	0,095	28,618
Percentil 25%	0,307	1,497	3,374	1,231	2,708	1,873	4,211	1,487	0,325	0,151	0,097	0,144	45,542
Percentil 50%	2,643	4,118	7,269	7,026	6,468	6,154	7,752	2,696	0,866	0,225	0,163	0,312	56,449
Desviación típica	5,406	8,227	8,547	11,526	8,518	6,115	9,054	5,373	3,344	1,160	1,214	3,059	34,850
Coef. variación	1,214	1,309	0,848	1,143	0,997	0,859	0,846	1,118	1,695	1,581	1,977	1,660	0,518



961. Río Linares aguas arriba de río Odrón

(hm ²)	Oct	Nov	Dic	Ene	Feb	Mar	Abr	May	Jun	Jul	Ago	Sep	Total
1940/41	4,307	1,370	2,555	4,859	4,678	1,730	1,690	2,428	1,371	0,547	0,454	0,535	26,525
1941/42	0,291	1,077	0,795	2,717	0,852	0,499	3,435	0,469	0,390	0,172	0,307	0,388	11,392
1942/43	0,480	0,401	0,621	0,996	1,307	0,394	0,827	0,472	0,165	0,183	0,086	0,571	6,502
1943/44	0,317	1,390	1,084	0,251	0,981	0,557	0,546	0,408	0,416	0,125	0,099	0,190	6,364
1944/45	1,347	0,916	1,878	3,233	0,596	0,786	0,419	0,345	0,176	0,143	0,328	0,112	10,281
1945/46	0,335	0,608	1,483	0,591	0,259	0,624	2,693	2,317	0,518	0,204	0,145	0,123	9,899
1946/47	0,261	0,344	2,381	1,026	2,273	1,176	0,451	0,966	0,255	0,138	0,154	0,436	9,862
1947/48	0,344	0,434	1,382	2,904	0,656	0,726	0,905	0,794	0,187	0,136	0,146	0,183	8,795
1948/49	0,396	0,309	0,279	0,474	0,296	1,687	1,042	0,360	0,334	0,112	0,123	1,464	6,876
1949/50	0,563	1,193	0,956	0,692	0,858	0,811	1,739	0,708	0,229	0,117	0,113	0,091	8,070
1950/51	0,696	0,491	3,214	1,999	2,016	1,665	1,160	1,252	1,249	0,316	0,300	0,200	14,558
1951/52	0,551	0,850	1,105	2,627	1,474	1,513	2,076	0,591	0,275	0,489	0,237	0,183	11,971
1952/53	1,668	1,571	2,609	2,620	1,766	0,506	0,910	0,371	0,802	0,209	0,132	0,410	13,573
1953/54	2,181	0,481	1,193	2,216	2,397	1,860	0,681	1,171	0,455	0,289	0,222	0,242	13,387
1954/55	0,241	0,778	0,675	2,072	1,932	0,586	0,281	0,258	0,351	0,448	0,117	0,138	7,876
1955/56	1,440	0,439	1,947	2,693	1,013	2,228	2,184	1,962	0,453	0,237	0,323	0,588	15,508
1956/57	0,581	2,198	0,673	1,046	0,789	0,437	1,111	1,144	0,895	0,219	0,119	0,175	9,389
1957/58	0,313	1,055	0,658	2,849	0,936	1,373	2,326	0,670	0,800	0,216	0,267	0,318	11,782
1958/59	0,284	0,970	4,723	1,401	0,353	1,443	1,054	1,360	0,378	0,277	0,146	2,071	14,461
1959/60	3,551	2,954	6,701	3,024	2,603	3,107	0,879	0,806	0,412	0,353	0,238	0,553	25,182
1960/61	2,757	1,623	6,868	2,914	0,747	0,369	1,484	1,269	0,379	0,236	0,198	1,593	20,436
1961/62	2,044	6,145	1,857	3,305	6,753	2,355	2,030	1,809	0,551	0,425	0,304	0,436	28,014
1962/63	0,618	1,184	2,036	2,919	1,854	2,632	1,123	0,524	0,887	0,271	0,349	0,283	14,679
1963/64	0,261	0,987	1,206	0,959	1,899	2,395	1,503	0,413	0,196	0,235	0,142	0,189	10,385
1964/65	2,033	1,101	2,379	3,337	1,935	2,206	2,506	0,518	0,251	0,178	0,151	0,696	17,288
1965/66	1,560	1,979	2,361	1,217	3,383	1,072	1,641	1,156	0,926	0,420	0,217	0,252	16,183
1966/67	1,635	3,346	1,734	1,100	0,466	0,521	0,659	0,520	0,220	0,137	0,095	0,209	10,643
1967/68	0,661	3,850	2,334	2,085	1,478	1,514	1,829	1,329	0,398	0,247	0,341	0,194	16,261
1968/69	0,158	0,535	0,947	0,404	0,514	1,612	3,067	1,063	0,667	0,205	0,141	0,855	10,168
1969/70	0,237	0,406	2,743	3,170	2,646	0,625	0,410	0,533	0,551	0,181	0,161	0,129	11,791
1970/71	0,171	0,414	0,612	1,095	0,295	1,322	1,438	2,363	0,987	0,476	0,255	0,258	9,684
1971/72	0,220	1,539	1,041	2,342	2,877	1,346	0,829	0,940	0,434	0,234	0,297	1,089	13,188
1972/73	0,711	0,880	1,057	1,139	1,672	0,413	0,559	0,759	0,733	0,287	0,198	0,183	8,589
1973/74	0,141	0,170	0,607	0,256	1,294	2,721	0,901	0,409	0,291	0,190	0,175	0,184	7,339
1974/75	1,975	1,181	0,390	0,692	0,876	1,873	3,224	2,656	0,522	0,328	0,296	0,459	14,474
1975/76	0,268	3,228	1,384	0,526	1,491	1,026	1,525	0,487	0,244	0,224	0,380	0,268	11,051
1976/77	0,631	0,465	1,445	0,832	0,488	0,526	0,525	1,792	1,634	0,433	0,284	0,167	9,223
1977/78	0,586	0,439	0,875	4,329	1,215	1,513	3,691	1,050	0,770	0,305	0,230	0,236	15,239
1978/79	0,296	0,499	0,746	4,900	2,082	2,426	3,646	1,273	0,614	0,343	0,217	0,458	17,499
1979/80	1,116	1,636	1,441	1,188	1,270	3,811	1,040	2,027	1,928	0,416	0,273	0,234	16,380
1980/81	1,778	1,252	3,166	2,152	1,387	1,075	3,238	0,893	0,327	0,276	0,175	0,197	15,916
1981/82	0,512	0,162	2,697	1,551	1,106	1,160	0,247	0,539	0,150	0,120	0,104	0,239	8,588
1982/83	0,905	1,616	3,961	0,351	2,495	2,335	1,114	0,490	0,240	0,229	1,438	0,265	15,438
1983/84	0,163	0,829	1,423	1,952	2,104	1,892	0,699	1,634	0,484	0,198	0,160	0,239	11,777
1984/85	1,168	3,463	0,893	0,832	1,606	1,864	1,173	1,134	0,371	0,319	0,176	0,138	13,136
1985/86	0,212	0,811	0,360	1,832	1,198	0,622	0,713	0,445	0,146	0,107	0,093	0,188	6,728
1986/87	0,278	0,214	0,586	1,465	1,095	0,970	0,836	0,297	0,289	0,168	0,090	0,079	6,367
1987/88	1,373	2,170	1,580	2,985	1,904	1,279	6,144	1,536	2,613	0,862	0,356	0,277	23,079
1988/89	0,438	0,290	0,291	0,174	0,360	0,148	2,492	0,489	0,140	0,393	0,155	0,233	5,601
1989/90	0,134	1,245	0,745	0,565	0,147	0,093	1,409	0,904	0,397	0,148	0,097	0,188	6,071
1990/91	0,316	0,834	1,129	0,639	0,765	1,440	5,984	1,596	0,425	0,247	0,195	0,906	14,476
1991/92	1,461	3,860	0,447	0,189	0,168	2,136	1,144	1,347	1,627	0,306	0,256	0,440	13,381
1992/93	4,296	0,884	2,610	0,359	1,006	0,686	1,665	1,999	0,819	0,271	0,325	0,556	15,476
1993/94	1,145	0,461	2,655	1,346	0,744	0,287	1,072	0,795	0,284	0,126	0,099	0,175	9,188
1994/95	1,149	0,472	1,404	2,208	1,541	1,183	0,453	0,317	0,162	0,146	0,106	0,112	9,251
1995/96	0,083	0,772	2,679	3,202	3,887	1,155	0,971	0,414	0,357	0,249	0,169	0,390	14,326
1996/97	0,460	2,095	3,497	6,264	0,571	0,292	0,814	1,301	0,711	1,132	0,715	0,200	18,053
1997/98	0,217	2,631	2,224	0,789	1,022	1,069	1,108	0,669	0,406	0,228	0,144	0,425	10,931
1998/99	0,539	0,737	0,405	0,681	1,220	0,917	0,820	0,654	0,197	0,278	0,114	0,488	7,050
1999/00	0,265	1,030	1,520	0,485	0,281	0,486	1,374	0,731	0,200	0,164	0,100	0,076	6,714
2000/01	1,274	2,575	1,630	4,326	0,577	2,406	0,986	0,392	0,220	0,277	0,161	0,229	15,053
2001/02	0,486	0,775	0,135	0,532	0,747	0,356	0,362	0,497	0,303	0,118	0,108	0,134	4,555
2002/03	0,499	1,140	3,910	4,262	5,719	1,717	1,973	1,005	0,373	0,244	0,235	0,684	21,761
2003/04	1,828	1,235	1,693	2,332	2,693	2,159	1,984	1,058	0,349	0,287	0,221	1,013	16,852
2004/05	0,475	0,769	1,275	1,539	1,671	0,624	1,135	0,365	0,201	0,123	0,121	0,084	8,382
2005/06	1,648	2,149	1,700	1,048	1,153	2,597	1,095	0,348	0,779	0,289	0,175	0,257	13,238

961. Río Linares aguas arriba de río Odrón

1940/2005
(hm³)

Serie completa

	Oct	Nov	Dic	Ene	Feb	Mar	Abr	May	Jun	Jul	Ago	Sep	Total
Máximo	4,307	6,145	6,868	6,264	6,753	3,811	6,144	2,656	2,613	1,132	1,438	2,071	28,014
Mínimo	0,083	0,162	0,135	0,174	0,147	0,093	0,247	0,258	0,140	0,107	0,086	0,076	4,555
Media	0,929	1,302	1,751	1,864	1,522	1,317	1,531	0,963	0,543	0,273	0,225	0,387	12,608

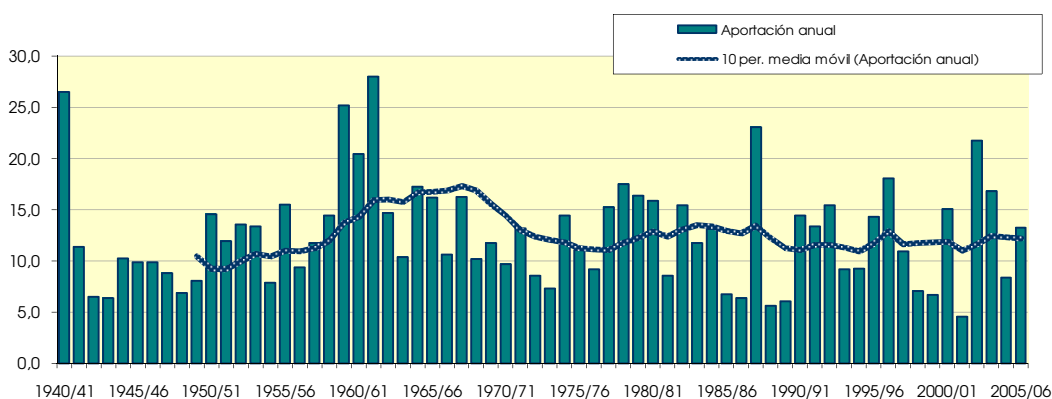
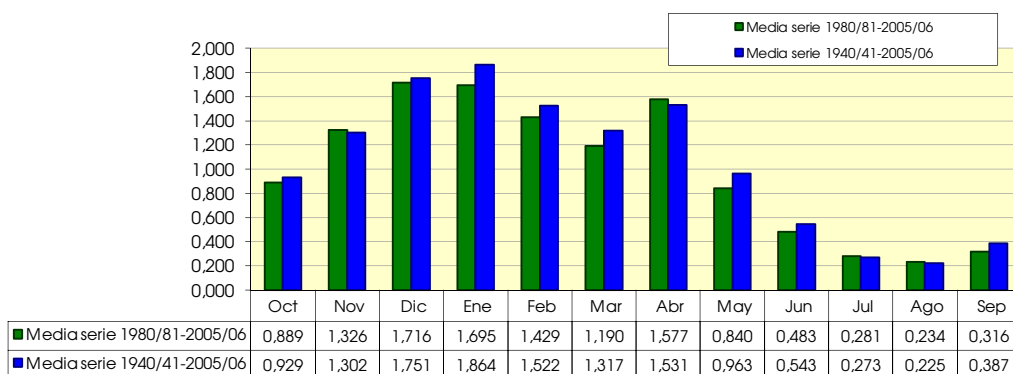
Percentil 1%	0,116	0,168	0,229	0,184	0,161	0,129	0,269	0,284	0,144	0,110	0,088	0,078	5,235
Percentil 5%	0,159	0,294	0,368	0,280	0,285	0,308	0,412	0,346	0,163	0,119	0,095	0,096	6,365
Percentil 10%	0,215	0,403	0,516	0,439	0,357	0,403	0,489	0,368	0,192	0,125	0,100	0,126	6,721
Percentil 25%	0,285	0,493	0,815	0,717	0,747	0,623	0,828	0,488	0,252	0,173	0,125	0,184	8,893
Percentil 50%	0,545	0,979	1,432	1,502	1,217	1,179	1,118	0,794	0,393	0,236	0,175	0,241	11,786
Desviación típica	0,936	1,101	1,338	1,356	1,237	0,813	1,175	0,602	0,459	0,167	0,186	0,371	5,097
Coef. variación	1,008	0,846	0,764	0,727	0,813	0,617	0,767	0,625	0,845	0,611	0,825	0,958	0,404

1980/2005
(hm³)

Serie para asignación y reserva

	Oct	Nov	Dic	Ene	Feb	Mar	Abr	May	Jun	Jul	Ago	Sep	Total
Máximo	4,296	3,860	3,961	6,264	5,719	2,597	6,144	1,999	2,613	1,132	1,438	1,013	23,079
Mínimo	0,083	0,162	0,135	0,174	0,147	0,093	0,247	0,297	0,140	0,107	0,090	0,076	4,555
Media	0,889	1,326	1,716	1,695	1,429	1,190	1,577	0,840	0,483	0,281	0,234	0,316	11,977

Percentil 1%	0,096	0,175	0,174	0,178	0,152	0,107	0,276	0,302	0,141	0,110	0,090	0,077	4,816
Percentil 5%	0,141	0,233	0,308	0,230	0,196	0,182	0,385	0,325	0,147	0,119	0,094	0,080	5,718
Percentil 10%	0,187	0,375	0,383	0,355	0,321	0,290	0,576	0,357	0,156	0,121	0,098	0,098	6,219
Percentil 25%	0,288	0,770	0,782	0,583	0,744	0,623	0,824	0,456	0,206	0,152	0,107	0,178	7,383
Percentil 50%	0,506	0,957	1,550	1,406	1,130	1,115	1,111	0,700	0,338	0,246	0,160	0,236	12,457
Desviación típica	0,887	0,976	1,137	1,495	1,220	0,750	1,472	0,481	0,534	0,227	0,277	0,243	5,012
Coef. variación	0,998	0,736	0,663	0,882	0,854	0,630	0,934	0,572	1,104	0,808	1,183	0,769	0,418



962. Río Odrón

(hm ²)	Oct	Nov	Dic	Ene	Feb	Mar	Abr	May	Jun	Jul	Ago	Sep	Total
1940/41	5.055	1.309	2.610	5.458	5.838	1.790	2.067	4.115	1.526	0.309	0.187	0.293	30.556
1941/42	0.149	0.838	0.669	2.870	1.234	0.547	4.458	0.571	0.203	0.081	0.243	0.442	12.305
1942/43	0.336	0.224	0.471	0.919	1.160	0.437	0.834	0.470	0.154	0.136	0.064	0.717	5.921
1943/44	0.340	1.217	1.024	0.248	0.918	0.515	0.456	0.377	0.388	0.117	0.068	0.182	5.849
1944/45	1.079	0.760	2.037	3.504	0.577	0.641	0.278	0.223	0.140	0.099	0.206	0.074	9.618
1945/46	0.184	0.453	1.388	0.494	0.220	0.523	2.597	4.692	0.621	0.102	0.035	0.025	11.334
1946/47	0.111	0.249	3.020	1.063	3.563	1.549	0.410	1.280	0.216	0.042	0.080	0.361	11.946
1947/48	0.262	0.283	1.367	4.397	0.702	0.554	0.781	0.778	0.165	0.038	0.062	0.119	9.508
1948/49	0.207	0.176	0.174	0.341	0.216	1.274	0.892	0.327	0.316	0.075	0.067	2.062	6.126
1949/50	0.558	1.349	1.265	0.937	1.310	1.075	2.051	0.979	0.199	0.034	0.033	0.026	9.816
1950/51	0.383	0.351	4.360	2.585	3.420	2.351	1.473	2.080	2.139	0.211	0.120	0.056	19.531
1951/52	0.302	0.594	0.910	2.366	1.811	1.846	2.643	0.737	0.235	0.569	0.248	0.105	12.365
1952/53	1.482	1.438	2.895	2.820	2.346	0.440	1.106	0.349	1.192	0.163	0.031	0.282	14.544
1953/54	2.247	0.458	0.970	1.859	2.996	2.725	0.686	1.392	0.509	0.145	0.096	0.141	14.223
1954/55	0.109	0.484	0.564	1.913	2.154	0.580	0.193	0.142	0.320	0.380	0.065	0.050	6.954
1955/56	1.079	0.374	1.749	2.716	0.893	2.821	2.474	4.304	0.428	0.063	0.122	0.408	17.430
1956/57	0.397	2.030	0.611	0.652	0.867	0.427	1.122	1.591	1.486	0.240	0.032	0.077	9.533
1957/58	0.170	0.667	0.545	2.185	1.006	1.339	2.219	0.829	0.960	0.166	0.153	0.204	10.443
1958/59	0.167	0.711	5.048	1.521	0.392	2.574	1.370	2.619	0.413	0.178	0.056	2.633	17.682
1959/60	4.131	5.115	11.429	4.125	4.762	4.379	0.867	0.970	0.109	0.059	0.039	0.269	36.254
1960/61	2.706	1.638	9.582	3.269	0.564	0.122	1.337	1.636	0.253	0.061	0.041	1.542	22.751
1961/62	2.241	9.513	2.833	6.190	9.498	4.484	2.341	2.816	0.264	0.071	0.045	0.165	40.460
1962/63	0.301	0.835	1.611	2.154	1.781	2.615	1.546	0.437	0.854	0.218	0.256	0.235	12.844
1963/64	0.180	0.720	1.160	0.618	2.030	2.996	2.079	0.362	0.083	0.068	0.045	0.086	10.427
1964/65	1.355	0.957	2.070	3.259	1.811	2.492	2.550	0.489	0.070	0.019	0.024	0.460	15.555
1965/66	1.009	1.722	2.326	1.660	5.847	1.589	2.261	1.686	0.745	0.226	0.053	0.060	19.185
1966/67	1.250	3.886	1.730	1.115	0.515	0.449	0.639	0.468	0.184	0.066	0.027	0.097	10.425
1967/68	0.513	8.247	3.167	2.504	2.483	3.181	3.942	3.120	0.309	0.050	0.237	0.074	27.828
1968/69	0.039	0.468	1.335	0.848	0.908	3.505	8.171	2.569	1.708	0.132	0.033	0.675	20.390
1969/70	0.204	0.288	3.751	6.573	6.579	0.778	0.346	0.482	0.616	0.100	0.054	0.036	19.807
1970/71	0.093	0.227	0.405	0.859	0.317	0.942	1.896	4.332	1.274	0.286	0.066	0.088	10.785
1971/72	0.086	0.856	0.816	2.601	4.181	1.577	0.733	0.816	0.334	0.076	0.160	0.819	13.055
1972/73	0.463	0.738	0.934	1.126	1.628	0.370	0.437	0.684	0.657	0.164	0.065	0.056	7.321
1973/74	0.046	0.075	0.357	0.235	0.844	2.405	0.687	0.255	0.131	0.059	0.051	0.066	5.211
1974/75	1.192	1.055	0.361	0.705	1.052	2.129	4.248	3.581	0.354	0.046	0.056	0.331	15.111
1975/76	0.124	3.927	1.736	0.436	1.745	1.397	2.075	0.505	0.086	0.082	0.277	0.153	12.543
1976/77	0.439	0.444	1.827	1.268	0.616	0.640	0.611	3.090	3.853	0.423	0.152	0.057	13.419
1977/78	0.419	0.342	0.633	6.778	1.718	1.688	6.219	1.524	0.577	0.100	0.025	0.038	20.059
1978/79	0.115	0.248	0.615	4.738	2.695	2.728	5.048	1.529	0.772	0.225	0.056	0.220	18.989
1979/80	0.738	1.261	1.378	0.897	1.743	4.769	1.082	1.983	2.489	0.255	0.050	0.047	16.692
1980/81	1.720	1.517	3.672	1.837	1.469	1.199	5.850	1.146	0.189	0.070	0.039	0.063	18.771
1981/82	0.361	0.120	2.911	1.426	1.144	1.333	0.294	0.361	0.099	0.067	0.054	0.137	8.305
1982/83	0.692	1.861	5.441	0.511	4.771	3.599	1.937	0.486	0.122	0.121	1.295	0.244	21.079
1983/84	0.078	0.563	1.192	1.920	2.921	3.520	0.986	2.591	0.494	0.060	0.033	0.095	14.452
1984/85	0.750	6.230	0.883	0.969	1.191	4.333	1.165	3.157	0.266	0.110	0.051	0.024	19.127
1985/86	0.096	0.448	0.291	1.876	1.263	0.618	0.739	0.431	0.072	0.020	0.025	0.125	6.003
1986/87	0.184	0.158	0.402	1.225	1.055	0.878	0.702	0.253	0.194	0.097	0.043	0.028	5.221
1987/88	1.534	1.865	2.359	5.064	3.223	2.024	11.787	4.343	7.610	0.820	0.133	0.045	40.805
1988/89	0.121	0.074	0.136	0.097	0.299	0.134	2.638	0.469	0.067	0.198	0.116	0.112	4.460
1989/90	0.058	1.219	0.584	0.577	0.192	0.075	1.311	1.045	0.352	0.109	0.046	0.103	5.673
1990/91	0.235	0.703	0.846	0.529	0.630	1.041	8.178	1.563	0.282	0.034	0.021	0.557	14.619
1991/92	1.958	5.711	0.541	0.077	0.057	2.663	1.410	1.979	2.569	0.247	0.130	0.317	17.659
1992/93	4.483	1.010	3.358	0.398	0.983	0.499	1.698	2.885	0.720	0.118	0.115	0.301	16.567
1993/94	0.917	0.360	3.160	1.295	0.733	0.211	0.897	0.797	0.215	0.054	0.028	0.084	8.749
1994/95	0.998	0.441	1.171	2.556	1.753	1.098	0.331	0.173	0.056	0.035	0.025	0.043	8.680
1995/96	0.029	0.523	4.989	6.713	6.965	1.671	1.922	0.240	0.130	0.100	0.054	0.221	23.556
1996/97	0.286	1.445	4.684	10.902	0.607	0.076	0.845	2.313	0.944	1.412	0.670	0.141	24.326
1997/98	0.086	3.104	3.175	0.847	1.261	1.198	1.043	0.678	0.520	0.118	0.045	0.342	12.416
1998/99	0.385	0.512	0.380	0.457	0.914	0.992	0.692	0.744	0.153	0.194	0.069	0.400	5.894
1999/00	0.206	0.730	1.190	0.344	0.219	0.329	1.286	0.896	0.177	0.070	0.067	0.039	5.552
2000/01	0.994	3.422	1.898	6.298	0.562	3.929	0.864	0.225	0.049	0.091	0.048	0.105	18.483
2001/02	0.245	0.463	0.135	0.265	0.507	0.299	0.231	0.361	0.243	0.076	0.083	0.066	2.972
2002/03	0.284	0.866	5.012	8.431	12.210	2.914	2.420	0.871	0.199	0.050	0.074	0.616	33.946
2003/04	1.916	1.688	1.909	3.753	5.769	4.559	3.595	1.099	0.103	0.076	0.041	0.567	25.076
2004/05	0.293	0.495	0.985	1.182	1.552	0.523	0.953	0.378	0.107	0.033	0.035	0.026	6.562
2005/06	1.500	2.118	2.098	1.153	1.697	3.780	1.820	0.196	1.014	0.176	0.035	0.141	15.729

962. Río Odrón

1940/2005
(hm³)

Serie completa

	Oct	Nov	Dic	Ene	Feb	Mar	Abr	May	Jun	Jul	Ago	Sep	Total
Máximo	5,055	9,513	11,429	10,902	12,210	4,769	11,787	4,692	7,610	1,412	1,295	2,633	40,805
Mínimo	0,029	0,074	0,135	0,077	0,057	0,075	0,193	0,142	0,049	0,019	0,021	0,024	2,972
Media	0,798	1,427	2,047	2,296	2,104	1,708	2,012	1,377	0,671	0,159	0,108	0,284	14,992

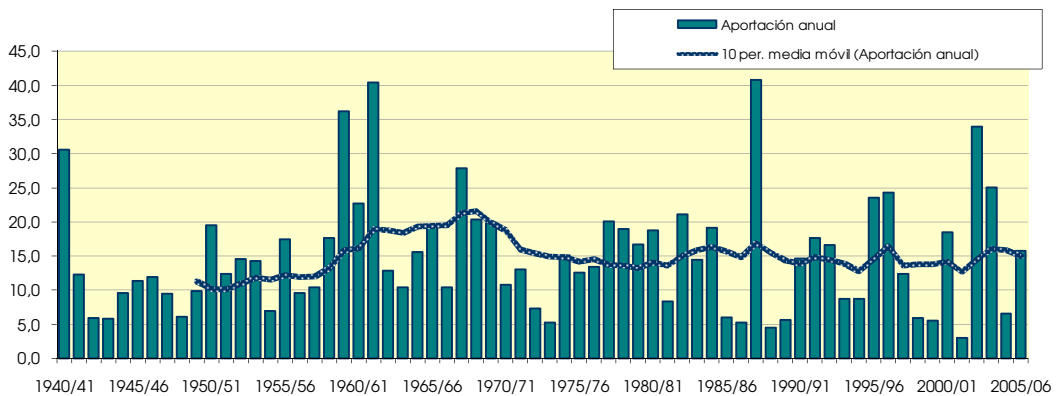
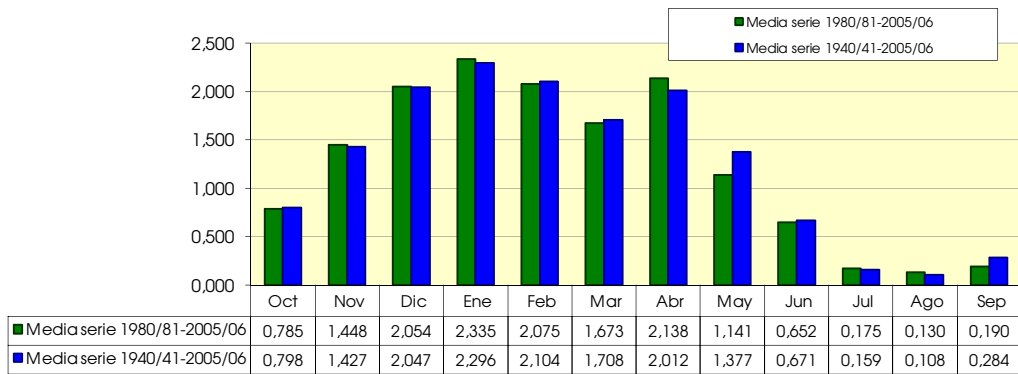
Percentil 1%	0,036	0,075	0,136	0,090	0,145	0,076	0,218	0,162	0,054	0,020	0,023	0,025	3,940
Percentil 5%	0,063	0,162	0,307	0,252	0,219	0,153	0,303	0,223	0,071	0,034	0,025	0,027	5,303
Percentil 10%	0,089	0,237	0,391	0,371	0,355	0,350	0,424	0,254	0,093	0,040	0,029	0,039	5,872
Percentil 25%	0,173	0,445	0,642	0,741	0,710	0,548	0,749	0,445	0,157	0,064	0,040	0,064	8,939
Percentil 50%	0,351	0,734	1,372	1,473	1,262	1,336	1,324	0,850	0,296	0,100	0,056	0,131	13,237
Desviación típica	1,045	1,864	2,049	2,240	2,283	1,326	2,114	1,241	1,114	0,205	0,177	0,447	8,504
Coef. variación	1,309	1,306	1,001	0,976	1,085	0,776	1,051	0,901	1,660	1,289	1,633	1,571	0,567

1980/2005
(hm³)

Serie para asignación y reserva

	Oct	Nov	Dic	Ene	Feb	Mar	Abr	May	Jun	Jul	Ago	Sep	Total
Máximo	4,483	6,230	5,441	10,902	12,210	4,559	11,787	4,343	7,610	1,412	1,295	0,616	40,805
Mínimo	0,029	0,074	0,135	0,077	0,057	0,075	0,231	0,173	0,049	0,020	0,021	0,024	2,972
Media	0,785	1,448	2,054	2,335	2,075	1,673	2,138	1,141	0,652	0,175	0,130	0,190	14,796

Percentil 1%	0,037	0,086	0,135	0,082	0,091	0,075	0,246	0,179	0,051	0,023	0,022	0,024	3,344
Percentil 5%	0,063	0,129	0,175	0,139	0,199	0,091	0,303	0,203	0,059	0,033	0,025	0,026	4,650
Percentil 10%	0,082	0,259	0,335	0,305	0,259	0,172	0,512	0,232	0,070	0,034	0,026	0,034	5,386
Percentil 25%	0,189	0,471	0,650	0,515	0,613	0,505	0,849	0,365	0,111	0,062	0,036	0,064	6,143
Percentil 50%	0,327	0,798	1,545	1,204	1,167	1,148	1,225	0,771	0,197	0,094	0,049	0,118	14,536
Desviación típica	0,975	1,589	1,675	2,834	2,698	1,473	2,640	1,092	1,511	0,295	0,268	0,178	9,528
Coef. variación	1,242	1,097	0,815	1,214	1,300	0,880	1,235	0,957	2,318	1,682	2,066	0,934	0,644



964. Río Linares bajo

(hm ²)	Oct	Nov	Dic	Ene	Feb	Mar	Abr	May	Jun	Jul	Ago	Sep	Total
1940/41	9.581	2.723	5.212	10.851	10.885	3.637	3.947	7.019	3.010	0.930	0.708	0.887	59.390
1941/42	0.494	1.966	1.510	5.633	2.129	1.085	8.003	1.083	0.634	0.291	0.585	0.864	24.278
1942/43	0.848	0.654	1.120	1.943	2.493	0.857	1.686	0.966	0.341	0.340	0.172	1.317	12.739
1943/44	0.680	2.630	2.134	0.523	1.921	1.094	1.023	0.807	0.825	0.262	0.186	0.391	12.476
1944/45	2.444	1.695	3.939	6.764	1.201	1.453	0.721	0.590	0.336	0.263	0.558	0.207	20.171
1945/46	0.539	1.081	2.891	1.104	0.498	1.165	5.422	7.440	1.177	0.340	0.213	0.177	22.048
1946/47	0.399	0.618	5.453	2.118	6.028	2.759	0.894	2.284	0.502	0.208	0.261	0.823	22.348
1947/48	0.630	0.740	2.771	7.412	1.390	1.311	1.715	1.600	0.379	0.198	0.231	0.323	18.699
1948/49	0.623	0.503	0.470	0.831	0.528	2.978	1.953	0.705	0.687	0.206	0.208	3.556	13.249
1949/50	1.143	2.564	2.242	1.649	2.189	1.907	3.813	1.711	0.451	0.173	0.167	0.136	18.147
1950/51	1.097	0.860	7.704	4.614	5.568	4.059	2.673	3.382	3.549	0.567	0.455	0.288	34.816
1951/52	0.883	1.472	2.042	5.025	3.316	3.389	4.750	1.359	0.539	1.090	0.512	0.312	24.691
1952/53	3.181	3.038	5.537	5.475	4.150	0.981	2.049	0.751	2.052	0.401	0.189	0.716	28.521
1953/54	4.620	0.971	2.192	4.104	5.424	4.622	1.399	2.601	0.995	0.462	0.343	0.407	28.139
1954/55	0.372	1.284	1.260	4.007	4.114	1.194	0.500	0.424	0.695	0.856	0.206	0.210	15.121
1955/56	2.541	0.835	3.721	5.440	1.938	5.149	4.693	6.651	0.920	0.336	0.478	1.027	33.728
1956/57	1.007	4.257	1.314	1.725	1.683	0.889	2.257	2.760	2.422	0.487	0.177	0.276	19.252
1957/58	0.505	1.743	1.223	5.056	1.966	2.735	4.569	1.523	1.784	0.405	0.441	0.543	22.492
1958/59	0.470	1.700	9.797	2.950	0.772	4.053	2.451	4.018	0.820	0.481	0.227	4.894	32.633
1959/60	7.754	8.360	19.406	7.339	7.931	7.855	1.823	1.855	0.584	0.468	0.327	0.868	64.570
1960/61	5.547	3.310	16.859	6.268	1.374	0.547	2.872	2.965	0.681	0.342	0.280	3.212	44.258
1961/62	4.359	16.860	4.812	9.882	16.874	7.249	4.508	4.913	0.905	0.576	0.421	0.666	72.026
1962/63	0.978	2.074	3.698	5.122	3.683	5.294	2.714	1.003	1.781	0.528	0.641	0.551	28.066
1963/64	0.471	1.736	2.394	1.605	3.958	5.424	3.616	0.806	0.309	0.330	0.213	0.298	21.159
1964/65	3.411	2.082	4.473	6.623	3.775	4.729	5.087	1.037	0.349	0.222	0.197	1.177	33.163
1965/66	2.593	3.728	4.717	2.910	9.407	2.704	3.957	2.894	1.709	0.682	0.302	0.342	35.946
1966/67	2.915	7.304	3.502	2.250	1.015	1.001	1.327	1.015	0.430	0.226	0.145	0.326	21.455
1967/68	1.196	13.090	5.644	4.817	4.112	4.924	6.040	4.799	0.771	0.342	0.625	0.305	46.665
1968/69	0.231	1.051	2.419	1.373	1.503	5.398	12.455	3.865	2.571	0.375	0.209	1.572	33.019
1969/70	0.475	0.727	6.767	10.320	9.747	1.511	0.821	1.085	1.356	0.316	0.247	0.194	33.566
1970/71	0.290	0.666	1.041	1.990	0.639	2.291	3.426	7.115	2.353	0.808	0.364	0.386	21.369
1971/72	0.341	2.428	1.890	4.989	7.180	3.017	1.602	1.795	0.803	0.343	0.487	1.967	26.841
1972/73	1.208	1.698	2.031	2.300	3.336	0.816	1.027	1.474	1.444	0.485	0.293	0.268	16.381
1973/74	0.212	0.268	0.986	0.513	2.159	5.284	1.624	0.697	0.453	0.279	0.253	0.275	13.002
1974/75	3.194	2.263	0.777	1.421	1.953	4.032	7.813	6.461	0.926	0.420	0.393	0.834	30.487
1975/76	0.425	7.283	3.308	1.002	3.379	2.499	3.761	1.055	0.371	0.337	0.686	0.449	24.555
1976/77	1.096	0.933	3.418	2.238	1.135	1.204	1.188	5.376	6.230	0.925	0.471	0.256	24.469
1977/78	1.040	0.810	1.535	11.926	3.137	3.308	10.521	2.753	1.420	0.448	0.295	0.308	37.502
1978/79	0.443	0.776	1.389	9.803	4.866	5.209	8.823	2.853	1.425	0.604	0.306	0.707	37.205
1979/80	1.940	2.989	2.932	2.121	3.107	8.987	2.209	4.287	4.501	0.709	0.358	0.313	34.451
1980/81	3.527	2.800	6.905	4.020	2.889	2.306	9.412	2.080	0.551	0.377	0.242	0.286	35.396
1981/82	0.896	0.303	5.633	3.000	2.273	2.516	0.563	0.921	0.269	0.206	0.176	0.392	17.149
1982/83	1.613	3.502	9.563	0.900	7.452	6.015	3.117	1.008	0.392	0.379	2.825	0.541	37.306
1983/84	0.270	1.419	2.642	3.900	5.122	5.509	1.726	4.486	1.010	0.287	0.220	0.359	26.950
1984/85	1.943	11.160	1.817	1.841	2.872	6.508	2.398	4.570	0.674	0.463	0.260	0.192	34.697
1985/86	0.336	1.286	0.677	3.734	2.489	1.269	1.518	0.904	0.246	0.152	0.142	0.335	13.089
1986/87	0.484	0.392	1.009	2.715	2.183	1.896	1.576	0.579	0.511	0.291	0.158	0.132	11.926
1987/88	2.959	4.061	4.057	8.377	5.217	3.375	19.601	6.558	11.292	1.752	0.552	0.379	68.180
1988/89	0.610	0.411	0.470	0.310	0.696	0.316	5.250	0.995	0.242	0.623	0.301	0.373	10.595
1989/90	0.218	2.490	1.355	1.168	0.363	0.191	2.743	1.978	0.788	0.284	0.168	0.314	12.062
1990/91	0.574	1.560	2.002	1.200	1.432	2.520	15.205	3.223	0.762	0.329	0.259	1.503	30.570
1991/92	3.521	9.917	1.029	0.303	0.259	4.907	2.588	3.380	4.550	0.592	0.422	0.790	32.259
1992/93	9.094	1.936	6.013	0.796	2.026	1.220	3.432	5.147	1.583	0.426	0.472	0.888	33.032
1993/94	2.092	0.850	5.847	2.672	1.507	0.527	1.997	1.622	0.526	0.205	0.151	0.283	18.279
1994/95	2.203	0.941	2.644	4.957	3.398	2.360	0.817	0.518	0.244	0.205	0.154	0.175	18.616
1995/96	0.132	1.314	8.314	10.952	11.775	3.237	3.211	0.702	0.524	0.384	0.256	0.641	41.442
1996/97	0.775	3.632	8.815	19.076	1.241	0.423	1.747	4.079	1.789	2.636	1.467	0.381	46.061
1997/98	0.340	5.939	5.688	1.685	2.349	2.314	2.206	1.384	0.980	0.378	0.217	0.797	24.277
1998/99	0.952	1.276	0.812	1.165	2.162	1.943	1.559	1.427	0.378	0.502	0.208	0.912	13.296
1999/00	0.493	1.785	2.739	0.858	0.528	0.841	2.685	1.701	0.401	0.258	0.190	0.137	12.615
2000/01	2.355	6.104	3.578	11.092	1.187	6.628	1.894	0.657	0.306	0.402	0.241	0.364	34.809
2001/02	0.759	1.265	0.295	0.821	1.276	0.677	0.613	0.879	0.568	0.215	0.211	0.220	7.799
2002/03	0.802	2.027	9.159	13.379	19.271	4.983	4.658	2.042	0.616	0.332	0.345	1.376	58.991
2003/04	3.966	3.092	3.664	6.527	9.181	7.531	6.353	2.553	0.512	0.416	0.310	1.625	45.729
2004/05	0.809	1.302	2.297	2.758	3.261	1.182	2.122	0.775	0.338	0.182	0.180	0.132	15.338
2005/06	3.318	4.393	3.852	2.241	3.012	6.484	3.082	0.581	1.892	0.500	0.243	0.427	30.026

964. Río Linares bajo

1940/2005
(hm³)

Serie completa

	Oct	Nov	Dic	Ene	Feb	Mar	Abr	May	Jun	Jul	Ago	Sep	Total
Máximo	9,581	16,860	19,406	19,076	19,271	8,987	19,601	7,440	11,292	2,636	2,825	4,894	72,026
Mínimo	0,132	0,268	0,295	0,303	0,259	0,191	0,500	0,424	0,242	0,152	0,142	0,132	7,799
Media	1,776	2,832	3,900	4,310	3,756	3,125	3,694	2,463	1,294	0,467	0,367	0,706	28,691

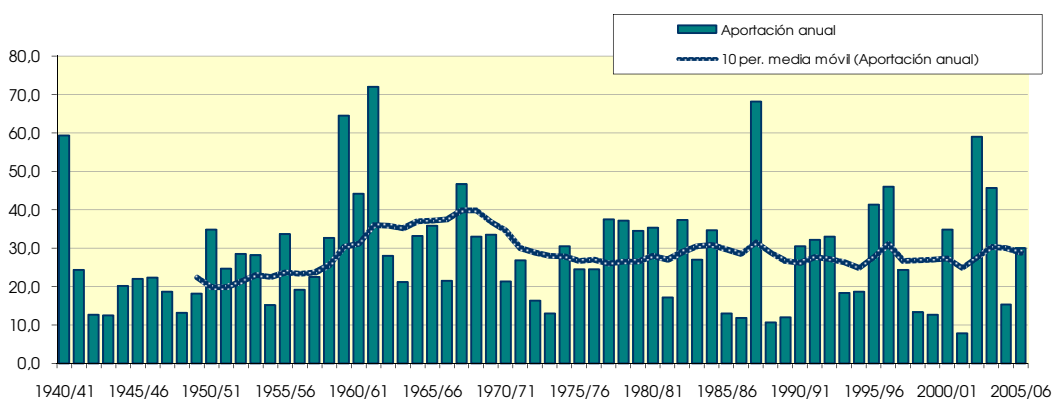
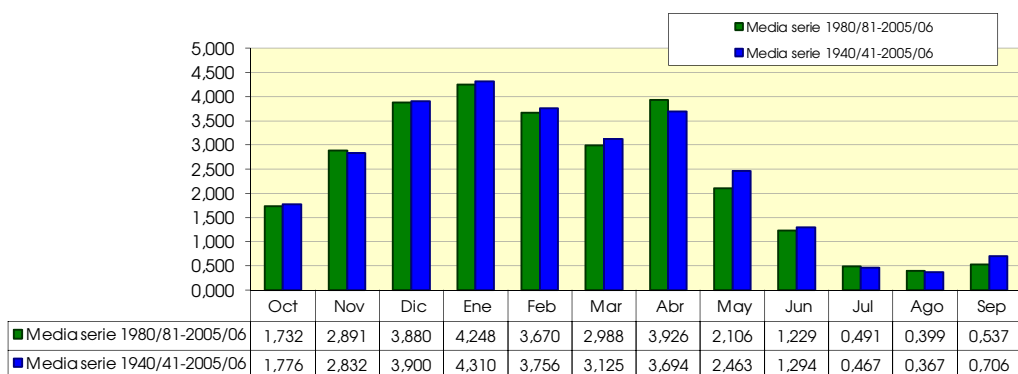
Percentil 1%	0,184	0,291	0,409	0,307	0,327	0,272	0,541	0,485	0,243	0,166	0,144	0,132	9,617
Percentil 5%	0,241	0,434	0,702	0,591	0,528	0,532	0,745	0,583	0,278	0,199	0,155	0,146	12,165
Percentil 10%	0,338	0,660	0,997	0,845	0,734	0,829	0,959	0,700	0,337	0,206	0,170	0,193	12,870
Percentil 25%	0,487	0,948	1,517	1,616	1,449	1,197	1,639	0,973	0,452	0,285	0,208	0,286	18,363
Percentil 50%	0,924	1,740	2,831	2,930	2,491	2,612	2,630	1,706	0,728	0,377	0,260	0,384	26,895
Desviación típica	2,011	3,143	3,508	3,773	3,678	2,180	3,496	1,938	1,688	0,373	0,368	0,825	14,245
Coef. variación	1,133	1,110	0,900	0,875	0,979	0,697	0,946	0,787	1,304	0,798	1,005	1,169	0,496

1980/2005
(hm³)

Serie para asignación y reserva

	Oct	Nov	Dic	Ene	Feb	Mar	Abr	May	Jun	Jul	Ago	Sep	Total
Máximo	9,094	11,160	9,563	19,076	19,271	7,531	19,601	6,558	11,292	2,636	2,825	1,625	68,180
Mínimo	0,132	0,303	0,295	0,303	0,259	0,191	0,563	0,518	0,242	0,152	0,142	0,132	7,799
Media	1,732	2,891	3,880	4,248	3,670	2,988	3,926	2,106	1,229	0,491	0,399	0,537	28,096

Percentil 1%	0,154	0,325	0,339	0,305	0,285	0,222	0,575	0,533	0,242	0,160	0,144	0,132	8,498
Percentil 5%	0,231	0,397	0,521	0,431	0,404	0,343	0,664	0,579	0,245	0,188	0,152	0,134	10,928
Percentil 10%	0,303	0,630	0,744	0,809	0,612	0,475	1,168	0,619	0,258	0,205	0,156	0,156	11,994
Percentil 25%	0,513	1,279	1,471	1,166	1,315	1,192	1,732	0,885	0,382	0,264	0,183	0,283	13,807
Percentil 50%	0,853	1,860	3,158	2,693	2,311	2,337	2,493	1,525	0,538	0,377	0,242	0,376	28,488
Desviación típica	1,917	2,748	2,897	4,686	4,201	2,305	4,440	1,661	2,235	0,531	0,558	0,422	15,565
Coef. variación	1,107	0,951	0,747	1,103	1,145	0,771	1,131	0,789	1,819	1,080	1,399	0,786	0,554



967. Río Onsella

(hm ²)	Oct	Nov	Dic	Ene	Feb	Mar	Abr	May	Jun	Jul	Ago	Sep	Total
1940/41	5,846	4,697	6,218	7,859	11,710	8,695	9,399	8,347	6,966	4,502	3,791	3,427	81,456
1941/42	2,541	4,255	2,983	6,690	3,524	6,460	15,408	5,661	4,254	2,817	2,780	4,680	62,053
1942/43	4,527	3,858	4,161	6,490	6,408	6,141	6,107	4,298	3,240	2,683	2,366	2,725	53,003
1943/44	4,189	3,620	4,315	3,322	3,960	3,077	2,554	4,194	4,146	2,394	2,600	2,976	41,346
1944/45	3,262	2,949	5,284	7,700	5,198	6,790	4,062	3,060	3,017	2,143	2,768	2,244	48,476
1945/46	2,351	2,510	7,107	4,566	3,105	3,749	11,232	18,377	5,757	3,359	2,316	1,799	66,228
1946/47	1,865	2,173	15,033	5,124	16,229	14,741	6,615	9,100	5,289	3,574	3,289	4,615	87,648
1947/48	3,028	2,660	3,749	15,048	5,217	5,460	4,251	4,487	3,473	2,057	1,514	1,406	52,352
1948/49	1,624	1,219	1,750	1,910	1,476	2,103	1,864	2,482	1,957	1,340	1,645	6,909	26,278
1949/50	3,399	3,808	4,921	4,998	10,000	6,975	5,543	8,749	4,387	2,738	2,188	1,678	59,385
1950/51	1,584	2,104	8,090	8,064	13,919	14,513	9,681	10,727	7,573	4,903	3,837	3,064	88,059
1951/52	2,741	3,531	4,071	4,631	4,420	4,995	9,184	5,557	4,405	4,488	3,595	2,795	54,413
1952/53	3,143	3,188	5,708	4,609	3,741	3,027	3,418	2,686	8,924	3,254	2,291	1,923	45,911
1953/54	4,929	2,308	5,410	5,282	7,568	10,697	4,606	4,927	4,011	2,895	1,937	1,511	56,079
1954/55	1,338	2,569	2,859	10,096	10,107	5,087	3,705	2,707	4,135	2,970	2,397	2,014	49,986
1955/56	3,381	2,837	5,527	10,059	4,218	11,419	7,898	10,578	5,129	3,620	2,924	3,530	71,120
1956/57	2,523	2,042	1,814	1,415	1,908	2,695	2,771	3,699	13,516	3,863	2,715	2,012	40,974
1957/58	1,689	1,550	1,778	4,972	2,950	5,926	4,225	4,198	4,978	2,932	2,213	2,024	39,436
1958/59	1,841	1,548	8,089	4,595	4,262	7,451	5,638	7,533	5,188	3,377	2,935	11,259	63,715
1959/60	11,729	15,711	16,582	14,714	15,026	18,942	6,720	7,108	5,462	4,153	3,145	3,504	122,796
1960/61	15,102	7,782	20,438	15,265	7,134	4,770	7,965	7,885	4,421	3,133	2,382	5,433	101,708
1961/62	3,658	10,168	7,726	10,397	8,724	11,395	8,252	6,618	4,123	2,881	2,004	2,452	78,399
1962/63	2,299	3,280	4,328	7,791	10,246	9,960	9,109	5,781	7,674	4,229	7,286	4,467	76,449
1963/64	3,440	5,045	9,369	4,626	9,353	9,735	13,116	6,469	6,249	4,176	2,985	3,362	77,924
1964/65	4,863	5,248	8,616	11,653	5,690	12,601	4,790	3,475	2,641	1,862	1,493	4,444	67,377
1965/66	5,922	10,764	13,687	13,535	21,347	7,658	11,166	8,424	6,539	3,920	2,726	2,265	107,953
1966/67	6,196	13,551	7,316	7,381	6,333	6,231	6,772	4,557	3,435	2,199	1,747	1,620	67,339
1967/68	2,677	14,278	7,762	4,967	7,899	6,908	7,261	6,274	4,912	3,348	3,428	3,013	72,728
1968/69	2,435	4,401	6,763	6,448	6,772	22,865	21,528	11,831	10,732	5,885	4,153	8,133	111,946
1969/70	4,617	4,007	5,728	13,664	9,975	5,416	3,560	3,681	4,565	2,739	2,242	1,696	61,891
1970/71	2,075	3,040	2,833	6,276	4,514	4,175	10,631	14,696	10,409	7,877	4,898	4,941	76,365
1971/72	3,303	3,167	3,177	9,333	15,072	7,489	5,864	7,449	5,971	4,354	3,363	6,889	75,431
1972/73	4,414	6,489	11,462	8,440	5,785	4,129	3,474	5,655	4,851	3,483	2,693	2,107	62,980
1973/74	1,751	2,676	3,871	4,861	6,891	20,755	6,613	4,868	4,992	3,751	2,901	3,594	67,524
1974/75	3,969	7,215	3,345	5,512	6,096	8,111	6,491	16,318	5,203	3,609	3,101	3,292	72,264
1975/76	2,661	2,797	3,944	2,719	4,628	3,513	4,457	4,530	3,606	3,122	3,514	3,254	42,744
1976/77	7,002	5,917	11,316	15,597	15,289	6,356	4,743	11,920	13,055	5,162	4,177	2,928	103,464
1977/78	8,120	3,806	6,593	15,262	8,214	10,613	12,476	8,021	6,810	4,399	2,986	2,198	89,498
1978/79	1,417	0,974	4,688	29,165	19,610	8,900	7,779	11,425	7,456	4,811	3,289	2,775	102,289
1979/80	4,595	4,203	4,970	3,677	6,165	10,541	4,172	9,923	4,836	3,276	2,280	2,016	60,655
1980/81	8,659	5,669	9,336	4,228	4,659	4,440	4,800	5,759	3,466	2,445	1,859	2,039	57,359
1981/82	2,050	1,555	15,518	10,659	13,406	5,216	4,000	4,058	2,997	3,027	4,410	3,456	70,353
1982/83	8,421	14,220	22,665	5,504	11,898	5,530	9,631	4,656	3,679	2,684	4,874	2,422	96,184
1983/84	1,645	4,830	4,283	6,950	4,903	8,092	5,684	14,729	6,206	3,806	2,680	2,234	66,042
1984/85	3,657	24,725	6,177	7,062	9,813	11,856	7,200	8,403	5,198	3,513	2,443	1,636	91,683
1985/86	1,252	2,553	3,704	8,650	10,048	4,692	13,861	5,609	4,249	3,098	2,136	2,917	62,769
1986/87	3,082	4,494	4,522	5,321	5,808	4,807	6,144	3,624	2,917	3,465	2,469	1,739	48,393
1987/88	13,257	4,680	6,331	26,069	8,174	5,760	20,461	8,679	17,034	6,072	4,054	2,674	123,247
1988/89	2,686	2,066	1,583	1,188	2,706	2,166	5,407	3,745	2,787	2,109	2,078	2,056	30,576
1989/90	1,660	4,196	3,566	3,954	3,492	2,493	3,739	5,242	8,633	3,181	2,231	2,572	44,958
1990/91	7,152	6,375	5,800	3,682	3,787	4,690	7,416	3,583	2,831	2,157	1,542	8,960	57,975
1991/92	6,529	10,618	3,792	2,669	1,985	2,764	2,364	2,732	5,768	3,200	4,212	3,857	50,490
1992/93	14,048	4,705	13,144	4,558	3,051	2,320	5,578	7,793	3,737	2,628	2,428	4,236	68,227
1993/94	7,634	4,344	7,476	7,992	7,244	4,242	4,458	4,521	3,227	2,230	1,592	3,241	58,201
1994/95	5,903	8,201	6,637	8,507	7,850	6,372	3,921	3,189	2,490	1,797	1,419	1,461	57,748
1995/96	1,237	2,591	20,036	17,649	21,446	7,413	6,731	7,494	4,511	3,742	5,969	4,060	102,879
1996/97	2,502	6,241	20,164	19,102	6,534	4,398	3,596	7,303	12,744	5,175	6,688	3,343	97,790
1997/98	2,343	11,353	18,066	7,562	5,484	3,820	7,306	9,540	5,729	2,888	2,106	8,396	84,591
1998/99	2,875	2,520	2,866	5,244	3,019	6,254	11,518	8,978	4,263	3,816	3,068	7,627	62,050
1999/00	4,806	4,546	4,440	2,926	2,087	1,971	10,294	7,731	6,225	3,894	2,755	2,107	53,783
2000/01	24,459	16,143	15,706	24,436	7,205	16,201	8,080	6,323	4,511	3,321	2,629	2,261	131,276
2001/02	4,202	2,532	1,843	1,471	2,237	3,292	3,794	4,926	3,332	2,160	3,509	2,104	35,402
2002/03	2,468	6,012	12,354	20,117	21,354	9,371	6,496	5,021	3,868	2,731	1,980	5,082	96,855
2003/04	7,682	10,307	7,764	8,297	10,370	11,404	15,025	6,145	4,170	3,051	2,445	2,738	89,399
2004/05	3,879	2,530	2,496	1,836	1,730	1,366	2,737	3,188	2,341	1,648	1,237	1,034	26,022
2005/06	5,320	4,105	5,519	5,817	3,936	7,483	6,656	4,416	3,348	3,004	2,089	8,114	59,806

967. Río Onsella

1940/2005
(hm³)

Serie completa

	Oct	Nov	Dic	Ene	Feb	Mar	Abr	May	Jun	Jul	Ago	Sep	Total
Máximo	24,459	24,725	22,665	29,165	21,446	22,865	21,528	18,377	17,034	7,877	7,286	11,259	131,276
Mínimo	1,237	0,974	1,583	1,188	1,476	1,366	1,864	2,482	1,957	1,340	1,237	1,034	26,022
Media	4,658	5,455	7,412	8,336	7,650	7,265	7,151	6,752	5,433	3,381	2,906	3,475	69,874

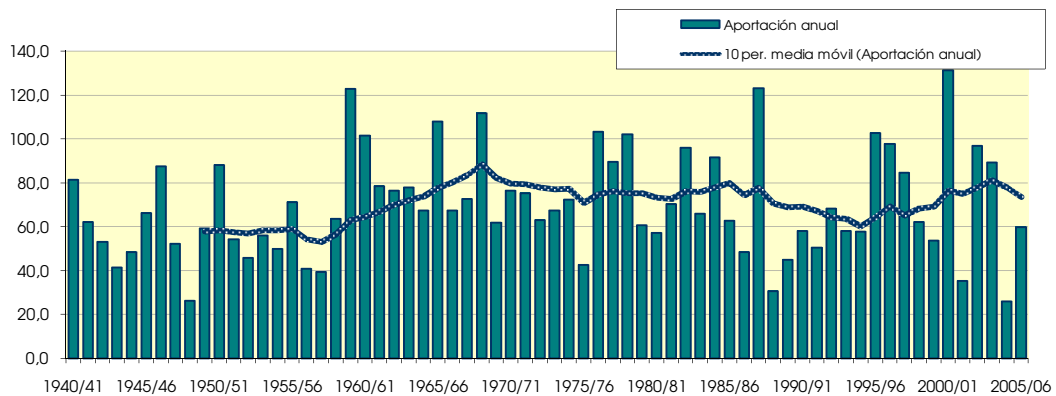
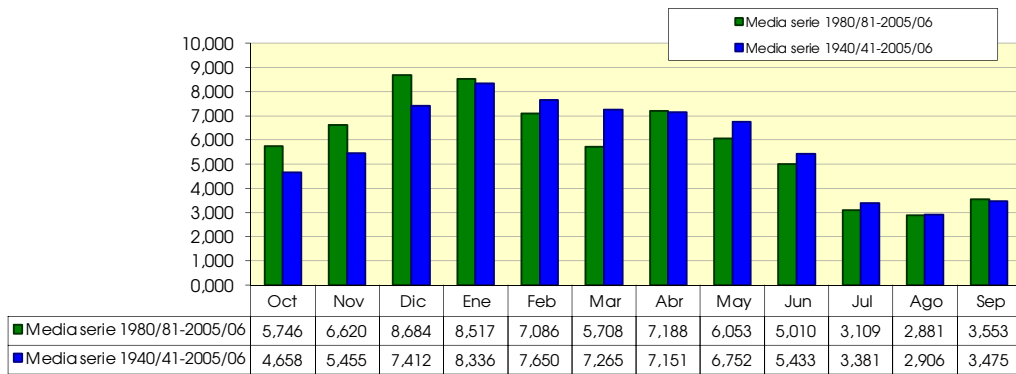
Percentil 1%	1,247	1,133	1,692	1,336	1,641	1,759	2,189	2,614	2,206	1,540	1,355	1,276	26,188
Percentil 5%	1,459	1,551	1,821	1,855	2,011	2,205	2,745	2,814	2,678	1,911	1,521	1,538	36,411
Percentil 10%	1,652	2,085	2,846	2,823	2,828	2,729	3,517	3,332	2,957	2,150	1,696	1,687	42,045
Percentil 25%	2,372	2,608	3,889	4,613	4,024	4,281	4,232	4,328	3,624	2,733	2,194	2,068	53,940
Percentil 50%	3,390	4,151	5,718	6,590	6,370	6,243	6,494	5,770	4,538	3,227	2,686	2,856	66,135
Desviación típica	3,926	4,386	5,190	5,954	4,979	4,483	3,994	3,405	2,883	1,122	1,175	2,096	23,830
Coef. variación	0,843	0,804	0,700	0,714	0,651	0,617	0,558	0,504	0,531	0,332	0,404	0,603	0,341

1980/2005
(hm³)

Serie para asignación y reserva

	Oct	Nov	Dic	Ene	Feb	Mar	Abr	May	Jun	Jul	Ago	Sep	Total
Máximo	24,459	24,725	22,665	26,069	21,446	16,201	20,461	14,729	17,034	6,072	6,688	8,960	131,276
Mínimo	1,237	1,555	1,583	1,188	1,730	1,366	2,364	2,732	2,341	1,648	1,237	1,034	26,022
Media	5,746	6,620	8,684	8,517	7,086	5,708	7,188	6,053	5,010	3,109	2,881	3,553	70,156

Percentil 1%	1,241	1,683	1,648	1,258	1,794	1,517	2,457	2,846	2,378	1,685	1,283	1,140	27,160
Percentil 5%	1,350	2,179	2,006	1,562	2,011	2,020	2,952	3,188	2,564	1,875	1,450	1,505	31,783
Percentil 10%	1,652	2,525	2,681	2,253	2,162	2,243	3,667	3,386	2,809	2,133	1,567	1,688	40,180
Percentil 25%	2,476	2,969	3,915	4,022	3,162	3,424	4,114	4,147	3,253	2,491	2,081	2,105	54,677
Percentil 50%	4,041	4,693	6,254	6,383	5,646	4,750	6,320	5,425	4,019	3,039	2,444	2,706	62,410
Desviación típica	5,129	5,286	6,355	7,017	5,313	3,465	4,199	2,661	3,294	0,978	1,383	2,257	26,955
Coef. variación	0,893	0,798	0,732	0,824	0,750	0,607	0,584	0,440	0,658	0,314	0,480	0,635	0,384



970. Río Rudrón aguas abajo del arroyo de Valdeajos

(hm ²)	Oct	Nov	Dic	Ene	Feb	Mar	Abr	May	Jun	Jul	Ago	Sep	Total
1940/41	1.203	1.308	0.880	5.851	5.380	6.606	5.078	8.402	3.792	1.760	0.796	0.376	41.432
1941/42	0.233	1.016	0.691	0.894	1.068	1.630	3.459	1.816	0.870	0.443	0.341	0.345	12.806
1942/43	0.391	0.333	0.484	1.649	1.489	1.319	1.626	0.981	0.527	0.276	0.192	0.243	9.511
1943/44	0.388	0.669	0.939	0.816	1.001	1.110	1.003	0.766	0.525	0.330	0.219	0.239	8.004
1944/45	0.479	0.501	0.580	0.620	0.593	0.619	0.502	0.348	0.282	0.232	0.201	0.148	5.104
1945/46	0.226	0.395	0.714	0.758	0.692	0.783	1.818	2.209	1.386	0.625	0.322	0.189	10.115
1946/47	0.156	0.322	0.980	1.183	2.101	2.994	2.065	1.459	1.053	0.538	0.299	0.335	13.485
1947/48	0.394	0.486	0.993	2.582	2.097	1.078	1.234	1.481	0.937	0.412	0.240	0.169	12.102
1948/49	0.216	0.305	0.568	0.859	0.797	1.371	1.502	0.992	0.622	0.361	0.212	0.754	8.560
1949/50	0.771	0.477	0.545	0.553	1.107	1.277	1.326	1.666	1.213	0.658	0.332	0.184	10.108
1950/51	0.245	0.304	0.860	2.635	4.318	6.779	3.876	3.568	2.367	1.214	0.593	0.375	27.134
1951/52	0.525	5.603	2.384	2.181	2.260	5.606	6.546	4.361	1.995	2.346	1.315	0.608	35.731
1952/53	0.485	0.762	2.057	2.066	2.927	2.109	6.152	2.537	2.738	1.365	0.601	0.544	24.344
1953/54	1.490	0.832	0.853	1.938	2.821	2.383	2.311	2.154	1.496	0.787	0.446	0.298	17.811
1954/55	0.184	0.828	0.519	2.345	5.826	3.765	1.791	1.255	0.970	0.614	0.335	0.197	18.629
1955/56	0.435	2.026	4.393	5.969	1.729	11.787	9.492	4.746	2.055	0.847	0.401	0.263	44.144
1956/57	0.440	1.704	1.305	0.713	1.683	0.895	1.972	1.189	1.649	0.816	0.386	0.217	12.969
1957/58	0.204	0.531	0.835	2.343	2.125	3.951	2.395	1.975	1.723	0.839	0.418	0.278	17.616
1958/59	0.285	0.593	3.395	2.482	1.391	3.955	2.581	2.702	1.994	1.157	0.769	0.938	22.243
1959/60	2.260	2.831	15.332	10.617	12.328	8.258	3.272	2.035	0.992	0.461	0.244	0.256	58.886
1960/61	4.302	2.962	7.790	6.297	3.073	1.414	1.311	1.334	0.874	0.492	0.283	0.250	30.381
1961/62	0.676	5.250	8.619	7.912	8.862	9.885	4.765	2.860	1.359	0.605	0.326	0.211	51.330
1962/63	0.238	0.504	1.243	4.159	4.103	5.262	4.294	1.587	1.020	0.594	0.307	0.428	23.741
1963/64	0.417	1.487	1.542	0.874	4.793	7.066	3.901	1.792	0.806	0.400	0.236	0.163	23.476
1964/65	0.248	0.334	0.585	1.097	1.239	2.057	1.746	1.087	0.496	0.241	0.145	0.828	10.103
1965/66	0.799	1.894	5.524	6.517	15.276	4.104	4.967	2.471	1.818	1.014	0.462	0.250	45.096
1966/67	4.924	6.953	3.228	3.104	2.569	2.740	1.984	3.892	1.606	0.756	0.402	0.235	32.393
1967/68	0.188	3.341	3.559	2.350	5.781	3.742	4.382	3.350	1.499	0.694	0.375	0.229	29.490
1968/69	0.165	0.219	0.389	0.685	1.296	5.334	4.875	5.148	2.048	0.868	0.408	0.964	22.399
1969/70	0.775	0.569	1.322	9.669	6.021	3.528	1.955	1.019	0.741	0.514	0.399	0.296	26.808
1970/71	0.257	0.368	0.285	1.104	0.775	1.341	5.194	7.349	3.658	2.028	0.948	0.453	23.759
1971/72	0.249	1.127	1.197	3.339	7.123	5.002	3.132	3.159	2.146	1.113	0.530	0.334	28.451
1972/73	1.268	0.733	1.237	3.598	4.102	1.939	1.890	3.633	1.503	0.652	0.375	0.289	21.218
1973/74	0.996	0.703	1.350	6.177	5.179	5.598	3.632	2.069	1.399	0.647	0.318	0.173	28.241
1974/75	0.676	1.955	1.160	2.410	1.585	2.220	3.764	4.079	1.774	0.771	0.406	0.290	21.089
1975/76	0.219	1.209	1.124	1.235	1.295	0.967	3.200	1.618	0.964	0.673	0.573	0.609	13.687
1976/77	0.437	0.508	1.392	2.234	5.474	1.974	1.970	3.578	5.118	2.426	1.128	0.498	26.736
1977/78	1.588	0.689	5.834	6.028	13.567	5.181	7.292	4.446	3.806	1.484	0.634	0.314	50.863
1978/79	0.352	0.482	6.800	9.948	14.831	10.285	5.072	3.054	1.542	0.772	0.387	0.286	53.813
1979/80	3.087	2.864	3.178	2.475	1.625	4.611	4.171	4.559	2.154	0.962	0.470	0.262	30.419
1980/81	0.318	0.681	1.196	1.644	1.584	1.799	2.048	1.646	0.766	0.380	0.228	0.248	12.537
1981/82	0.282	0.212	3.513	1.697	1.186	0.678	0.391	0.264	0.216	0.161	0.118	0.322	9.042
1982/83	0.346	1.799	3.802	2.344	2.599	2.281	13.252	4.772	1.915	0.924	1.663	1.141	36.838
1983/84	0.469	0.319	2.581	1.618	4.281	4.462	1.863	3.826	2.546	1.024	0.433	0.235	23.655
1984/85	1.209	9.619	2.394	3.675	4.855	2.537	6.884	7.433	2.354	1.046	0.544	0.278	42.829
1985/86	0.144	0.933	1.409	3.347	6.301	2.429	3.032	1.261	0.541	0.258	0.168	0.439	20.261
1986/87	0.369	0.206	0.357	1.534	2.697	1.856	2.339	0.880	0.599	0.491	0.321	0.207	11.856
1987/88	0.824	1.504	2.090	7.722	6.517	2.696	9.752	4.929	2.651	1.854	0.817	0.379	41.735
1988/89	0.283	0.194	0.142	0.150	0.405	0.327	1.665	0.996	0.481	0.252	0.183	0.164	5.241
1989/90	0.133	0.576	5.671	4.120	1.693	0.787	3.220	2.216	1.117	0.573	0.285	0.160	20.551
1990/91	0.258	0.472	0.975	1.280	1.673	4.403	2.897	2.218	1.014	0.442	0.235	0.366	16.232
1991/92	0.382	1.090	0.692	0.466	0.829	3.543	2.770	1.887	4.241	1.791	0.797	0.431	18.920
1992/93	2.529	1.443	2.107	1.002	2.257	1.763	2.803	2.860	1.913	0.865	0.488	0.430	20.461
1993/94	2.103	0.981	1.295	6.007	4.701	1.870	1.411	4.131	1.458	0.662	0.337	0.231	25.187
1994/95	0.333	0.639	1.132	3.223	4.666	2.214	1.229	0.990	0.650	0.375	0.245	0.169	15.865
1995/96	0.133	1.275	4.895	10.801	9.749	6.148	3.999	2.153	0.890	0.419	0.268	0.215	40.945
1996/97	0.196	0.641	4.959	5.818	2.554	1.112	0.554	1.405	1.773	1.904	1.377	0.757	23.053
1997/98	0.564	3.435	6.352	4.078	2.324	2.089	6.317	3.888	1.768	0.766	0.353	0.310	32.245
1998/99	0.336	0.475	0.579	0.960	1.205	1.058	1.306	1.294	0.759	0.393	0.237	0.280	8.881
1999/00	1.486	2.171	3.927	1.982	1.334	1.726	9.256	3.385	1.367	0.610	0.319	0.208	27.771
2000/01	0.489	3.496	7.016	14.242	7.418	10.162	3.249	2.212	0.849	0.421	0.264	0.157	49.975
2001/02	0.124	0.757	0.687	0.522	0.542	0.561	0.655	0.831	0.624	0.354	0.237	0.278	6.172
2002/03	0.570	1.057	6.283	8.811	7.795	3.545	5.550	2.374	1.083	0.490	0.267	0.176	38.002
2003/04	2.541	2.999	1.878	3.438	4.025	4.258	2.622	1.619	0.807	0.373	0.320	0.389	25.268
2004/05	0.576	0.867	2.638	2.868	2.574	2.453	2.468	1.603	0.741	0.359	0.190	0.116	17.453
2005/06	0.353	1.289	1.591	1.403	2.115	3.419	1.843	0.869	0.450	0.285	0.164	0.133	13.914

970. Río Rudrón aguas abajo del arroyo de Valdeajos

1940/2005
(hm³)

Serie completa

	Oct	Nov	Dic	Ene	Feb	Mar	Abr	May	Jun	Jul	Ago	Sep	Total
Máximo	4,924	9,619	15,332	14,242	15,276	11,787	13,252	8,402	5,118	2,426	1,663	1,141	58,886
Mínimo	0,124	0,194	0,142	0,150	0,405	0,327	0,391	0,264	0,216	0,161	0,118	0,116	5,104
Media	0,761	1,441	2,528	3,409	3,791	3,374	3,437	2,586	1,501	0,777	0,434	0,342	24,381

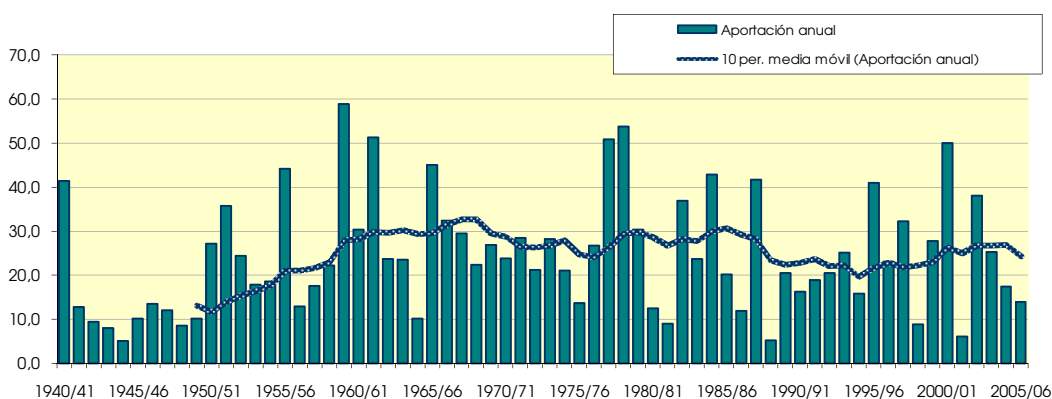
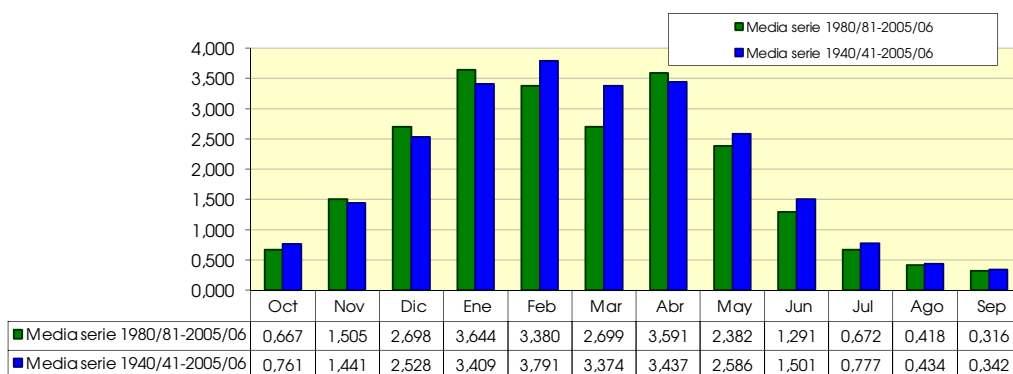
Percentil 1%	0,130	0,202	0,234	0,355	0,494	0,479	0,463	0,319	0,258	0,207	0,136	0,127	5,193
Percentil 5%	0,147	0,240	0,413	0,569	0,712	0,704	0,742	0,840	0,485	0,253	0,172	0,158	8,143
Percentil 10%	0,186	0,321	0,556	0,736	0,915	0,931	1,270	0,986	0,534	0,307	0,196	0,166	9,276
Percentil 25%	0,248	0,489	0,855	1,196	1,416	1,468	1,824	1,352	0,807	0,414	0,244	0,212	13,536
Percentil 50%	0,393	0,795	1,336	2,348	2,562	2,441	2,787	2,153	1,363	0,636	0,336	0,278	22,726
Desviación típica	0,943	1,685	2,641	3,035	3,425	2,588	2,461	1,691	0,986	0,520	0,300	0,211	13,181
Coef. variación	1,239	1,169	1,045	0,890	0,904	0,767	0,716	0,654	0,657	0,670	0,692	0,618	0,541

1980/2005
(hm³)

Serie para asignación y reserva

	Oct	Nov	Dic	Ene	Feb	Mar	Abr	May	Jun	Jul	Ago	Sep	Total
Máximo	2,541	9,619	7,016	14,242	9,749	10,162	13,252	7,433	4,241	1,904	1,663	1,141	49,975
Mínimo	0,124	0,194	0,142	0,150	0,405	0,327	0,391	0,264	0,216	0,161	0,118	0,116	5,241
Media	0,667	1,505	2,698	3,644	3,380	2,699	3,591	2,382	1,291	0,672	0,418	0,316	23,265

Percentil 1%	0,126	0,197	0,196	0,229	0,439	0,386	0,432	0,406	0,274	0,184	0,130	0,121	5,474
Percentil 5%	0,133	0,207	0,413	0,480	0,614	0,591	0,579	0,840	0,458	0,253	0,165	0,139	6,849
Percentil 10%	0,138	0,266	0,633	0,741	1,008	0,733	0,942	0,874	0,511	0,272	0,176	0,159	8,961
Percentil 25%	0,282	0,591	1,148	1,436	1,606	1,735	1,709	1,269	0,673	0,373	0,236	0,184	14,402
Percentil 50%	0,361	0,957	2,099	2,606	2,564	2,247	2,696	2,020	0,952	0,466	0,276	0,263	20,506
Desviación típica	0,712	1,897	2,056	3,442	2,482	2,060	3,147	1,639	0,907	0,494	0,369	0,217	12,329
Coef. variación	1,067	1,261	0,762	0,944	0,734	0,763	0,876	0,688	0,702	0,735	0,884	0,685	0,530



971. Río San Anton

(hm ²)	Oct	Nov	Dic	Ene	Feb	Mar	Abr	May	Jun	Jul	Ago	Sep	Total
1940/41	0.437	0.517	0.374	1.644	2.048	2.247	1.827	3.625	1.591	0.733	0.323	0.148	15.513
1941/42	0.090	0.418	0.294	0.364	0.413	0.591	1.106	0.741	0.365	0.180	0.137	0.138	4.838
1942/43	0.160	0.135	0.217	0.655	0.623	0.544	0.612	0.412	0.210	0.107	0.077	0.100	3.852
1943/44	0.170	0.284	0.387	0.323	0.392	0.440	0.410	0.314	0.210	0.129	0.087	0.098	3.244
1944/45	0.193	0.196	0.238	0.242	0.240	0.259	0.207	0.140	0.112	0.091	0.078	0.057	2.055
1945/46	0.089	0.160	0.307	0.313	0.274	0.326	0.743	0.960	0.589	0.253	0.128	0.074	4.215
1946/47	0.061	0.126	0.392	0.473	0.869	1.384	0.893	0.618	0.431	0.216	0.118	0.136	5.716
1947/48	0.159	0.193	0.397	1.225	0.896	0.441	0.525	0.621	0.385	0.163	0.095	0.066	5.167
1948/49	0.085	0.119	0.240	0.348	0.313	0.550	0.586	0.384	0.242	0.142	0.084	0.301	3.391
1949/50	0.306	0.187	0.219	0.215	0.422	0.498	0.521	0.620	0.486	0.259	0.129	0.071	3.932
1950/51	0.094	0.120	0.344	1.038	1.654	2.077	1.614	1.357	0.948	0.489	0.234	0.146	10.113
1951/52	0.199	1.050	0.986	0.839	0.847	1.301	1.802	1.348	0.710	0.709	0.521	0.239	10.551
1952/53	0.187	0.287	0.606	0.719	1.016	0.834	1.371	1.015	0.825	0.539	0.235	0.208	7.841
1953/54	0.446	0.339	0.296	0.664	0.909	0.865	0.828	0.743	0.563	0.309	0.172	0.114	6.247
1954/55	0.070	0.225	0.213	0.502	1.062	1.012	0.704	0.400	0.322	0.247	0.138	0.080	4.977
1955/56	0.165	0.428	1.026	1.260	0.722	1.909	2.345	1.593	0.821	0.340	0.158	0.103	10.870
1956/57	0.169	0.505	0.477	0.275	0.372	0.356	0.519	0.472	0.463	0.328	0.152	0.085	4.172
1957/58	0.079	0.202	0.318	0.611	0.757	1.054	0.894	0.682	0.595	0.349	0.168	0.111	5.820
1958/59	0.114	0.230	0.987	0.949	0.555	0.918	0.918	0.900	0.752	0.466	0.306	0.349	7.445
1959/60	0.736	1.118	3.740	3.422	3.530	2.572	1.362	0.761	0.423	0.187	0.097	0.102	18.049
1960/61	1.177	1.092	2.453	2.078	1.155	0.578	0.505	0.521	0.356	0.200	0.114	0.101	10.330
1961/62	0.280	1.445	2.309	2.529	2.880	2.866	1.945	1.100	0.540	0.236	0.128	0.083	16.341
1962/63	0.094	0.199	0.480	1.060	1.094	1.388	1.255	0.678	0.388	0.244	0.122	0.173	7.174
1963/64	0.166	0.512	0.581	0.370	1.217	1.703	1.331	0.731	0.329	0.161	0.094	0.065	7.259
1964/65	0.099	0.131	0.228	0.429	0.479	0.649	0.671	0.426	0.191	0.092	0.056	0.251	3.703
1965/66	0.325	0.592	1.429	1.806	3.720	1.747	1.421	0.926	0.679	0.405	0.182	0.098	13.332
1966/67	1.185	1.994	1.308	1.035	0.833	0.866	0.735	1.039	0.644	0.302	0.158	0.092	10.192
1967/68	0.074	0.893	1.202	0.929	1.403	1.255	1.264	1.107	0.631	0.280	0.148	0.090	9.276
1968/69	0.066	0.091	0.160	0.254	0.373	0.927	1.194	1.262	0.794	0.364	0.165	0.375	6.023
1969/70	0.312	0.235	0.521	2.582	2.126	1.396	0.776	0.398	0.285	0.204	0.159	0.116	9.110
1970/71	0.099	0.142	0.115	0.309	0.315	0.468	1.359	2.139	1.373	0.772	0.391	0.180	7.663
1971/72	0.098	0.418	0.479	0.882	2.063	1.597	1.177	1.014	0.785	0.441	0.207	0.131	9.291
1972/73	0.362	0.308	0.273	0.678	1.131	0.766	0.588	0.940	0.612	0.267	0.150	0.114	6.190
1973/74	0.283	0.280	0.317	0.924	1.244	1.558	1.328	0.759	0.485	0.271	0.128	0.068	7.644
1974/75	0.278	0.669	0.465	0.595	0.535	0.656	1.207	1.241	0.716	0.304	0.160	0.116	6.941
1975/76	0.086	0.380	0.448	0.478	0.492	0.384	0.941	0.656	0.373	0.268	0.230	0.247	4.983
1976/77	0.178	0.206	0.427	0.566	1.104	0.778	0.568	0.913	1.406	0.952	0.453	0.195	7.746
1977/78	0.412	0.288	1.094	1.671	3.535	1.760	2.175	1.712	1.319	0.600	0.249	0.122	14.937
1978/79	0.134	0.187	1.356	2.357	3.842	3.052	1.820	1.140	0.594	0.307	0.152	0.110	15.050
1979/80	0.755	0.983	1.072	0.808	0.581	1.195	1.323	1.448	0.896	0.394	0.188	0.104	9.745
1980/81	0.125	0.262	0.466	0.614	0.573	0.597	0.710	0.580	0.308	0.149	0.089	0.100	4.574
1981/82	0.115	0.085	0.923	0.630	0.425	0.272	0.152	0.103	0.087	0.064	0.047	0.126	3.029
1982/83	0.141	0.527	1.320	0.939	0.820	0.891	2.650	1.697	0.766	0.370	0.643	0.458	11.220
1983/84	0.183	0.123	0.580	0.600	1.111	1.189	0.720	1.216	0.912	0.419	0.171	0.091	7.313
1984/85	0.319	2.068	1.026	0.918	1.122	0.828	1.508	1.901	0.968	0.425	0.217	0.110	11.411
1985/86	0.056	0.320	0.458	0.849	1.506	0.884	0.852	0.518	0.218	0.102	0.067	0.176	6.005
1986/87	0.152	0.083	0.160	0.585	0.831	0.647	0.737	0.365	0.233	0.197	0.131	0.085	4.207
1987/88	0.296	0.598	0.738	2.238	1.606	1.046	2.607	1.781	1.018	0.638	0.339	0.151	13.056
1988/89	0.113	0.083	0.056	0.058	0.135	0.135	0.473	0.410	0.195	0.100	0.074	0.069	1.902
1989/90	0.054	0.220	1.033	1.096	0.654	0.319	0.835	0.764	0.463	0.232	0.114	0.063	5.847
1990/91	0.101	0.193	0.365	0.394	0.476	1.054	0.985	0.726	0.412	0.173	0.091	0.151	5.120
1991/92	0.156	0.407	0.278	0.172	0.247	0.939	0.912	0.663	1.347	0.730	0.317	0.170	6.339
1992/93	0.731	0.581	0.654	0.400	0.603	0.631	0.904	0.867	0.670	0.355	0.194	0.166	6.756
1993/94	0.495	0.388	0.442	1.277	1.462	0.774	0.533	1.030	0.620	0.271	0.135	0.091	7.518
1994/95	0.134	0.253	0.406	0.911	1.545	0.901	0.488	0.377	0.256	0.148	0.097	0.067	5.582
1995/96	0.053	0.299	1.334	2.435	2.388	1.943	1.359	0.800	0.375	0.170	0.108	0.085	11.348
1996/97	0.076	0.255	1.348	1.683	0.974	0.445	0.217	0.497	0.688	0.652	0.525	0.303	7.663
1997/98	0.210	0.977	1.789	1.343	0.822	0.641	1.670	1.325	0.706	0.309	0.139	0.124	10.055
1998/99	0.133	0.184	0.220	0.343	0.445	0.404	0.456	0.462	0.299	0.157	0.093	0.101	3.297
1999/00	0.341	0.579	0.986	0.694	0.421	0.477	2.383	1.217	0.572	0.245	0.126	0.082	8.123
2000/01	0.181	0.932	1.503	3.897	2.103	2.925	1.369	0.699	0.351	0.168	0.105	0.062	14.295
2001/02	0.051	0.292	0.275	0.208	0.204	0.194	0.240	0.304	0.249	0.143	0.095	0.113	2.366
2002/03	0.256	0.388	1.283	3.195	2.276	1.304	1.558	0.990	0.438	0.195	0.107	0.071	12.061
2003/04	0.597	0.862	0.714	1.136	1.309	1.397	1.017	0.617	0.322	0.146	0.128	0.125	8.368
2004/05	0.191	0.336	0.962	1.041	0.901	0.804	0.889	0.620	0.292	0.139	0.073	0.044	6.292
2005/06	0.155	0.473	0.618	0.498	0.666	0.970	0.695	0.357	0.183	0.114	0.066	0.055	4.850

971. Río San Anton

1940/2005
(hm³)

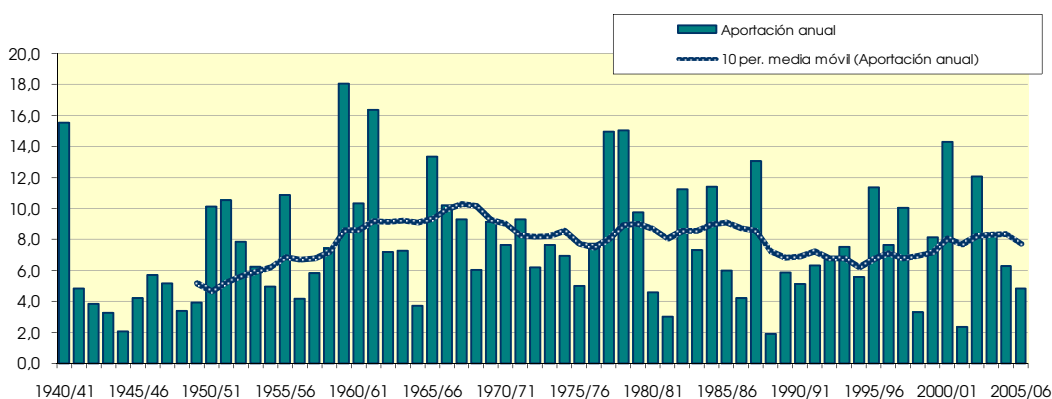
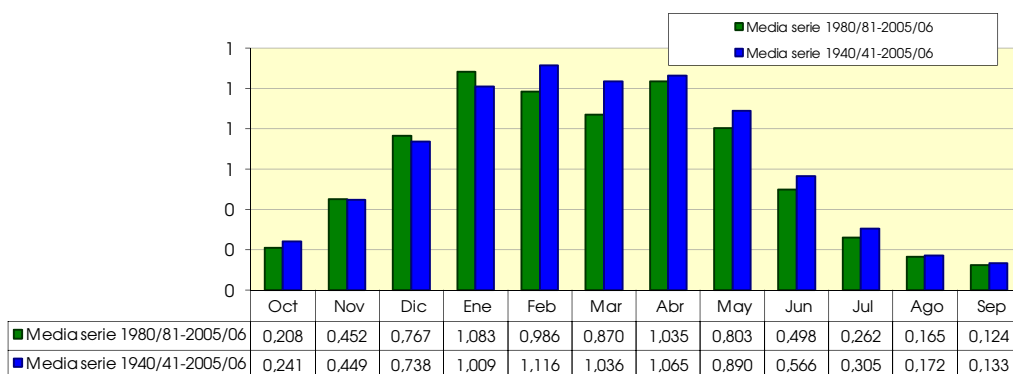
Serie completa

	Oct	Nov	Dic	Ene	Feb	Mar	Abr	May	Jun	Jul	Ago	Sep	Total
Máximo	1,185	2,068	3,740	3,897	3,842	3,052	2,650	3,625	1,591	0,952	0,643	0,458	18,049
Mínimo	0,051	0,083	0,056	0,058	0,135	0,135	0,152	0,103	0,087	0,064	0,047	0,044	1,902
Media	0,241	0,449	0,738	1,009	1,116	1,036	1,065	0,890	0,566	0,305	0,172	0,133	7,720
Percentil 1%	0,052	0,083	0,095	0,132	0,180	0,173	0,188	0,127	0,103	0,082	0,053	0,051	2,002
Percentil 5%	0,057	0,098	0,174	0,222	0,254	0,283	0,283	0,325	0,192	0,101	0,069	0,062	3,083
Percentil 10%	0,072	0,125	0,219	0,292	0,344	0,370	0,481	0,380	0,214	0,122	0,077	0,066	3,547
Percentil 25%	0,098	0,194	0,310	0,440	0,482	0,557	0,627	0,518	0,322	0,164	0,097	0,085	4,978
Percentil 50%	0,163	0,295	0,478	0,764	0,858	0,875	0,908	0,751	0,485	0,256	0,136	0,110	7,217
Desviación típica	0,235	0,411	0,636	0,825	0,881	0,675	0,585	0,555	0,334	0,192	0,118	0,081	3,735
Coef. variación	0,976	0,915	0,862	0,818	0,790	0,652	0,549	0,624	0,589	0,631	0,685	0,605	0,484

1980/2005
(hm³)

Serie para asignación y reserva

	Oct	Nov	Dic	Ene	Feb	Mar	Abr	May	Jun	Jul	Ago	Sep	Total
Máximo	0,731	2,068	1,789	3,897	2,388	2,925	2,650	1,901	1,347	0,730	0,643	0,458	14,295
Mínimo	0,051	0,083	0,056	0,058	0,135	0,135	0,152	0,103	0,087	0,064	0,047	0,044	1,902
Media	0,208	0,452	0,767	1,083	0,986	0,870	1,035	0,803	0,498	0,262	0,165	0,124	7,254
Percentil 1%	0,051	0,083	0,082	0,087	0,153	0,150	0,169	0,153	0,111	0,073	0,052	0,047	2,018
Percentil 5%	0,053	0,083	0,175	0,181	0,215	0,213	0,223	0,317	0,186	0,101	0,066	0,056	2,532
Percentil 10%	0,055	0,104	0,248	0,275	0,334	0,295	0,348	0,361	0,206	0,108	0,070	0,063	3,163
Percentil 25%	0,114	0,228	0,415	0,520	0,500	0,507	0,574	0,470	0,265	0,146	0,091	0,073	4,918
Percentil 50%	0,153	0,328	0,684	0,880	0,826	0,816	0,871	0,681	0,394	0,184	0,111	0,101	6,547
Desviación típica	0,170	0,413	0,464	0,931	0,629	0,583	0,688	0,472	0,311	0,180	0,143	0,087	3,390
Coef. variación	0,816	0,912	0,605	0,860	0,638	0,670	0,664	0,588	0,624	0,689	0,865	0,696	0,467



973. Río Rudrón

(hm ²)	Oct	Nov	Dic	Ene	Feb	Mar	Abr	May	Jun	Jul	Ago	Sep	Total
1940/41	2.125	2.400	1.685	8.766	9.258	10.886	8.671	15.155	7.158	3.362	1.512	0.707	71.685
1941/42	0.434	1.864	1.323	1.684	1.987	2.829	5.639	3.386	1.654	0.836	0.645	0.651	22.932
1942/43	0.741	0.630	0.938	2.918	2.806	2.490	2.884	1.870	0.994	0.516	0.360	0.461	17.606
1943/44	0.748	1.280	1.793	1.545	1.885	2.104	1.907	1.454	0.993	0.619	0.411	0.455	15.194
1944/45	0.912	0.944	1.107	1.169	1.119	1.177	0.951	0.655	0.528	0.434	0.375	0.275	9.646
1945/46	0.424	0.753	1.376	1.447	1.311	1.495	3.343	4.199	2.654	1.184	0.605	0.354	19.145
1946/47	0.292	0.608	1.869	2.254	3.930	5.751	3.972	2.809	2.004	1.018	0.562	0.634	25.702
1947/48	0.748	0.921	1.890	5.034	4.022	2.051	2.406	2.844	1.784	0.777	0.451	0.316	23.244
1948/49	0.408	0.580	1.117	1.656	1.512	2.752	2.850	1.876	1.173	0.680	0.398	1.542	16.544
1949/50	1.466	0.902	1.040	1.042	2.074	2.414	2.527	3.090	2.306	1.244	0.625	0.343	19.072
1950/51	0.462	0.573	1.670	4.954	7.956	11.452	7.380	6.616	4.470	2.307	1.120	0.706	49.666
1951/52	0.989	8.128	4.536	4.086	4.191	8.498	10.381	7.274	3.556	4.062	2.488	1.151	59.340
1952/53	0.906	1.424	3.479	3.931	5.324	3.968	9.446	4.808	4.624	2.591	1.134	1.020	42.656
1953/54	2.439	1.583	1.517	3.514	4.881	4.307	4.165	3.833	2.777	1.487	0.838	0.556	31.897
1954/55	0.342	1.318	0.985	3.367	8.003	5.985	3.327	2.126	1.697	1.160	0.637	0.372	29.318
1955/56	0.817	2.898	6.432	8.471	3.320	15.622	14.253	8.200	3.866	1.606	0.755	0.495	66.734
1956/57	0.847	2.912	2.387	1.345	2.489	1.684	3.112	2.242	2.672	1.547	0.727	0.406	22.369
1957/58	0.383	0.981	1.518	3.625	3.754	6.203	4.344	3.465	2.988	1.597	0.788	0.524	30.170
1958/59	0.539	1.145	5.523	4.570	2.639	6.008	4.605	4.696	3.669	2.205	1.469	1.750	38.818
1959/60	3.953	5.308	22.989	17.888	19.546	13.690	6.240	3.659	1.897	0.872	0.458	0.488	96.988
1960/61	6.303	5.120	12.857	10.532	5.573	2.681	2.384	2.436	1.652	0.934	0.535	0.474	51.482
1961/62	1.269	8.438	13.188	12.895	14.923	16.044	8.982	5.318	2.577	1.139	0.611	0.395	85.779
1962/63	0.451	0.968	2.394	6.400	6.417	8.177	6.890	3.038	1.865	1.129	0.579	0.826	39.134
1963/64	0.788	2.507	2.752	1.672	7.065	10.419	6.672	3.385	1.534	0.758	0.444	0.306	38.302
1964/65	0.470	0.632	1.114	2.086	2.339	3.504	3.259	2.057	0.931	0.449	0.270	1.395	18.505
1965/66	1.501	3.137	8.499	10.105	22.351	7.886	7.915	4.495	3.329	1.924	0.871	0.468	72.482
1966/67	7.316	11.120	6.121	5.314	4.391	4.590	3.589	6.028	3.025	1.435	0.759	0.441	54.128
1967/68	0.354	5.280	6.243	4.446	8.750	6.492	7.020	5.656	2.870	1.317	0.708	0.430	49.566
1968/69	0.311	0.416	0.737	1.216	2.081	7.281	7.354	7.773	3.747	1.658	0.773	1.856	35.203
1969/70	1.475	1.097	2.547	14.756	10.700	6.660	3.712	1.920	1.378	0.970	0.755	0.556	46.526
1970/71	0.484	0.681	0.537	1.763	1.459	2.381	7.965	11.661	6.588	3.696	1.806	0.855	39.876
1971/72	0.467	2.068	2.280	5.213	11.066	8.305	5.643	5.340	3.872	2.102	0.996	0.627	47.980
1972/73	2.029	1.385	1.781	4.889	6.415	3.629	3.188	5.591	2.818	1.240	0.709	0.548	34.221
1973/74	1.639	1.298	2.012	7.988	7.773	8.876	6.428	3.731	2.435	1.234	0.600	0.324	44.340
1974/75	1.329	3.439	2.203	3.671	2.740	3.632	6.265	6.747	3.375	1.458	0.764	0.546	36.169
1975/76	0.410	2.111	2.140	2.281	2.399	1.832	5.102	3.076	1.804	1.269	1.100	1.161	24.683
1976/77	0.830	0.975	2.314	3.409	7.554	3.598	3.198	5.551	8.114	4.531	2.142	0.937	43.153
1977/78	2.425	1.316	7.909	9.545	19.962	8.968	11.734	8.162	6.559	2.823	1.196	0.588	81.186
1978/79	0.663	0.916	9.243	14.337	21.806	16.349	9.034	5.519	2.864	1.460	0.728	0.539	83.457
1979/80	4.563	5.014	5.408	4.212	2.851	6.868	6.820	7.502	4.071	1.831	0.888	0.493	50.521
1980/81	0.603	1.269	2.324	3.053	2.851	3.093	3.601	2.926	1.451	0.714	0.426	0.464	22.775
1981/82	0.537	0.400	5.200	3.051	2.093	1.284	0.734	0.489	0.406	0.302	0.222	0.589	15.306
1982/83	0.659	2.982	6.856	4.466	4.427	4.360	18.717	8.420	3.616	1.758	3.115	2.170	61.548
1983/84	0.885	0.585	3.720	2.924	6.828	6.916	3.423	6.483	4.557	1.951	0.817	0.440	39.529
1984/85	1.911	13.394	4.580	5.397	6.817	4.202	9.677	11.192	4.454	1.993	1.030	0.523	65.169
1985/86	0.267	1.660	2.300	5.098	9.254	4.305	4.807	2.392	1.024	0.485	0.316	0.823	32.733
1986/87	0.704	0.390	0.690	2.646	4.306	3.247	3.735	1.671	1.123	0.927	0.609	0.394	20.442
1987/88	1.445	2.807	3.555	11.516	9.834	4.981	14.963	8.727	4.823	3.204	1.556	0.714	68.125
1988/89	0.523	0.367	0.265	0.281	0.688	0.622	2.680	1.895	0.913	0.474	0.346	0.312	9.368
1989/90	0.251	1.053	7.599	6.298	3.086	1.482	4.943	3.880	2.135	1.089	0.537	0.301	32.655
1990/91	0.472	0.886	1.749	2.093	2.605	6.301	4.869	3.790	1.924	0.830	0.438	0.682	26.637
1991/92	0.721	1.926	1.313	0.852	1.283	5.321	4.715	3.338	6.893	3.409	1.509	0.814	32.093
1992/93	4.173	2.747	3.444	1.896	3.531	3.129	4.679	4.684	3.329	1.647	0.923	0.798	34.980
1993/94	3.080	1.801	2.279	8.516	7.530	3.540	2.596	6.179	2.790	1.259	0.637	0.434	40.642
1994/95	0.642	1.189	2.022	5.198	7.763	4.200	2.327	1.855	1.230	0.708	0.461	0.318	27.915
1995/96	0.251	1.896	7.297	15.152	14.606	10.123	6.836	3.856	1.702	0.794	0.507	0.406	63.427
1996/97	0.369	1.242	7.767	9.303	4.693	2.113	1.046	2.507	3.253	3.365	2.572	1.439	39.669
1997/98	1.023	5.359	9.848	6.844	4.079	3.503	9.653	6.665	3.307	1.455	0.665	0.578	52.979
1998/99	0.635	0.900	1.076	1.726	2.218	1.982	2.309	2.330	1.435	0.745	0.446	0.501	16.302
1999/00	2.152	3.407	6.006	3.500	2.270	2.779	13.606	5.985	2.615	1.157	0.603	0.392	44.471
2000/01	0.899	5.276	9.794	20.971	11.736	15.581	6.193	3.736	1.616	0.795	0.497	0.294	77.387
2001/02	0.231	1.447	1.305	0.975	0.991	0.979	1.166	1.499	1.173	0.672	0.448	0.532	11.418
2002/03	1.115	1.909	8.970	14.765	12.516	6.334	8.799	4.534	2.057	0.926	0.504	0.331	62.761
2003/04	3.744	4.852	3.425	5.816	6.874	7.158	4.799	2.985	1.527	0.700	0.602	0.660	43.144
2004/05	0.981	1.627	4.859	5.246	4.658	4.270	4.431	2.991	1.399	0.672	0.353	0.214	31.703
2005/06	0.674	2.389	2.967	2.526	3.497	5.371	3.331	1.652	0.857	0.538	0.308	0.252	24.362

973. Río Rudrón

1940/2005
(hm³)

Serie completa

	Oct	Nov	Dic	Ene	Feb	Mar	Abr	May	Jun	Jul	Ago	Sep	Total
Máximo	7,316	13,394	22,989	20,971	22,351	16,349	18,717	15,155	8,114	4,531	3,115	2,170	96,988
Mínimo	0,231	0,367	0,265	0,281	0,688	0,622	0,734	0,489	0,406	0,302	0,222	0,214	9,368
Media	1,273	2,407	4,071	5,456	6,086	5,556	5,670	4,483	2,735	1,455	0,819	0,642	40,651

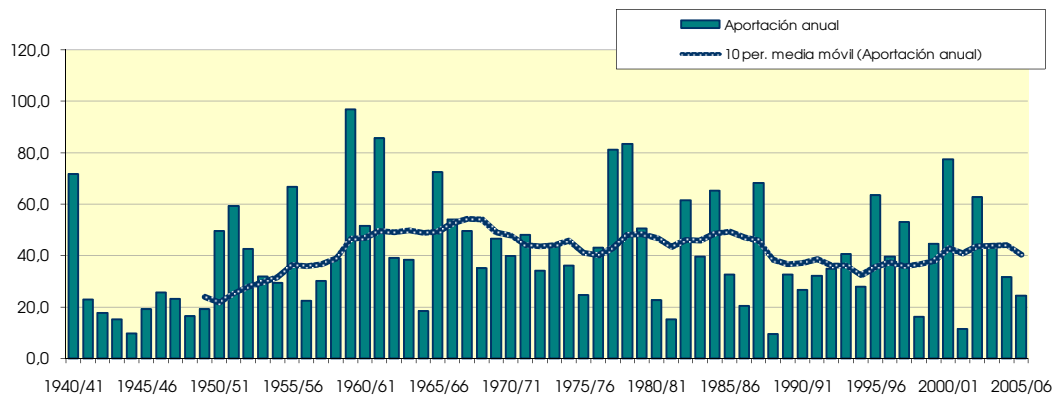
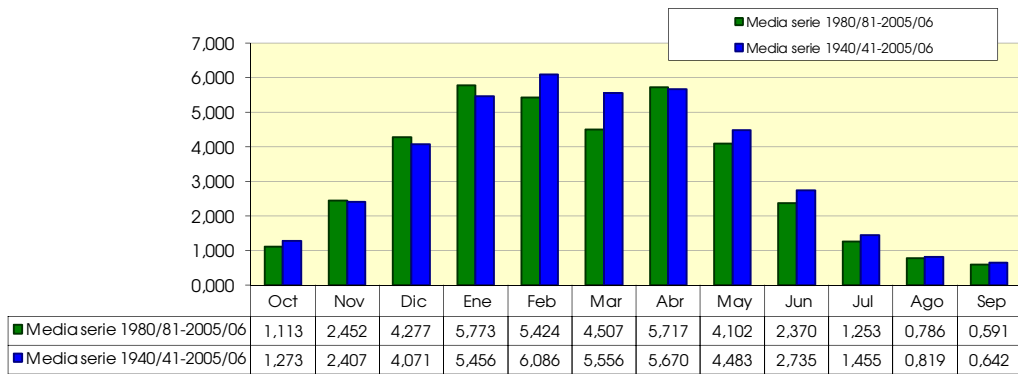
Percentil 1%	0,244	0,382	0,442	0,652	0,885	0,854	0,875	0,597	0,486	0,388	0,253	0,239	9,549
Percentil 5%	0,273	0,456	0,787	1,074	1,290	1,333	1,351	1,537	0,918	0,477	0,324	0,296	15,222
Percentil 10%	0,348	0,597	1,058	1,396	1,699	1,758	2,356	1,862	1,009	0,578	0,367	0,314	17,075
Percentil 25%	0,468	0,926	1,556	2,133	2,518	2,759	3,214	2,454	1,529	0,781	0,459	0,398	24,442
Percentil 50%	0,748	1,435	2,355	4,149	4,349	4,306	4,757	3,763	2,506	1,209	0,637	0,524	38,560
Desviación típica	1,394	2,495	3,874	4,512	5,070	3,874	3,576	2,746	1,675	0,946	0,566	0,399	20,534
Coef. variación	1,096	1,037	0,952	0,827	0,833	0,697	0,631	0,612	0,613	0,650	0,692	0,623	0,505

1980/2005
(hm³)

Serie para asignación y reserva

	Oct	Nov	Dic	Ene	Feb	Mar	Abr	May	Jun	Jul	Ago	Sep	Total
Máximo	4,173	13,394	9,848	20,971	14,606	15,581	18,717	11,192	6,893	3,409	3,115	2,170	77,387
Mínimo	0,231	0,367	0,265	0,281	0,688	0,622	0,734	0,489	0,406	0,302	0,222	0,214	9,368
Media	1,113	2,452	4,277	5,773	5,424	4,507	5,717	4,102	2,370	1,253	0,786	0,591	38,367

Percentil 1%	0,236	0,373	0,371	0,424	0,764	0,711	0,812	0,741	0,519	0,345	0,243	0,224	9,881
Percentil 5%	0,251	0,392	0,787	0,883	1,064	1,055	1,076	1,537	0,871	0,477	0,310	0,263	12,390
Percentil 10%	0,259	0,493	1,190	1,351	1,688	1,383	1,737	1,661	0,969	0,512	0,331	0,297	15,804
Percentil 25%	0,527	1,087	2,087	2,556	2,667	2,857	2,843	2,346	1,273	0,702	0,440	0,346	24,931
Percentil 50%	0,689	1,731	3,499	4,782	4,367	4,201	4,697	3,537	1,813	0,878	0,522	0,483	33,856
Desviación típica	1,061	2,642	2,903	5,011	3,729	3,131	4,447	2,577	1,537	0,887	0,692	0,411	18,891
Coef. variación	0,953	1,077	0,679	0,868	0,687	0,695	0,778	0,628	0,649	0,708	0,880	0,695	0,492



975. Río Moradillo bajo

(hm ²)	Oct	Nov	Dic	Ene	Feb	Mar	Abr	May	Jun	Jul	Ago	Sep	Total
1940/41	1,908	1,959	1,447	4,812	7,720	7,449	6,536	14,150	6,072	2,885	1,299	0,604	56,839
1941/42	0,367	1,400	1,129	1,550	1,682	2,086	4,245	2,756	1,391	0,706	0,559	0,559	18,429
1942/43	0,637	0,535	0,799	2,074	2,319	2,091	2,187	1,580	0,853	0,440	0,302	0,395	14,211
1943/44	0,643	1,100	1,563	1,344	1,664	1,850	1,658	1,243	0,858	0,531	0,347	0,397	13,200
1944/45	0,822	0,819	1,015	1,015	0,970	1,034	0,804	0,551	0,448	0,368	0,320	0,232	8,397
1945/46	0,370	0,663	1,194	1,248	1,146	1,289	3,193	3,579	2,250	1,015	0,515	0,299	16,762
1946/47	0,250	0,538	1,754	1,988	4,407	5,831	3,391	2,639	1,730	0,873	0,478	0,551	24,431
1947/48	0,656	0,813	1,734	5,117	3,438	1,774	2,587	2,674	1,529	0,667	0,385	0,269	21,644
1948/49	0,363	0,548	1,223	1,706	1,373	3,811	2,644	1,697	1,034	0,585	0,337	2,454	17,774
1949/50	1,288	0,819	1,036	0,980	2,444	2,244	2,574	2,965	2,046	1,082	0,539	0,293	18,308
1950/51	0,414	0,504	1,840	4,867	8,471	10,929	7,071	6,349	3,970	2,002	0,970	0,656	48,043
1951/52	0,870	5,546	4,062	4,094	4,001	7,014	8,427	5,544	2,835	3,613	2,163	1,006	49,175
1952/53	0,800	1,384	3,022	3,400	5,802	3,543	7,153	4,202	4,079	2,270	0,988	0,985	37,630
1953/54	1,784	1,371	1,347	3,769	4,356	3,862	3,810	3,259	2,405	1,294	0,728	0,479	28,464
1954/55	0,290	0,931	0,838	2,071	4,756	4,397	2,809	1,566	1,340	0,996	0,544	0,319	20,856
1955/56	0,734	1,556	4,275	4,392	2,757	8,540	9,676	6,458	3,277	1,388	0,649	0,441	44,143
1956/57	0,753	2,515	2,012	1,180	1,564	1,522	2,333	1,977	2,164	1,336	0,624	0,348	18,327
1957/58	0,338	0,933	1,375	2,890	3,493	5,190	3,678	2,877	2,414	1,358	0,672	0,459	25,677
1958/59	0,476	1,116	5,165	4,178	2,305	5,425	3,957	4,272	3,348	1,980	1,304	1,695	35,221
1959/60	3,364	6,690	17,738	15,583	16,517	11,316	5,349	3,055	1,603	0,740	0,387	0,468	82,810
1960/61	2,735	3,735	12,082	7,887	4,494	2,292	2,028	2,060	1,405	0,808	0,457	0,434	40,416
1961/62	1,055	8,207	8,984	10,777	13,838	13,527	8,049	4,597	2,246	0,987	0,522	0,336	73,126
1962/63	0,401	0,967	2,427	3,999	4,292	6,279	4,774	2,569	1,582	0,964	0,493	0,918	29,665
1963/64	0,685	2,054	2,180	1,426	4,605	6,985	5,250	2,873	1,322	0,652	0,378	0,260	28,669
1964/65	0,420	0,571	1,106	2,129	2,136	3,406	3,088	1,800	0,808	0,384	0,226	1,394	17,468
1965/66	1,283	2,750	7,154	7,804	15,561	6,874	5,792	3,735	2,895	1,670	0,752	0,400	56,672
1966/67	4,059	8,872	5,405	4,407	3,562	3,707	3,053	4,313	2,572	1,262	0,659	0,384	42,255
1967/68	0,309	5,034	5,933	3,953	6,603	5,381	5,048	4,523	2,461	1,136	0,614	0,369	41,364
1968/69	0,268	0,384	0,672	1,002	1,517	4,552	5,162	5,113	3,019	1,414	0,663	2,353	26,117
1969/70	1,287	1,084	3,094	14,010	10,786	6,051	3,275	1,677	1,249	0,842	0,663	0,480	44,500
1970/71	0,432	0,577	0,456	1,250	1,238	2,155	6,302	9,480	5,378	3,031	1,548	0,736	32,582
1971/72	0,400	1,976	2,023	3,597	8,406	6,504	5,203	4,197	3,403	1,818	0,860	0,542	38,927
1972/73	1,406	1,142	0,920	2,478	4,756	3,078	2,520	3,914	2,335	1,060	0,610	0,467	24,687
1973/74	1,505	1,046	1,217	3,471	5,360	6,873	5,550	3,035	1,900	1,047	0,511	0,274	31,791
1974/75	1,295	2,981	1,916	2,581	2,066	2,777	5,267	4,984	2,930	1,267	0,655	0,460	29,180
1975/76	0,348	1,478	1,905	1,868	2,087	1,595	4,089	2,653	1,606	1,080	0,971	1,052	20,735
1976/77	0,713	1,083	1,896	2,234	3,979	2,823	2,262	4,017	5,996	3,855	1,857	0,809	31,525
1977/78	1,356	1,124	3,249	6,773	12,199	6,843	9,125	7,354	4,875	2,444	1,035	0,505	56,882
1978/79	0,625	0,799	3,981	7,795	16,291	13,308	7,305	4,482	2,453	1,287	0,627	0,469	59,421
1979/80	2,714	3,899	4,054	3,080	2,183	4,470	4,507	5,504	3,396	1,572	0,762	0,420	36,561
1980/81	0,537	1,089	2,494	2,740	2,352	2,548	3,119	2,383	1,247	0,609	0,361	0,383	19,862
1981/82	0,466	0,342	2,998	2,632	1,604	1,106	0,631	0,405	0,342	0,254	0,186	0,503	11,470
1982/83	0,579	2,827	8,554	3,916	4,596	4,930	14,293	6,490	3,098	1,540	2,847	1,891	55,562
1983/84	0,771	0,479	1,897	2,482	5,428	4,291	2,901	7,108	3,693	1,682	0,706	0,379	31,816
1984/85	1,290	6,798	3,842	2,562	2,799	2,770	4,452	6,192	3,749	1,737	0,888	0,447	37,526
1985/86	0,226	1,548	1,420	3,177	4,901	3,289	3,329	2,032	0,881	0,415	0,266	0,740	22,223
1986/87	0,604	0,335	0,546	1,609	2,631	2,495	2,140	1,409	0,976	0,803	0,522	0,335	14,405
1987/88	1,134	2,619	2,447	5,395	5,913	4,214	12,008	6,714	3,822	2,424	1,325	0,610	48,625
1988/89	0,421	0,302	0,223	0,240	0,496	0,529	2,052	1,627	0,783	0,406	0,292	0,268	7,639
1989/90	0,215	0,921	3,365	3,922	2,460	1,250	3,908	3,073	1,868	0,940	0,461	0,255	22,638
1990/91	0,385	0,765	1,432	1,424	1,611	3,131	3,507	2,865	1,649	0,710	0,370	0,573	18,423
1991/92	0,612	1,561	1,134	0,724	0,682	3,668	3,648	2,718	5,724	2,936	1,308	0,711	25,426
1992/93	3,847	2,395	2,442	1,632	2,514	2,519	3,672	3,370	2,600	1,414	0,813	0,668	27,886
1993/94	1,634	1,456	1,851	4,407	4,740	3,010	2,286	3,805	2,363	1,079	0,545	0,378	27,552
1994/95	0,592	0,989	1,709	3,901	5,845	3,650	2,040	1,687	1,072	0,620	0,397	0,277	22,779
1995/96	0,214	1,138	3,788	6,823	9,750	7,041	5,164	3,007	1,449	0,680	0,439	0,353	39,845
1996/97	0,323	1,259	6,182	6,680	3,868	1,839	0,911	2,273	2,800	2,813	2,217	1,257	32,422
1997/98	0,838	3,402	6,551	4,898	3,131	2,752	7,361	5,107	2,773	1,255	0,571	0,483	39,122
1998/99	0,563	0,836	0,934	1,504	2,020	1,764	2,005	2,033	1,248	0,651	0,382	0,404	14,344
1999/00	1,101	2,408	4,292	2,769	1,737	2,033	9,019	4,660	2,243	1,003	0,522	0,338	32,126
2000/01	0,813	2,972	4,555	11,654	7,645	10,260	5,264	2,754	1,379	0,685	0,423	0,248	48,652
2001/02	0,188	1,513	1,137	0,816	0,818	0,740	0,923	1,259	0,995	0,588	0,387	0,499	9,862
2002/03	0,998	1,694	6,305	12,340	9,311	4,926	7,158	3,889	1,775	0,797	0,428	0,280	49,900
2003/04	2,204	3,664	2,864	5,089	6,171	5,506	3,950	2,499	1,320	0,600	0,510	0,482	34,859
2004/05	0,721	1,517	5,838	4,828	4,390	3,664	4,025	2,552	1,210	0,576	0,297	0,178	29,798
2005/06	0,560	2,576	2,672	2,119	2,613	3,731	2,647	1,409	0,743	0,458	0,260	0,217	20,005

975. Río Moradillo bajo

1940/2005

(hm³)

Serie completa

	Oct	Nov	Dic	Ene	Feb	Mar	Abr	May	Jun	Jul	Ago	Sep	Total
Máximo	4,059	8,872	17,738	15,583	16,517	13,527	14,293	14,150	6,072	3,855	2,847	2,454	82,810
Mínimo	0,188	0,302	0,223	0,240	0,496	0,529	0,631	0,405	0,342	0,254	0,186	0,178	7,639
Media	0,943	1,953	3,132	3,955	4,654	4,369	4,457	3,630	2,292	1,248	0,707	0,593	31,934

Percentil 1%	0,205	0,323	0,374	0,555	0,617	0,666	0,743	0,500	0,411	0,328	0,212	0,203	8,132
Percentil 5%	0,232	0,408	0,703	0,985	1,014	1,142	1,106	1,296	0,789	0,408	0,273	0,250	11,903
Percentil 10%	0,300	0,537	0,927	1,214	1,445	1,559	2,034	1,573	0,869	0,495	0,311	0,268	14,375
Percentil 25%	0,404	0,823	1,254	1,746	2,099	2,256	2,602	2,113	1,321	0,670	0,389	0,341	20,188
Percentil 50%	0,650	1,315	2,017	3,128	3,715	3,666	3,859	3,021	2,105	1,031	0,544	0,460	29,423
Desviación típica	0,837	1,843	2,935	3,188	3,777	2,898	2,639	2,232	1,338	0,804	0,502	0,461	15,516
Coef. variación	0,887	0,944	0,937	0,806	0,812	0,663	0,592	0,615	0,584	0,644	0,709	0,777	0,486

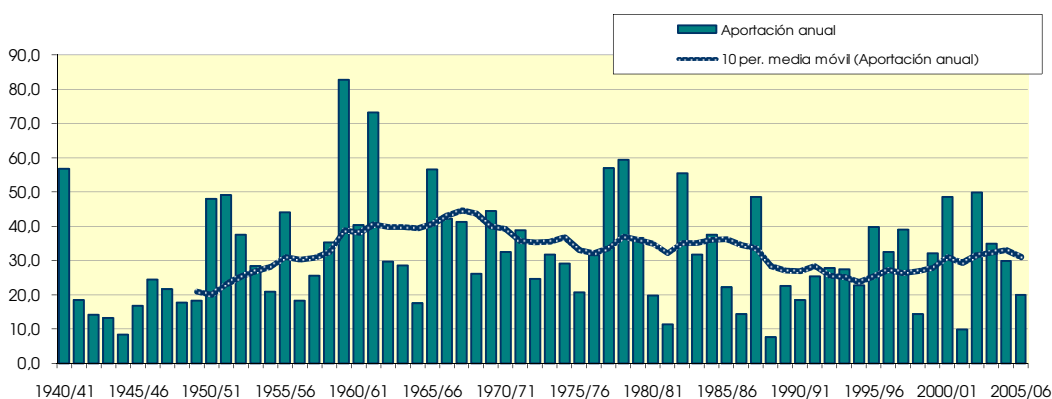
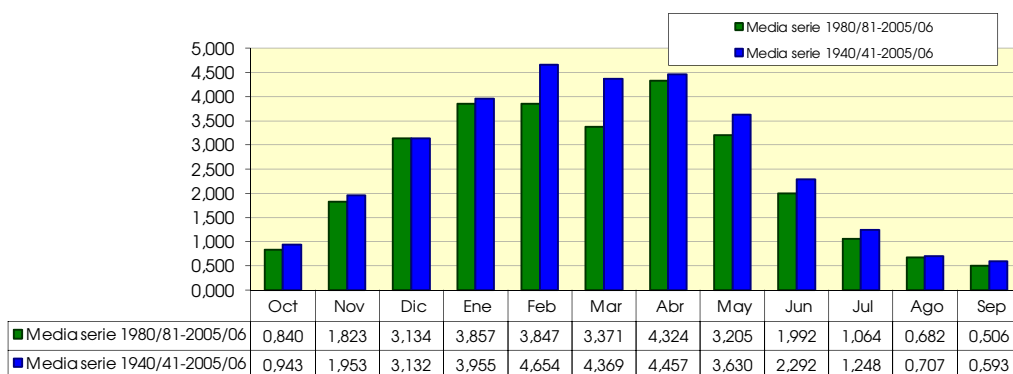
1980/2005

(hm³)

Serie para asignación y reserva

	Oct	Nov	Dic	Ene	Feb	Mar	Abr	May	Jun	Jul	Ago	Sep	Total
Máximo	3,847	6,798	8,554	12,340	9,750	10,260	14,293	7,108	5,724	2,936	2,847	1,891	55,562
Mínimo	0,188	0,302	0,223	0,240	0,496	0,529	0,631	0,405	0,342	0,254	0,186	0,178	7,639
Media	0,840	1,823	3,134	3,857	3,847	3,371	4,324	3,205	1,992	1,064	0,682	0,506	28,645

Percentil 1%	0,195	0,310	0,304	0,361	0,543	0,582	0,701	0,618	0,442	0,292	0,204	0,188	8,195
Percentil 5%	0,215	0,336	0,643	0,747	0,716	0,832	0,914	1,296	0,753	0,408	0,262	0,225	10,264
Percentil 10%	0,220	0,411	1,034	1,120	1,211	1,178	1,464	1,409	0,832	0,436	0,279	0,252	12,907
Percentil 25%	0,432	0,938	1,502	1,754	2,103	2,149	2,177	2,032	1,107	0,603	0,373	0,293	19,898
Percentil 50%	0,598	1,515	2,583	2,973	2,965	3,071	3,577	2,736	1,549	0,754	0,450	0,394	27,719
Desviación típica	0,769	1,397	2,124	2,969	2,505	2,066	3,287	1,817	1,252	0,730	0,620	0,360	13,027
Coef. variación	0,916	0,766	0,678	0,770	0,651	0,613	0,760	0,567	0,628	0,686	0,910	0,712	0,455



977. Río Rudrón bajo

(hm ²)	Oct	Nov	Dic	Ene	Feb	Mar	Abr	May	Jun	Jul	Ago	Sep	Total
1940/41	4.602	5.024	3.608	14.940	18.892	20.393	17.016	31.933	15.150	7.201	3.242	1.512	143.514
1941/42	0,926	3,711	2,829	3,726	4,231	5,598	11,042	7,056	3,508	1,778	1,398	1,395	47,197
1942/43	1,599	1,346	2,031	5,736	5,921	5,293	5,793	3,976	2,131	1,102	0,763	0,991	36,682
1943/44	1,625	2,777	3,904	3,341	4,137	4,580	4,125	3,113	2,140	1,328	0,874	0,989	32,933
1944/45	2,017	2,039	2,454	2,552	2,405	2,545	2,024	1,391	1,128	0,925	0,803	0,585	20,868
1945/46	0,927	1,656	3,002	3,122	2,847	3,234	7,443	8,947	5,651	2,537	1,292	0,752	41,411
1946/47	0,628	1,342	4,256	4,930	9,492	13,143	8,483	6,285	4,308	2,181	1,200	1,376	57,623
1947/48	1,633	2,021	4,248	11,659	8,590	4,412	5,752	6,357	3,821	1,666	0,965	0,675	51,800
1948/49	0,906	1,315	2,737	3,903	3,337	7,524	6,344	4,128	2,548	1,460	0,848	4,528	39,580
1949/50	3,187	1,991	2,405	2,327	5,191	5,390	5,878	6,955	5,031	2,686	1,345	0,734	43,120
1950/51	1,025	1,248	4,123	11,363	18,558	25,070	16,498	14,815	9,710	4,976	2,415	1,569	111,368
1951/52	2,202	15,442	9,907	9,370	9,425	17,214	21,002	14,505	7,325	8,755	5,370	2,492	123,008
1952/53	1,982	3,266	7,464	8,565	12,705	8,642	18,825	10,395	9,879	5,614	2,450	2,305	92,091
1953/54	4,827	3,411	3,303	8,392	10,558	9,360	9,106	8,138	5,983	3,211	1,817	1,196	69,302
1954/55	0,729	2,588	2,102	6,066	13,969	11,750	7,058	4,208	3,513	2,486	1,362	0,796	56,628
1955/56	1,831	4,964	11,807	14,227	7,095	26,096	26,487	16,698	8,230	3,455	1,620	1,082	123,593
1956/57	1,924	6,308	5,067	2,943	4,534	3,686	6,165	4,863	5,463	3,326	1,558	0,870	46,706
1957/58	0,840	2,226	3,302	7,307	8,227	12,732	9,196	7,231	6,135	3,407	1,684	1,133	63,421
1958/59	1,176	2,688	12,027	10,029	5,706	12,694	9,784	10,168	8,029	4,828	3,230	3,965	84,322
1959/60	8,478	13,440	44,997	37,681	39,913	28,084	13,352	7,658	4,031	1,858	0,974	1,107	201,574
1960/61	9,939	10,083	27,844	20,785	11,556	5,734	5,035	5,129	3,524	2,010	1,143	1,047	103,829
1961/62	2,719	18,707	24,624	26,342	32,249	33,098	19,521	11,407	5,569	2,456	1,307	0,842	178,841
1962/63	1,001	2,281	5,651	11,737	12,036	16,115	13,129	6,456	3,965	2,413	1,237	2,005	78,027
1963/64	1,705	5,165	5,670	3,573	12,691	19,110	13,484	7,204	3,295	1,626	0,948	0,653	75,124
1964/65	1,043	1,399	2,594	4,894	5,190	7,800	7,294	4,455	2,009	0,961	0,572	3,143	41,352
1965/66	3,226	6,631	17,354	19,791	41,218	17,001	15,332	9,436	7,140	4,148	1,874	1,003	144,154
1966/67	12,902	22,433	13,285	11,001	9,041	9,366	7,599	11,514	6,450	3,115	1,637	0,954	109,296
1967/68	0,771	11,536	13,941	9,701	17,027	13,529	13,558	11,473	6,150	2,831	1,529	0,922	102,968
1968/69	0,671	0,929	1,629	2,545	4,089	12,974	13,932	14,389	7,762	3,541	1,656	4,765	68,884
1969/70	3,190	2,532	6,510	31,378	24,219	14,635	8,074	4,153	3,028	2,090	1,646	1,196	102,650
1970/71	1,069	1,459	1,145	3,419	3,106	5,218	15,775	23,394	13,663	7,706	3,868	1,836	81,657
1971/72	1,000	4,754	4,977	10,007	21,402	16,668	12,305	10,813	8,301	4,524	2,142	1,353	98,245
1972/73	3,933	2,906	3,001	8,071	12,531	7,724	6,495	10,584	5,926	2,652	1,525	1,176	66,524
1973/74	3,627	2,696	3,629	12,390	14,565	17,647	13,577	7,761	4,938	2,630	1,281	0,690	85,430
1974/75	3,153	7,380	4,756	7,021	5,497	7,280	12,949	13,321	7,279	3,147	1,638	1,163	74,584
1975/76	0,880	4,305	4,709	4,861	5,393	3,964	10,373	6,609	3,938	2,720	2,431	2,568	52,750
1976/77	1,780	2,386	4,810	6,348	12,619	7,369	6,200	10,725	15,928	9,676	4,617	2,016	84,475
1977/78	4,313	2,819	12,416	18,654	35,261	18,066	23,326	17,684	12,943	6,078	2,576	1,262	155,399
1978/79	1,519	2,007	14,313	24,185	41,294	32,762	18,764	11,457	6,122	3,166	1,563	1,173	158,325
1979/80	8,127	10,261	10,754	8,324	5,749	12,457	12,834	14,727	8,585	3,926	1,903	1,053	98,701
1980/81	1,335	2,775	5,523	6,744	5,981	6,428	7,668	6,083	3,113	1,528	0,907	0,978	49,063
1981/82	1,168	0,856	9,143	6,482	4,233	2,763	1,576	1,030	0,863	0,641	0,470	1,252	30,478
1982/83	1,435	6,660	17,594	9,680	10,162	10,629	35,997	17,034	7,740	3,815	6,921	4,689	132,354
1983/84	1,912	1,235	6,383	6,277	13,887	12,615	7,249	15,130	9,456	4,192	1,758	0,950	81,044
1984/85	3,725	22,107	9,709	8,880	10,557	7,927	15,564	19,417	9,445	4,311	2,214	1,120	114,975
1985/86	0,569	3,731	4,204	9,501	15,772	8,691	9,146	5,098	2,198	1,038	0,671	1,805	62,425
1986/87	1,509	0,836	1,447	4,870	7,841	6,571	6,581	3,549	2,430	1,992	1,304	0,840	39,771
1987/88	3,011	6,235	6,804	18,547	17,636	10,562	29,666	17,680	9,915	6,409	3,323	1,528	131,316
1988/89	1,094	0,770	0,565	0,603	1,351	1,329	5,352	4,062	1,957	1,015	0,735	0,669	19,501
1989/90	0,538	2,295	11,974	11,435	6,358	3,148	9,822	7,942	4,612	2,341	1,152	0,641	62,257
1990/91	0,987	1,911	3,666	3,981	4,711	10,353	9,440	7,598	4,120	1,777	0,932	1,438	50,915
1991/92	1,536	3,997	2,824	1,823	2,193	9,937	9,506	6,922	13,988	7,319	3,253	1,763	65,060
1992/93	9,166	5,937	6,648	4,071	6,825	6,458	9,389	9,100	6,740	3,531	2,012	1,693	71,569
1993/94	5,273	3,743	4,757	14,354	13,707	7,528	5,606	11,096	5,934	2,696	1,363	0,940	76,999
1994/95	1,452	2,521	4,303	10,372	15,259	9,045	5,040	4,091	2,659	1,536	0,990	0,689	57,955
1995/96	0,537	3,451	12,197	24,027	27,199	19,356	13,614	7,853	3,632	1,700	1,094	0,877	115,536
1996/97	0,803	2,945	15,616	17,994	9,841	4,564	2,262	5,464	6,909	7,089	5,545	3,113	82,143
1997/98	2,151	9,760	18,245	13,293	8,231	7,119	18,765	13,347	6,994	3,127	1,426	1,224	103,682
1998/99	1,393	2,035	2,324	3,730	4,892	4,330	4,915	5,003	3,098	1,610	0,956	1,044	35,331
1999/00	3,632	6,617	11,559	7,178	4,582	5,465	24,517	12,166	5,601	2,494	1,298	0,844	85,954
2000/01	2,012	9,125	15,725	35,433	21,836	28,384	13,190	7,403	3,454	1,708	1,061	0,625	139,955
2001/02	0,484	3,482	2,820	2,074	2,087	1,971	2,392	3,170	2,497	1,454	0,965	1,196	24,592
2002/03	2,475	4,170	16,909	30,026	24,480	12,901	17,763	9,707	4,422	1,988	1,075	0,705	126,622
2003/04	6,704	9,662	7,219	12,304	14,741	14,312	10,021	6,315	3,287	1,501	1,292	1,304	88,662
2004/05	1,965	3,674	12,221	11,597	10,361	9,071	9,663	6,390	3,012	1,440	0,749	0,453	70,596
2005/06	1,445	5,758	6,501	5,348	6,897	10,162	6,850	3,528	1,847	1,149	0,655	0,543	50,683

977. Río Rudrón bajo

1940/2005

(hm³)

Serie completa

	Oct	Nov	Dic	Ene	Feb	Mar	Abr	May	Jun	Jul	Ago	Sep	Total
Máximo	12,902	22,433	44,997	37,681	41,294	33,098	35,997	31,933	15,928	9,676	6,921	4,765	201,574
Mínimo	0,484	0,770	0,565	0,603	1,351	1,329	1,576	1,030	0,863	0,641	0,470	0,453	19,501
Media	2,545	4,966	8,122	10,573	12,032	11,175	11,401	9,207	5,760	3,115	1,764	1,421	82,082

Percentil 1%	0,518	0,813	0,942	1,396	1,829	1,746	1,867	1,265	1,036	0,826	0,536	0,511	20,390
Percentil 5%	0,584	1,006	1,730	2,382	2,516	2,859	2,825	3,259	1,970	1,021	0,687	0,629	31,092
Percentil 10%	0,750	1,329	2,365	3,033	3,713	3,825	5,037	4,019	2,169	1,238	0,783	0,672	38,131
Percentil 25%	1,007	2,036	3,303	4,863	5,241	5,632	6,517	5,213	3,289	1,674	0,978	0,851	51,136
Percentil 50%	1,629	3,338	5,295	8,479	9,458	9,216	9,584	7,709	5,247	2,584	1,363	1,127	76,062
Desviación típica	2,479	4,754	7,408	8,305	9,602	7,404	6,775	5,456	3,406	2,008	1,237	0,969	39,746
Coef. variación	0,974	0,957	0,912	0,786	0,798	0,663	0,594	0,593	0,591	0,645	0,701	0,682	0,484

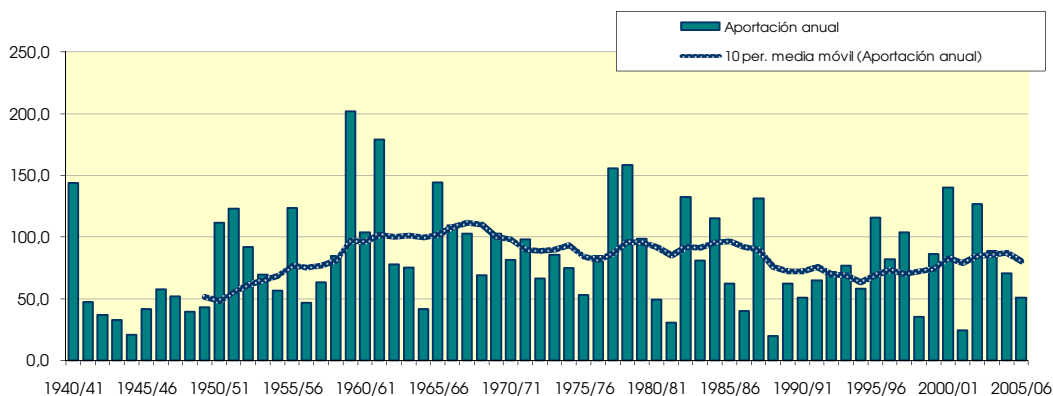
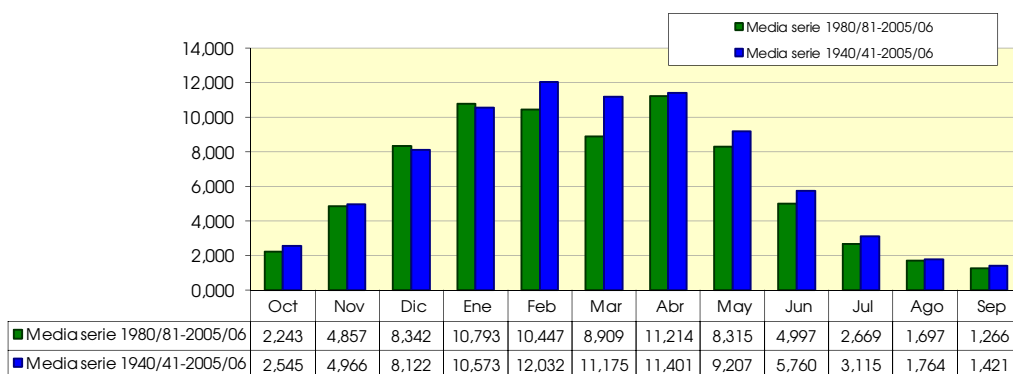
1980/2005

(hm³)

Serie para asignación y reserva

	Oct	Nov	Dic	Ene	Feb	Mar	Abr	May	Jun	Jul	Ago	Sep	Total
Máximo	9,166	22,107	18,245	35,433	27,199	28,384	35,997	19,417	13,988	7,319	6,921	4,689	139,955
Mínimo	0,484	0,770	0,565	0,603	1,351	1,329	1,576	1,030	0,863	0,641	0,470	0,453	19,501
Media	2,243	4,857	8,342	10,793	10,447	8,909	11,214	8,315	4,997	2,669	1,697	1,266	75,748

Percentil 1%	0,497	0,787	0,786	0,908	1,535	1,489	1,747	1,565	1,109	0,735	0,516	0,475	20,774
Percentil 5%	0,537	0,841	1,666	1,886	2,113	2,169	2,294	3,259	1,875	1,021	0,659	0,563	26,063
Percentil 10%	0,553	1,046	2,572	2,902	3,213	2,956	3,654	3,539	2,077	1,094	0,703	0,633	32,905
Percentil 25%	1,113	2,351	4,229	4,989	5,164	5,706	5,850	5,027	2,747	1,508	0,938	0,739	50,741
Percentil 50%	1,480	3,703	6,726	9,190	9,036	8,309	9,414	7,162	3,876	1,883	1,123	1,011	71,083
Desviación típica	2,043	4,385	5,350	8,551	6,880	5,691	8,349	4,861	3,137	1,855	1,522	0,890	35,097
Coef. variación	0,911	0,903	0,641	0,792	0,659	0,639	0,745	0,585	0,628	0,695	0,897	0,703	0,463



979. Embalse de Fuente Jimeno

(hm ³)	Oct	Nov	Dic	Ene	Feb	Mar	Abr	May	Jun	Jul	Ago	Sep	Total
1940/41	0,000	0,000	0,001	0,025	0,032	0,027	0,034	0,116	0,022	0,000	0,000	0,000	0,257
1941/42	0,000	0,000	0,000	0,008	0,002	0,002	0,025	0,001	0,000	0,000	0,000	0,000	0,038
1942/43	0,000	0,000	0,000	0,000	0,000	0,000	0,000	0,000	0,000	0,000	0,000	0,000	0,000
1943/44	0,000	0,000	0,000	0,000	0,000	0,000	0,000	0,000	0,000	0,000	0,000	0,000	0,000
1944/45	0,000	0,000	0,000	0,020	0,002	0,002	0,000	0,000	0,000	0,000	0,000	0,000	0,024
1945/46	0,000	0,000	0,000	0,000	0,000	0,000	0,026	0,008	0,000	0,000	0,000	0,000	0,035
1946/47	0,000	0,000	0,001	0,000	0,020	0,031	0,008	0,011	0,001	0,000	0,000	0,000	0,072
1947/48	0,000	0,000	0,001	0,051	0,004	0,001	0,036	0,010	0,000	0,000	0,000	0,000	0,102
1948/49	0,000	0,000	0,000	0,000	0,000	0,000	0,001	0,001	0,000	0,000	0,000	0,006	0,008
1949/50	0,000	0,000	0,000	0,000	0,001	0,001	0,009	0,001	0,000	0,000	0,000	0,000	0,013
1950/51	0,000	0,000	0,000	0,003	0,007	0,019	0,019	0,006	0,008	0,003	0,000	0,000	0,066
1951/52	0,000	0,000	0,000	0,002	0,004	0,035	0,044	0,005	0,001	0,035	0,000	0,000	0,126
1952/53	0,000	0,000	0,000	0,001	0,005	0,000	0,013	0,000	0,004	0,000	0,000	0,000	0,023
1953/54	0,000	0,000	0,000	0,005	0,007	0,007	0,006	0,011	0,001	0,000	0,000	0,000	0,037
1954/55	0,000	0,000	0,000	0,000	0,009	0,004	0,005	0,001	0,002	0,000	0,000	0,000	0,022
1955/56	0,000	0,000	0,007	0,018	0,000	0,063	0,104	0,042	0,002	0,000	0,000	0,000	0,236
1956/57	0,000	0,000	0,000	0,001	0,009	0,002	0,005	0,004	0,011	0,000	0,000	0,000	0,032
1957/58	0,000	0,000	0,000	0,003	0,004	0,010	0,004	0,002	0,001	0,000	0,000	0,000	0,024
1958/59	0,000	0,000	0,029	0,006	0,003	0,069	0,025	0,055	0,043	0,046	0,007	0,047	0,328
1959/60	0,040	0,090	0,191	0,105	0,095	0,060	0,008	0,010	0,000	0,000	0,000	0,000	0,599
1960/61	0,001	0,001	0,063	0,055	0,024	0,011	0,021	0,021	0,008	0,000	0,000	0,000	0,206
1961/62	0,000	0,039	0,017	0,081	0,077	0,071	0,067	0,031	0,011	0,000	0,000	0,000	0,393
1962/63	0,000	0,000	0,002	0,009	0,014	0,024	0,014	0,001	0,005	0,001	0,000	0,000	0,071
1963/64	0,000	0,000	0,001	0,000	0,010	0,019	0,035	0,006	0,000	0,000	0,000	0,000	0,071
1964/65	0,000	0,000	0,000	0,001	0,002	0,015	0,021	0,002	0,000	0,000	0,000	0,000	0,041
1965/66	0,000	0,001	0,014	0,016	0,048	0,031	0,039	0,014	0,021	0,000	0,000	0,000	0,183
1966/67	0,001	0,021	0,010	0,021	0,031	0,018	0,034	0,044	0,005	0,006	0,000	0,000	0,189
1967/68	0,000	0,014	0,005	0,012	0,047	0,030	0,033	0,026	0,008	0,000	0,000	0,000	0,174
1968/69	0,000	0,000	0,000	0,000	0,001	0,005	0,016	0,010	0,001	0,000	0,000	0,000	0,035
1969/70	0,000	0,000	0,004	0,141	0,087	0,039	0,017	0,002	0,020	0,000	0,000	0,000	0,310
1970/71	0,000	0,000	0,000	0,000	0,000	0,000	0,002	0,029	0,000	0,000	0,000	0,000	0,031
1971/72	0,000	0,000	0,000	0,006	0,042	0,031	0,015	0,018	0,010	0,000	0,000	0,000	0,122
1972/73	0,000	0,000	0,000	0,000	0,001	0,000	0,002	0,002	0,000	0,000	0,000	0,000	0,005
1973/74	0,000	0,000	0,000	0,000	0,002	0,007	0,035	0,009	0,006	0,000	0,000	0,000	0,058
1974/75	0,000	0,000	0,000	0,000	0,000	0,007	0,026	0,011	0,000	0,000	0,000	0,000	0,045
1975/76	0,000	0,002	0,000	0,000	0,001	0,000	0,013	0,000	0,000	0,002	0,000	0,000	0,018
1976/77	0,000	0,000	0,000	0,002	0,006	0,001	0,000	0,023	0,055	0,006	0,000	0,000	0,093
1977/78	0,001	0,000	0,006	0,096	0,076	0,026	0,084	0,033	0,003	0,000	0,000	0,000	0,325
1978/79	0,000	0,000	0,000	0,053	0,047	0,060	0,009	0,006	0,001	0,000	0,000	0,000	0,177
1979/80	0,000	0,001	0,001	0,000	0,001	0,034	0,024	0,019	0,010	0,000	0,000	0,000	0,089
1980/81	0,000	0,000	0,000	0,002	0,000	0,001	0,004	0,000	0,000	0,000	0,000	0,000	0,006
1981/82	0,000	0,000	0,000	0,000	0,000	0,000	0,000	0,000	0,000	0,000	0,000	0,000	0,000
1982/83	0,000	0,000	0,002	0,000	0,002	0,001	0,044	0,000	0,000	0,000	0,032	0,000	0,081
1983/84	0,000	0,000	0,010	0,000	0,037	0,037	0,017	0,026	0,014	0,000	0,000	0,000	0,141
1984/85	0,000	0,012	0,000	0,002	0,001	0,006	0,019	0,028	0,000	0,008	0,000	0,000	0,077
1985/86	0,000	0,000	0,000	0,000	0,003	0,001	0,002	0,000	0,000	0,000	0,000	0,000	0,006
1986/87	0,000	0,000	0,000	0,000	0,001	0,000	0,002	0,000	0,000	0,000	0,000	0,000	0,003
1987/88	0,000	0,001	0,001	0,010	0,015	0,002	0,128	0,017	0,008	0,002	0,000	0,000	0,184
1988/89	0,000	0,000	0,000	0,000	0,000	0,000	0,002	0,000	0,000	0,001	0,000	0,000	0,003
1989/90	0,000	0,000	0,001	0,004	0,001	0,000	0,019	0,009	0,000	0,000	0,000	0,000	0,033
1990/91	0,000	0,000	0,000	0,000	0,002	0,002	0,035	0,000	0,000	0,000	0,000	0,000	0,040
1991/92	0,000	0,000	0,000	0,000	0,000	0,000	0,000	0,000	0,019	0,000	0,000	0,000	0,020
1992/93	0,004	0,000	0,000	0,000	0,002	0,003	0,009	0,007	0,005	0,000	0,000	0,000	0,030
1993/94	0,000	0,000	0,000	0,003	0,004	0,001	0,000	0,001	0,000	0,000	0,000	0,000	0,009
1994/95	0,000	0,000	0,000	0,006	0,021	0,004	0,000	0,003	0,000	0,000	0,000	0,000	0,034
1995/96	0,000	0,000	0,001	0,009	0,016	0,013	0,018	0,000	0,000	0,000	0,000	0,000	0,056
1996/97	0,000	0,000	0,013	0,033	0,001	0,000	0,000	0,007	0,002	0,004	0,002	0,000	0,061
1997/98	0,000	0,006	0,036	0,000	0,005	0,007	0,025	0,009	0,000	0,000	0,000	0,000	0,088
1998/99	0,000	0,000	0,000	0,000	0,000	0,000	0,000	0,000	0,000	0,000	0,000	0,000	0,000
1999/00	0,000	0,000	0,000	0,000	0,000	0,000	0,001	0,000	0,000	0,000	0,000	0,000	0,001
2000/01	0,000	0,000	0,000	0,022	0,001	0,041	0,000	0,000	0,000	0,000	0,000	0,000	0,064
2001/02	0,000	0,000	0,000	0,000	0,000	0,000	0,000	0,000	0,000	0,000	0,000	0,000	0,000
2002/03	0,000	0,000	0,003	0,048	0,042	0,003	0,018	0,005	0,000	0,000	0,000	0,000	0,119
2003/04	0,000	0,000	0,000	0,004	0,014	0,015	0,008	0,005	0,000	0,000	0,000	0,000	0,046
2004/05	0,000	0,000	0,000	0,001	0,007	0,002	0,016	0,000	0,000	0,000	0,000	0,000	0,026
2005/06	0,000	0,002	0,000	0,001	0,006	0,007	0,004	0,000	0,000	0,000	0,000	0,000	0,019

979. Embalse de Fuente Jimeno

1940/2005
(hm³)

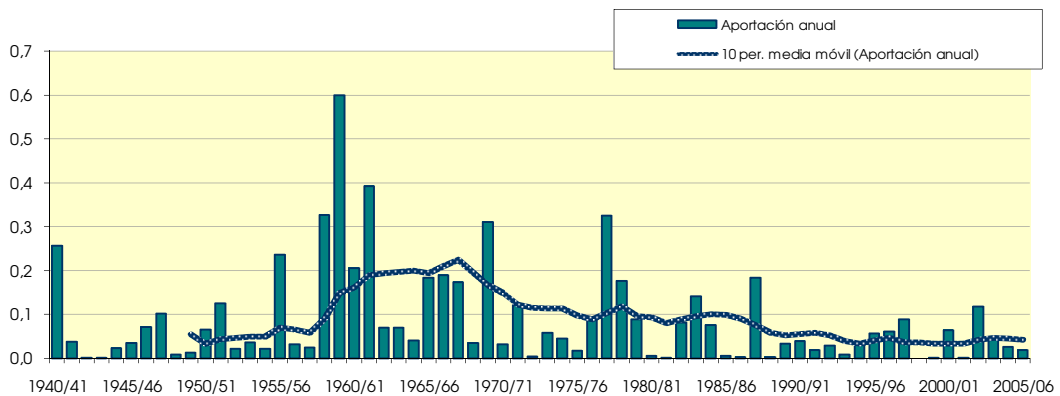
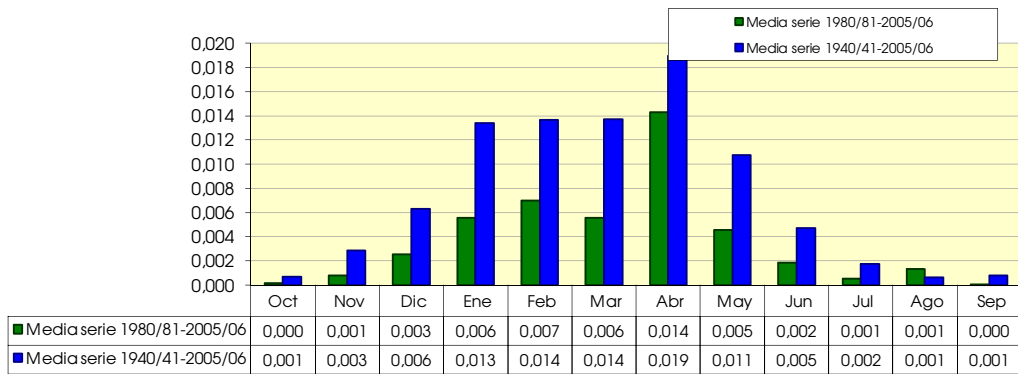
Serie completa

	Oct	Nov	Dic	Ene	Feb	Mar	Abr	May	Jun	Jul	Ago	Sep	Total
Máximo	0,040	0,090	0,191	0,141	0,095	0,071	0,128	0,116	0,055	0,046	0,032	0,047	0,599
Mínimo	0,000	0,000	0,000	0,000	0,000	0,000	0,000	0,000	0,000	0,000	0,000	0,000	0,000
Media	0,001	0,003	0,006	0,013	0,014	0,014	0,019	0,011	0,005	0,002	0,001	0,001	0,088
Percentil 1%	0,000	0,000	0,000	0,000	0,000	0,000	0,000	0,000	0,000	0,000	0,000	0,000	0,000
Percentil 5%	0,000	0,000	0,000	0,000	0,000	0,000	0,000	0,000	0,000	0,000	0,000	0,000	0,000
Percentil 10%	0,000	0,000	0,000	0,000	0,000	0,000	0,000	0,000	0,000	0,000	0,000	0,000	0,003
Percentil 25%	0,000	0,000	0,000	0,000	0,001	0,000	0,002	0,000	0,000	0,000	0,000	0,000	0,020
Percentil 50%	0,000	0,000	0,000	0,001	0,003	0,004	0,013	0,005	0,000	0,000	0,000	0,000	0,043
Desviación típica	0,005	0,012	0,025	0,028	0,022	0,019	0,024	0,018	0,010	0,007	0,004	0,006	0,111
Coef. variación	7,033	4,281	3,972	2,063	1,640	1,381	1,268	1,669	2,068	4,146	6,420	7,210	1,261

1980/2005
(hm³)

Serie para asignación y reserva

	Oct	Nov	Dic	Ene	Feb	Mar	Abr	May	Jun	Jul	Ago	Sep	Total
Máximo	0,004	0,012	0,036	0,048	0,042	0,041	0,128	0,028	0,019	0,008	0,032	0,000	0,184
Mínimo	0,000	0,000	0,000	0,000	0,000	0,000	0,000	0,000	0,000	0,000	0,000	0,000	0,000
Media	0,000	0,001	0,003	0,006	0,007	0,006	0,014	0,005	0,002	0,001	0,001	0,000	0,044
Percentil 1%	0,000	0,000	0,000	0,000	0,000	0,000	0,000	0,000	0,000	0,000	0,000	0,000	0,000
Percentil 5%	0,000	0,000	0,000	0,000	0,000	0,000	0,000	0,000	0,000	0,000	0,000	0,000	0,000
Percentil 10%	0,000	0,000	0,000	0,000	0,000	0,000	0,000	0,000	0,000	0,000	0,000	0,000	0,000
Percentil 25%	0,000	0,000	0,000	0,000	0,000	0,000	0,000	0,000	0,000	0,000	0,000	0,000	0,006
Percentil 50%	0,000	0,000	0,000	0,000	0,002	0,002	0,004	0,000	0,000	0,000	0,000	0,000	0,031
Desviación típica	0,001	0,003	0,007	0,011	0,011	0,011	0,026	0,008	0,005	0,002	0,006	0,000	0,048
Coef. variación	4,558	3,252	2,941	2,064	1,618	1,901	1,822	1,747	2,543	3,176	4,768	5,099	1,081



980. Embalse de Fuente de la Ollita

(hm ²)	Oct	Nov	Dic	Ene	Feb	Mar	Abr	May	Jun	Jul	Ago	Sep	Total
1940/41	0.016	0.014	0.011	0.174	0.144	0.147	0.143	0.344	0.154	0.031	0.001	0.001	1.180
1941/42	0.000	0.004	0.001	0.017	0.002	0.007	0.089	0.023	0.034	0.002	0.001	0.001	0.182
1942/43	0.001	0.001	0.001	0.015	0.002	0.002	0.018	0.001	0.001	0.001	0.001	0.005	0.048
1943/44	0.003	0.001	0.009	0.012	0.008	0.015	0.033	0.017	0.003	0.001	0.001	0.001	0.104
1944/45	0.001	0.001	0.001	0.001	0.005	0.007	0.007	0.001	0.001	0.001	0.001	0.000	0.026
1945/46	0.000	0.001	0.006	0.009	0.001	0.014	0.136	0.178	0.024	0.001	0.001	0.001	0.371
1946/47	0.000	0.000	0.001	0.002	0.086	0.234	0.037	0.058	0.033	0.001	0.001	0.001	0.454
1947/48	0.001	0.001	0.007	0.183	0.014	0.011	0.064	0.057	0.003	0.001	0.001	0.000	0.341
1948/49	0.000	0.000	0.001	0.001	0.000	0.002	0.003	0.002	0.002	0.001	0.001	0.060	0.074
1949/50	0.001	0.001	0.001	0.004	0.022	0.023	0.007	0.077	0.133	0.002	0.001	0.000	0.272
1950/51	0.000	0.001	0.001	0.022	0.067	0.151	0.043	0.123	0.079	0.009	0.001	0.001	0.497
1951/52	0.000	0.023	0.005	0.052	0.042	0.309	0.130	0.123	0.061	0.095	0.002	0.001	0.843
1952/53	0.001	0.001	0.006	0.006	0.020	0.021	0.058	0.003	0.066	0.002	0.001	0.001	0.186
1953/54	0.007	0.001	0.001	0.007	0.004	0.021	0.010	0.037	0.019	0.001	0.001	0.000	0.108
1954/55	0.000	0.005	0.001	0.051	0.204	0.065	0.109	0.027	0.043	0.003	0.063	0.001	0.571
1955/56	0.001	0.002	0.102	0.174	0.002	0.241	0.304	0.091	0.039	0.001	0.001	0.001	0.957
1956/57	0.000	0.001	0.001	0.001	0.003	0.021	0.019	0.003	0.012	0.002	0.001	0.001	0.063
1957/58	0.000	0.000	0.001	0.019	0.014	0.130	0.073	0.024	0.043	0.002	0.007	0.001	0.315
1958/59	0.001	0.000	0.027	0.013	0.003	0.086	0.053	0.116	0.114	0.004	0.004	0.039	0.459
1959/60	0.007	0.105	0.264	0.252	0.281	0.199	0.046	0.051	0.052	0.006	0.001	0.001	1.263
1960/61	0.072	0.058	0.136	0.132	0.072	0.052	0.043	0.111	0.007	0.011	0.001	0.001	0.695
1961/62	0.002	0.035	0.131	0.187	0.098	0.289	0.087	0.076	0.006	0.001	0.001	0.001	0.913
1962/63	0.001	0.001	0.002	0.135	0.132	0.156	0.106	0.014	0.167	0.010	0.001	0.001	0.725
1963/64	0.001	0.035	0.072	0.036	0.181	0.165	0.132	0.029	0.028	0.001	0.001	0.001	0.682
1964/65	0.001	0.000	0.000	0.003	0.004	0.051	0.028	0.016	0.001	0.000	0.000	0.066	0.171
1965/66	0.038	0.100	0.111	0.314	0.285	0.074	0.179	0.025	0.022	0.002	0.001	0.001	1.151
1966/67	0.045	0.072	0.007	0.124	0.119	0.111	0.131	0.099	0.126	0.001	0.001	0.001	0.835
1967/68	0.001	0.071	0.007	0.041	0.155	0.083	0.213	0.094	0.014	0.001	0.001	0.001	0.681
1968/69	0.001	0.001	0.001	0.001	0.001	0.130	0.018	0.068	0.026	0.001	0.001	0.001	0.250
1969/70	0.001	0.001	0.001	0.101	0.010	0.005	0.002	0.001	0.004	0.001	0.001	0.000	0.128
1970/71	0.000	0.005	0.001	0.039	0.005	0.038	0.202	0.266	0.192	0.031	0.002	0.001	0.780
1971/72	0.001	0.001	0.001	0.045	0.180	0.185	0.058	0.078	0.122	0.002	0.010	0.001	0.684
1972/73	0.015	0.011	0.060	0.160	0.081	0.060	0.045	0.168	0.089	0.009	0.002	0.001	0.699
1973/74	0.000	0.000	0.001	0.014	0.014	0.114	0.117	0.056	0.186	0.004	0.001	0.001	0.509
1974/75	0.000	0.007	0.001	0.016	0.013	0.029	0.081	0.090	0.004	0.001	0.001	0.001	0.243
1975/76	0.000	0.001	0.001	0.001	0.002	0.001	0.072	0.002	0.001	0.001	0.001	0.001	0.084
1976/77	0.001	0.001	0.031	0.086	0.121	0.059	0.059	0.111	0.241	0.030	0.002	0.001	0.741
1977/78	0.011	0.001	0.076	0.216	0.269	0.147	0.257	0.121	0.042	0.002	0.001	0.001	1.144
1978/79	0.000	0.000	0.043	0.272	0.306	0.309	0.065	0.043	0.004	0.007	0.001	0.005	1.054
1979/80	0.033	0.026	0.043	0.049	0.036	0.197	0.104	0.218	0.066	0.005	0.001	0.001	0.779
1980/81	0.001	0.003	0.005	0.009	0.016	0.017	0.111	0.026	0.001	0.001	0.000	0.000	0.190
1981/82	0.000	0.000	0.050	0.003	0.004	0.001	0.001	0.007	0.001	0.001	0.000	0.001	0.070
1982/83	0.001	0.012	0.062	0.002	0.019	0.008	0.161	0.061	0.006	0.006	0.070	0.002	0.409
1983/84	0.000	0.001	0.017	0.007	0.055	0.095	0.048	0.141	0.033	0.003	0.001	0.000	0.401
1984/85	0.001	0.130	0.012	0.150	0.120	0.084	0.112	0.105	0.039	0.013	0.001	0.001	0.768
1985/86	0.000	0.004	0.003	0.009	0.136	0.038	0.072	0.021	0.001	0.001	0.001	0.005	0.290
1986/87	0.001	0.001	0.001	0.032	0.039	0.039	0.087	0.003	0.001	0.001	0.001	0.001	0.207
1987/88	0.018	0.009	0.014	0.114	0.060	0.048	0.363	0.124	0.120	0.017	0.001	0.000	0.890
1988/89	0.000	0.000	0.000	0.000	0.001	0.001	0.065	0.047	0.001	0.001	0.001	0.001	0.117
1989/90	0.000	0.001	0.054	0.064	0.028	0.011	0.159	0.079	0.074	0.001	0.001	0.000	0.472
1990/91	0.001	0.002	0.005	0.014	0.065	0.100	0.131	0.018	0.001	0.001	0.001	0.001	0.339
1991/92	0.000	0.001	0.000	0.000	0.000	0.022	0.072	0.035	0.218	0.004	0.002	0.001	0.355
1992/93	0.018	0.002	0.019	0.001	0.030	0.047	0.091	0.131	0.068	0.002	0.001	0.001	0.409
1993/94	0.021	0.002	0.009	0.095	0.108	0.033	0.033	0.072	0.017	0.001	0.001	0.001	0.393
1994/95	0.001	0.013	0.021	0.073	0.106	0.053	0.018	0.030	0.033	0.002	0.001	0.001	0.351
1995/96	0.000	0.001	0.154	0.240	0.097	0.140	0.108	0.068	0.007	0.001	0.001	0.001	0.817
1996/97	0.000	0.006	0.139	0.185	0.053	0.016	0.011	0.094	0.085	0.034	0.043	0.001	0.668
1997/98	0.001	0.125	0.219	0.082	0.068	0.045	0.123	0.066	0.026	0.001	0.001	0.004	0.761
1998/99	0.001	0.000	0.000	0.008	0.012	0.016	0.048	0.029	0.003	0.007	0.000	0.000	0.125
1999/00	0.008	0.003	0.027	0.008	0.014	0.019	0.193	0.035	0.006	0.002	0.001	0.001	0.316
2000/01	0.000	0.048	0.073	0.397	0.132	0.405	0.034	0.028	0.001	0.001	0.001	0.001	1.120
2001/02	0.001	0.000	0.000	0.000	0.002	0.003	0.064	0.024	0.022	0.001	0.001	0.001	0.119
2002/03	0.024	0.041	0.092	0.189	0.182	0.075	0.160	0.074	0.003	0.001	0.001	0.001	0.842
2003/04	0.033	0.008	0.028	0.075	0.079	0.158	0.111	0.052	0.031	0.001	0.001	0.000	0.577
2004/05	0.001	0.000	0.019	0.008	0.018	0.027	0.067	0.030	0.001	0.001	0.000	0.000	0.173
2005/06	0.036	0.064	0.039	0.052	0.094	0.105	0.117	0.032	0.026	0.001	0.000	0.000	0.565

980. Embalse de Fuente de la Ojilla

1940/2005
(hm³)

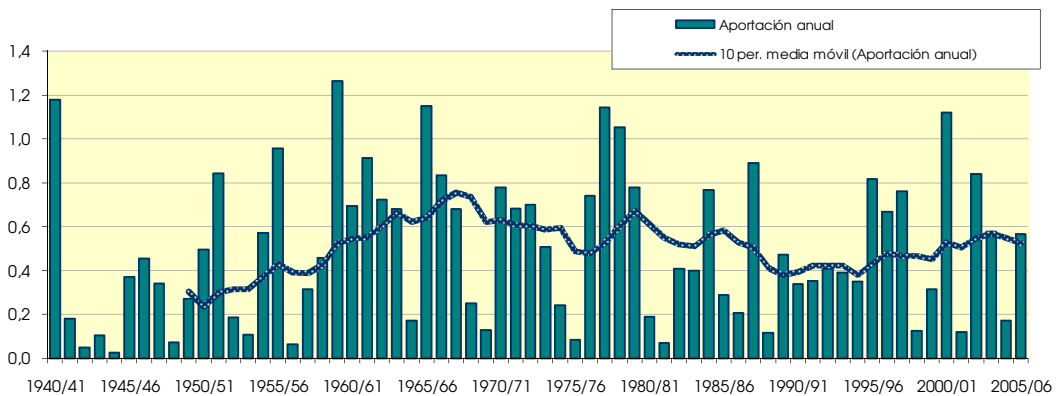
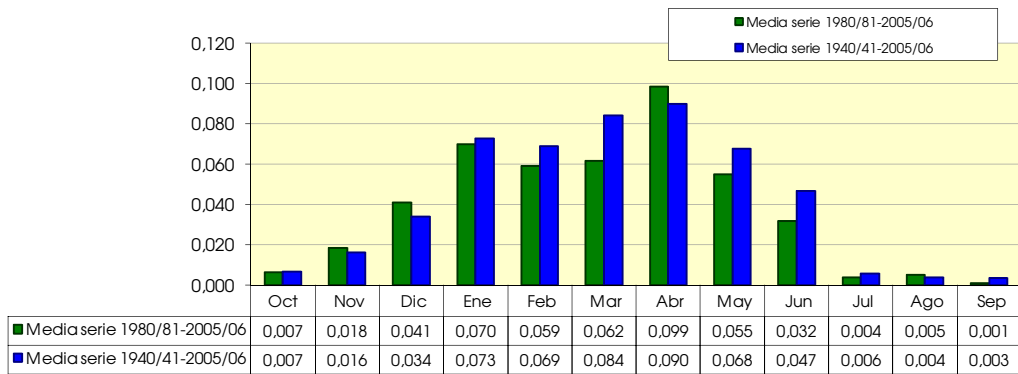
Serie completa

	Oct	Nov	Dic	Ene	Feb	Mar	Abr	May	Jun	Jul	Ago	Sep	Total
Máximo	0,072	0,130	0,264	0,397	0,306	0,405	0,363	0,344	0,241	0,095	0,070	0,066	1,263
Mínimo	0,000	0,000	0,000	0,000	0,000	0,001	0,001	0,001	0,001	0,000	0,000	0,000	0,026
Media	0,007	0,016	0,034	0,073	0,069	0,084	0,090	0,068	0,047	0,006	0,004	0,003	0,500
Percentil 1%	0,000	0,000	0,000	0,000	0,000	0,001	0,001	0,001	0,001	0,001	0,000	0,000	0,041
Percentil 5%	0,000	0,000	0,000	0,001	0,001	0,002	0,007	0,002	0,001	0,001	0,000	0,000	0,071
Percentil 10%	0,000	0,000	0,001	0,001	0,002	0,006	0,015	0,003	0,001	0,001	0,001	0,000	0,106
Percentil 25%	0,000	0,001	0,001	0,007	0,006	0,018	0,043	0,024	0,004	0,001	0,001	0,001	0,194
Percentil 50%	0,001	0,001	0,007	0,034	0,037	0,052	0,072	0,054	0,026	0,001	0,001	0,001	0,432
Desviación típica	0,013	0,031	0,054	0,090	0,079	0,089	0,072	0,064	0,059	0,013	0,012	0,012	0,334
Coef. variación	2,043	1,924	1,601	1,239	1,143	1,057	0,796	0,950	1,260	2,287	3,341	3,416	0,669

1980/2005
(hm³)

Serie para asignación y reserva

	Oct	Nov	Dic	Ene	Feb	Mar	Abr	May	Jun	Jul	Ago	Sep	Total
Máximo	0,036	0,130	0,219	0,397	0,182	0,405	0,363	0,141	0,218	0,034	0,070	0,005	1,120
Mínimo	0,000	0,000	0,000	0,000	0,000	0,001	0,001	0,003	0,001	0,001	0,000	0,000	0,070
Media	0,007	0,018	0,041	0,070	0,059	0,062	0,099	0,055	0,032	0,004	0,005	0,001	0,451
Percentil 1%	0,000	0,000	0,000	0,000	0,000	0,001	0,003	0,004	0,001	0,001	0,000	0,000	0,082
Percentil 5%	0,000	0,000	0,000	0,000	0,001	0,002	0,013	0,010	0,001	0,001	0,000	0,000	0,117
Percentil 10%	0,000	0,000	0,000	0,001	0,003	0,006	0,026	0,019	0,001	0,001	0,000	0,000	0,122
Percentil 25%	0,000	0,001	0,005	0,007	0,016	0,016	0,052	0,028	0,001	0,001	0,001	0,000	0,228
Percentil 50%	0,001	0,002	0,019	0,023	0,054	0,038	0,089	0,041	0,012	0,001	0,001	0,001	0,397
Desviación típica	0,011	0,036	0,055	0,096	0,050	0,082	0,073	0,038	0,049	0,007	0,016	0,001	0,280
Coef. variación	1,693	1,961	1,343	1,370	0,847	1,329	0,745	0,699	1,539	1,843	3,130	1,197	0,621



982. Río Oca aguas arriba de embalse de Alba

(hm ³)	Oct	Nov	Dic	Ene	Feb	Mar	Abr	May	Jun	Jul	Ago	Sep	Total
1940/41	0.469	0.343	0.449	0.810	1.505	1.194	1.170	2.402	1.444	0.823	0.547	0.464	11.620
1941/42	0.242	0.246	0.234	0.735	0.238	0.449	0.955	0.527	0.766	0.381	0.260	0.236	5.269
1942/43	0.172	0.115	0.280	0.536	0.313	0.252	0.285	0.200	0.176	0.220	0.143	0.156	2.847
1943/44	0.100	0.103	0.235	0.195	0.127	0.248	0.345	0.297	0.278	0.230	0.140	0.147	2.446
1944/45	0.134	0.147	0.387	0.163	0.297	0.350	0.211	0.269	0.177	0.192	0.300	0.177	2.803
1945/46	0.105	0.100	0.425	0.200	0.127	0.196	1.215	1.232	0.409	0.421	0.258	0.212	4.901
1946/47	0.106	0.074	0.147	0.243	1.036	2.073	0.409	0.768	0.479	0.378	0.260	0.286	6.259
1947/48	0.155	0.181	1.227	3.334	0.449	0.542	0.781	1.135	0.258	0.295	0.183	0.154	8.693
1948/49	0.086	0.070	0.175	0.120	0.106	0.528	0.281	0.351	0.311	0.346	0.223	0.580	3.177
1949/50	0.163	0.203	0.307	0.188	0.446	0.369	0.336	0.645	0.646	0.299	0.187	0.156	3.945
1950/51	0.088	0.101	0.521	0.641	1.145	1.807	0.812	1.036	1.160	0.560	0.368	0.304	8.544
1951/52	0.225	1.492	0.671	0.617	0.601	2.628	0.855	0.723	0.431	2.047	0.371	0.277	10.940
1952/53	0.188	0.258	0.452	0.317	0.494	0.262	0.408	0.186	0.847	0.298	0.183	0.159	4.052
1953/54	0.374	0.157	0.214	0.224	0.494	0.862	0.280	0.635	0.529	0.424	0.273	0.226	4.692
1954/55	0.121	0.140	0.129	0.490	0.910	0.459	0.386	0.409	0.497	0.403	0.264	0.242	4.450
1955/56	0.186	0.185	0.918	0.742	0.245	1.666	1.392	0.931	0.576	0.508	0.319	0.289	7.957
1956/57	0.163	0.186	0.234	0.169	0.514	0.449	0.261	0.576	0.739	0.465	0.282	0.232	4.270
1957/58	0.124	0.110	0.185	0.331	0.420	1.403	0.448	0.410	0.825	0.393	0.235	0.201	5.086
1958/59	0.190	0.168	2.392	0.921	0.417	1.924	0.978	1.096	0.613	0.444	0.428	0.931	10.501
1959/60	1.191	1.406	5.062	2.015	2.109	2.547	0.828	0.972	0.492	0.373	0.237	0.219	17.452
1960/61	1.876	1.833	2.908	1.030	0.601	0.452	0.583	0.845	0.404	0.438	0.247	0.247	11.464
1961/62	0.403	1.353	2.051	1.910	1.067	2.084	0.995	0.799	0.687	0.624	0.400	0.314	12.688
1962/63	0.246	0.168	0.183	1.040	0.516	1.239	0.813	0.495	0.688	0.368	0.285	0.477	6.519
1963/64	0.216	0.979	0.939	0.524	1.630	1.452	0.813	0.541	0.520	0.377	0.267	0.212	8.469
1964/65	0.125	0.111	0.131	0.217	0.195	0.511	0.272	0.299	0.221	0.215	0.134	0.119	2.549
1965/66	0.151	0.618	1.520	1.587	2.889	0.648	1.384	0.901	0.758	0.516	0.358	0.285	11.616
1966/67	0.439	0.622	0.584	0.880	0.552	1.217	0.677	0.705	0.451	0.365	0.253	0.218	6.963
1967/68	0.210	0.845	1.022	1.190	1.389	1.168	0.773	1.018	0.518	0.467	0.299	0.258	9.155
1968/69	0.192	0.135	0.204	0.188	0.193	0.892	0.821	0.991	0.455	0.386	0.293	0.232	4.981
1969/70	0.211	0.153	0.395	2.744	0.786	0.803	0.559	0.606	0.484	0.296	0.212	0.174	7.423
1970/71	0.115	0.247	0.254	0.537	0.575	1.096	1.585	2.467	2.271	1.245	0.528	0.415	11.335
1971/72	0.421	0.908	1.392	1.660	3.156	2.980	1.328	1.633	0.948	0.837	0.602	0.686	16.551
1972/73	0.988	1.248	2.148	2.193	1.832	1.364	0.800	1.497	1.695	0.729	0.455	0.303	15.252
1973/74	0.241	0.211	1.066	1.265	1.520	2.223	1.660	1.025	0.700	0.569	0.399	0.348	11.226
1974/75	0.218	0.404	0.247	0.568	0.510	0.922	1.243	1.045	1.032	0.593	0.415	0.408	7.604
1975/76	0.288	0.391	0.577	0.767	0.995	0.431	1.037	0.636	0.752	0.460	0.375	0.382	7.091
1976/77	0.607	0.666	1.184	2.102	1.795	1.078	0.594	1.687	1.909	0.846	0.985	0.566	14.020
1977/78	0.795	0.306	1.710	2.397	2.241	3.038	2.337	1.645	1.111	0.838	0.566	0.404	17.388
1978/79	0.279	0.187	1.240	1.752	3.827	2.457	1.236	0.979	0.908	0.612	0.415	0.309	14.201
1979/80	0.736	1.437	1.187	2.114	0.672	0.888	1.128	1.303	0.937	0.808	0.478	0.363	12.050
1980/81	0.192	0.491	1.229	1.705	0.877	1.024	1.451	1.045	0.596	0.475	0.251	0.194	9.530
1981/82	0.173	0.172	0.869	0.343	0.424	0.433	0.341	0.391	0.288	0.210	0.165	0.103	3.912
1982/83	0.140	0.459	0.535	0.361	0.322	0.534	1.115	1.415	0.494	0.582	0.766	0.407	7.130
1983/84	0.307	0.227	0.423	0.765	1.317	2.444	1.217	1.792	1.215	0.663	0.510	0.367	11.246
1984/85	0.212	0.696	0.504	0.715	1.485	0.820	1.017	0.987	0.558	0.418	0.307	0.234	7.952
1985/86	0.200	0.097	0.168	0.182	0.366	0.561	0.573	0.407	0.383	0.308	0.222	0.127	3.595
1986/87	0.147	0.184	0.177	0.444	0.438	0.635	0.862	0.553	0.377	0.499	0.302	0.232	4.850
1987/88	0.192	0.201	0.337	0.793	0.618	0.539	1.922	1.638	1.301	0.731	0.361	0.333	8.966
1988/89	0.266	0.221	0.188	0.094	0.173	0.189	0.873	0.883	0.302	0.333	0.165	0.156	3.843
1989/90	0.112	0.135	1.758	1.091	0.459	0.437	1.556	0.880	0.822	0.447	0.248	0.203	8.149
1990/91	0.372	0.373	0.545	1.025	0.632	1.980	1.347	0.940	0.638	0.626	0.425	0.276	9.180
1991/92	0.338	0.536	0.453	0.190	0.572	1.197	1.698	0.770	2.037	0.702	0.559	0.451	9.506
1992/93	1.029	0.747	1.624	0.887	0.945	1.311	1.123	1.277	1.211	0.615	0.408	0.377	11.553
1993/94	1.001	0.684	1.087	1.774	1.624	0.779	0.687	0.925	0.505	0.302	0.255	0.212	9.835
1994/95	0.363	0.691	1.027	1.580	1.123	0.989	0.586	0.549	0.528	0.339	0.231	0.208	8.214
1995/96	0.082	0.444	3.261	2.348	1.297	1.384	0.913	0.942	0.631	0.527	0.356	0.279	12.466
1996/97	0.234	0.682	3.159	2.195	1.011	0.828	0.652	1.325	1.145	1.093	0.852	0.482	13.660
1997/98	0.558	2.015	2.880	1.507	0.897	0.747	0.963	1.025	0.677	0.478	0.316	0.265	12.328
1998/99	0.224	0.318	0.560	0.972	0.960	0.826	0.621	0.665	0.305	0.541	0.261	0.351	6.603
1999/00	0.626	0.635	1.595	0.774	0.608	0.662	1.538	0.725	0.460	0.376	0.222	0.193	8.414
2000/01	0.126	0.611	1.462	3.048	1.801	3.374	0.734	0.612	0.357	0.373	0.228	0.217	12.944
2001/02	0.206	0.210	0.165	0.517	0.490	0.717	0.618	0.915	0.665	0.380	0.278	0.224	5.385
2002/03	0.710	0.855	1.734	2.469	1.544	1.112	0.992	2.159	0.707	0.579	0.368	0.335	13.564
2003/04	0.852	0.740	1.016	1.551	0.758	1.316	1.094	1.420	0.847	0.576	0.453	0.304	10.928
2004/05	0.329	0.439	0.813	0.950	0.277	1.022	0.745	0.547	0.334	0.312	0.211	0.189	6.168
2005/06	0.413	0.862	1.058	0.894	0.860	1.584	1.256	0.544	0.469	0.437	0.294	0.263	8.934

982. Río Oca aguas arriba de embalse de Alba

1940/2005
(hm³)

Serie completa

	Oct	Nov	Dic	Ene	Feb	Mar	Abr	May	Jun	Jul	Ago	Sep	Total
Máximo	1,876	2,015	5,062	3,334	3,827	3,374	2,337	2,467	2,271	2,047	0,985	0,931	17,452
Mínimo	0,082	0,070	0,129	0,094	0,106	0,189	0,211	0,186	0,176	0,192	0,134	0,103	2,446
Media	0,345	0,490	0,973	1,043	0,921	1,130	0,906	0,928	0,711	0,515	0,340	0,293	8,596

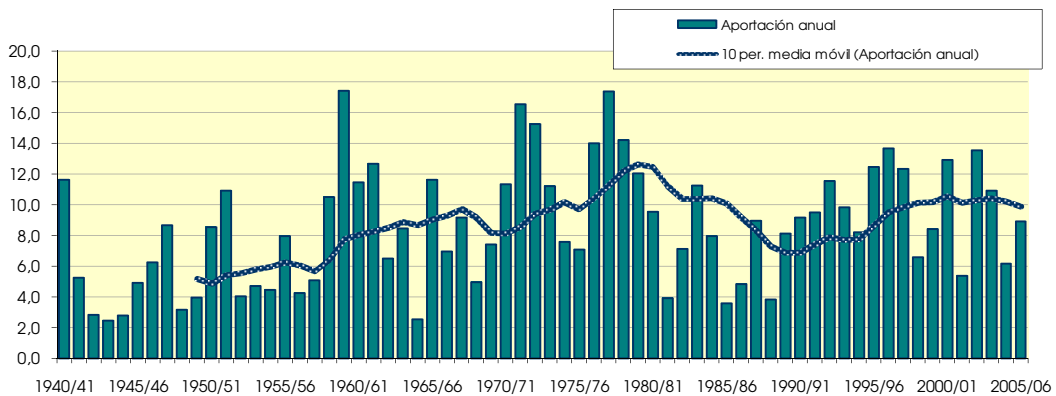
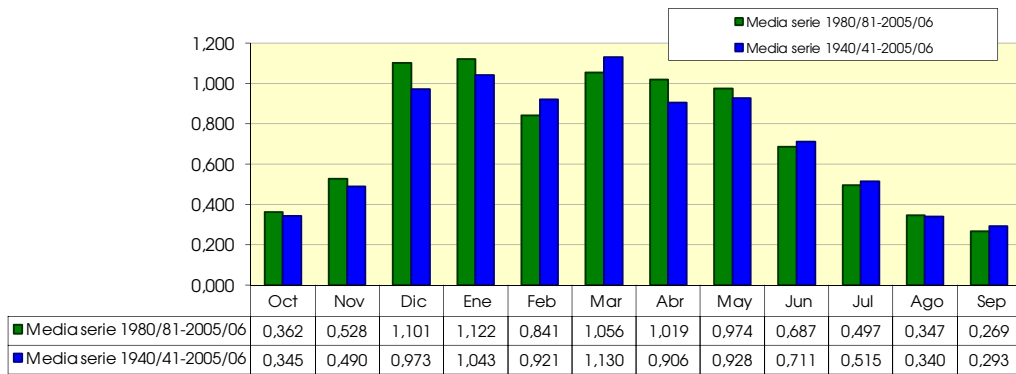
Percentil 1%	0,085	0,073	0,131	0,111	0,120	0,194	0,243	0,195	0,176	0,204	0,138	0,114	2,513
Percentil 5%	0,101	0,100	0,166	0,173	0,178	0,255	0,280	0,298	0,263	0,222	0,165	0,149	2,930
Percentil 10%	0,114	0,110	0,180	0,189	0,241	0,400	0,339	0,399	0,304	0,297	0,185	0,156	3,878
Percentil 25%	0,157	0,169	0,260	0,382	0,440	0,535	0,588	0,559	0,452	0,369	0,239	0,209	5,132
Percentil 50%	0,217	0,312	0,581	0,802	0,625	0,907	0,842	0,892	0,604	0,445	0,293	0,260	8,441
Desviación típica	0,321	0,448	0,940	0,804	0,743	0,765	0,446	0,497	0,434	0,280	0,162	0,141	3,852
Coef. variación	0,933	0,914	0,967	0,771	0,806	0,676	0,493	0,535	0,610	0,543	0,476	0,481	0,448

1980/2005
(hm³)

Serie para asignación y reserva

	Oct	Nov	Dic	Ene	Feb	Mar	Abr	May	Jun	Jul	Ago	Sep	Total
Máximo	1,029	2,015	3,261	3,048	1,801	3,374	1,922	2,159	2,037	1,093	0,852	0,482	13,660
Mínimo	0,082	0,097	0,165	0,094	0,173	0,189	0,341	0,391	0,288	0,210	0,165	0,103	3,595
Media	0,362	0,528	1,101	1,122	0,841	1,056	1,019	0,974	0,687	0,497	0,347	0,269	8,802

Percentil 1%	0,090	0,107	0,166	0,116	0,199	0,250	0,399	0,395	0,291	0,233	0,165	0,109	3,657
Percentil 5%	0,115	0,144	0,170	0,184	0,289	0,434	0,577	0,441	0,303	0,303	0,177	0,134	3,861
Percentil 10%	0,133	0,178	0,182	0,266	0,344	0,485	0,602	0,546	0,320	0,310	0,216	0,173	4,381
Percentil 25%	0,192	0,222	0,466	0,567	0,467	0,641	0,699	0,626	0,403	0,374	0,235	0,205	6,735
Percentil 50%	0,250	0,475	0,943	0,922	0,809	0,827	0,977	0,920	0,577	0,477	0,298	0,249	8,950
Desviación típica	0,271	0,385	0,892	0,775	0,452	0,687	0,394	0,441	0,405	0,183	0,169	0,096	3,025
Coef. variación	0,748	0,730	0,810	0,690	0,537	0,651	0,386	0,453	0,590	0,367	0,488	0,359	0,344



983. Río Oca aguas arriba de río Cerrafón de Pedraja

(hm ²)	Oct	Nov	Dic	Ene	Feb	Mar	Abr	May	Jun	Jul	Ago	Sep	Total
1940/41	0.749	0.519	0.759	3.009	3.232	2.554	3.136	8.128	3.890	1.361	0.893	0.765	28.994
1941/42	0.400	0.400	0.370	1.283	0.437	0.716	2.381	0.969	1.496	0.604	0.414	0.389	9.859
1942/43	0.273	0.179	0.404	0.785	0.487	0.381	0.473	0.297	0.274	0.345	0.225	0.267	4.390
1943/44	0.160	0.164	0.356	0.292	0.219	0.357	0.529	0.454	0.420	0.356	0.220	0.239	3.766
1944/45	0.209	0.219	0.589	0.424	0.455	0.556	0.336	0.428	0.275	0.306	0.489	0.278	4.564
1945/46	0.168	0.155	0.665	0.294	0.193	0.289	3.060	2.908	0.635	0.663	0.408	0.338	9.777
1946/47	0.171	0.124	0.267	0.380	2.477	5.273	1.006	2.075	0.910	0.612	0.420	0.457	14.173
1947/48	0.248	0.276	1.959	7.498	0.754	0.877	2.090	2.764	0.419	0.484	0.303	0.258	17.930
1948/49	0.150	0.120	0.240	0.183	0.156	0.723	0.435	0.609	0.486	0.537	0.349	1.095	5.084
1949/50	0.259	0.286	0.428	0.283	0.611	0.513	0.569	0.954	1.124	0.464	0.292	0.246	6.028
1950/51	0.147	0.155	0.830	0.954	1.981	3.806	2.019	2.195	2.912	0.892	0.574	0.481	16.945
1951/52	0.342	1.962	0.953	1.153	1.020	6.237	2.379	1.430	0.909	4.772	0.572	0.445	22.174
1952/53	0.303	0.485	0.846	0.664	1.043	0.380	0.911	0.279	1.785	0.467	0.288	0.260	7.711
1953/54	0.548	0.245	0.309	0.380	0.720	1.287	0.433	1.305	0.858	0.660	0.427	0.355	7.528
1954/55	0.192	0.216	0.207	0.730	1.782	0.779	0.755	0.857	0.992	0.628	0.413	0.381	7.934
1955/56	0.308	0.282	2.154	1.644	0.397	4.902	4.858	2.931	1.159	0.868	0.549	0.502	20.555
1956/57	0.284	0.309	0.357	0.291	0.865	0.618	0.409	1.091	1.448	0.729	0.445	0.370	7.215
1957/58	0.199	0.179	0.272	0.485	0.601	2.208	0.739	0.675	1.425	0.600	0.363	0.316	8.062
1958/59	0.286	0.246	4.228	1.344	0.790	3.988	2.590	2.726	1.366	0.751	0.732	1.634	20.682
1959/60	1.962	2.697	10.682	5.242	6.053	6.579	2.558	2.609	1.213	0.656	0.417	0.383	41.052
1960/61	3.223	3.497	6.081	2.178	1.353	0.777	1.719	2.071	0.851	0.736	0.430	0.427	23.345
1961/62	0.640	3.346	4.455	5.599	3.859	6.369	2.734	1.966	1.180	1.107	0.718	0.575	32.548
1962/63	0.458	0.305	0.396	2.289	0.962	3.373	2.208	0.826	1.800	0.631	0.482	0.797	14.527
1963/64	0.361	1.778	1.591	0.804	3.558	3.899	2.261	1.105	0.848	0.630	0.448	0.362	17.644
1964/65	0.221	0.185	0.227	0.347	0.340	0.980	0.505	0.507	0.378	0.370	0.232	0.223	4.515
1965/66	0.270	1.101	4.140	3.715	7.753	1.189	4.350	2.190	2.068	0.885	0.621	0.499	28.780
1966/67	0.987	1.365	0.967	1.776	1.078	2.837	2.244	2.001	0.848	0.637	0.447	0.389	15.576
1967/68	0.375	2.438	1.953	2.007	2.887	3.037	2.746	2.692	0.912	0.803	0.518	0.450	20.818
1968/69	0.338	0.271	0.344	0.331	0.296	1.550	2.626	2.350	0.948	0.630	0.481	0.486	10.651
1969/70	0.365	0.272	0.635	7.059	1.832	1.725	1.136	1.403	0.912	0.517	0.407	0.310	16.572
1970/71	0.240	0.830	1.121	2.697	1.923	3.765	4.018	9.475	6.248	2.895	0.877	0.690	34.781
1971/72	0.714	1.942	3.314	4.588	9.618	8.554	4.668	5.091	2.773	1.548	1.365	1.468	45.643
1972/73	2.295	2.748	5.269	5.869	5.087	4.110	2.503	5.780	5.096	2.135	0.855	0.483	42.229
1973/74	0.380	0.341	1.671	2.230	2.859	6.367	5.009	2.497	1.573	0.935	0.659	0.575	25.095
1974/75	0.391	0.773	0.396	0.947	0.874	1.919	3.681	3.736	2.195	0.980	0.689	0.673	17.255
1975/76	0.482	0.975	1.389	1.294	1.922	0.898	3.490	1.434	1.303	0.819	0.839	0.616	15.461
1976/77	0.971	1.356	3.184	5.322	4.405	3.078	2.204	4.445	7.183	2.591	1.756	0.951	37.446
1977/78	1.484	0.525	3.954	6.879	6.954	7.772	7.372	4.761	3.913	1.418	0.966	0.695	46.693
1978/79	0.483	0.327	2.705	5.820	10.247	8.541	3.168	2.594	1.853	1.172	0.704	0.560	38.173
1979/80	1.364	3.144	2.684	5.092	2.637	3.219	3.164	4.523	2.337	1.714	0.919	0.657	31.453
1980/81	0.381	1.257	3.261	4.503	3.010	2.121	4.244	2.327	0.983	0.838	0.419	0.338	23.680
1981/82	0.295	0.289	2.558	0.896	1.258	0.846	0.534	1.198	0.480	0.329	0.262	0.188	9.133
1982/83	0.235	1.101	1.673	0.579	0.606	0.924	3.896	2.426	1.279	0.928	1.848	0.697	16.191
1983/84	0.532	0.406	1.253	1.436	3.767	4.965	2.961	6.005	3.151	1.116	0.869	0.628	27.090
1984/85	0.488	2.175	1.607	3.885	3.403	2.729	3.164	3.497	1.636	0.762	0.534	0.412	24.292
1985/86	0.372	0.234	0.390	0.720	2.027	1.707	2.060	0.826	0.638	0.516	0.376	0.265	10.130
1986/87	0.282	0.313	0.647	1.103	1.088	1.586	2.537	0.961	0.907	0.814	0.487	0.411	11.135
1987/88	0.650	0.594	1.454	3.010	2.262	1.681	7.602	4.412	3.314	1.720	0.603	0.561	27.862
1988/89	0.455	0.377	0.323	0.165	0.417	0.457	2.473	1.870	0.557	0.595	0.268	0.258	8.216
1989/90	0.184	0.276	3.891	2.713	1.152	1.044	4.226	2.448	1.985	0.735	0.409	0.339	19.402
1990/91	0.746	0.824	1.805	3.002	2.310	5.174	4.492	3.460	1.840	1.047	0.751	0.507	25.957
1991/92	0.651	1.451	1.357	1.021	2.019	3.930	6.465	3.006	7.792	2.378	1.537	0.805	32.412
1992/93	3.389	1.890	5.214	2.570	3.723	5.409	3.333	3.569	4.176	1.037	0.788	0.891	35.988
1993/94	1.956	1.809	3.759	6.179	4.656	2.607	2.889	2.700	1.717	0.492	0.419	0.574	29.756
1994/95	0.740	1.443	3.403	4.706	3.280	3.302	2.730	2.875	2.083	0.703	1.059	0.531	26.854
1995/96	0.174	1.605	10.188	7.818	4.433	4.637	3.103	3.269	1.402	1.376	0.841	0.566	39.412
1996/97	0.792	2.449	10.682	7.515	3.418	2.366	3.132	5.014	4.950	2.892	3.260	1.051	47.520
1997/98	1.444	6.050	7.908	5.740	3.116	2.857	3.334	3.621	2.283	0.852	0.580	0.454	38.238
1998/99	0.478	0.985	1.695	3.668	3.281	2.936	1.955	2.177	1.257	1.838	0.669	1.145	22.085
1999/00	1.299	2.208	4.979	3.210	2.336	2.395	3.997	2.136	1.196	0.838	0.382	0.318	25.295
2000/01	0.250	1.349	4.013	9.709	5.311	10.816	2.959	2.348	0.983	0.888	0.433	0.387	39.446
2001/02	0.417	0.569	0.395	1.423	1.352	1.915	2.021	2.982	1.967	0.609	0.536	0.418	14.604
2002/03	1.812	2.232	4.891	8.011	4.705	3.058	3.315	6.730	1.317	0.957	0.619	0.574	38.222
2003/04	1.994	1.616	2.550	4.486	2.344	3.993	3.312	4.470	2.086	0.943	0.907	0.511	29.210
2004/05	0.612	0.881	2.120	2.385	0.614	2.707	2.316	1.407	0.587	0.515	0.372	0.316	14.832
2005/06	1.091	2.519	2.715	2.319	2.588	4.659	4.085	0.951	1.087	0.717	0.500	0.456	23.687

983. Río Oca aguas arriba de río Cerratón de Pedraja

1940/2005
(hm³)

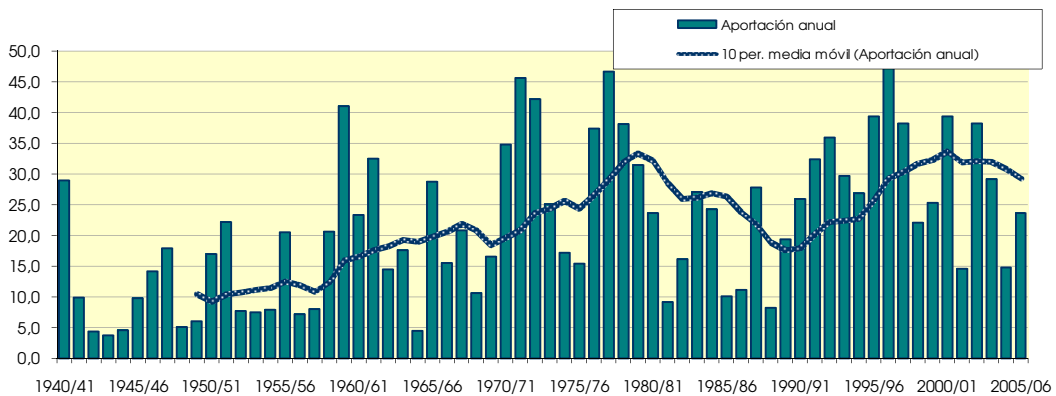
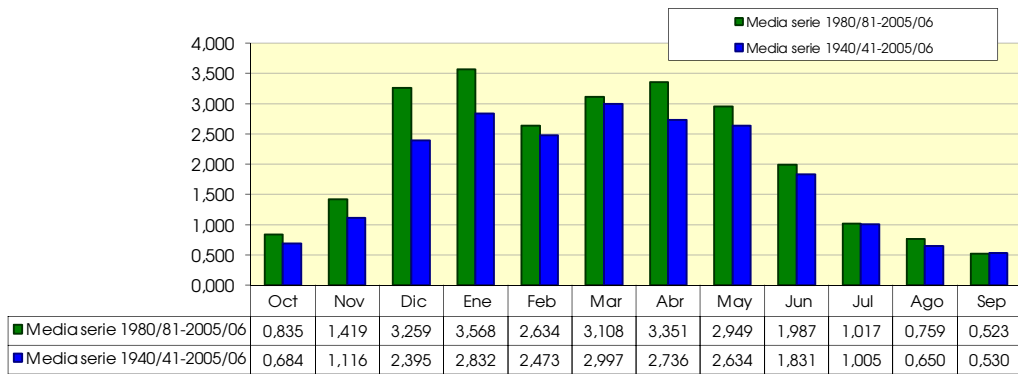
Serie completa

	Oct	Nov	Dic	Ene	Feb	Mar	Abr	May	Jun	Jul	Ago	Sep	Total
Máximo	3,389	6,050	10,682	9,709	10,247	10,816	7,602	9,475	7,792	4,772	3,260	1,634	47,520
Mínimo	0,147	0,120	0,207	0,165	0,156	0,289	0,336	0,279	0,274	0,306	0,220	0,188	3,766
Media	0,684	1,116	2,395	2,832	2,473	2,997	2,736	2,634	1,831	1,005	0,650	0,530	21,883
Percentil 1%	0,149	0,123	0,220	0,177	0,180	0,333	0,383	0,291	0,275	0,321	0,223	0,211	4,172
Percentil 5%	0,169	0,157	0,269	0,291	0,307	0,400	0,445	0,467	0,419	0,360	0,264	0,249	4,694
Percentil 10%	0,188	0,182	0,333	0,339	0,427	0,587	0,532	0,750	0,522	0,475	0,298	0,263	7,372
Percentil 25%	0,270	0,277	0,468	0,790	0,809	0,996	2,019	1,225	0,909	0,610	0,413	0,343	10,772
Percentil 50%	0,396	0,684	1,639	2,204	2,000	2,657	2,678	2,349	1,310	0,782	0,509	0,457	20,750
Desviación típica	0,695	1,110	2,482	2,458	2,174	2,305	1,576	1,847	1,576	0,748	0,465	0,280	12,126
Coef. variación	1,017	0,995	1,036	0,868	0,879	0,769	0,576	0,701	0,860	0,744	0,715	0,529	0,554

1980/2005
(hm³)

Serie para asignación y reserva

	Oct	Nov	Dic	Ene	Feb	Mar	Abr	May	Jun	Jul	Ago	Sep	Total
Máximo	3,389	6,050	10,682	9,709	5,311	10,816	7,602	6,730	7,792	2,892	3,260	1,145	47,520
Mínimo	0,174	0,234	0,323	0,165	0,417	0,457	0,534	0,826	0,480	0,329	0,262	0,188	8,216
Media	0,835	1,419	3,259	3,568	2,634	3,108	3,351	2,949	1,987	1,017	0,759	0,523	25,410
Percentil 1%	0,177	0,245	0,340	0,268	0,464	0,554	0,890	0,857	0,499	0,370	0,264	0,205	8,446
Percentil 5%	0,197	0,279	0,391	0,614	0,608	0,866	1,972	0,954	0,565	0,498	0,294	0,260	9,383
Percentil 10%	0,243	0,301	0,521	0,808	0,851	0,984	2,041	1,079	0,612	0,516	0,374	0,291	10,633
Percentil 25%	0,374	0,576	1,492	1,426	1,518	1,759	2,585	2,147	1,009	0,707	0,419	0,351	16,994
Percentil 50%	0,572	1,303	2,554	3,006	2,466	2,718	3,148	2,788	1,519	0,845	0,558	0,482	25,626
Desviación típica	0,751	1,195	2,761	2,598	1,357	2,100	1,397	1,490	1,616	0,592	0,629	0,236	10,549
Coef. variación	0,899	0,842	0,847	0,728	0,515	0,676	0,417	0,505	0,813	0,583	0,829	0,452	0,415



984. Río Cerratón de la Pedraja bajo

(hm ²)	Oct	Nov	Dic	Ene	Feb	Mar	Abr	May	Jun	Jul	Ago	Sep	Total
1940/41	0.730	0.412	0.798	4.321	3.549	3.048	3.485	10.334	3.643	0.732	0.172	0.125	31.348
1941/42	0.063	0.297	0.104	1.350	0.274	0.403	2.226	0.648	0.633	0.117	0.114	0.228	6.456
1942/43	0.112	0.034	0.134	0.671	0.228	0.126	0.381	0.080	0.046	0.067	0.044	0.187	2.110
1943/44	0.078	0.074	0.216	0.113	0.129	0.159	0.371	0.244	0.134	0.068	0.047	0.128	1.761
1944/45	0.117	0.084	0.369	0.466	0.325	0.447	0.154	0.178	0.060	0.057	0.153	0.038	2.448
1945/46	0.051	0.060	0.294	0.271	0.076	0.265	3.461	3.470	0.400	0.117	0.071	0.052	8.588
1946/47	0.026	0.041	0.412	0.199	2.622	5.447	0.965	2.025	0.722	0.144	0.131	0.173	12.907
1947/48	0.073	0.125	0.920	7.238	0.621	0.460	2.198	2.307	0.162	0.105	0.072	0.062	14.341
1948/49	0.052	0.050	0.093	0.101	0.062	0.303	0.248	0.485	0.213	0.100	0.059	1.774	3.539
1949/50	0.085	0.068	0.157	0.102	0.252	0.224	0.504	0.849	1.130	0.108	0.045	0.034	3.558
1950/51	0.058	0.055	0.442	0.713	1.266	3.211	1.825	2.043	2.591	0.402	0.101	0.087	12.795
1951/52	0.084	0.534	0.348	1.128	0.648	5.937	2.819	1.592	0.942	4.357	0.195	0.087	18.671
1952/53	0.106	0.175	0.514	0.279	0.745	0.187	1.009	0.125	1.466	0.133	0.054	0.091	4.883
1953/54	0.405	0.048	0.061	0.455	0.492	0.873	0.297	1.786	0.552	0.115	0.070	0.046	5.198
1954/55	0.031	0.086	0.090	0.853	2.503	0.876	0.972	0.712	1.108	0.220	0.228	0.060	7.738
1955/56	0.175	0.109	2.899	3.274	0.394	6.282	6.958	3.343	0.937	0.214	0.126	0.115	24.825
1956/57	0.078	0.253	0.103	0.181	0.814	0.328	0.306	0.793	1.309	0.208	0.074	0.057	4.503
1957/58	0.035	0.069	0.128	0.549	0.372	1.647	0.572	0.414	0.932	0.158	0.140	0.098	5.113
1958/59	0.159	0.101	2.205	0.598	0.266	2.474	1.941	2.208	1.121	0.254	0.260	2.130	13.718
1959/60	0.787	2.771	8.451	6.517	7.246	5.969	1.588	1.766	1.359	0.257	0.099	0.131	36.940
1960/61	2.089	1.985	3.963	2.575	1.420	0.726	1.582	2.666	0.446	0.251	0.122	0.165	17.990
1961/62	0.220	2.721	4.306	5.630	3.640	7.211	2.388	1.593	0.334	0.253	0.165	0.153	28.615
1962/63	0.126	0.245	0.428	3.144	2.095	3.685	2.417	0.440	2.585	0.322	0.115	0.296	15.898
1963/64	0.084	1.391	2.056	0.501	3.581	3.842	2.869	1.077	0.368	0.138	0.096	0.090	16.093
1964/65	0.055	0.037	0.062	0.194	0.287	0.769	0.303	0.226	0.088	0.075	0.051	0.675	2.821
1965/66	0.348	1.397	3.110	5.188	7.816	1.388	4.895	1.481	1.965	0.300	0.141	0.108	28.135
1966/67	1.008	1.451	0.460	1.610	1.499	2.593	2.537	2.329	1.039	0.196	0.169	0.110	15.000
1967/68	0.138	3.215	0.811	0.784	2.108	1.934	4.490	3.179	0.654	0.213	0.111	0.092	17.730
1968/69	0.080	0.301	0.270	0.543	0.371	1.929	3.986	3.500	2.177	0.226	0.095	0.522	13.998
1969/70	0.146	0.560	0.358	8.559	1.834	2.083	0.553	1.771	0.480	0.166	0.721	0.120	17.353
1970/71	0.204	2.378	1.734	2.944	1.278	3.644	3.732	9.609	4.433	1.002	0.171	0.118	31.246
1971/72	0.108	0.490	0.561	3.045	6.947	6.402	3.379	3.957	2.395	0.378	0.678	0.397	28.737
1972/73	0.989	0.640	1.974	3.447	2.653	3.355	1.371	7.619	5.405	2.613	0.347	0.085	30.500
1973/74	0.143	0.091	0.205	0.950	1.363	4.410	4.514	1.709	2.729	0.275	0.143	0.093	16.625
1974/75	0.339	0.758	0.149	1.188	0.698	1.322	2.573	3.739	0.802	0.197	0.151	0.307	12.223
1975/76	0.092	0.479	0.574	0.272	0.452	0.343	3.228	0.517	0.270	0.260	0.407	0.175	7.069
1976/77	0.155	0.395	2.200	4.391	3.708	2.139	2.729	4.222	8.995	3.087	0.699	0.173	32.893
1977/78	0.720	0.206	3.896	6.543	7.305	7.427	7.723	4.896	3.126	0.310	0.178	0.125	42.456
1978/79	0.098	0.092	2.425	8.581	10.183	9.119	3.217	2.305	1.020	0.949	0.139	0.854	38.981
1979/80	1.805	3.203	2.869	3.336	2.098	5.183	3.870	7.441	2.549	0.725	0.283	0.158	33.520
1980/81	0.162	0.801	1.708	1.984	1.712	1.157	4.682	1.454	0.196	0.146	0.070	0.109	14.180
1981/82	0.072	0.052	2.172	0.479	0.696	0.362	0.080	0.637	0.218	0.060	0.041	0.213	5.084
1982/83	0.106	0.871	2.584	0.226	0.512	1.169	4.063	1.940	0.585	0.300	3.186	0.302	15.843
1983/84	0.118	0.152	1.079	0.579	2.128	2.956	1.846	4.278	1.535	0.277	0.160	0.109	15.217
1984/85	0.230	3.166	0.713	3.009	2.531	2.257	3.175	2.759	1.323	0.560	0.134	0.092	19.949
1985/86	0.075	0.296	0.247	0.439	2.767	1.078	1.917	0.588	0.132	0.093	0.079	0.256	7.966
1986/87	0.183	0.086	0.188	0.811	0.922	0.996	1.783	0.298	0.273	0.201	0.085	0.197	6.023
1987/88	0.820	0.548	0.720	2.850	1.988	1.031	10.683	4.028	3.047	0.907	0.119	0.098	26.840
1988/89	0.095	0.067	0.072	0.032	0.119	0.074	1.601	0.520	0.088	0.205	0.059	0.057	2.989
1989/90	0.035	0.219	1.866	1.484	0.400	0.168	3.103	1.909	1.221	0.140	0.081	0.071	10.698
1990/91	0.289	0.302	0.472	1.151	1.495	3.373	4.646	2.289	0.984	0.183	0.198	0.255	15.637
1991/92	0.239	0.963	0.619	0.736	0.976	2.696	4.234	2.433	7.960	1.330	1.076	0.186	23.449
1992/93	3.021	0.754	3.237	0.836	2.610	3.868	2.517	2.839	3.783	0.308	0.302	0.596	24.673
1993/94	0.961	0.928	2.665	5.134	3.121	1.641	1.958	2.201	1.253	0.111	0.099	0.392	20.464
1994/95	0.333	0.915	2.495	3.492	2.766	2.230	1.866	3.050	1.970	0.398	1.321	0.398	21.235
1995/96	0.087	1.502	7.968	7.054	3.558	3.931	2.567	2.434	0.349	0.668	0.453	0.295	30.865
1996/97	0.649	2.023	8.397	7.451	2.148	0.921	2.024	4.218	4.410	2.271	3.563	0.644	38.720
1997/98	0.855	4.697	7.747	3.824	1.962	1.976	3.166	2.957	1.703	0.238	0.175	0.169	29.469
1998/99	0.255	0.712	0.900	2.472	1.687	1.289	1.013	1.206	0.948	1.108	0.481	0.970	13.041
1999/00	0.492	1.635	2.980	1.511	1.311	1.132	2.846	1.090	0.340	0.312	0.087	0.052	13.788
2000/01	0.097	0.892	2.431	9.492	3.632	10.300	2.043	1.658	0.448	0.472	0.174	0.100	31.738
2001/02	0.216	0.306	0.084	0.498	0.557	0.773	1.893	1.521	1.231	0.111	0.143	0.263	7.596
2002/03	1.558	2.061	4.051	7.379	5.392	2.657	4.323	4.176	0.339	0.164	0.110	0.113	32.322
2003/04	1.454	0.746	1.424	2.881	2.308	4.335	3.079	2.664	1.147	0.161	0.394	0.114	20.706
2004/05	0.266	0.179	1.576	1.110	0.708	1.388	2.059	0.915	0.138	0.093	0.087	0.056	8.576
2005/06	1.304	2.328	1.623	1.448	2.672	3.984	3.833	0.488	0.795	0.128	0.083	0.130	18.817

984. Río Cerratón de la Pedraja bajo

1940/2005
(hm³)

Serie completa

	Oct	Nov	Dic	Ene	Feb	Mar	Abr	May	Jun	Jul	Ago	Sep	Total
Máximo	3,021	4,697	8,451	9,492	10,183	10,300	10,683	10,334	8,995	4,357	3,563	2,130	42,456
Mínimo	0,026	0,034	0,061	0,032	0,062	0,074	0,080	0,080	0,046	0,057	0,041	0,034	1,761
Media	0,397	0,829	1,684	2,442	2,044	2,514	2,601	2,337	1,481	0,467	0,303	0,254	17,352

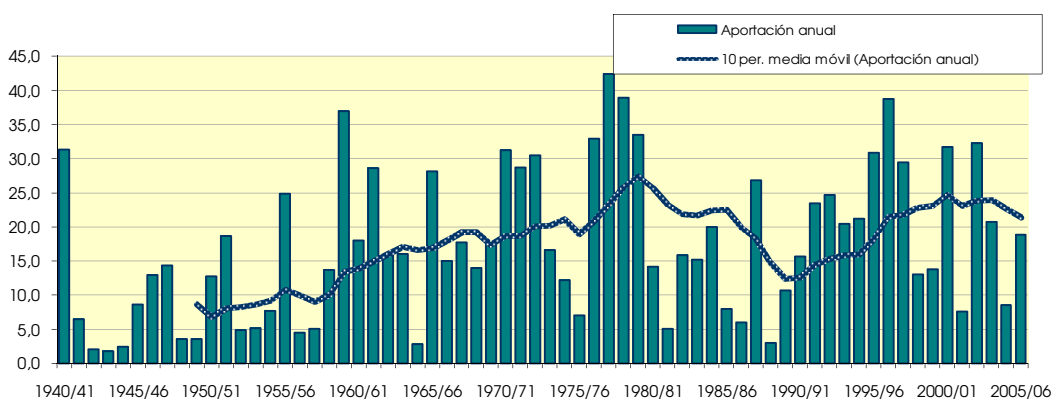
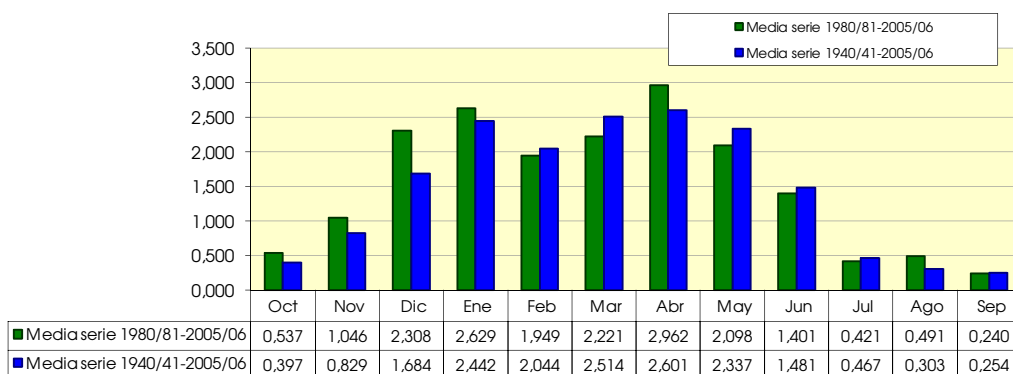
Percentil 1%	0,029	0,036	0,062	0,077	0,071	0,108	0,128	0,109	0,055	0,059	0,043	0,037	1,987
Percentil 5%	0,039	0,048	0,086	0,130	0,154	0,173	0,299	0,230	0,099	0,069	0,048	0,052	2,863
Percentil 10%	0,057	0,057	0,103	0,212	0,270	0,284	0,376	0,427	0,150	0,097	0,059	0,057	4,031
Percentil 25%	0,084	0,094	0,276	0,512	0,523	0,798	1,583	0,807	0,354	0,134	0,085	0,092	7,795
Percentil 50%	0,151	0,404	0,805	1,269	1,497	1,932	2,403	1,924	0,966	0,217	0,137	0,127	15,740
Desviación típica	0,563	1,013	2,034	2,538	2,081	2,311	1,868	2,081	1,728	0,747	0,595	0,358	10,865
Coef. variación	1,417	1,223	1,208	1,039	1,018	0,919	0,718	0,891	1,167	1,599	1,965	1,412	0,626

1980/2005
(hm³)

Serie para asignación y reserva

	Oct	Nov	Dic	Ene	Feb	Mar	Abr	May	Jun	Jul	Ago	Sep	Total
Máximo	3,021	4,697	8,397	9,492	5,392	10,300	10,683	4,278	7,960	2,271	3,563	0,970	38,720
Mínimo	0,035	0,052	0,072	0,032	0,119	0,074	0,080	0,298	0,088	0,060	0,041	0,052	2,989
Media	0,537	1,046	2,308	2,629	1,949	2,221	2,962	2,098	1,401	0,421	0,491	0,240	18,303

Percentil 1%	0,044	0,056	0,075	0,080	0,189	0,098	0,314	0,345	0,099	0,068	0,046	0,053	3,513
Percentil 5%	0,073	0,072	0,110	0,279	0,428	0,217	1,160	0,496	0,134	0,093	0,062	0,057	5,318
Percentil 10%	0,081	0,119	0,217	0,459	0,535	0,568	1,692	0,554	0,167	0,102	0,074	0,064	6,810
Percentil 25%	0,109	0,297	0,715	0,754	0,936	1,043	1,899	1,119	0,339	0,141	0,085	0,102	11,284
Percentil 50%	0,247	0,777	1,666	1,497	1,975	1,514	2,542	2,070	0,966	0,222	0,139	0,178	17,330
Desviación típica	0,677	1,086	2,359	2,614	1,218	2,063	1,949	1,224	1,741	0,498	0,904	0,215	9,508
Coef. variación	1,260	1,038	1,022	0,994	0,625	0,929	0,658	0,583	1,243	1,183	1,842	0,898	0,519



986. Río Oca en Briviesca

(hm ²)	Oct	Nov	Dic	Ene	Feb	Mar	Abr	May	Jun	Jul	Ago	Sep	Total
1940/41	1,595	0,968	1,655	8,582	7,832	6,599	7,561	22,549	8,605	2,262	1,131	0,946	70,284
1941/42	0,494	0,727	0,496	3,055	0,770	1,196	5,394	1,785	2,162	0,746	0,546	0,666	18,038
1942/43	0,397	0,221	0,547	1,485	0,730	0,519	0,885	0,386	0,328	0,422	0,278	0,466	6,664
1943/44	0,245	0,245	0,581	0,412	0,356	0,524	0,908	0,708	0,562	0,434	0,275	0,378	5,626
1944/45	0,334	0,308	0,997	1,394	0,802	1,062	0,506	0,631	0,346	0,376	0,652	0,326	7,731
1945/46	0,224	0,220	0,966	0,583	0,276	0,568	7,531	6,980	1,079	0,805	0,497	0,406	20,136
1946/47	0,206	0,172	0,746	0,594	5,918	12,388	2,373	4,904	1,870	0,795	0,576	0,656	31,198
1947/48	0,334	0,415	3,090	17,240	1,541	1,480	5,185	5,648	0,620	0,623	0,398	0,341	36,915
1948/49	0,214	0,179	0,342	0,294	0,226	1,085	0,753	1,409	0,780	0,652	0,417	3,583	9,933
1949/50	0,358	0,362	0,605	0,394	0,885	0,776	1,345	1,890	2,459	0,588	0,346	0,288	10,297
1950/51	0,211	0,213	1,346	1,781	3,450	8,170	4,491	4,577	6,286	1,482	0,695	0,586	33,288
1951/52	0,435	2,506	1,316	2,457	1,763	14,223	6,177	3,313	2,129	10,636	0,805	0,559	46,320
1952/53	0,423	0,670	1,389	1,017	1,922	0,583	2,211	0,427	3,553	0,622	0,355	0,363	13,534
1953/54	1,009	0,300	0,376	0,931	1,352	2,482	0,817	3,868	1,522	0,795	0,509	0,412	14,373
1954/55	0,229	0,308	0,304	1,649	4,817	1,865	2,026	1,889	2,501	0,979	0,656	0,454	17,676
1955/56	0,510	0,398	6,067	6,216	1,659	13,730	14,431	7,658	2,438	1,175	0,734	0,669	55,683
1956/57	0,390	0,615	0,481	0,510	2,080	1,028	0,873	2,366	3,605	0,972	0,537	0,442	13,897
1957/58	0,243	0,255	0,410	1,153	1,041	4,397	1,443	1,296	2,604	0,784	0,528	0,430	14,586
1958/59	0,485	0,366	6,914	2,034	1,150	7,081	5,118	5,345	2,643	1,075	1,043	4,029	37,283
1959/60	2,799	5,880	20,642	13,363	15,370	14,100	4,639	4,860	2,933	0,992	0,569	0,556	86,703
1960/61	5,460	5,659	10,596	5,112	3,127	1,639	3,929	5,300	1,503	1,063	0,603	0,636	44,627
1961/62	0,889	6,882	9,428	13,016	8,990	15,480	6,013	4,156	1,652	1,506	0,983	0,810	69,804
1962/63	0,644	0,586	0,896	6,078	3,371	8,126	5,289	1,404	5,027	1,149	0,644	1,152	34,366
1963/64	0,476	3,405	3,886	1,361	7,987	8,903	6,027	2,511	1,283	0,820	0,584	0,485	37,728
1964/65	0,294	0,236	0,300	0,558	0,681	1,931	0,912	0,814	0,506	0,485	0,310	0,923	7,950
1965/66	0,639	2,571	8,083	9,931	17,529	2,930	10,832	4,218	4,916	1,292	0,833	0,668	64,442
1966/67	2,222	3,157	1,533	3,836	2,982	6,204	5,879	5,055	2,121	0,915	0,672	0,550	35,126
1967/68	0,551	6,631	3,035	3,039	5,762	6,042	8,971	6,954	1,814	1,108	0,689	0,595	45,190
1968/69	0,460	0,600	0,639	0,901	0,692	3,752	8,388	6,701	3,576	0,908	0,611	1,172	28,401
1969/70	0,539	0,867	1,073	18,009	4,442	4,544	2,030	3,569	1,520	0,744	1,209	0,473	39,020
1970/71	0,470	3,229	2,878	5,946	3,318	7,842	8,649	22,058	11,691	4,084	1,111	0,859	72,135
1971/72	0,863	2,474	3,909	8,322	18,263	16,434	8,660	9,897	6,004	2,095	2,265	1,974	81,159
1972/73	3,502	3,444	7,412	9,841	8,485	8,003	4,203	14,564	11,275	5,032	1,277	0,590	77,630
1973/74	0,539	0,447	1,886	3,265	4,591	11,755	11,039	4,754	4,766	1,288	0,861	0,710	45,899
1974/75	0,752	1,564	0,569	2,270	1,657	3,728	7,110	9,468	3,570	1,255	0,894	1,021	33,858
1975/76	0,608	1,515	1,996	1,621	2,425	1,273	7,401	2,035	1,620	1,377	1,336	0,812	24,018
1976/77	1,141	1,771	5,838	10,079	8,766	5,748	5,482	9,693	18,689	6,568	2,587	1,208	77,570
1977/78	2,282	0,779	8,317	15,041	16,044	16,267	17,189	10,604	7,885	1,867	1,240	0,894	98,408
1978/79	0,632	0,452	5,442	16,445	22,297	19,848	7,056	5,696	3,419	2,213	0,909	1,473	85,883
1979/80	3,415	6,814	6,205	8,889	5,333	10,550	8,219	14,218	5,813	2,670	1,320	0,909	74,353
1980/81	0,594	2,093	5,090	6,762	4,897	3,586	10,081	3,960	1,244	1,040	0,523	0,473	40,342
1981/82	0,393	0,366	4,927	1,397	1,975	1,228	0,632	1,882	0,718	0,402	0,315	0,412	14,648
1982/83	0,349	2,054	4,824	0,845	1,184	2,186	9,075	4,865	1,947	1,307	6,280	1,090	36,006
1983/84	0,711	0,603	2,548	2,079	6,675	9,197	5,784	11,326	5,091	1,501	1,112	0,801	47,430
1984/85	0,750	6,183	2,382	7,237	6,148	5,573	7,112	6,917	3,209	1,975	0,733	0,556	48,775
1985/86	0,494	0,568	0,660	1,243	5,154	2,963	4,517	1,577	0,823	0,654	0,490	0,593	19,736
1986/87	0,489	0,426	0,851	2,116	2,511	3,277	4,890	1,346	1,258	1,051	0,601	0,633	19,450
1987/88	1,570	1,242	2,355	6,476	5,039	2,982	22,201	9,045	7,208	2,998	0,774	0,709	62,601
1988/89	0,593	0,481	0,429	0,215	0,550	0,546	4,535	2,435	0,666	0,929	0,345	0,333	12,056
1989/90	0,232	0,523	6,021	4,596	1,617	1,252	8,335	5,115	3,534	0,920	0,519	0,435	33,100
1990/91	1,052	1,156	2,335	4,346	4,399	9,105	10,764	6,070	2,905	1,308	1,013	0,806	45,258
1991/92	0,919	2,447	1,994	1,778	3,006	7,219	11,188	5,643	18,144	4,266	2,735	1,048	60,387
1992/93	7,139	2,700	8,979	3,468	6,942	10,296	6,724	7,267	8,839	1,424	1,139	1,640	66,556
1993/94	3,120	2,766	6,682	12,417	8,459	4,613	5,077	5,279	3,193	0,637	0,548	0,991	53,782
1994/95	1,096	2,423	6,121	9,020	7,050	5,930	4,744	6,506	4,236	1,197	2,418	0,965	51,706
1995/96	0,277	3,119	18,687	15,655	8,552	9,268	6,233	5,896	1,821	2,093	1,332	0,894	73,827
1996/97	1,463	4,488	20,071	16,092	5,717	3,366	5,228	9,979	10,097	5,638	7,200	1,742	91,081
1997/98	2,326	11,521	16,937	9,960	5,400	5,150	7,309	7,050	4,182	1,160	0,802	0,655	72,452
1998/99	0,756	1,710	2,607	6,164	5,017	4,271	3,040	3,531	2,220	2,978	1,164	2,126	35,581
1999/00	1,800	3,862	8,039	4,755	3,669	3,572	7,325	3,474	1,618	1,177	0,488	0,388	40,169
2000/01	0,355	2,292	6,516	20,526	9,161	23,111	5,178	4,186	1,470	1,400	0,638	0,519	75,353
2001/02	0,654	0,904	0,497	1,940	1,923	2,702	4,071	4,829	3,352	0,741	0,694	0,697	23,002
2002/03	3,439	4,362	9,498	17,540	11,598	6,204	8,319	11,523	1,748	1,192	0,776	0,730	76,930
2003/04	3,513	2,389	4,029	7,768	5,018	9,015	6,829	8,020	3,343	1,169	1,340	0,674	53,108
2004/05	0,898	1,082	3,821	3,640	1,508	4,235	4,874	2,508	0,776	0,648	0,487	0,399	24,877
2005/06	2,467	5,250	4,483	3,937	5,697	9,316	8,612	1,548	2,062	0,895	0,616	0,616	45,498

986. Río Oca en Briviesca

1940/2005
(hm³)

Serie completa

	Oct	Nov	Dic	Ene	Feb	Mar	Abr	May	Jun	Jul	Ago	Sep	Total
Máximo	7,139	11,521	20,642	20,526	22,297	23,111	22,201	22,549	18,689	10,636	7,200	4,029	98,408
Mínimo	0,206	0,172	0,300	0,215	0,226	0,519	0,506	0,386	0,328	0,376	0,275	0,288	5,626
Media	1,136	2,052	4,312	5,768	4,993	6,137	6,070	5,575	3,688	1,611	1,024	0,839	43,204

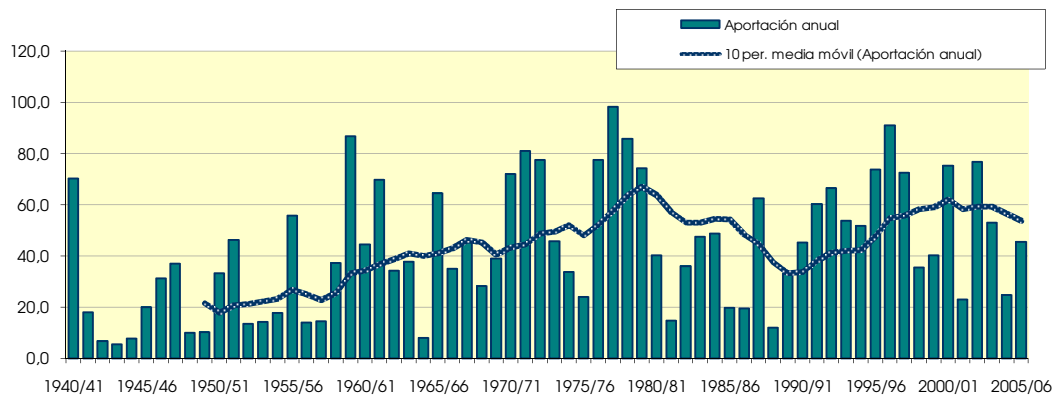
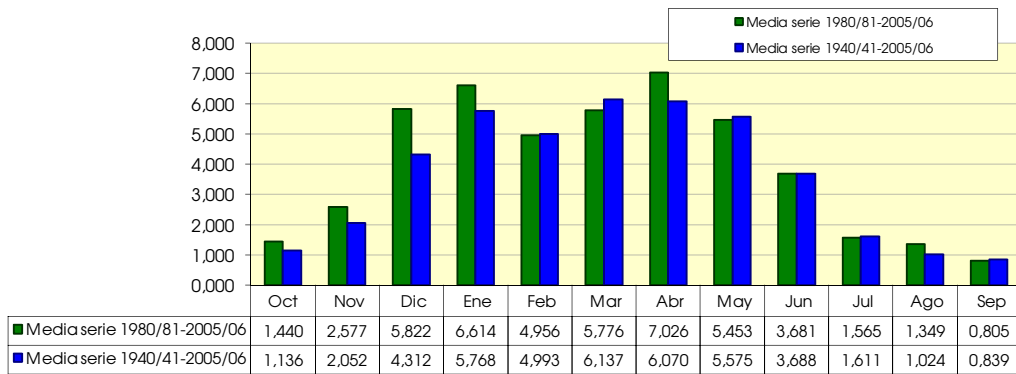
Percentil 1%	0,209	0,177	0,303	0,266	0,258	0,522	0,588	0,413	0,339	0,393	0,277	0,312	6,301
Percentil 5%	0,225	0,220	0,385	0,436	0,582	0,572	0,831	0,734	0,577	0,447	0,322	0,346	8,446
Percentil 10%	0,244	0,250	0,489	0,589	0,750	1,045	0,910	1,375	0,747	0,622	0,377	0,394	12,795
Percentil 25%	0,394	0,431	0,862	1,419	1,627	1,995	4,104	2,383	1,521	0,795	0,530	0,473	20,852
Percentil 50%	0,601	1,119	2,578	3,738	4,034	4,579	5,633	4,863	2,480	1,128	0,691	0,661	39,594
Desviación típica	1,306	2,223	4,730	5,457	4,664	5,115	3,933	4,442	3,700	1,664	1,144	0,653	24,795
Coef. variación	1,150	1,084	1,097	0,946	0,934	0,834	0,648	0,797	1,003	1,032	1,118	0,778	0,574

1980/2005
(hm³)

Serie para asignación y reserva

	Oct	Nov	Dic	Ene	Feb	Mar	Abr	May	Jun	Jul	Ago	Sep	Total
Máximo	7,139	11,521	20,071	20,526	11,598	23,111	22,201	11,523	18,144	5,638	7,200	2,126	91,081
Mínimo	0,232	0,366	0,429	0,215	0,550	0,546	0,632	1,346	0,666	0,402	0,315	0,333	12,056
Media	1,440	2,577	5,822	6,614	4,956	5,776	7,026	5,453	3,681	1,565	1,349	0,805	47,066

Percentil 1%	0,243	0,381	0,446	0,372	0,708	0,716	1,234	1,397	0,679	0,461	0,322	0,347	12,704
Percentil 5%	0,295	0,439	0,537	0,945	1,265	1,234	3,298	1,555	0,732	0,640	0,381	0,391	15,848
Percentil 10%	0,352	0,502	0,755	1,320	1,563	1,719	4,294	1,730	0,800	0,651	0,488	0,406	19,593
Percentil 25%	0,518	0,948	2,362	2,089	2,635	3,056	4,878	3,489	1,507	0,922	0,529	0,528	33,721
Percentil 50%	0,827	2,192	4,654	4,676	5,029	4,442	6,478	5,197	2,562	1,185	0,753	0,685	46,464
Desviación típica	1,524	2,411	5,343	5,629	2,739	4,543	3,931	2,905	3,814	1,195	1,692	0,439	21,260
Coef. variación	1,058	0,935	0,918	0,851	0,553	0,787	0,560	0,533	1,036	0,763	1,254	0,545	0,452



987. Río Oca aguas abajo de río Matapán

(hm ²)	Oct	Nov	Dic	Ene	Feb	Mar	Abr	May	Jun	Jul	Ago	Sep	Total
1940/41	3,141	1,371	2,413	14,023	12,238	10,054	10,396	35,630	13,224	3,512	1,869	1,598	109,469
1941/42	0,839	1,214	0,775	5,188	1,098	1,537	7,576	2,129	2,399	1,032	0,907	1,260	25,953
1942/43	0,620	0,314	0,679	1,764	0,907	0,624	0,998	0,457	0,414	0,538	0,370	0,663	8,349
1943/44	0,322	0,397	0,818	0,485	0,583	0,651	0,987	0,799	0,665	0,543	0,364	0,559	7,172
1944/45	0,686	0,465	1,500	4,798	1,027	1,373	0,613	0,752	0,456	0,514	0,819	0,426	13,429
1945/46	0,315	0,318	1,328	0,737	0,347	0,726	11,284	8,605	1,330	1,065	0,687	0,581	27,324
1946/47	0,302	0,280	1,752	0,769	9,810	18,456	3,201	7,005	2,560	1,207	0,886	1,086	47,315
1947/48	0,583	0,690	4,085	26,774	2,053	1,887	8,186	7,006	0,952	1,003	0,675	0,606	54,499
1948/49	0,385	0,317	0,483	0,440	0,315	1,475	0,932	1,963	1,007	0,796	0,525	6,089	14,726
1949/50	0,494	0,460	0,849	0,492	1,049	0,944	1,913	2,035	2,965	0,726	0,442	0,378	12,747
1950/51	0,400	0,276	2,019	2,448	4,522	12,245	6,181	5,459	8,336	2,135	0,915	0,825	45,761
1951/52	0,659	2,656	1,530	3,158	2,156	20,283	10,242	3,940	2,984	14,731	1,153	0,850	64,343
1952/53	0,686	0,864	1,716	1,451	2,533	0,736	3,100	0,547	4,861	0,813	0,487	0,574	18,368
1953/54	1,817	0,372	0,482	2,095	2,307	3,709	1,160	5,788	1,840	0,997	0,650	0,543	21,760
1954/55	0,303	0,413	0,444	2,303	7,041	2,686	2,465	2,560	3,804	1,380	0,807	0,592	24,798
1955/56	0,951	0,536	9,797	10,891	7,958	21,831	24,109	11,961	3,509	2,201	1,407	1,309	96,460
1956/57	0,785	1,411	0,750	0,849	3,448	1,292	1,200	3,382	6,183	1,264	0,722	0,622	21,909
1957/58	0,346	0,478	0,687	2,177	1,469	6,563	1,725	1,723	3,285	0,999	0,857	0,667	20,979
1958/59	0,958	0,803	11,014	2,655	1,694	13,910	7,584	10,586	5,173	3,334	2,268	8,993	68,974
1959/60	5,607	9,960	35,205	23,387	24,334	21,025	6,493	6,183	4,031	1,896	1,221	1,126	140,468
1960/61	6,732	6,796	20,260	13,621	5,957	3,594	6,702	8,180	3,305	1,973	1,181	1,260	79,560
1961/62	1,706	14,743	12,893	22,848	18,317	24,614	12,821	8,429	4,188	3,173	2,130	1,766	127,629
1962/63	1,505	1,534	2,576	9,419	6,932	14,312	7,566	2,380	7,052	2,203	1,187	2,404	59,069
1963/64	0,843	4,373	4,855	1,860	10,357	13,538	10,782	3,927	2,039	1,428	1,094	0,883	55,980
1964/65	0,830	0,662	1,041	2,718	2,013	7,068	4,147	1,613	0,967	0,951	0,631	1,407	24,047
1965/66	1,118	3,452	12,251	13,603	25,320	7,785	15,559	6,729	9,389	2,437	1,640	1,361	100,643
1966/67	4,074	8,825	4,545	8,342	6,849	9,389	9,729	9,889	3,650	2,365	1,355	1,211	70,221
1967/68	1,281	11,871	6,858	6,787	12,523	11,793	13,642	11,058	4,391	2,144	1,435	1,207	84,991
1968/69	0,961	1,126	1,145	1,293	1,184	5,384	13,501	9,870	4,870	1,409	1,074	2,802	44,620
1969/70	0,841	1,513	3,116	31,654	14,345	10,097	4,197	4,782	4,369	1,429	2,288	0,968	79,599
1970/71	0,829	3,475	3,165	6,598	3,744	9,039	11,553	32,392	14,681	5,257	1,799	1,476	94,008
1971/72	1,370	3,663	4,459	13,458	28,698	24,177	11,598	14,520	10,778	3,715	4,179	2,999	123,616
1972/73	4,981	3,960	8,124	11,394	11,285	8,964	5,905	16,160	12,172	5,386	1,881	0,860	91,071
1973/74	0,825	0,768	2,111	3,671	6,237	16,735	18,003	7,056	5,950	2,117	1,423	1,195	66,091
1974/75	1,394	2,314	0,825	3,483	2,396	5,116	12,117	14,809	4,950	2,110	1,525	1,657	52,696
1975/76	1,072	2,621	2,510	2,072	3,234	1,949	10,844	2,535	1,952	2,404	1,648	1,109	33,948
1976/77	1,430	2,242	6,693	11,285	10,135	6,907	6,638	15,053	31,602	12,371	3,952	2,173	110,481
1977/78	3,140	1,340	10,671	26,276	24,448	21,915	30,191	16,241	10,901	3,405	2,354	1,751	152,633
1978/79	1,589	1,327	6,650	25,027	31,464	27,444	10,582	9,621	5,851	3,244	1,693	2,335	126,827
1979/80	4,828	9,658	11,090	12,369	8,122	22,267	14,947	22,436	12,580	4,657	2,654	1,997	127,605
1980/81	1,671	2,880	7,295	10,207	5,989	5,279	16,272	5,104	1,964	1,726	0,926	0,837	60,150
1981/82	0,728	0,653	5,786	1,869	2,566	1,618	0,827	2,175	1,031	0,549	0,451	0,688	18,941
1982/83	0,579	2,817	8,743	1,199	3,724	5,451	14,888	6,823	2,778	2,236	16,925	1,987	68,150
1983/84	1,407	1,422	4,725	3,095	13,543	15,455	9,569	18,194	8,407	2,680	2,087	1,554	82,137
1984/85	1,680	11,275	4,093	10,008	7,978	9,109	10,926	10,678	5,621	5,844	1,450	1,145	79,807
1985/86	1,035	1,525	0,983	3,261	7,524	4,528	7,903	2,628	1,416	1,165	0,896	1,854	34,718
1986/87	0,801	0,733	1,338	4,112	5,390	5,957	7,023	1,897	2,419	1,808	0,916	0,969	33,363
1987/88	2,834	2,619	3,485	10,282	10,174	4,939	41,693	11,269	9,937	5,092	1,358	1,295	104,978
1988/89	1,136	0,912	0,882	0,449	0,869	0,761	7,714	2,744	0,892	1,871	0,549	0,560	19,339
1989/90	0,395	1,212	7,497	6,935	2,084	1,564	12,726	7,505	4,485	1,413	0,850	0,754	47,419
1990/91	1,467	1,628	3,149	5,771	7,565	11,794	17,743	7,792	3,653	2,206	1,760	1,532	66,060
1991/92	1,423	3,091	2,216	2,121	3,168	9,893	12,780	6,313	26,302	6,080	3,591	1,856	78,833
1992/93	10,074	3,287	10,170	3,845	8,650	12,735	9,379	9,558	11,013	2,275	1,761	2,423	85,171
1993/94	4,075	3,127	7,316	15,592	10,378	5,558	5,774	6,216	3,682	1,028	0,926	1,340	65,012
1994/95	1,580	3,046	6,980	12,755	11,797	8,137	5,298	7,902	4,749	2,180	2,872	1,425	68,721
1995/96	0,453	3,381	20,558	19,142	12,472	12,275	8,804	6,560	2,387	2,677	1,809	1,406	91,924
1996/97	1,786	4,934	24,026	21,958	6,754	4,072	5,551	12,190	12,413	7,635	9,270	2,237	112,825
1997/98	2,730	14,251	22,357	11,091	6,504	6,646	10,722	8,820	5,133	1,927	1,344	1,178	92,704
1998/99	1,201	2,076	2,838	6,630	5,701	4,711	3,607	4,207	2,367	3,338	1,320	2,388	40,384
1999/00	2,044	4,434	8,677	4,956	3,856	3,780	9,676	4,395	1,956	1,476	0,706	0,600	46,557
2000/01	0,661	3,062	7,108	26,852	10,431	30,817	5,992	4,744	1,903	1,928	1,004	0,903	95,407
2001/02	1,027	1,839	0,710	2,356	2,215	2,870	4,643	5,807	3,842	0,940	1,023	0,977	28,251
2002/03	3,939	4,739	11,937	27,295	18,226	8,294	10,800	13,440	2,605	1,985	1,366	1,245	105,870
2003/04	4,234	2,853	4,922	11,558	8,915	13,712	8,806	10,102	4,063	1,899	1,971	1,475	74,511
2004/05	1,319	1,500	4,774	4,953	4,322	5,558	7,534	3,378	1,249	1,089	0,809	0,706	37,192
2005/06	3,289	7,807	5,897	6,046	8,470	12,725	10,266	2,360	2,931	1,447	0,991	0,986	63,214

987. Río Oca aguas abajo de río Matapán

1940/2005
(hm³)

Serie completa

	Oct	Nov	Dic	Ene	Feb	Mar	Abr	May	Jun	Jul	Ago	Sep	Total
Máximo	10,074	14,743	35,205	31,654	31,464	30,817	41,693	35,630	31,602	14,731	16,925	8,993	152,633
Mínimo	0,302	0,276	0,444	0,440	0,315	0,624	0,613	0,457	0,414	0,514	0,364	0,378	7,172
Media	1,744	3,045	5,949	8,621	7,723	9,126	9,216	7,863	5,376	2,566	1,729	1,462	64,421

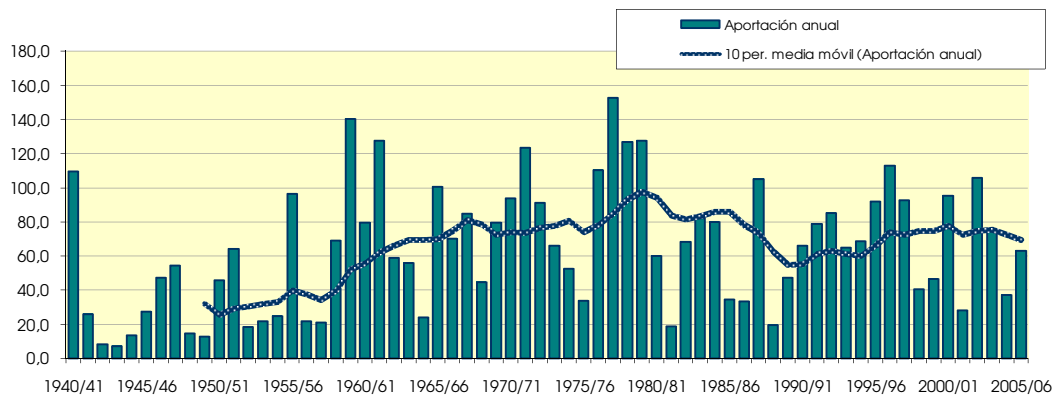
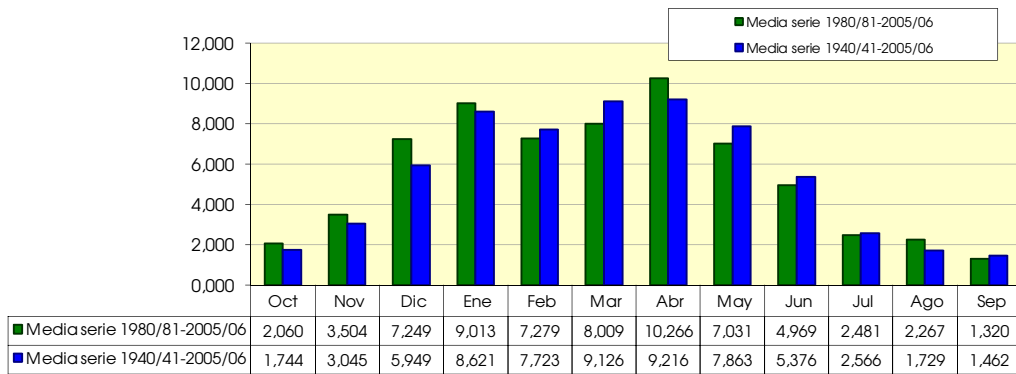
Percentil 1%	0,303	0,279	0,469	0,446	0,336	0,641	0,752	0,515	0,442	0,530	0,368	0,409	7,937
Percentil 5%	0,328	0,317	0,681	0,553	0,879	0,742	0,989	1,002	0,907	0,594	0,460	0,559	13,753
Percentil 10%	0,397	0,405	0,762	1,024	1,074	1,333	1,463	1,930	1,019	0,877	0,590	0,587	19,140
Percentil 25%	0,697	0,777	1,379	2,208	2,329	3,623	5,361	2,902	2,121	1,176	0,852	0,828	33,510
Percentil 50%	1,127	1,734	4,089	5,480	6,370	6,988	8,495	6,644	3,743	1,950	1,204	1,209	64,677
Desviación típica	1,756	3,393	6,548	8,253	7,049	7,466	6,864	6,653	5,505	2,456	2,278	1,266	36,557
Coef. variación	1,007	1,114	1,101	0,957	0,913	0,818	0,745	0,846	1,024	0,957	1,318	0,866	0,567

1980/2005
(hm³)

Serie para asignación y reserva

	Oct	Nov	Dic	Ene	Feb	Mar	Abr	May	Jun	Jul	Ago	Sep	Total
Máximo	10,074	14,251	24,026	27,295	18,226	30,817	41,693	18,194	26,302	7,635	16,925	2,423	112,825
Mínimo	0,395	0,653	0,710	0,449	0,869	0,761	0,827	1,897	0,892	0,549	0,451	0,560	18,941
Media	2,060	3,504	7,249	9,013	7,279	8,009	10,266	7,031	4,969	2,481	2,267	1,320	65,448

Percentil 1%	0,410	0,673	0,753	0,637	1,173	0,962	1,522	1,967	0,927	0,647	0,475	0,570	19,041
Percentil 5%	0,485	0,778	0,908	1,367	2,116	1,578	3,866	2,221	1,086	0,962	0,588	0,622	21,567
Percentil 10%	0,620	1,062	1,161	1,995	2,391	2,244	4,971	2,494	1,332	1,059	0,757	0,697	30,807
Percentil 25%	1,029	1,551	3,233	3,407	3,972	4,573	6,250	4,254	2,065	1,454	0,918	0,920	41,927
Percentil 50%	1,445	2,867	5,842	6,338	7,139	5,757	9,092	6,436	3,292	1,928	1,332	1,270	67,105
Desviación típica	1,980	3,163	6,283	7,624	4,077	6,162	7,485	3,969	5,330	1,748	3,440	0,543	27,367
Coef. variación	0,961	0,903	0,867	0,846	0,560	0,769	0,729	0,565	1,073	0,705	1,518	0,411	0,418



988. Arroyo de Santa Casilda bajo

(hm ²)	Oct	Nov	Dic	Ene	Feb	Mar	Abr	May	Jun	Jul	Ago	Sep	Total
1940/41	0.800	0.675	1.056	3.413	2.625	2.445	2.180	6.853	3.101	1.178	0.226	0.105	24.658
1941/42	0.043	0.507	0.267	1.885	0.696	0.594	1.849	0.713	0.315	0.205	0.218	0.565	7.856
1942/43	0.216	0.053	0.183	0.761	0.499	0.303	0.440	0.183	0.110	0.105	0.081	0.251	3.183
1943/44	0.089	0.147	0.381	0.102	0.279	0.194	0.213	0.230	0.171	0.116	0.096	0.237	2.255
1944/45	0.245	0.192	0.696	1.341	0.439	0.479	0.190	0.209	0.125	0.090	0.135	0.046	4.186
1945/46	0.067	0.121	0.311	0.583	0.211	0.413	2.622	2.000	0.707	0.234	0.138	0.067	7.474
1946/47	0.030	0.099	0.979	0.430	1.962	3.549	1.257	1.496	0.757	0.313	0.234	0.306	11.412
1947/48	0.137	0.337	1.223	5.673	1.193	0.522	1.710	1.306	0.432	0.170	0.152	0.122	12.979
1948/49	0.081	0.128	0.227	0.269	0.185	0.642	0.517	0.932	0.523	0.234	0.118	1.755	5.613
1949/50	0.238	0.117	0.416	0.239	0.363	0.345	0.739	0.465	0.590	0.261	0.077	0.043	3.894
1950/51	0.115	0.092	0.811	0.935	0.906	2.349	1.628	1.031	1.523	0.890	0.193	0.160	10.634
1951/52	0.113	0.293	0.521	1.119	0.662	3.675	2.578	1.120	0.771	2.910	0.528	0.131	14.420
1952/53	0.127	0.214	0.580	0.768	0.744	0.278	0.883	0.318	0.922	0.356	0.111	0.222	5.523
1953/54	0.559	0.103	0.160	0.876	0.751	0.945	0.546	1.568	0.632	0.251	0.113	0.057	6.560
1954/55	0.034	0.126	0.264	1.068	1.720	1.079	0.798	0.757	0.914	0.673	0.201	0.075	7.710
1955/56	0.339	0.285	3.077	3.413	0.925	4.411	5.097	2.941	1.076	0.367	0.147	0.126	22.204
1956/57	0.114	0.585	0.284	0.493	1.098	0.511	0.531	0.991	1.710	0.625	0.134	0.078	7.153
1957/58	0.054	0.186	0.397	1.132	0.694	1.554	0.677	0.610	0.752	0.425	0.396	0.273	7.149
1958/59	0.355	0.302	2.227	0.804	0.402	2.137	1.151	1.317	1.137	0.937	0.543	1.765	13.077
1959/60	0.747	2.802	5.601	4.522	4.680	3.627	1.067	0.768	0.645	0.371	0.120	0.142	25.093
1960/61	0.820	1.124	3.822	3.073	1.444	0.986	0.975	1.437	1.016	0.474	0.129	0.208	15.508
1961/62	0.339	3.329	3.010	3.984	2.972	3.858	2.521	1.420	0.768	0.256	0.125	0.099	22.680
1962/63	0.113	0.355	0.880	1.772	1.635	2.326	1.373	0.735	1.029	0.719	0.195	0.683	11.816
1963/64	0.147	1.100	1.595	0.904	1.431	2.524	2.344	1.327	0.533	0.200	0.156	0.094	12.354
1964/65	0.059	0.039	0.069	0.500	0.466	1.295	0.969	0.404	0.124	0.065	0.047	0.485	4.523
1965/66	0.367	0.997	2.664	2.811	3.569	2.642	2.238	1.348	1.768	0.736	0.169	0.094	19.404
1966/67	0.814	2.388	1.440	1.551	1.502	1.460	1.648	1.874	1.065	0.567	0.251	0.132	14.694
1967/68	0.138	3.174	2.064	1.541	2.385	2.084	2.879	2.369	1.382	0.433	0.129	0.068	18.645
1968/69	0.063	0.355	0.425	0.580	0.609	1.494	2.687	2.606	1.722	0.603	0.214	0.979	12.336
1969/70	0.264	0.736	1.330	7.787	3.709	2.744	1.033	0.682	1.099	0.353	0.786	0.266	20.789
1970/71	0.055	0.118	0.117	0.964	0.415	0.594	1.730	4.594	2.942	1.052	0.272	0.110	12.962
1971/72	0.061	0.286	0.277	1.382	2.596	2.456	0.901	1.037	1.139	0.623	0.424	0.259	11.439
1972/73	0.482	0.169	0.304	0.673	0.839	0.601	0.461	1.040	0.899	0.286	0.307	0.092	6.153
1973/74	0.224	0.237	0.241	1.150	1.056	2.610	3.580	2.221	1.245	0.600	0.189	0.073	13.427
1974/75	0.211	0.680	0.244	0.788	0.780	1.020	2.108	2.380	1.251	0.314	0.204	0.159	10.139
1975/76	0.054	0.592	0.646	0.282	0.523	0.394	1.428	0.931	0.273	1.201	0.492	0.366	7.183
1976/77	0.213	0.375	1.139	1.931	2.232	1.164	0.798	2.089	5.255	2.594	0.771	0.168	18.728
1977/78	0.798	0.284	1.975	6.653	4.648	2.531	3.933	3.868	1.265	0.474	0.134	0.066	26.631
1978/79	0.059	0.158	1.056	3.041	3.995	4.343	1.988	1.105	0.678	0.248	0.081	0.227	16.979
1979/80	0.316	0.872	1.232	1.073	1.004	3.312	2.817	2.452	2.156	0.841	0.230	0.117	16.423
1980/81	0.132	0.361	0.697	1.411	0.479	0.607	1.266	0.719	0.188	0.159	0.046	0.154	6.217
1981/82	0.059	0.047	1.015	0.527	0.300	0.201	0.085	0.463	0.438	0.122	0.057	0.394	3.708
1982/83	0.188	0.818	2.467	0.720	0.405	0.395	2.428	1.526	0.507	0.331	2.936	0.886	13.607
1983/84	0.154	0.228	0.930	0.431	1.377	2.318	1.217	2.013	1.502	0.487	0.118	0.050	10.826
1984/85	0.262	2.840	0.983	1.353	1.140	1.032	1.095	1.387	0.920	0.724	0.195	0.084	12.015
1985/86	0.045	0.388	0.241	0.528	1.055	0.874	0.671	0.516	0.190	0.083	0.087	0.608	5.286
1986/87	0.200	0.078	0.166	0.669	0.602	0.675	0.663	0.323	0.317	0.291	0.110	0.191	4.285
1987/88	0.703	0.577	0.924	1.670	1.032	0.547	5.401	2.101	1.385	0.793	0.162	0.071	15.365
1988/89	0.079	0.040	0.035	0.021	0.101	0.063	0.923	0.376	0.135	0.424	0.108	0.079	2.384
1989/90	0.040	0.407	1.206	1.264	0.438	0.170	1.270	1.095	0.658	0.264	0.087	0.058	6.956
1990/91	0.160	0.247	0.278	0.341	0.782	0.898	1.838	0.592	0.228	0.097	0.078	0.253	5.793
1991/92	0.103	0.188	0.060	0.110	0.043	0.698	0.680	0.312	2.616	1.260	0.304	0.115	6.489
1992/93	0.969	0.378	0.499	0.197	0.430	0.772	0.848	1.175	1.082	0.598	0.150	0.446	7.544
1993/94	0.562	0.177	0.279	1.106	0.833	0.618	0.190	0.498	0.376	0.214	0.131	0.086	5.071
1994/95	0.217	0.464	0.508	1.211	1.314	0.813	0.164	0.452	0.275	0.273	0.088	0.061	5.839
1995/96	0.025	0.120	1.572	2.133	1.124	1.212	0.895	0.463	0.223	0.110	0.091	0.111	8.080
1996/97	0.041	0.186	2.088	2.693	0.978	0.341	0.063	0.960	1.285	1.103	0.931	0.359	11.028
1997/98	0.156	1.830	3.276	1.245	0.697	0.570	1.376	1.002	0.649	0.267	0.094	0.254	11.414
1998/99	0.094	0.089	0.085	0.291	0.308	0.233	0.271	0.285	0.130	0.201	0.064	0.150	2.200
1999/00	0.235	0.260	0.469	0.244	0.157	0.160	1.181	0.767	0.314	0.200	0.070	0.060	4.118
2000/01	0.099	0.687	0.845	3.432	1.575	3.796	0.916	0.316	0.148	0.127	0.108	0.079	12.128
2001/02	0.108	0.278	0.087	0.186	0.192	0.209	0.519	0.478	0.387	0.200	0.198	0.227	3.070
2002/03	0.420	0.516	1.347	3.703	3.261	1.464	1.761	1.178	0.558	0.175	0.088	0.073	14.545
2003/04	0.489	0.340	0.480	1.027	1.017	1.663	1.208	1.018	0.516	0.196	0.192	0.275	8.420
2004/05	0.166	0.155	0.644	0.617	0.652	0.449	0.922	0.530	0.244	0.110	0.059	0.049	4.596
2005/06	0.463	0.978	0.619	0.608	0.972	1.609	1.054	0.645	0.296	0.163	0.064	0.108	7.580

988. Arroyo de Santa Casilda bajo

1940/2005
(hm³)

Serie completa

	Oct	Nov	Dic	Ene	Feb	Mar	Abr	May	Jun	Jul	Ago	Sep	Total
Máximo	0,969	3,329	5,601	7,787	4,680	4,411	5,401	6,853	5,255	2,910	2,936	1,765	26,631
Mínimo	0,025	0,039	0,035	0,021	0,043	0,063	0,063	0,183	0,110	0,065	0,046	0,043	2,200
Media	0,247	0,567	1,000	1,515	1,214	1,407	1,424	1,256	0,910	0,490	0,241	0,251	10,521

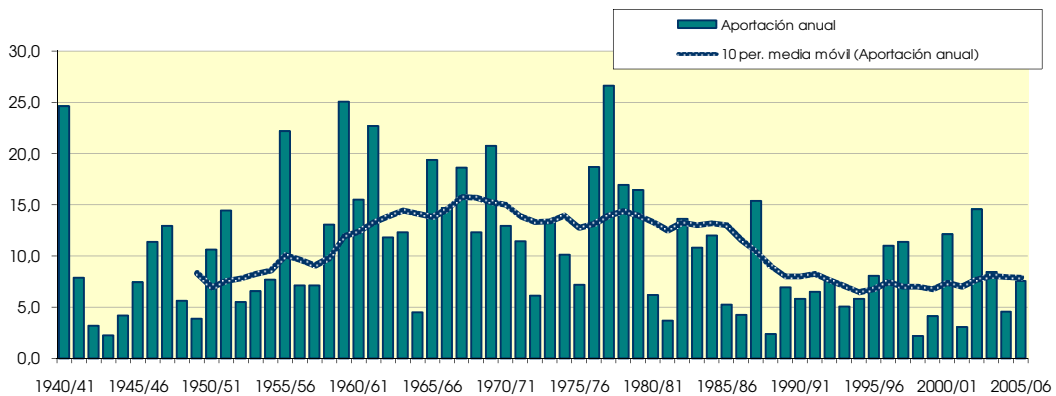
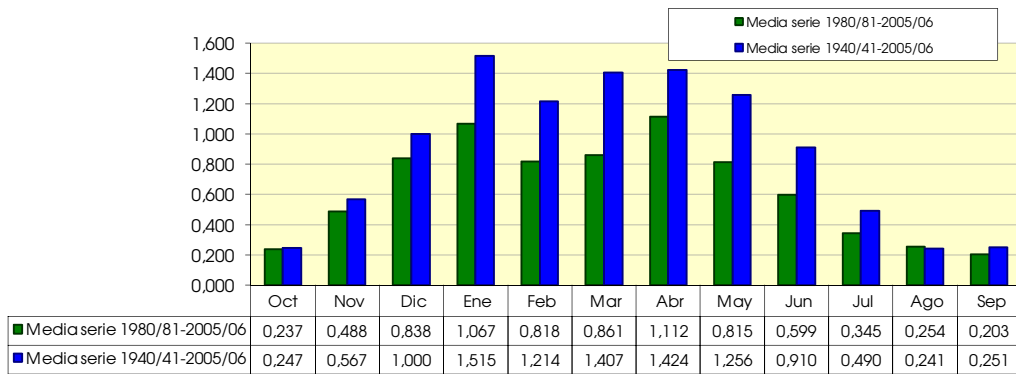
Percentil 1%	0,028	0,040	0,051	0,074	0,081	0,126	0,077	0,200	0,119	0,077	0,047	0,045	2,236
Percentil 5%	0,041	0,059	0,085	0,189	0,187	0,196	0,190	0,292	0,131	0,099	0,060	0,052	3,098
Percentil 10%	0,049	0,095	0,163	0,257	0,289	0,255	0,355	0,321	0,179	0,113	0,073	0,060	4,006
Percentil 25%	0,080	0,156	0,278	0,541	0,470	0,513	0,695	0,520	0,315	0,200	0,095	0,079	5,804
Percentil 50%	0,155	0,290	0,645	1,048	0,873	0,965	1,123	1,010	0,693	0,313	0,137	0,131	9,280
Desviación típica	0,237	0,753	1,044	1,560	1,095	1,184	1,091	1,109	0,854	0,506	0,380	0,330	6,093
Coef. variación	0,960	1,329	1,044	1,030	0,902	0,841	0,766	0,883	0,938	1,033	1,581	1,316	0,579

1980/2005
(hm³)

Serie para asignación y reserva

	Oct	Nov	Dic	Ene	Feb	Mar	Abr	May	Jun	Jul	Ago	Sep	Total
Máximo	0,969	2,840	3,276	3,703	3,261	3,796	5,401	2,101	2,616	1,260	2,936	0,886	15,365
Mínimo	0,025	0,040	0,035	0,021	0,043	0,063	0,063	0,285	0,130	0,083	0,046	0,049	2,200
Media	0,237	0,488	0,838	1,067	0,818	0,861	1,112	0,815	0,599	0,345	0,254	0,203	7,637

Percentil 1%	0,029	0,042	0,041	0,043	0,058	0,087	0,069	0,292	0,131	0,087	0,049	0,049	2,246
Percentil 5%	0,041	0,054	0,066	0,129	0,115	0,163	0,105	0,313	0,139	0,100	0,058	0,052	2,555
Percentil 10%	0,043	0,083	0,086	0,192	0,175	0,185	0,177	0,319	0,168	0,110	0,061	0,059	3,389
Percentil 25%	0,095	0,180	0,278	0,364	0,411	0,354	0,665	0,463	0,232	0,160	0,080	0,074	4,715
Percentil 50%	0,158	0,309	0,631	0,695	0,740	0,647	0,923	0,619	0,381	0,208	0,101	0,113	6,723
Desviación típica	0,231	0,609	0,789	0,980	0,652	0,809	1,039	0,507	0,572	0,310	0,573	0,199	3,837
Coef. variación	0,974	1,248	0,941	0,918	0,797	0,939	0,935	0,622	0,956	0,899	2,252	0,982	0,502



990. Río Oca aguas arriba del río Homino

(hm ²)	Oct	Nov	Dic	Ene	Feb	Mar	Abr	May	Jun	Jul	Ago	Sep	Total
1940/41	4,326	2,141	3,597	18,889	16,259	13,666	13,708	46,565	17,303	4,898	2,216	1,814	145,382
1941/42	0,939	1,831	1,095	7,737	1,961	2,268	10,494	2,950	2,775	1,302	1,257	1,982	36,592
1942/43	0,893	0,390	0,891	2,579	1,472	0,958	1,484	0,658	0,545	0,671	0,471	0,960	11,971
1943/44	0,426	0,599	1,269	0,606	1,009	0,903	1,243	1,058	0,866	0,691	0,484	0,840	9,993
1944/45	1,104	0,718	2,385	7,379	1,578	2,012	0,847	0,998	0,614	0,643	1,015	0,501	19,796
1945/46	0,408	0,467	1,739	1,362	0,579	1,204	15,228	11,109	2,098	1,358	0,867	0,686	37,106
1946/47	0,352	0,402	3,003	1,254	12,970	23,660	4,835	9,087	3,458	1,596	1,176	1,493	63,287
1947/48	0,797	1,097	5,519	34,965	3,470	2,540	11,207	8,762	1,443	1,244	0,877	0,774	72,695
1948/49	0,503	0,469	0,731	0,736	0,516	2,248	1,539	2,999	1,572	1,066	0,666	8,491	21,536
1949/50	0,770	0,599	1,337	0,770	1,532	1,411	3,058	2,578	3,649	1,029	0,547	0,447	17,725
1950/51	0,594	0,383	2,978	3,626	5,872	15,806	8,588	6,850	10,339	3,253	1,163	1,043	60,494
1951/52	0,856	2,998	2,109	4,527	3,074	25,833	14,523	5,340	3,903	18,941	1,753	1,045	84,903
1952/53	0,889	1,128	2,377	2,447	3,670	1,075	4,611	0,918	6,234	1,233	0,641	0,865	26,088
1953/54	2,586	0,499	0,677	3,494	3,522	5,107	2,046	7,958	2,585	1,312	0,810	0,640	31,235
1954/55	0,359	0,575	0,737	3,534	9,393	4,079	3,542	3,444	5,021	2,153	1,045	0,705	34,586
1955/56	1,424	0,865	13,566	15,535	9,554	28,907	32,789	16,419	4,786	2,732	1,663	1,545	129,786
1956/57	0,977	2,272	1,088	1,470	5,059	1,919	1,966	4,664	8,605	1,953	0,899	0,741	31,614
1957/58	0,422	0,746	1,175	3,641	2,392	8,823	2,608	2,482	4,208	1,487	1,359	1,020	30,362
1958/59	1,468	1,349	15,315	3,909	2,312	19,245	9,689	14,290	7,869	5,828	3,262	13,438	97,974
1959/60	7,950	15,192	47,104	31,559	32,352	26,974	7,933	7,366	4,824	2,405	1,442	1,370	186,473
1960/61	7,908	8,162	27,189	18,976	8,266	5,161	8,429	10,476	4,807	2,614	1,405	1,592	104,986
1961/62	2,239	20,449	16,828	29,797	24,219	31,375	17,677	11,099	5,639	3,688	2,433	2,011	167,455
1962/63	1,762	2,091	3,846	11,819	9,440	18,155	9,552	3,331	8,501	3,107	1,475	3,416	76,496
1963/64	1,060	5,673	6,667	2,896	12,341	17,174	14,469	5,626	2,705	1,735	1,335	1,047	72,728
1964/65	1,022	0,814	1,248	3,565	2,726	9,635	6,080	2,199	1,180	1,109	0,740	2,012	32,330
1965/66	1,603	4,647	15,871	17,192	30,850	11,844	19,090	8,646	12,138	3,354	1,942	1,568	128,746
1966/67	5,291	12,778	6,657	10,985	9,575	11,613	12,501	13,398	5,051	3,312	1,714	1,462	94,337
1967/68	1,535	16,046	9,439	9,138	16,651	15,109	17,559	14,353	6,265	2,754	1,684	1,379	111,910
1968/69	1,106	1,576	1,644	1,940	1,938	7,219	16,994	13,074	6,758	2,099	1,383	4,139	59,870
1969/70	1,160	2,391	4,832	44,373	21,403	14,423	5,880	5,697	6,472	1,908	3,245	1,326	113,110
1970/71	0,959	3,634	3,344	7,626	4,233	9,763	13,704	39,143	17,987	6,495	2,190	1,692	110,769
1971/72	1,516	4,314	4,838	15,726	33,681	28,393	13,233	16,710	12,765	4,591	4,936	3,446	144,150
1972/73	5,735	4,215	8,537	12,248	12,595	9,718	6,720	17,424	13,152	5,736	2,322	1,015	99,417
1973/74	1,134	1,068	2,398	4,891	7,706	20,302	23,494	10,033	7,624	2,852	1,718	1,350	84,571
1974/75	1,767	3,153	1,117	4,448	3,394	6,676	15,760	18,091	6,410	2,562	1,832	1,978	67,187
1975/76	1,215	3,649	3,308	2,466	3,996	2,497	13,333	3,573	2,298	3,917	2,222	1,555	44,028
1976/77	1,710	2,733	7,994	13,500	12,913	8,331	7,587	18,474	39,818	15,850	4,936	2,495	136,340
1977/78	4,191	1,721	13,470	37,250	32,034	25,778	37,533	21,843	12,695	4,117	2,661	1,949	195,242
1978/79	1,833	1,666	7,877	30,723	37,974	34,539	13,268	11,355	6,800	3,663	1,895	2,710	154,304
1979/80	5,457	10,963	13,023	13,791	9,481	28,181	19,502	26,247	16,112	5,784	3,083	2,279	153,903
1980/81	2,034	3,418	8,386	12,340	6,623	6,162	18,447	5,999	2,274	2,003	1,041	1,056	69,782
1981/82	0,848	0,749	7,018	2,499	2,997	1,905	0,963	2,715	1,541	0,704	0,539	1,187	23,664
1982/83	0,834	3,772	12,003	1,996	4,671	6,397	19,443	8,533	3,431	2,789	21,910	3,015	88,794
1983/84	1,677	1,813	6,348	3,702	16,864	19,568	11,572	21,589	10,561	3,346	2,353	1,720	101,112
1984/85	2,218	15,411	5,219	11,865	9,379	10,746	12,912	13,327	6,841	7,400	1,753	1,318	98,387
1985/86	1,161	2,133	1,282	4,206	8,992	5,692	9,029	3,313	1,701	1,332	1,047	2,662	42,552
1986/87	1,050	0,860	1,596	4,951	6,309	6,993	8,038	2,314	2,883	2,210	1,086	1,219	39,509
1987/88	3,868	3,545	4,673	12,872	12,263	5,902	52,326	14,119	11,898	6,233	1,621	1,467	130,787
1988/89	1,317	1,027	0,987	0,510	1,050	0,872	9,282	3,186	1,075	2,519	0,698	0,683	23,206
1989/90	0,467	1,815	9,090	8,792	2,689	1,830	15,229	9,218	5,325	1,757	0,993	0,868	58,073
1990/91	1,756	2,014	3,566	6,318	8,682	13,209	21,262	9,141	4,003	2,448	1,959	1,950	76,309
1991/92	1,642	3,431	2,324	2,331	3,256	11,085	13,798	6,747	30,533	7,590	4,042	2,148	88,927
1992/93	11,878	3,774	10,882	4,114	9,427	13,944	10,758	11,220	12,436	3,000	2,010	2,977	96,422
1993/94	4,896	3,395	7,738	17,332	11,577	6,335	6,088	6,873	4,112	1,305	1,123	1,494	72,269
1994/95	1,903	3,645	7,624	14,827	14,254	9,398	5,562	8,588	5,088	2,677	3,046	1,577	78,189
1995/96	0,509	3,583	22,496	22,193	14,703	14,224	10,439	7,127	2,705	2,889	1,979	1,625	104,473
1996/97	1,902	5,259	27,400	26,478	7,953	4,540	5,668	13,661	14,068	9,131	10,548	2,683	129,290
1997/98	2,977	16,743	27,496	12,494	7,463	7,643	13,095	10,276	5,927	2,312	1,522	1,571	109,518
1998/99	1,417	2,269	2,989	7,049	6,162	5,042	4,006	4,630	2,532	3,616	1,420	2,598	43,730
1999/00	2,347	4,850	9,339	5,265	4,074	4,003	11,294	5,317	2,328	1,739	0,821	0,704	52,080
2000/01	0,867	3,928	8,103	31,883	12,297	36,754	7,045	5,152	2,124	2,147	1,173	1,044	112,518
2001/02	1,218	2,383	0,839	2,613	2,488	3,115	5,238	6,415	4,286	1,182	1,287	1,249	32,311
2002/03	4,466	5,336	13,836	33,381	23,498	10,117	13,510	14,939	3,291	2,283	1,541	1,395	127,591
2003/04	4,900	3,282	5,649	13,210	10,933	16,384	10,527	11,447	4,695	2,223	2,267	1,920	87,438
2004/05	1,586	1,784	5,672	5,882	5,936	6,481	9,318	4,009	1,586	1,293	0,935	0,818	45,299
2005/06	3,886	9,222	6,724	6,988	9,982	15,026	11,635	3,137	3,344	1,701	1,120	1,168	73,932

990. Río Oca aguas arriba del río Homino

1940/2005
(hm³)

Serie completa

	Oct	Nov	Dic	Ene	Feb	Mar	Abr	May	Jun	Jul	Ago	Sep	Total
Máximo	11,878	20,449	47,104	44,373	37,974	36,754	52,326	46,565	39,818	18,941	21,910	13,438	195,242
Mínimo	0,352	0,383	0,677	0,510	0,516	0,872	0,847	0,658	0,545	0,643	0,471	0,447	9,993
Media	2,150	3,877	7,395	10,901	9,674	11,332	11,527	9,701	6,643	3,256	2,100	1,863	80,419

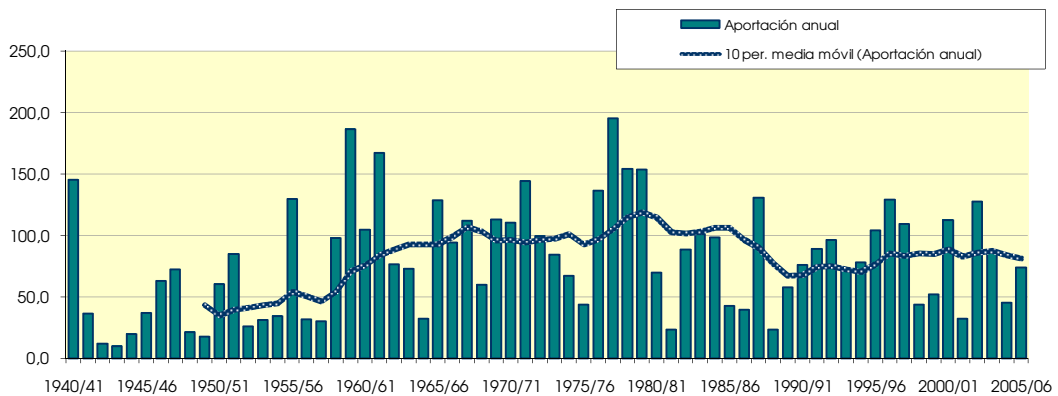
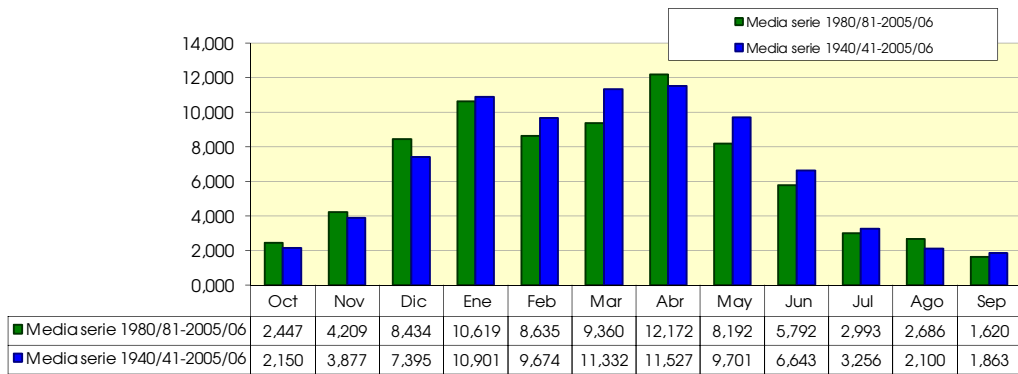
Percentil 1%	0,357	0,387	0,712	0,572	0,557	0,892	0,922	0,827	0,590	0,661	0,479	0,482	11,279
Percentil 5%	0,423	0,468	0,852	0,891	1,156	1,107	1,498	1,343	1,101	0,785	0,571	0,683	20,231
Percentil 10%	0,506	0,587	1,092	1,705	1,758	1,867	2,327	2,530	1,557	1,145	0,719	0,723	24,876
Percentil 25%	0,905	1,075	1,831	3,504	3,291	4,195	5,930	3,682	2,615	1,514	1,042	1,043	40,269
Percentil 50%	1,446	2,328	5,028	7,018	7,829	9,111	10,510	8,245	4,797	2,427	1,458	1,480	76,403
Desviación típica	2,116	4,457	8,214	10,592	8,783	9,273	8,656	8,225	6,682	3,108	2,866	1,845	45,117
Coef. variación	0,984	1,150	1,111	0,972	0,908	0,818	0,751	0,848	1,006	0,955	1,365	0,991	0,561

1980/2005
(hm³)

Serie para asignación y reserva

	Oct	Nov	Dic	Ene	Feb	Mar	Abr	May	Jun	Jul	Ago	Sep	Total
Máximo	11,878	16,743	27,496	33,381	23,498	36,754	52,326	21,589	30,533	9,131	21,910	3,015	130,787
Mínimo	0,467	0,749	0,839	0,510	1,050	0,872	0,963	2,314	1,075	0,704	0,539	0,683	23,206
Media	2,447	4,209	8,434	10,619	8,635	9,360	12,172	8,192	5,792	2,993	2,686	1,620	77,160

Percentil 1%	0,477	0,777	0,876	0,881	1,410	1,111	1,723	2,414	1,191	0,824	0,579	0,688	23,320
Percentil 5%	0,590	0,902	1,061	2,080	2,538	1,849	4,314	2,821	1,552	1,210	0,728	0,732	25,826
Percentil 10%	0,841	1,406	1,439	2,415	2,843	2,510	5,400	3,161	1,643	1,299	0,878	0,843	35,910
Percentil 25%	1,175	2,044	3,843	4,137	4,987	5,205	7,293	4,761	2,379	1,743	1,057	1,173	46,994
Percentil 50%	1,716	3,424	6,871	7,018	8,317	6,737	10,642	7,000	3,717	2,297	1,471	1,481	77,249
Desviación típica	2,328	3,908	7,272	9,112	5,112	7,390	9,476	4,657	6,181	2,150	4,365	0,690	32,601
Coef. variación	0,951	0,928	0,862	0,858	0,592	0,790	0,778	0,569	1,067	0,718	1,625	0,426	0,423



991. Río Homino aguas arriba de río Castil

(hm ²)	Oct	Nov	Dic	Ene	Feb	Mar	Abr	May	Jun	Jul	Ago	Sep	Total
1940/41	1,152	0,929	1,083	5,732	5,646	6,084	5,120	13,524	5,391	2,308	0,591	0,327	47,888
1941/42	0,116	0,915	0,453	2,598	1,124	1,556	4,601	1,349	0,861	0,445	0,433	0,667	15,118
1942/43	0,326	0,145	0,391	2,148	1,146	1,063	1,507	0,466	0,320	0,276	0,151	0,366	8,305
1943/44	0,252	0,358	0,641	0,407	0,559	0,615	0,510	0,429	0,375	0,332	0,185	0,396	5,059
1944/45	0,415	0,308	0,611	0,927	0,511	0,563	0,293	0,252	0,228	0,213	0,240	0,113	4,675
1945/46	0,152	0,270	0,596	0,676	0,380	0,634	3,832	2,920	1,125	0,572	0,264	0,151	11,572
1946/47	0,081	0,181	0,930	0,785	3,115	6,903	1,608	1,629	1,055	0,556	0,321	0,476	17,640
1947/48	0,302	0,400	1,050	6,805	1,460	0,786	2,327	1,850	0,693	0,385	0,225	0,160	16,442
1948/49	0,160	0,215	0,513	0,675	0,440	1,415	0,864	0,772	0,614	0,397	0,178	1,986	8,227
1949/50	0,452	0,335	0,640	0,465	1,156	0,845	1,098	1,181	0,997	0,607	0,234	0,134	8,144
1950/51	0,189	0,192	0,840	1,913	2,988	5,159	3,549	2,549	2,855	1,338	0,451	0,348	22,373
1951/52	0,277	1,631	1,343	1,894	1,383	4,594	5,348	2,651	1,347	4,675	1,146	0,455	26,744
1952/53	0,306	0,540	1,124	1,370	1,948	1,145	2,156	1,120	1,886	1,172	0,414	0,586	13,766
1953/54	0,971	0,349	0,506	1,496	1,418	1,537	1,083	1,381	1,092	0,690	0,337	0,210	11,073
1954/55	0,094	0,321	0,345	1,366	2,675	1,995	1,107	0,802	0,977	0,984	0,376	0,164	11,208
1955/56	0,416	0,641	3,224	3,053	0,888	6,879	7,505	3,780	1,579	0,808	0,322	0,284	29,380
1956/57	0,242	0,729	0,639	0,571	0,855	0,770	0,983	0,911	2,198	0,911	0,290	0,172	9,271
1957/58	0,120	0,372	0,688	1,724	1,506	3,158	1,253	1,206	1,884	0,837	0,601	0,339	13,689
1958/59	0,345	0,375	2,902	1,704	0,724	3,713	1,707	2,652	2,862	1,817	0,905	1,344	21,050
1959/60	1,470	4,694	12,243	8,891	11,152	8,758	2,250	1,965	0,792	0,513	0,188	0,249	53,167
1960/61	1,520	1,681	6,160	4,902	2,315	1,507	1,628	1,633	0,947	0,656	0,243	0,298	23,490
1961/62	0,634	4,110	5,893	7,290	5,579	8,386	3,856	2,114	1,237	0,624	0,287	0,203	40,213
1962/63	0,242	0,368	0,935	2,057	1,872	3,048	2,279	1,531	1,080	0,810	0,328	0,771	15,321
1963/64	0,359	1,587	1,464	1,286	2,257	4,412	3,435	2,001	1,023	0,491	0,260	0,182	18,757
1964/65	0,204	0,187	0,311	0,801	0,707	1,706	1,141	0,762	0,333	0,201	0,104	0,755	7,213
1965/66	0,704	1,715	5,313	6,826	9,713	4,142	4,727	2,220	2,563	1,162	0,409	0,229	39,722
1966/67	1,682	4,512	2,712	2,660	2,058	2,862	2,262	2,908	1,639	0,879	0,446	0,240	24,860
1967/68	0,290	3,594	3,202	2,775	4,940	3,197	5,087	3,659	1,646	0,762	0,309	0,197	29,657
1968/69	0,161	0,346	0,503	0,639	0,686	2,363	2,643	3,223	1,787	0,843	0,339	1,205	14,740
1969/70	0,540	0,620	1,713	12,939	5,347	4,324	1,911	1,011	1,095	0,558	0,553	0,334	30,946
1970/71	0,169	0,200	0,185	0,848	0,503	0,711	3,415	6,594	5,010	2,698	0,820	0,397	21,550
1971/72	0,268	0,490	0,788	1,575	5,072	4,831	2,418	2,095	2,572	1,362	0,679	0,415	22,565
1972/73	1,131	0,635	0,708	1,585	2,007	1,550	0,980	1,939	1,281	0,575	0,443	0,227	13,061
1973/74	0,618	0,549	0,517	1,853	1,533	3,428	5,199	2,726	1,821	0,825	0,302	0,159	19,530
1974/75	0,372	0,846	0,703	0,939	1,119	1,207	2,774	2,218	1,853	0,749	0,376	0,336	13,492
1975/76	0,167	0,726	0,855	0,698	1,006	0,856	1,560	1,617	0,741	1,161	0,667	0,686	10,741
1976/77	0,385	0,656	1,034	1,731	3,855	1,674	1,002	1,916	6,527	2,649	1,390	0,472	23,292
1977/78	0,965	0,584	2,147	6,262	9,687	4,164	6,969	4,799	1,946	1,360	0,497	0,228	39,607
1978/79	0,217	0,296	1,567	6,808	12,683	9,907	3,756	2,195	1,576	0,794	0,287	0,286	40,373
1979/80	1,161	1,556	1,775	1,586	1,239	5,353	4,510	5,149	3,143	1,289	0,455	0,265	27,481
1980/81	0,289	0,482	0,742	1,550	0,938	1,277	1,512	1,316	0,585	0,372	0,142	0,234	9,439
1981/82	0,209	0,166	1,777	1,222	0,533	0,466	0,288	0,364	0,413	0,152	0,100	0,526	6,216
1982/83	0,278	1,226	3,435	1,724	1,241	1,285	8,377	3,701	1,694	1,073	3,281	1,210	28,524
1983/84	0,388	0,422	1,243	1,047	2,505	4,455	2,235	4,776	2,697	1,048	0,425	0,202	21,443
1984/85	0,576	4,599	1,688	2,432	2,903	1,953	3,943	3,162	2,220	1,115	0,416	0,204	25,213
1985/86	0,116	0,562	0,602	0,895	2,880	1,779	1,314	1,187	0,487	0,236	0,163	0,707	10,929
1986/87	0,418	0,208	0,302	1,016	0,947	1,132	1,261	0,835	0,557	0,736	0,294	0,305	8,011
1987/88	0,722	0,753	1,142	2,255	2,039	1,592	8,618	3,311	2,173	1,838	0,419	0,222	25,085
1988/89	0,194	0,131	0,105	0,076	0,225	0,185	1,165	0,690	0,314	0,334	0,154	0,193	3,763
1989/90	0,095	0,522	1,999	1,980	0,841	0,434	2,334	1,475	1,060	0,556	0,215	0,132	11,643
1990/91	0,243	0,360	0,492	0,504	0,667	1,257	2,074	0,802	0,613	0,368	0,210	0,406	7,995
1991/92	0,271	0,407	0,303	0,319	0,187	0,866	1,496	0,744	3,427	1,935	0,647	0,413	11,016
1992/93	1,404	1,107	0,898	0,698	0,570	1,042	1,237	1,623	1,389	0,993	0,436	0,504	11,901
1993/94	0,905	0,544	0,553	1,613	1,378	1,355	0,610	1,238	0,841	0,596	0,354	0,248	10,235
1994/95	0,368	0,640	0,584	1,441	1,829	1,538	0,555	0,532	0,422	0,516	0,218	0,193	8,836
1995/96	0,069	0,420	2,846	4,609	2,572	3,290	2,340	1,303	0,587	0,354	0,287	0,238	18,916
1996/97	0,134	0,357	3,073	3,924	1,854	1,042	0,255	1,140	1,829	1,853	1,189	0,727	17,376
1997/98	0,436	2,479	4,792	2,552	1,555	1,197	3,268	1,987	1,288	0,762	0,293	0,464	21,073
1998/99	0,222	0,226	0,289	0,487	0,472	0,518	0,534	0,503	0,357	0,371	0,162	0,227	4,369
1999/00	0,505	0,556	1,126	0,914	0,496	0,573	3,913	1,553	0,842	0,575	0,244	0,184	11,482
2000/01	0,266	1,484	1,852	8,880	3,818	10,018	1,823	0,990	0,492	0,350	0,283	0,179	30,435
2001/02	0,193	0,445	0,383	0,356	0,323	0,389	0,608	0,455	0,480	0,350	0,274	0,329	4,586
2002/03	0,555	0,688	2,217	8,445	6,575	3,078	4,866	1,826	0,975	0,453	0,216	0,166	30,060
2003/04	0,857	0,844	0,924	1,982	2,076	3,697	2,637	1,297	0,721	0,372	0,351	0,325	16,084
2004/05	0,314	0,396	1,319	1,276	1,329	1,154	1,516	0,948	0,559	0,318	0,150	0,108	9,388
2005/06	0,503	0,958	0,829	0,933	1,391	3,070	1,484	0,971	0,416	0,285	0,131	0,180	11,150

991. Río Homino aguas arriba de río Castil

1940/2005
(hm³)

Serie completa

	Oct	Nov	Dic	Ene	Feb	Mar	Abr	May	Jun	Jul	Ago	Sep	Total
Máximo	1,682	4,694	12,243	12,939	12,683	10,018	8,618	13,524	6,527	4,675	3,281	1,986	53,167
Mínimo	0,069	0,131	0,105	0,076	0,187	0,185	0,255	0,252	0,228	0,152	0,100	0,108	3,763
Media	0,457	0,911	1,587	2,491	2,385	2,673	2,584	2,037	1,460	0,882	0,426	0,388	18,281

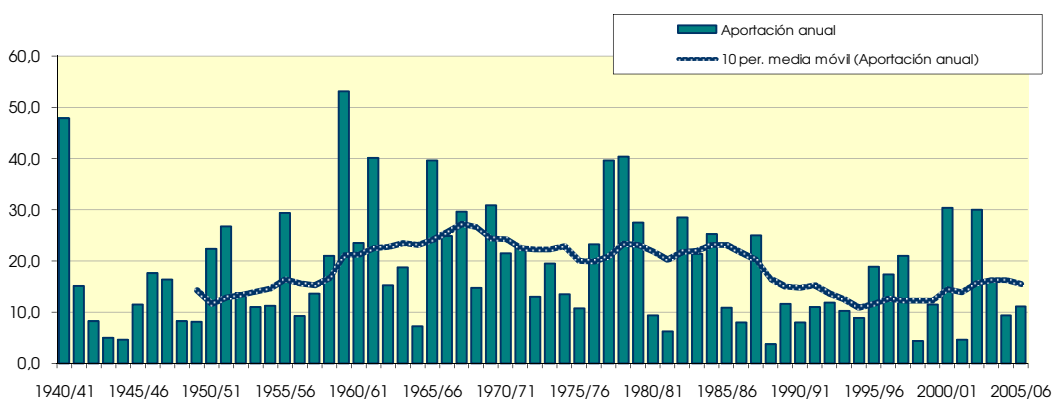
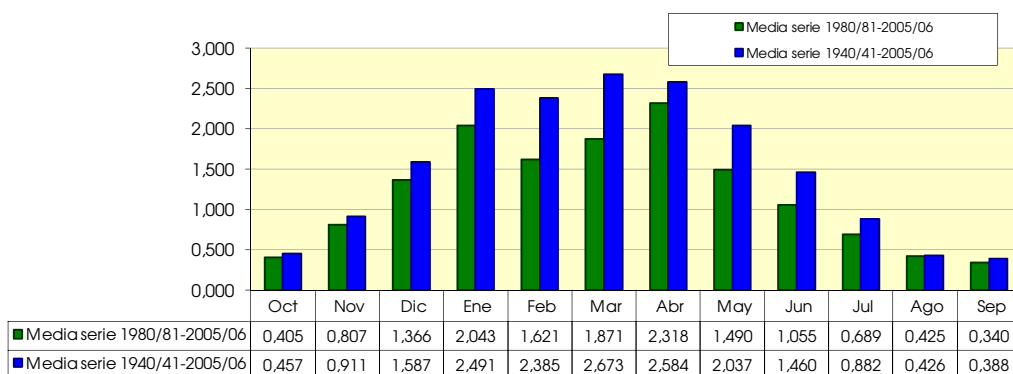
Percentil 1%	0,077	0,140	0,157	0,234	0,212	0,317	0,276	0,325	0,284	0,184	0,103	0,111	4,157
Percentil 5%	0,100	0,182	0,302	0,422	0,395	0,479	0,516	0,458	0,339	0,246	0,144	0,138	4,771
Percentil 10%	0,127	0,204	0,364	0,537	0,499	0,594	0,609	0,611	0,414	0,325	0,158	0,162	7,604
Percentil 25%	0,205	0,351	0,587	0,899	0,844	1,047	1,183	0,975	0,613	0,388	0,227	0,198	10,362
Percentil 50%	0,310	0,542	0,927	1,586	1,439	1,574	2,115	1,585	1,086	0,673	0,315	0,285	15,219
Desviación típica	0,383	1,086	1,892	2,594	2,618	2,374	1,943	1,910	1,209	0,740	0,437	0,326	11,061
Coef. variación	0,838	1,192	1,192	1,041	1,098	0,888	0,752	0,938	0,828	0,839	1,026	0,838	0,605

1980/2005
(hm³)

Serie para asignación y reserva

	Oct	Nov	Dic	Ene	Feb	Mar	Abr	May	Jun	Jul	Ago	Sep	Total
Máximo	1,404	4,599	4,792	8,880	6,575	10,018	8,618	4,776	3,427	1,935	3,281	1,210	30,435
Mínimo	0,069	0,131	0,105	0,076	0,187	0,185	0,255	0,364	0,314	0,152	0,100	0,108	3,763
Media	0,405	0,807	1,366	2,043	1,621	1,871	2,318	1,490	1,055	0,689	0,425	0,340	14,429

Percentil 1%	0,076	0,139	0,151	0,137	0,197	0,236	0,263	0,387	0,325	0,173	0,108	0,114	3,915
Percentil 5%	0,100	0,176	0,292	0,328	0,249	0,400	0,349	0,467	0,371	0,249	0,134	0,140	4,423
Percentil 10%	0,125	0,217	0,302	0,422	0,398	0,450	0,545	0,517	0,414	0,302	0,146	0,173	5,401
Percentil 25%	0,212	0,399	0,561	0,899	0,594	0,910	1,183	0,810	0,489	0,351	0,175	0,193	8,974
Percentil 50%	0,302	0,533	1,025	1,358	1,353	1,267	1,514	1,212	0,667	0,484	0,279	0,236	11,316
Desviación típica	0,300	0,918	1,141	2,215	1,387	1,993	2,165	1,090	0,816	0,513	0,622	0,243	8,179
Coef. variación	0,742	1,138	0,836	1,084	0,856	1,065	0,934	0,732	0,774	0,745	1,463	0,714	0,567



992. Río Homino en confluencia con el Occa

(hm ²)	Oct	Nov	Dic	Ene	Feb	Mar	Abr	May	Jun	Jul	Ago	Sep	Total
1940/41	1,807	1,304	1,410	7,742	8,083	8,342	7,121	19,395	7,419	3,265	0,942	0,508	67,339
1941/42	0,187	1,199	0,670	3,594	1,494	1,986	6,028	1,827	1,191	0,688	0,686	1,004	20,554
1942/43	0,468	0,232	0,535	2,550	1,570	1,485	1,866	0,732	0,518	0,426	0,232	0,515	11,129
1943/44	0,370	0,573	0,996	0,664	1,008	1,023	0,813	0,650	0,583	0,513	0,281	0,541	8,013
1944/45	0,716	0,483	0,993	2,300	0,709	0,827	0,434	0,355	0,335	0,336	0,370	0,182	8,042
1945/46	0,229	0,394	0,832	1,006	0,580	0,935	5,522	3,793	1,651	0,910	0,406	0,238	16,497
1946/47	0,128	0,278	1,610	1,206	5,369	9,499	2,396	2,495	1,510	0,849	0,474	0,696	26,511
1947/48	0,458	0,596	1,595	10,095	2,111	1,179	3,898	2,687	1,045	0,607	0,339	0,244	24,854
1948/49	0,242	0,322	0,728	1,024	0,682	2,210	1,418	1,137	0,886	0,601	0,270	3,314	12,833
1949/50	0,704	0,492	0,934	0,690	1,738	1,400	1,947	1,788	1,556	0,967	0,379	0,219	12,814
1950/51	0,315	0,290	1,353	3,109	4,791	8,091	5,527	3,872	4,233	2,082	0,716	0,550	34,929
1951/52	0,476	2,377	2,122	3,095	2,334	7,334	8,345	3,872	2,068	6,667	1,740	0,749	41,178
1952/53	0,495	0,804	1,724	2,563	3,309	1,884	3,769	1,891	3,573	1,932	0,680	0,916	23,539
1953/54	1,519	0,572	0,760	2,879	2,506	2,577	1,990	2,190	1,756	1,129	0,555	0,355	18,789
1954/55	0,150	0,494	0,519	2,074	4,005	3,136	1,689	1,100	1,481	1,351	0,526	0,262	16,788
1955/56	0,658	0,909	4,269	4,063	1,378	9,912	11,697	6,063	2,344	1,270	0,502	0,422	43,486
1956/57	0,396	1,370	1,022	0,923	1,359	1,142	1,592	1,397	3,320	1,358	0,457	0,277	14,613
1957/58	0,185	0,608	1,060	2,787	2,381	4,906	2,054	1,848	2,724	1,297	0,905	0,529	21,284
1958/59	0,558	0,760	5,858	2,936	1,222	7,457	3,295	5,496	5,083	3,551	1,581	3,696	41,494
1959/60	3,228	8,147	21,620	15,026	17,293	13,168	3,797	2,896	1,161	0,735	0,293	0,380	87,744
1960/61	2,151	2,490	10,649	8,242	3,651	2,469	2,448	2,576	1,547	0,948	0,376	0,451	37,998
1961/62	1,005	7,300	8,392	12,013	9,763	12,854	6,912	3,822	2,149	1,000	0,456	0,313	65,981
1962/63	0,377	0,667	1,676	3,098	3,056	4,825	3,374	2,389	1,628	1,165	0,499	1,359	24,112
1963/64	0,570	2,168	2,115	1,892	3,067	6,025	5,084	2,944	1,568	0,761	0,416	0,281	26,891
1964/65	0,355	0,356	0,605	1,491	1,188	3,149	2,246	1,236	0,541	0,328	0,165	1,106	12,768
1965/66	1,039	2,361	7,512	9,327	13,546	6,876	6,624	3,361	3,962	1,763	0,655	0,366	57,391
1966/67	2,465	7,156	4,521	4,183	3,420	4,207	3,594	5,101	2,557	1,470	0,666	0,394	39,734
1967/68	0,398	5,411	4,933	4,438	7,419	5,052	6,768	5,337	2,563	1,182	0,498	0,322	44,323
1968/69	0,246	0,505	0,731	0,902	1,025	3,275	3,907	4,438	2,493	1,236	0,546	1,838	21,141
1969/70	0,845	0,944	2,784	20,960	10,181	7,437	3,291	1,558	2,283	0,871	0,846	0,492	52,493
1970/71	0,282	0,293	0,287	1,122	0,754	1,090	4,522	9,874	6,785	3,826	1,326	0,653	30,814
1971/72	0,405	1,108	1,260	2,879	8,444	7,740	4,308	3,940	4,220	2,157	1,169	0,632	38,263
1972/73	1,628	0,940	0,949	2,387	3,441	2,530	1,925	2,683	1,889	0,882	0,665	0,377	20,296
1973/74	0,936	0,840	0,773	2,470	2,599	5,243	8,353	3,730	2,408	1,206	0,468	0,251	29,276
1974/75	0,621	1,343	1,133	1,488	1,805	1,844	4,590	3,485	2,798	1,196	0,587	0,519	21,408
1975/76	0,274	1,366	1,325	1,139	1,642	1,405	2,796	2,499	1,177	1,638	0,925	1,071	17,256
1976/77	0,583	0,994	1,391	2,578	5,346	2,507	1,565	3,591	9,745	4,003	2,140	0,765	35,209
1977/78	1,406	0,899	3,416	11,035	14,258	7,058	11,370	7,287	3,246	2,201	0,820	0,376	63,370
1978/79	0,377	0,513	2,275	10,785	18,888	14,740	6,163	3,376	2,447	1,299	0,474	0,432	61,770
1979/80	1,976	2,777	2,829	2,758	1,978	8,428	7,198	7,694	5,019	1,933	0,715	0,415	43,719
1980/81	0,505	0,710	1,300	2,812	1,543	1,956	2,405	2,013	0,952	0,582	0,233	0,340	15,350
1981/82	0,331	0,273	2,540	1,850	0,838	0,758	0,475	0,457	0,550	0,225	0,153	0,758	9,210
1982/83	0,407	1,769	6,210	2,763	2,441	2,466	13,400	5,660	2,771	2,087	5,904	1,790	47,668
1983/84	0,625	0,634	2,078	1,658	3,831	7,030	3,675	7,189	4,181	1,645	0,685	0,341	33,574
1984/85	0,953	6,768	2,540	3,357	3,848	2,964	5,779	5,108	3,297	1,722	0,657	0,326	37,321
1985/86	0,185	0,914	0,893	1,692	4,042	2,744	2,240	1,796	0,780	0,383	0,252	1,074	16,996
1986/87	0,574	0,329	0,481	1,417	1,526	1,687	1,931	1,328	0,874	1,053	0,469	0,420	12,087
1987/88	1,040	1,209	1,765	3,367	3,385	2,726	13,394	4,908	3,271	2,813	0,667	0,363	38,908
1988/89	0,301	0,209	0,171	0,122	0,338	0,303	1,905	0,987	0,495	0,567	0,224	0,270	5,893
1989/90	0,151	0,865	2,982	3,249	1,330	0,724	3,995	2,482	1,595	0,870	0,341	0,211	18,793
1990/91	0,374	0,566	0,751	0,837	0,983	1,953	3,641	1,622	0,991	0,609	0,338	0,652	13,318
1991/92	0,436	0,653	0,508	0,542	0,308	1,492	2,482	1,189	5,538	2,988	1,043	0,713	17,893
1992/93	2,661	1,815	1,428	1,143	0,927	1,650	1,917	2,272	1,983	1,512	0,699	0,720	18,726
1993/94	1,329	0,875	0,916	2,502	2,059	2,097	1,083	1,788	1,289	0,952	0,562	0,395	15,848
1994/95	0,520	0,855	0,844	2,336	2,970	2,509	0,961	0,827	0,621	0,863	0,355	0,314	13,976
1995/96	0,110	0,674	3,721	6,501	4,521	4,948	3,934	1,854	0,930	0,582	0,419	0,390	28,585
1996/97	0,233	0,595	5,324	6,789	2,829	1,683	0,430	1,852	2,712	2,877	1,906	1,130	28,360
1997/98	0,653	3,644	7,950	3,645	2,303	2,140	4,835	3,110	2,018	1,231	0,478	0,702	32,710
1998/99	0,381	0,421	0,482	0,814	0,833	0,862	0,938	0,899	0,572	0,524	0,253	0,323	7,302
1999/00	0,673	0,926	1,842	1,486	0,814	0,940	5,184	2,454	1,340	0,864	0,401	0,298	17,221
2000/01	0,437	1,977	2,543	12,068	5,369	13,560	2,844	1,503	0,798	0,557	0,397	0,262	42,315
2001/02	0,252	0,864	0,644	0,530	0,502	0,545	0,790	0,706	0,676	0,529	0,395	0,456	6,886
2002/03	0,744	0,919	3,588	12,041	9,999	4,451	6,799	2,620	1,487	0,727	0,340	0,256	43,972
2003/04	1,269	1,298	1,572	3,205	3,654	5,487	3,744	1,830	1,040	0,583	0,502	0,501	24,685
2004/05	0,465	0,716	2,250	2,264	2,998	2,257	2,852	1,426	0,886	0,518	0,241	0,171	17,044
2005/06	0,625	1,531	1,279	1,516	1,947	4,151	2,038	1,378	0,607	0,434	0,204	0,255	15,964

992. Río Homino en confluencia con el Oca

1940/2005
(hm³)

Serie completa

	Oct	Nov	Dic	Ene	Feb	Mar	Abr	May	Jun	Jul	Ago	Sep	Total
Máximo	3,228	8,147	21,620	20,960	18,888	14,740	13,400	19,395	9,745	6,667	5,904	3,696	87,744
Mínimo	0,110	0,209	0,171	0,122	0,308	0,303	0,430	0,355	0,335	0,225	0,153	0,171	5,893
Media	0,719	1,434	2,527	3,879	3,720	4,111	4,029	3,116	2,238	1,362	0,680	0,628	28,443

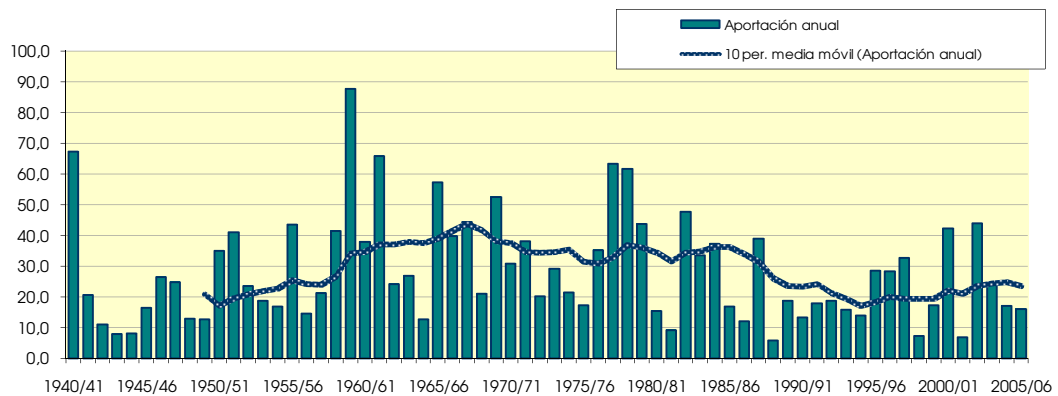
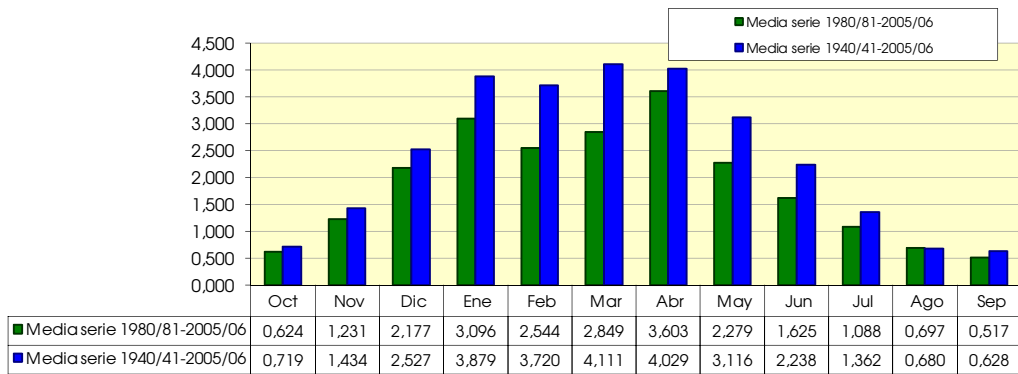
Percentil 1%	0,122	0,224	0,246	0,387	0,327	0,460	0,433	0,422	0,439	0,292	0,161	0,178	6,538
Percentil 5%	0,160	0,281	0,488	0,670	0,606	0,775	0,795	0,712	0,543	0,393	0,226	0,224	8,020
Percentil 10%	0,208	0,326	0,570	0,869	0,784	0,938	1,022	0,943	0,595	0,516	0,246	0,253	11,608
Percentil 25%	0,337	0,567	0,857	1,486	1,337	1,658	1,935	1,517	0,962	0,608	0,359	0,316	16,097
Percentil 50%	0,485	0,864	1,419	2,571	2,411	2,553	3,484	2,468	1,640	1,027	0,488	0,421	23,826
Desviación típica	0,644	1,746	3,210	4,023	3,952	3,490	2,957	2,802	1,792	1,097	0,766	0,619	17,212
Coef. variación	0,896	1,217	1,270	1,037	1,062	0,849	0,734	0,899	0,801	0,805	1,127	0,986	0,605

1980/2005
(hm³)

Serie para asignación y reserva

	Oct	Nov	Dic	Ene	Feb	Mar	Abr	May	Jun	Jul	Ago	Sep	Total
Máximo	2,661	6,768	7,950	12,068	9,999	13,560	13,400	7,189	5,538	2,988	5,904	1,790	47,668
Mínimo	0,110	0,209	0,171	0,122	0,308	0,303	0,430	0,457	0,495	0,225	0,153	0,171	5,893
Media	0,624	1,231	2,177	3,096	2,544	2,849	3,603	2,279	1,625	1,088	0,697	0,517	22,331

Percentil 1%	0,120	0,225	0,248	0,224	0,315	0,364	0,441	0,520	0,509	0,265	0,166	0,181	6,141
Percentil 5%	0,160	0,287	0,481	0,533	0,379	0,590	0,554	0,736	0,555	0,396	0,209	0,222	6,990
Percentil 10%	0,209	0,375	0,495	0,678	0,658	0,741	0,864	0,863	0,589	0,476	0,229	0,255	8,256
Percentil 25%	0,342	0,639	0,857	1,434	0,941	1,531	1,908	1,340	0,785	0,560	0,274	0,302	14,320
Percentil 50%	0,485	0,864	1,668	2,300	2,181	2,119	2,663	1,813	1,016	0,795	0,399	0,376	17,557
Desviación típica	0,522	1,333	1,894	3,083	2,074	2,723	3,322	1,656	1,281	0,804	1,119	0,362	12,241
Coef. variación	0,836	1,083	0,870	0,996	0,815	0,956	0,922	0,727	0,788	0,739	1,605	0,700	0,548



993. Río Oca en Oca

(hm ²)	Oct	Nov	Dic	Ene	Feb	Mar	Abr	May	Jun	Jul	Ago	Sep	Total
1940/41	7.928	4.539	6.139	29.950	28.067	25.498	23.264	71.826	28.185	9.847	3.800	2.884	241.926
1941/42	1.447	3.768	2.469	13.807	5.052	5.730	18.901	5.879	4.711	2.617	2.766	4.181	71.328
1942/43	1.985	0.914	1.945	6.224	4.451	3.761	4.106	1.940	1.509	1.450	0.935	2.059	31.278
1943/44	1.254	2.330	3.957	2.208	3.721	3.752	3.113	2.398	2.080	1.723	1.083	1.871	29.490
1944/45	3.685	2.336	5.187	12.495	3.551	4.174	1.912	1.649	1.223	1.346	2.130	1.127	40.816
1945/46	0.938	1.262	3.620	3.116	1.571	2.757	22.761	16.674	4.830	2.837	1.574	1.141	63.081
1946/47	0.608	1.032	6.867	3.871	21.132	36.508	8.429	12.945	6.055	3.054	2.053	3.029	105.585
1947/48	1.960	2.311	8.523	48.464	6.952	4.416	16.811	12.819	3.228	2.252	1.490	1.259	110.485
1948/49	1.107	1.102	1.915	2.589	1.741	6.464	4.178	4.730	3.025	2.184	1.177	13.594	43.806
1949/50	2.123	1.534	3.467	2.489	4.547	4.214	6.667	5.755	6.124	2.531	1.200	0.853	41.505
1950/51	1.835	1.133	6.132	9.792	13.870	28.476	16.536	13.504	16.868	6.844	2.488	2.128	119.606
1951/52	2.437	6.838	5.875	10.546	7.870	37.230	27.304	11.098	7.062	28.262	4.721	2.346	151.588
1952/53	2.163	2.606	5.757	7.052	9.938	5.062	10.924	4.224	13.130	5.049	1.801	2.464	70.170
1953/54	5.575	1.694	1.817	9.464	9.314	10.654	6.560	12.321	6.092	3.394	2.317	1.662	70.864
1954/55	0.699	1.626	1.940	7.674	15.794	9.828	6.332	5.013	7.609	4.681	1.999	1.263	64.457
1955/56	3.060	2.564	19.294	21.706	11.866	42.422	49.325	25.747	8.623	4.781	2.559	2.375	194.322
1956/57	1.899	5.457	3.086	3.100	7.569	4.024	4.767	6.961	13.747	4.496	1.705	1.283	58.094
1957/58	0.805	2.059	3.393	8.443	6.158	16.547	6.296	5.444	8.212	3.702	2.806	1.992	65.857
1958/59	2.628	3.472	25.439	9.597	4.492	31.481	15.525	23.715	15.748	11.426	6.168	20.230	169.922
1959/60	13.801	25.887	77.746	52.810	55.050	45.047	14.043	11.028	6.552	3.663	2.081	2.231	309.940
1960/61	11.641	12.532	43.823	33.454	14.425	9.134	11.991	14.446	7.722	4.406	2.175	2.491	168.241
1961/62	4.586	32.432	28.722	46.115	38.693	49.845	28.557	17.425	9.412	5.593	3.424	2.712	267.515
1962/63	2.817	4.447	7.621	17.361	14.804	26.286	15.165	7.301	11.068	5.148	2.431	5.995	120.446
1963/64	2.261	8.953	10.388	6.103	16.476	25.638	21.626	9.966	5.120	3.030	2.170	1.660	113.390
1964/65	2.257	2.188	3.438	7.473	5.538	15.566	10.374	4.577	2.234	1.822	1.134	3.841	60.440
1965/66	3.600	8.368	26.869	29.234	47.997	22.865	27.565	13.958	18.955	7.183	3.186	2.313	212.092
1966/67	10.122	25.194	15.607	17.858	14.851	17.849	17.877	20.868	9.407	5.825	2.942	2.395	160.796
1967/68	2.419	23.255	18.235	18.501	27.707	23.613	26.802	21.567	10.408	4.796	2.989	2.292	182.582
1968/69	1.689	2.572	3.216	3.587	3.751	11.921	22.625	19.352	10.532	3.994	2.334	7.552	93.126
1969/70	2.925	4.130	10.471	70.759	37.615	27.295	11.731	8.267	10.460	3.690	5.226	2.599	195.166
1970/71	2.170	4.603	4.242	9.726	6.264	12.810	21.294	54.940	28.867	12.571	4.553	3.120	165.161
1971/72	2.452	8.083	8.897	22.229	48.615	41.915	20.932	24.119	20.600	9.093	7.115	4.841	218.891
1972/73	9.375	6.127	10.350	16.578	19.543	14.961	10.765	21.472	16.279	7.165	3.580	2.226	138.421
1973/74	3.089	2.670	3.896	8.296	13.026	30.398	35.383	15.154	10.976	4.812	2.609	1.910	132.221
1974/75	3.990	6.231	3.563	7.530	7.335	10.808	24.025	24.044	11.293	4.548	2.981	3.179	109.529
1975/76	2.104	6.955	6.692	5.059	7.248	5.569	18.932	8.605	4.773	6.626	3.987	3.569	80.118
1976/77	2.919	4.529	10.532	17.687	20.356	13.093	10.812	24.904	54.941	23.038	8.545	3.836	195.192
1977/78	6.676	3.679	19.280	54.851	51.061	37.969	54.374	33.709	18.669	7.942	4.081	2.733	295.023
1978/79	2.980	3.198	11.286	45.825	62.220	54.028	24.030	16.779	10.516	5.883	2.858	3.777	243.381
1979/80	9.066	17.001	19.270	19.446	12.977	40.342	31.088	38.072	24.385	9.281	4.483	3.158	228.569
1980/81	3.987	5.404	11.753	19.535	9.899	9.905	22.911	9.877	4.000	3.158	1.642	1.724	103.796
1981/82	1.718	1.417	10.748	5.544	4.875	4.056	2.154	3.450	2.637	1.289	0.955	2.476	41.319
1982/83	1.781	6.768	23.209	7.754	9.908	12.107	38.948	18.508	8.047	6.413	31.039	6.755	171.236
1983/84	2.809	2.899	10.065	7.695	25.069	32.415	17.517	32.602	18.115	6.220	3.532	2.621	161.558
1984/85	4.693	25.237	9.900	16.893	14.695	15.814	20.884	21.572	12.360	10.457	3.105	1.955	157.565
1985/86	1.559	4.417	3.179	8.508	15.674	10.507	13.334	6.593	3.038	2.032	1.572	4.422	74.833
1986/87	2.143	1.586	2.829	7.267	9.516	10.434	11.695	4.701	4.502	4.073	1.999	1.942	62.687
1987/88	5.854	6.810	8.742	18.921	18.676	11.903	71.444	22.420	17.166	10.877	2.935	2.210	197.959
1988/89	1.997	1.511	1.528	0.916	2.079	1.745	14.072	5.463	2.019	3.479	1.206	1.280	37.294
1989/90	0.826	4.069	14.137	14.241	4.954	3.205	23.081	14.550	8.504	3.361	1.625	1.306	93.861
1990/91	2.659	3.529	5.355	8.193	10.501	17.176	27.714	13.289	6.350	3.716	2.718	3.291	104.492
1991/92	2.761	5.303	3.618	3.457	3.949	14.653	19.360	9.056	38.729	12.662	5.850	3.839	123.237
1992/93	17.005	7.773	14.175	6.670	11.544	17.486	14.203	14.885	15.737	5.897	3.480	4.266	133.121
1993/94	7.632	5.470	10.724	23.410	15.513	10.214	8.397	9.781	6.157	2.808	2.162	2.384	104.653
1994/95	3.200	5.280	9.403	20.151	19.976	14.931	7.802	9.988	6.106	4.642	3.967	2.283	107.731
1995/96	0.766	4.985	28.020	32.352	23.565	22.283	16.824	10.060	4.262	4.005	2.895	2.511	152.529
1996/97	2.701	7.037	37.176	38.011	12.838	7.251	6.464	17.016	18.862	14.342	13.799	5.227	180.724
1997/98	4.365	22.286	40.288	18.688	11.072	11.657	20.398	15.284	9.273	4.307	2.354	3.095	163.069
1998/99	2.742	3.682	4.192	8.938	8.405	7.314	6.003	6.759	3.804	4.532	1.938	3.204	61.514
1999/00	3.462	7.291	14.029	8.510	5.850	6.217	18.631	9.636	4.647	3.124	1.587	1.335	84.319
2000/01	2.366	7.135	12.157	48.176	21.036	54.428	11.972	7.742	3.522	3.285	1.953	1.567	175.339
2001/02	1.709	4.544	2.420	3.717	3.671	4.260	6.633	8.294	5.864	2.256	2.189	2.216	47.775
2002/03	5.873	6.984	20.529	50.131	38.789	17.435	22.887	19.211	5.792	3.542	2.192	1.976	195.342
2003/04	7.480	5.913	9.315	19.724	18.005	25.833	16.496	14.383	6.472	3.378	3.258	2.943	133.202
2004/05	2.729	3.887	10.676	11.357	13.248	12.533	15.300	7.056	3.316	2.334	1.458	1.222	85.115
2005/06	4.942	12.537	9.695	10.456	13.210	21.835	14.997	5.487	4.470	2.659	1.572	1.658	103.517

993. Río Oca en Oca

1940/2005
(hm³)

Serie completa

	Oct	Nov	Dic	Ene	Feb	Mar	Abr	May	Jun	Jul	Ago	Sep	Total
Máximo	17,005	32,432	77,746	70,759	62,220	54,428	71,444	71,826	54,941	28,262	31,039	20,230	309,940
Mínimo	0,608	0,914	1,528	0,916	1,571	1,745	1,912	1,649	1,223	1,289	0,935	0,853	29,490
Media	3,740	6,596	11,952	17,307	15,754	18,145	17,937	14,740	10,378	5,628	3,373	3,119	128,670

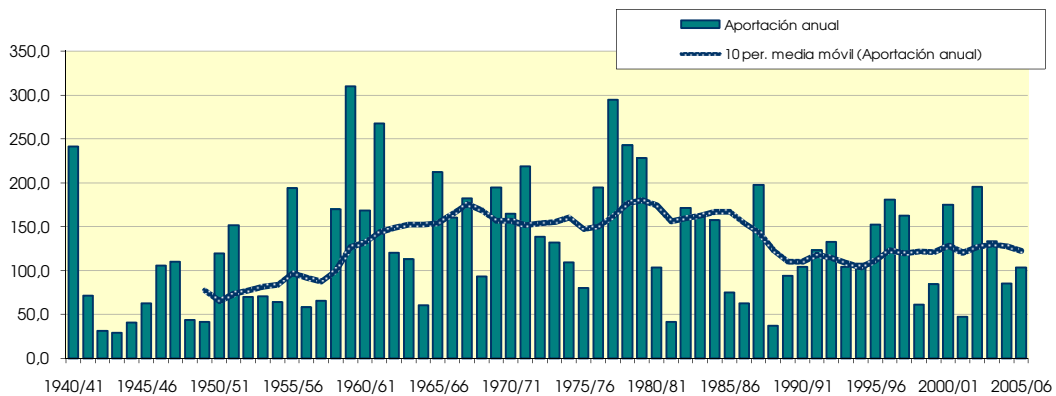
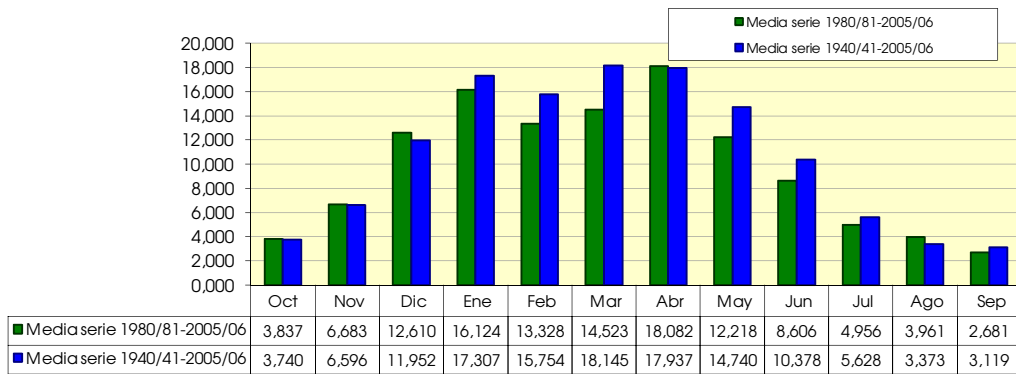
Percentil 1%	0,667	0,991	1,716	1,756	1,682	2,403	2,070	1,838	1,409	1,326	0,948	1,031	30,652
Percentil 5%	0,810	1,165	1,941	2,717	3,581	3,754	4,124	3,643	2,119	1,747	1,145	1,231	40,941
Percentil 10%	1,180	1,522	2,649	3,522	3,850	4,115	6,149	4,715	3,032	2,218	1,332	1,282	45,790
Percentil 25%	1,967	2,566	3,689	7,318	6,185	7,267	10,471	6,985	4,663	3,072	1,835	1,918	70,980
Percentil 50%	2,715	4,534	9,106	10,501	12,352	13,873	16,516	12,570	7,666	4,356	2,460	2,390	116,498
Desviación típica	3,176	6,836	12,537	15,582	13,760	13,714	12,272	11,848	9,183	4,651	3,989	2,843	67,280
Coef. variación	0,849	1,036	1,049	0,900	0,873	0,756	0,684	0,804	0,885	0,826	1,183	0,911	0,523

1980/2005
(hm³)

Serie para asignación y reserva

	Oct	Nov	Dic	Ene	Feb	Mar	Abr	May	Jun	Jul	Ago	Sep	Total
Máximo	17,005	25,237	40,288	50,131	38,789	54,428	71,444	32,602	38,729	14,342	31,039	6,755	197,959
Mínimo	0,766	1,417	1,528	0,916	2,079	1,745	2,154	3,450	2,019	1,289	0,955	1,222	37,294
Media	3,837	6,683	12,610	16,124	13,328	14,523	18,082	12,218	8,606	4,956	3,961	2,681	117,607

Percentil 1%	0,781	1,440	1,751	1,551	2,477	2,110	3,117	3,762	2,174	1,475	1,018	1,237	38,300
Percentil 5%	1,009	1,530	2,522	3,522	3,740	3,417	6,118	4,891	2,737	2,088	1,269	1,286	42,933
Percentil 10%	1,634	2,243	3,004	4,630	4,412	4,158	6,549	5,475	3,177	2,295	1,515	1,321	54,644
Percentil 25%	2,034	3,932	6,202	7,710	8,683	7,961	11,765	7,228	4,066	3,133	1,630	1,779	84,518
Percentil 50%	2,752	5,354	10,370	10,906	12,191	12,005	15,898	9,933	5,985	3,629	2,191	2,333	106,192
Desviación típica	3,254	5,559	9,949	13,100	8,102	10,877	13,388	6,729	7,889	3,382	6,046	1,329	48,462
Coef. variación	0,848	0,832	0,789	0,812	0,608	0,749	0,740	0,551	0,917	0,682	1,526	0,496	0,412



994. Río Oca bajo

(hm ²)	Oct	Nov	Dic	Ene	Feb	Mar	Abr	May	Jun	Jul	Ago	Sep	Total
1940/41	8,730	4,994	6,633	30,903	28,971	26,432	23,949	73,107	29,365	11,179	4,675	3,664	252,602
1941/42	1,862	4,169	2,844	14,622	5,533	6,246	19,495	6,364	5,264	3,284	3,401	4,873	77,959
1942/43	2,346	1,168	2,210	6,537	4,778	4,103	4,347	2,163	1,757	1,750	1,144	2,311	34,613
1943/44	1,411	2,564	4,284	2,448	4,193	4,158	3,400	2,666	2,402	2,115	1,357	2,157	33,155
1944/45	4,175	2,642	5,765	13,727	4,067	4,751	2,304	1,993	1,617	1,819	2,534	1,483	46,879
1945/46	1,149	1,452	4,009	3,389	1,777	3,016	23,398	17,183	5,373	3,460	1,988	1,512	67,707
1946/47	0,813	1,206	7,573	4,272	22,103	37,463	8,913	13,472	6,633	3,708	2,489	3,514	112,159
1947/48	2,285	2,593	9,033	49,535	7,475	4,948	17,433	13,310	3,755	2,854	1,894	1,626	116,742
1948/49	1,331	1,277	2,094	2,791	1,899	6,832	4,442	4,970	3,317	2,547	1,418	14,284	47,202
1949/50	2,421	1,765	3,840	2,820	4,899	4,639	7,103	6,143	6,575	3,049	1,551	1,168	45,973
1950/51	2,122	1,314	6,595	10,361	14,566	29,485	17,158	14,170	17,665	7,797	3,103	2,683	127,018
1951/52	2,858	7,181	6,264	11,164	8,448	38,264	28,352	11,759	7,798	29,351	5,462	2,987	159,889
1952/53	2,589	2,964	6,248	7,728	10,739	5,742	11,614	4,738	14,101	5,926	2,346	2,992	77,728
1953/54	6,100	2,000	2,123	10,573	10,156	11,496	7,226	12,940	6,812	4,208	2,878	2,159	78,672
1954/55	0,960	1,860	2,179	8,114	16,414	10,463	6,728	5,356	8,208	5,309	2,413	1,641	69,645
1955/56	3,431	2,836	19,884	22,404	12,307	43,537	50,631	26,718	9,600	5,909	3,302	3,050	203,610
1956/57	2,296	6,191	3,538	3,585	8,092	4,492	5,150	7,342	14,489	5,220	2,165	1,694	64,253
1957/58	1,031	2,382	3,824	9,074	6,621	17,365	6,834	5,963	8,886	4,491	3,385	2,530	72,386
1958/59	3,061	4,239	27,455	10,520	5,013	33,601	16,318	25,285	16,938	12,911	7,161	22,550	185,053
1959/60	14,993	26,974	80,772	54,603	56,684	46,607	15,304	11,721	7,346	4,578	2,743	2,799	325,124
1960/61	12,249	13,195	46,042	35,237	15,583	10,444	12,624	15,020	8,546	5,365	2,849	3,109	180,262
1961/62	5,191	34,236	29,686	47,447	40,268	51,430	29,785	18,568	10,917	7,260	4,555	3,626	282,970
1962/63	3,535	5,142	8,651	18,386	15,689	27,447	15,961	8,426	11,690	6,033	3,188	6,954	131,102
1963/64	2,911	9,503	11,062	6,993	16,936	26,444	22,369	10,913	6,200	3,915	2,841	2,222	122,311
1964/65	2,701	2,647	3,973	8,342	6,193	16,804	11,192	5,521	3,045	2,653	1,681	4,332	69,085
1965/66	4,060	8,879	27,989	29,974	49,075	24,210	28,208	14,783	19,981	8,512	4,132	3,106	222,909
1966/67	10,909	26,793	17,023	18,978	15,753	18,715	18,591	21,625	10,421	6,880	3,726	3,131	172,544
1967/68	3,029	24,133	19,544	20,263	29,011	24,841	27,769	22,397	11,642	6,022	3,848	3,069	195,567
1968/69	2,286	3,003	3,638	3,948	4,063	12,365	23,165	19,977	11,262	4,741	2,942	8,304	99,692
1969/70	3,442	4,589	11,363	72,120	39,479	29,047	13,128	9,338	11,474	4,601	5,998	3,305	207,884
1970/71	2,675	4,866	4,553	10,027	6,638	13,292	21,899	56,400	30,162	13,900	5,490	3,920	173,822
1971/72	3,087	8,996	9,631	23,377	50,466	43,610	21,938	25,429	22,054	10,887	8,298	5,864	233,637
1972/73	10,431	6,782	10,901	17,210	20,474	15,847	11,477	21,895	16,937	7,755	4,209	2,754	146,669
1973/74	3,494	3,048	4,188	8,604	13,836	31,813	36,535	16,035	11,733	5,801	3,255	2,521	140,864
1974/75	4,486	6,672	4,035	8,028	8,041	11,371	25,082	24,702	12,390	5,516	3,671	3,818	117,812
1975/76	2,627	7,648	7,467	5,816	8,077	6,440	19,850	9,618	5,480	7,410	4,502	4,139	89,074
1976/77	3,368	4,963	10,930	18,242	20,964	13,892	11,377	25,619	56,704	24,442	10,015	4,880	205,395
1977/78	7,217	4,336	20,040	57,347	52,456	39,602	56,166	35,328	19,961	9,504	5,183	3,563	310,702
1978/79	3,636	3,796	11,725	47,221	63,681	55,544	25,622	17,792	11,688	6,968	3,666	4,404	255,742
1979/80	9,727	18,027	20,564	20,731	13,865	42,118	32,563	39,321	25,925	11,026	5,685	4,169	243,720
1980/81	4,711	6,017	12,768	21,302	10,717	10,735	23,896	10,949	4,924	3,984	2,150	2,119	114,271
1981/82	2,103	1,797	11,229	6,022	5,355	4,700	2,746	3,689	3,096	1,630	1,251	2,756	46,375
1982/83	2,032	7,084	24,572	8,645	11,024	13,137	40,347	19,762	9,210	7,518	32,701	7,861	183,893
1983/84	3,658	3,572	10,858	8,416	26,484	34,140	18,520	33,750	19,295	7,365	4,461	3,346	173,863
1984/85	5,303	26,371	10,702	17,870	15,455	16,652	21,600	22,465	13,250	11,447	3,776	2,492	167,382
1985/86	2,044	4,947	3,529	9,307	16,354	11,257	13,940	7,266	3,713	2,603	2,011	4,793	81,763
1986/87	2,462	1,950	3,108	7,715	10,121	11,168	12,461	5,483	5,079	4,744	2,821	2,371	69,184
1987/88	6,271	7,419	9,269	19,589	19,537	12,872	74,139	23,489	18,349	12,224	3,713	2,962	209,834
1988/89	2,639	2,065	2,030	1,189	2,348	2,005	15,246	5,917	2,486	3,909	1,545	1,623	43,002
1989/90	1,092	4,500	14,622	14,746	5,243	3,493	24,094	15,087	9,059	3,970	2,019	1,660	99,584
1990/91	2,934	3,858	5,808	8,628	10,855	17,794	28,604	14,227	7,215	4,720	3,534	3,903	112,080
1991/92	3,238	5,835	4,040	3,892	4,211	15,381	20,137	9,445	39,606	13,621	6,505	4,647	130,558
1992/93	18,002	8,616	14,761	7,334	11,898	18,048	14,602	15,273	16,204	6,646	4,028	4,713	140,124
1993/94	8,185	5,879	11,171	24,178	15,943	10,795	8,781	10,084	6,486	3,274	2,598	2,760	110,133
1994/95	3,494	5,570	9,720	20,979	20,784	15,850	8,371	10,352	6,505	5,578	4,563	2,856	114,623
1995/96	0,995	5,265	28,684	33,411	24,716	23,126	17,612	10,617	4,874	4,721	3,442	3,042	160,506
1996/97	3,086	7,426	38,638	39,506	13,725	8,246	6,885	17,509	19,564	15,192	14,431	5,914	190,123
1997/98	4,837	23,146	41,968	19,408	11,576	12,207	20,931	15,778	9,886	5,074	2,885	3,609	171,306
1998/99	3,173	4,053	4,545	9,340	8,813	7,765	6,365	7,151	4,181	4,961	2,333	3,508	66,188
1999/00	3,700	7,758	14,716	9,059	6,235	6,603	19,158	10,127	5,131	3,623	2,024	1,738	89,874
2000/01	2,687	7,563	12,662	49,387	21,847	55,608	12,644	8,280	4,076	3,877	2,410	2,022	183,062
2001/02	2,037	5,076	2,828	4,036	3,966	4,551	6,848	8,560	6,174	2,685	2,529	2,552	51,842
2002/03	6,139	7,247	21,372	51,473	40,141	18,471	23,521	19,794	6,621	4,335	2,740	2,474	204,328
2003/04	7,863	6,259	9,965	20,558	18,981	26,958	17,282	14,999	7,268	4,338	3,887	3,615	141,973
2004/05	3,137	4,366	11,317	12,118	14,442	13,526	16,204	7,775	4,184	3,229	2,084	1,798	94,179
2005/06	5,252	13,193	10,272	11,243	13,739	22,673	15,527	6,298	5,040	3,365	2,062	2,098	110,762

994. Río Oca bajo

1940/2005
(hm³)

Serie completa

	Oct	Nov	Dic	Ene	Feb	Mar	Abr	May	Jun	Jul	Ago	Sep	Total
Máximo	18,002	34,236	80,772	72,120	63,681	55,608	74,139	73,107	56,704	29,351	32,701	22,550	325,124
Mínimo	0,813	1,168	2,030	1,189	1,777	2,005	2,304	1,993	1,617	1,630	1,144	1,168	33,155
Media	4,214	7,119	12,656	18,134	16,512	19,041	18,725	15,458	11,176	6,504	4,020	3,729	137,287

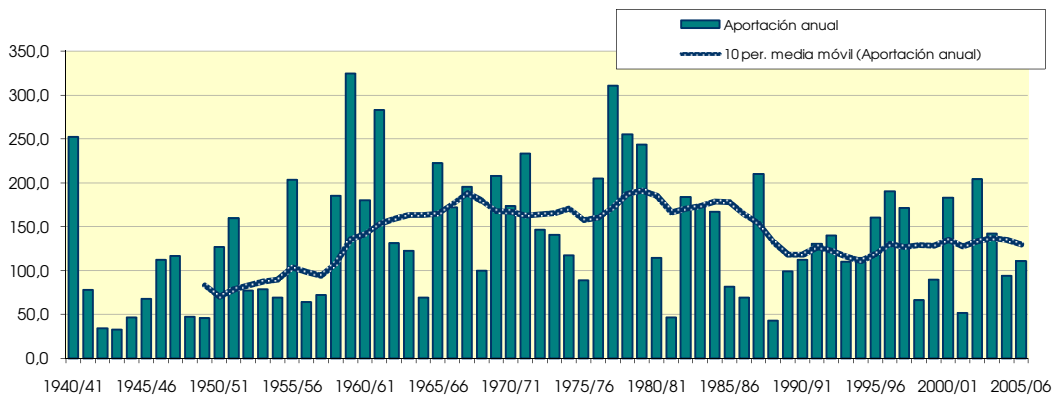
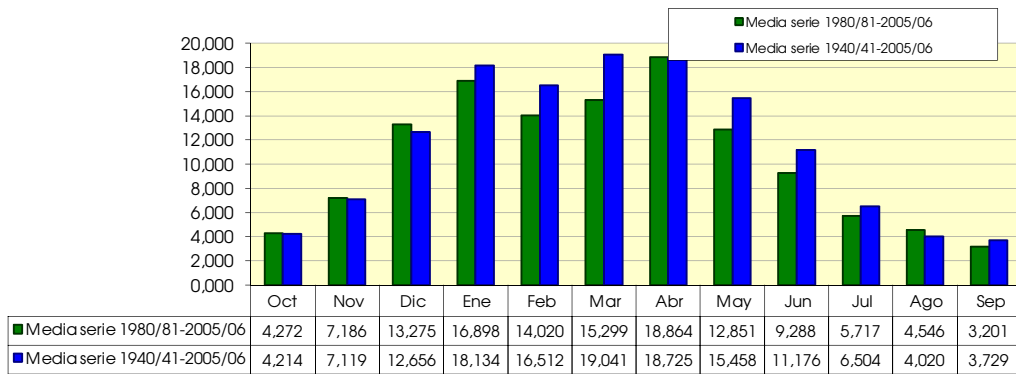
Percentil 1%	0,909	1,193	2,071	2,008	1,856	2,662	2,592	2,104	1,708	1,708	1,214	1,373	34,103
Percentil 5%	1,046	1,349	2,187	2,962	3,990	4,117	4,371	3,951	2,626	2,223	1,449	1,624	46,074
Percentil 10%	1,371	1,828	2,976	3,920	4,202	4,595	6,546	5,420	3,515	2,669	1,788	1,677	49,522
Percentil 25%	2,309	2,868	4,077	7,803	6,625	7,885	11,238	7,450	5,164	3,751	2,337	2,326	78,137
Percentil 50%	3,112	4,978	9,675	11,204	13,016	14,637	17,220	13,125	8,377	5,017	3,146	3,046	124,665
Desviación típica	3,325	7,100	12,990	15,927	14,099	14,053	12,613	12,066	9,408	4,848	4,177	3,071	70,051
Coef. variación	0,789	0,997	1,026	0,878	0,854	0,738	0,674	0,781	0,842	0,745	1,039	0,824	0,510

1980/2005
(hm³)

Serie para asignación y reserva

	Oct	Nov	Dic	Ene	Feb	Mar	Abr	May	Jun	Jul	Ago	Sep	Total
Máximo	18,002	26,371	41,968	51,473	40,141	55,608	74,139	33,750	39,606	15,192	32,701	7,861	209,834
Mínimo	0,995	1,797	2,030	1,189	2,348	2,005	2,746	3,689	2,486	1,630	1,251	1,623	43,002
Media	4,272	7,186	13,275	16,898	14,020	15,299	18,864	12,851	9,288	5,717	4,546	3,201	125,416

Percentil 1%	1,019	1,835	2,229	1,865	2,753	2,377	3,651	4,137	2,639	1,873	1,325	1,632	43,845
Percentil 5%	1,327	1,979	2,898	3,928	4,027	3,758	6,486	5,591	3,250	2,623	1,661	1,679	47,741
Percentil 10%	2,034	2,818	3,319	5,029	4,727	4,626	6,866	6,107	3,895	2,957	2,015	1,768	59,015
Percentil 25%	2,506	4,399	6,673	8,469	9,140	8,868	12,507	7,901	4,887	3,687	2,100	2,182	90,950
Percentil 50%	3,206	5,857	11,014	11,681	12,811	13,005	16,743	10,484	6,495	4,529	2,669	2,808	114,447
Desviación típica	3,369	5,709	10,254	13,373	8,378	11,102	13,817	6,886	7,996	3,535	6,270	1,448	50,218
Coef. variación	0,789	0,794	0,772	0,791	0,598	0,726	0,732	0,536	0,861	0,618	1,379	0,452	0,400



995. Embalse de la Galera

(hm ²)	Oct	Nov	Dic	Ene	Feb	Mar	Abr	May	Jun	Jul	Ago	Sep	Total
1940/41	0.263	0.178	0.236	0.500	0.591	0.503	0.394	0.784	0.421	0.362	0.237	0.248	4.721
1941/42	0.144	0.173	0.154	0.365	0.220	0.311	0.677	0.199	0.192	0.184	0.180	0.188	2.987
1942/43	0.130	0.097	0.118	0.193	0.166	0.154	0.119	0.089	0.086	0.078	0.056	0.084	1.370
1943/44	0.051	0.079	0.119	0.095	0.186	0.217	0.142	0.115	0.111	0.103	0.073	0.088	1.380
1944/45	0.131	0.106	0.215	0.538	0.338	0.381	0.182	0.154	0.141	0.124	0.117	0.111	2.536
1945/46	0.082	0.073	0.148	0.119	0.111	0.160	0.414	0.258	0.188	0.163	0.113	0.119	1.946
1946/47	0.076	0.065	0.281	0.193	0.467	0.506	0.210	0.217	0.195	0.171	0.117	0.145	2.643
1947/48	0.107	0.108	0.187	0.994	0.263	0.272	0.238	0.206	0.184	0.159	0.111	0.118	2.947
1948/49	0.080	0.070	0.077	0.089	0.077	0.325	0.118	0.104	0.100	0.092	0.065	0.289	1.484
1949/50	0.097	0.109	0.145	0.159	0.210	0.208	0.254	0.166	0.153	0.136	0.097	0.101	1.837
1950/51	0.081	0.072	0.234	0.383	0.326	0.801	0.302	0.322	0.289	0.242	0.167	0.177	3.395
1951/52	0.145	0.123	0.171	0.301	0.323	0.854	0.501	0.286	0.260	0.388	0.199	0.206	3.755
1952/53	0.207	0.167	0.236	0.293	0.615	0.421	0.375	0.216	0.269	0.219	0.147	0.166	3.330
1953/54	0.201	0.114	0.128	0.580	0.521	0.664	0.331	0.306	0.245	0.212	0.148	0.155	3.604
1954/55	0.092	0.095	0.097	0.358	0.394	0.306	0.173	0.146	0.164	0.164	0.111	0.120	2.221
1955/56	0.147	0.099	0.304	0.515	0.209	0.849	0.820	0.508	0.347	0.298	0.207	0.215	4.518
1956/57	0.149	0.275	0.188	0.184	0.260	0.248	0.160	0.168	0.231	0.184	0.124	0.131	2.303
1957/58	0.081	0.152	0.135	0.347	0.290	0.566	0.372	0.217	0.244	0.206	0.147	0.161	2.919
1958/59	0.115	0.172	0.362	0.330	0.259	0.596	0.306	0.413	0.337	0.321	0.253	0.321	3.787
1959/60	0.343	0.393	1.189	0.974	0.791	0.858	0.421	0.334	0.318	0.274	0.190	0.210	6.296
1960/61	0.297	0.261	0.909	1.088	0.540	0.472	0.518	0.325	0.279	0.252	0.169	0.197	5.306
1961/62	0.236	0.786	0.364	0.929	1.033	1.217	0.701	0.584	0.445	0.385	0.256	0.264	7.202
1962/63	0.165	0.204	0.320	0.376	0.355	1.043	0.368	0.254	0.271	0.226	0.175	0.283	4.039
1963/64	0.140	0.200	0.191	0.180	0.418	0.535	0.447	0.229	0.217	0.188	0.132	0.140	3.016
1964/65	0.160	0.150	0.227	0.630	0.346	0.886	0.595	0.286	0.262	0.223	0.151	0.193	4.110
1965/66	0.168	0.239	0.384	0.413	0.721	0.567	0.424	0.366	0.439	0.318	0.211	0.217	4.470
1966/67	0.338	0.647	0.423	0.468	0.374	0.446	0.294	0.339	0.268	0.257	0.176	0.186	4.216
1967/68	0.151	0.578	0.553	0.495	0.673	0.755	0.514	0.443	0.346	0.298	0.210	0.216	5.232
1968/69	0.123	0.115	0.172	0.153	0.167	0.539	0.871	0.385	0.279	0.235	0.160	0.269	3.469
1969/70	0.142	0.143	0.547	1.142	0.690	0.564	0.312	0.267	0.328	0.251	0.230	0.213	4.830
1970/71	0.135	0.114	0.159	0.253	0.209	0.540	0.471	0.783	0.364	0.307	0.206	0.214	3.755
1971/72	0.123	0.476	0.247	0.718	1.235	0.742	0.419	0.479	0.428	0.355	0.284	0.315	5.821
1972/73	0.207	0.157	0.195	0.335	0.456	0.303	0.278	0.240	0.205	0.179	0.163	0.165	2.882
1973/74	0.099	0.091	0.115	0.141	0.593	0.901	0.669	0.290	0.286	0.239	0.169	0.172	3.765
1974/75	0.246	0.199	0.154	0.241	0.173	0.505	0.633	0.471	0.283	0.239	0.163	0.190	3.496
1975/76	0.118	0.341	0.229	0.247	0.271	0.348	0.368	0.205	0.193	0.208	0.213	0.180	2.922
1976/77	0.150	0.167	0.152	0.190	0.285	0.235	0.200	0.325	0.831	0.307	0.377	0.279	3.497
1977/78	0.215	0.249	0.285	1.986	1.158	0.639	1.431	0.779	0.360	0.476	0.383	0.329	8.289
1978/79	0.273	0.240	0.179	0.560	0.629	0.463	0.704	0.403	0.345	0.341	0.279	0.196	4.612
1979/80	0.119	0.440	0.440	0.829	0.311	0.571	0.577	0.487	0.433	0.552	0.316	0.250	5.326
1980/81	0.254	0.205	0.443	0.922	0.395	0.324	0.762	0.494	0.286	0.182	0.138	0.119	4.525
1981/82	0.151	0.165	0.123	0.232	0.222	0.298	0.186	0.105	0.146	0.110	0.079	0.076	1.891
1982/83	0.081	0.141	0.622	0.672	0.495	0.432	0.462	0.452	0.321	0.256	0.329	0.609	4.873
1983/84	0.222	0.187	0.198	0.283	0.414	0.858	0.489	0.302	0.420	0.382	0.301	0.253	4.308
1984/85	0.177	0.352	0.324	0.385	0.413	0.291	0.272	0.237	0.331	0.351	0.263	0.218	3.613
1985/86	0.196	0.123	0.142	0.080	0.362	0.411	0.206	0.274	0.266	0.227	0.204	0.132	2.622
1986/87	0.205	0.263	0.230	0.182	0.361	0.441	0.609	0.431	0.252	0.241	0.225	0.152	3.592
1987/88	0.158	0.210	0.331	0.304	0.406	0.562	1.800	0.558	0.304	0.364	0.323	0.268	5.589
1988/89	0.241	0.238	0.257	0.252	0.143	0.207	0.285	0.169	0.138	0.084	0.114	0.106	2.233
1989/90	0.047	0.057	0.055	0.053	0.065	0.081	0.128	0.077	0.052	0.052	0.013	0.007	0.687
1990/91	0.029	0.077	0.066	0.065	0.058	0.159	0.392	0.465	0.311	0.209	0.144	0.136	2.112
1991/92	0.183	0.235	0.251	0.196	0.174	0.199	0.762	0.264	0.269	0.331	0.253	0.254	3.370
1992/93	0.658	1.280	0.858	0.787	0.309	0.824	0.340	0.290	0.245	0.309	0.182	0.190	6.273
1993/94	0.194	0.208	0.376	0.549	0.337	0.389	0.262	0.143	0.169	0.107	0.091	0.092	2.917
1994/95	0.069	0.106	0.082	0.592	0.296	0.848	0.335	0.189	0.301	0.203	0.129	0.132	3.282
1995/96	0.153	0.137	0.118	0.282	0.493	0.547	0.331	0.352	0.239	0.151	0.138	0.133	3.074
1996/97	0.171	0.155	0.693	1.122	0.861	0.788	0.375	0.106	0.120	0.231	0.180	0.295	5.099
1997/98	0.186	0.137	0.716	0.779	0.482	0.358	0.157	0.195	0.332	0.170	0.155	0.153	3.820
1998/99	0.168	0.182	0.251	0.324	0.206	0.414	0.197	0.192	0.199	0.141	0.135	0.099	2.507
1999/00	0.128	0.138	0.429	0.473	0.224	0.240	0.196	0.152	0.242	0.177	0.091	0.058	2.546
2000/01	0.070	0.095	0.124	0.227	0.421	0.569	0.500	0.269	0.309	0.209	0.124	0.127	3.045
2001/02	0.130	0.100	0.174	0.141	0.208	0.206	0.115	0.110	0.089	0.117	0.064	0.051	1.506
2002/03	0.061	0.095	0.190	0.170	0.965	0.469	0.211	0.248	0.214	0.220	0.119	0.116	3.078
2003/04	0.102	0.104	0.114	0.294	0.348	0.881	0.617	0.424	0.309	0.242	0.199	0.176	3.811
2004/05	0.196	0.330	0.334	0.537	0.992	1.512	0.742	0.644	0.430	0.230	0.209	0.187	6.342
2005/06	0.100	0.302	0.292	0.683	0.248	0.831	0.516	0.506	0.184	0.155	0.169	0.157	4.143

995. Embalse de la Galera

1940/2005

(hm³)

Serie completa

	Oct	Nov	Dic	Ene	Feb	Mar	Abr	May	Jun	Jul	Ago	Sep	Total
Máximo	0,658	1,280	1,189	1,986	1,235	1,512	1,800	0,784	0,831	0,552	0,383	0,609	8,289
Mínimo	0,029	0,057	0,055	0,053	0,058	0,081	0,115	0,077	0,052	0,052	0,013	0,007	0,687
Media	0,161	0,214	0,284	0,447	0,411	0,524	0,433	0,315	0,270	0,233	0,177	0,184	3,653

Percentil 1%	0,041	0,062	0,062	0,061	0,063	0,129	0,117	0,085	0,074	0,069	0,041	0,035	1,131
Percentil 5%	0,063	0,072	0,086	0,090	0,119	0,170	0,132	0,105	0,102	0,094	0,067	0,078	1,489
Percentil 10%	0,078	0,085	0,116	0,141	0,170	0,207	0,167	0,129	0,139	0,114	0,091	0,096	1,919
Percentil 25%	0,103	0,106	0,149	0,194	0,222	0,307	0,242	0,196	0,194	0,170	0,124	0,128	2,703
Percentil 50%	0,148	0,161	0,228	0,341	0,347	0,488	0,373	0,280	0,268	0,225	0,168	0,177	3,496
Desviación típica	0,092	0,192	0,214	0,342	0,260	0,279	0,288	0,168	0,117	0,096	0,077	0,088	1,464
Coef. variación	0,568	0,898	0,754	0,766	0,633	0,531	0,666	0,534	0,435	0,414	0,434	0,479	0,401

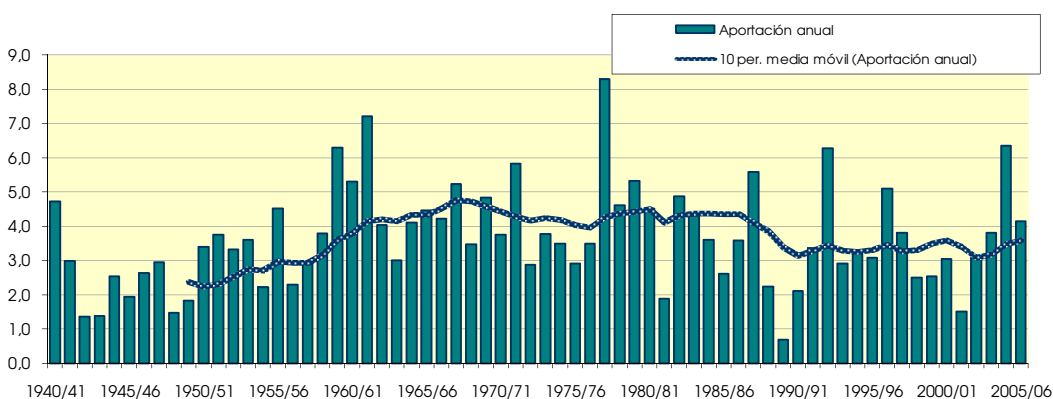
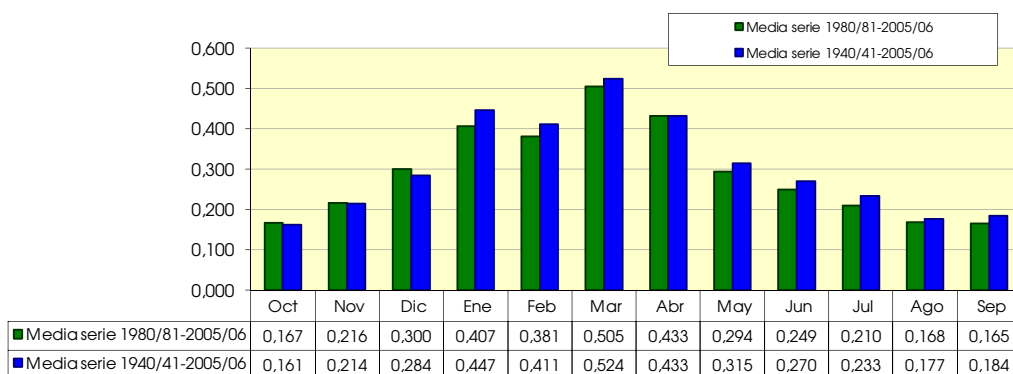
1980/2005

(hm³)

Serie para asignación y reserva

	Oct	Nov	Dic	Ene	Feb	Mar	Abr	May	Jun	Jul	Ago	Sep	Total
Máximo	0,658	1,280	0,858	1,122	0,992	1,512	1,800	0,644	0,430	0,382	0,329	0,609	6,342
Mínimo	0,029	0,057	0,055	0,053	0,058	0,081	0,115	0,077	0,052	0,052	0,013	0,007	0,687
Media	0,167	0,216	0,300	0,407	0,381	0,505	0,433	0,294	0,249	0,210	0,168	0,165	3,495

Percentil 1%	0,034	0,062	0,058	0,056	0,060	0,100	0,118	0,084	0,061	0,060	0,026	0,018	0,892
Percentil 5%	0,051	0,081	0,070	0,068	0,084	0,169	0,135	0,105	0,097	0,090	0,067	0,053	1,602
Percentil 10%	0,065	0,095	0,098	0,110	0,158	0,203	0,172	0,108	0,129	0,109	0,085	0,067	2,001
Percentil 25%	0,101	0,110	0,128	0,204	0,222	0,292	0,207	0,174	0,188	0,152	0,120	0,109	2,565
Percentil 50%	0,163	0,160	0,251	0,299	0,354	0,423	0,338	0,266	0,259	0,209	0,150	0,135	3,326
Desviación típica	0,117	0,230	0,215	0,283	0,239	0,318	0,342	0,157	0,093	0,087	0,080	0,114	1,394
Coef. variación	0,705	1,066	0,718	0,695	0,629	0,628	0,790	0,535	0,375	0,413	0,474	0,691	0,399



996. Río Oroncillo aguas arriba de río Vallarta

(hm ²)	Oct	Nov	Dic	Ene	Feb	Mar	Abr	May	Jun	Jul	Ago	Sep	Total
1940/41	0.388	0.145	0.126	1.196	1.237	0.888	0.551	2.584	0.566	0.197	0.124	0.131	8.134
1941/42	0.077	0.182	0.069	0.518	0.099	0.186	0.856	0.086	0.059	0.057	0.066	0.115	2.371
1942/43	0.088	0.024	0.047	0.138	0.083	0.034	0.034	0.017	0.023	0.021	0.015	0.053	0.578
1943/44	0.023	0.052	0.090	0.020	0.073	0.072	0.032	0.037	0.033	0.022	0.016	0.044	0.516
1944/45	0.130	0.059	0.170	0.582	0.150	0.174	0.039	0.044	0.030	0.025	0.039	0.022	1.464
1945/46	0.041	0.041	0.067	0.068	0.050	0.100	1.015	0.318	0.051	0.043	0.034	0.036	1.865
1946/47	0.027	0.039	0.286	0.064	1.190	1.600	0.167	0.355	0.108	0.067	0.060	0.092	4.055
1947/48	0.082	0.109	0.278	2.617	0.184	0.133	0.553	0.230	0.070	0.063	0.051	0.055	4.424
1948/49	0.056	0.056	0.051	0.058	0.041	0.214	0.052	0.126	0.042	0.022	0.018	0.479	1.215
1949/50	0.030	0.044	0.087	0.033	0.092	0.067	0.128	0.037	0.071	0.023	0.018	0.020	0.651
1950/51	0.068	0.032	0.254	0.287	0.363	1.173	0.354	0.157	0.319	0.084	0.040	0.054	3.186
1951/52	0.083	0.055	0.091	0.179	0.206	1.867	0.737	0.134	0.133	0.516	0.058	0.061	4.118
1952/53	0.111	0.090	0.140	0.089	0.211	0.122	0.240	0.041	0.227	0.032	0.024	0.055	1.384
1953/54	0.270	0.020	0.034	0.206	0.384	0.463	0.077	0.339	0.061	0.038	0.030	0.029	1.952
1954/55	0.021	0.045	0.049	0.296	0.812	0.235	0.095	0.096	0.131	0.061	0.025	0.029	1.895
1955/56	0.180	0.053	0.946	1.240	0.903	2.315	2.089	0.849	0.218	0.167	0.119	0.124	9.202
1956/57	0.118	0.260	0.068	0.069	0.489	0.104	0.063	0.164	0.324	0.044	0.032	0.037	1.772
1957/58	0.034	0.092	0.089	0.374	0.202	0.646	0.075	0.075	0.113	0.040	0.048	0.038	1.827
1958/59	0.117	0.112	0.529	0.152	0.141	1.049	0.223	0.711	0.259	0.154	0.140	0.192	3.780
1959/60	0.457	0.442	2.789	1.904	1.666	1.677	0.295	0.234	0.208	0.164	0.133	0.147	10.116
1960/61	0.494	0.310	2.828	2.399	0.612	0.316	0.832	0.485	0.195	0.157	0.091	0.150	8.870
1961/62	0.349	1.754	0.492	2.275	2.918	2.691	1.351	1.003	0.363	0.238	0.160	0.172	13.767
1962/63	0.156	0.271	0.461	0.632	0.672	1.970	0.327	0.158	0.349	0.133	0.126	0.320	5.574
1963/64	0.061	0.206	0.139	0.079	0.661	1.015	0.849	0.147	0.106	0.084	0.073	0.066	3.486
1964/65	0.222	0.164	0.425	1.160	0.647	1.613	0.904	0.168	0.118	0.082	0.067	0.150	5.721
1965/66	0.187	0.298	0.794	0.614	1.899	0.909	0.798	0.632	1.193	0.183	0.112	0.118	7.736
1966/67	0.700	1.265	0.621	0.798	0.595	0.665	0.353	0.575	0.189	0.215	0.100	0.106	6.183
1967/68	0.177	1.291	1.271	0.637	1.567	1.524	0.758	0.806	0.421	0.157	0.137	0.109	8.855
1968/69	0.068	0.101	0.183	0.111	0.212	0.722	1.758	0.683	0.249	0.093	0.073	0.392	4.646
1969/70	0.061	0.126	0.907	2.424	1.605	0.707	0.191	0.171	0.500	0.113	0.209	0.100	7.115
1970/71	0.089	0.088	0.104	0.131	0.218	0.725	0.817	2.275	0.437	0.183	0.095	0.106	5.268
1971/72	0.068	0.575	0.146	1.385	2.817	1.772	0.578	0.913	0.720	0.205	0.281	0.209	9.669
1972/73	0.205	0.089	0.156	0.303	0.595	0.183	0.313	0.273	0.108	0.065	0.101	0.075	2.465
1973/74	0.042	0.088	0.100	0.141	1.150	2.341	2.547	0.414	0.475	0.123	0.116	0.086	7.624
1974/75	0.444	0.503	0.056	0.531	0.265	0.544	1.925	1.693	0.200	0.130	0.090	0.150	6.532
1975/76	0.097	0.216	0.120	0.093	0.154	0.198	0.332	0.056	0.070	0.199	0.113	0.078	1.726
1976/77	0.106	0.160	0.249	0.308	0.515	0.305	0.248	0.780	3.481	0.539	0.215	0.159	7.062
1977/78	0.258	0.158	0.499	4.625	3.116	1.236	3.728	1.546	0.602	0.290	0.241	0.207	16.504
1978/79	0.338	0.300	0.428	1.254	1.493	0.955	0.957	0.637	0.358	0.218	0.168	0.194	7.300
1979/80	0.291	1.043	1.155	1.512	0.586	2.519	1.556	1.545	1.210	0.390	0.252	0.166	12.225
1980/81	0.271	0.209	1.250	2.279	0.580	0.538	2.024	0.511	0.147	0.106	0.069	0.095	8.080
1981/82	0.122	0.079	0.203	0.214	0.298	0.213	0.041	0.097	0.080	0.034	0.051	0.067	1.501
1982/83	0.118	0.216	1.639	0.162	1.584	1.250	1.310	0.351	0.153	0.164	0.928	0.301	8.176
1983/84	0.117	0.170	0.336	0.441	1.256	2.231	0.829	1.023	0.635	0.241	0.199	0.167	7.646
1984/85	0.331	0.920	0.289	0.604	0.585	0.691	0.641	0.684	0.564	0.568	0.174	0.147	6.197
1985/86	0.135	0.235	0.234	0.288	1.429	0.705	0.541	0.416	0.144	0.126	0.116	0.275	4.645
1986/87	0.162	0.141	0.238	0.442	1.056	0.896	1.279	0.189	0.257	0.190	0.086	0.069	5.005
1987/88	0.262	0.252	0.218	0.350	0.729	0.479	5.011	0.800	0.459	0.356	0.154	0.132	9.202
1988/89	0.161	0.117	0.135	0.135	0.160	0.128	0.421	0.108	0.045	0.130	0.044	0.056	1.640
1989/90	0.021	0.112	0.131	0.156	0.058	0.058	0.269	0.146	0.047	0.026	0.007	0.004	1.034
1990/91	0.048	0.121	0.204	0.233	0.326	0.368	1.052	0.505	0.175	0.117	0.082	0.136	3.367
1991/92	0.175	0.260	0.086	0.106	0.091	0.442	1.075	0.323	1.203	0.409	0.211	0.194	4.576
1992/93	1.455	0.663	1.038	0.307	0.748	1.605	0.862	0.649	0.479	0.211	0.146	0.232	8.394
1993/94	0.385	0.160	0.525	1.399	0.912	0.316	0.234	0.229	0.133	0.057	0.049	0.055	4.454
1994/95	0.126	0.172	0.197	1.213	0.894	1.375	0.170	0.275	0.200	0.185	0.064	0.065	4.937
1995/96	0.075	0.143	0.271	0.591	1.350	1.080	0.584	0.233	0.147	0.087	0.074	0.115	4.750
1996/97	0.134	0.248	1.574	2.373	0.759	0.355	0.171	0.215	0.209	0.281	0.227	0.140	6.686
1997/98	0.138	0.483	1.833	0.871	0.557	0.656	0.471	0.482	0.300	0.104	0.097	0.145	6.136
1998/99	0.204	0.193	0.153	0.259	0.311	0.344	0.263	0.257	0.051	0.134	0.038	0.065	2.274
1999/00	0.133	0.325	0.401	0.128	0.131	0.122	0.436	0.231	0.093	0.082	0.030	0.020	2.130
2000/01	0.084	0.147	0.156	0.573	0.510	1.397	0.300	0.134	0.151	0.125	0.063	0.067	3.707
2001/02	0.107	0.216	0.054	0.181	0.154	0.080	0.142	0.159	0.097	0.035	0.046	0.038	1.310
2002/03	0.135	0.128	0.567	0.601	2.370	0.551	0.415	0.431	0.137	0.135	0.086	0.072	5.628
2003/04	0.158	0.143	0.185	0.880	0.875	2.109	0.880	0.357	0.169	0.118	0.178	0.175	6.228
2004/05	0.198	0.223	0.550	0.484	1.534	1.402	1.235	0.678	0.183	0.073	0.069	0.064	6.693
2005/06	0.232	0.705	0.579	1.351	0.803	1.764	0.862	0.373	0.214	0.089	0.081	0.086	7.139

996. Río Oroncillo aguas arriba de río Vallarta

1940/2005
(hm³)

Serie completa

	Oct	Nov	Dic	Ene	Feb	Mar	Abr	May	Jun	Jul	Ago	Sep	Total
Máximo	1,455	1,754	2,828	4,625	3,116	2,691	5,011	2,584	3,481	0,568	0,928	0,479	16,504
Mínimo	0,021	0,020	0,034	0,020	0,041	0,034	0,032	0,017	0,023	0,021	0,007	0,004	0,516
Media	0,186	0,269	0,461	0,729	0,772	0,866	0,762	0,477	0,316	0,149	0,110	0,120	5,218

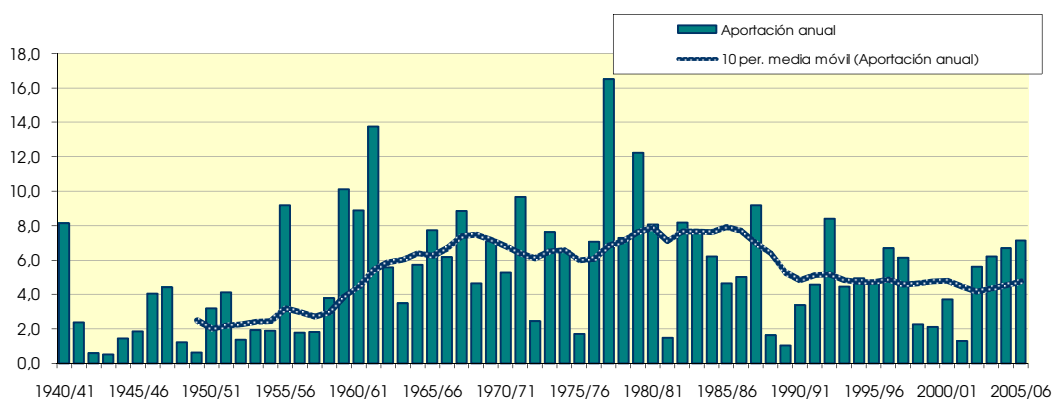
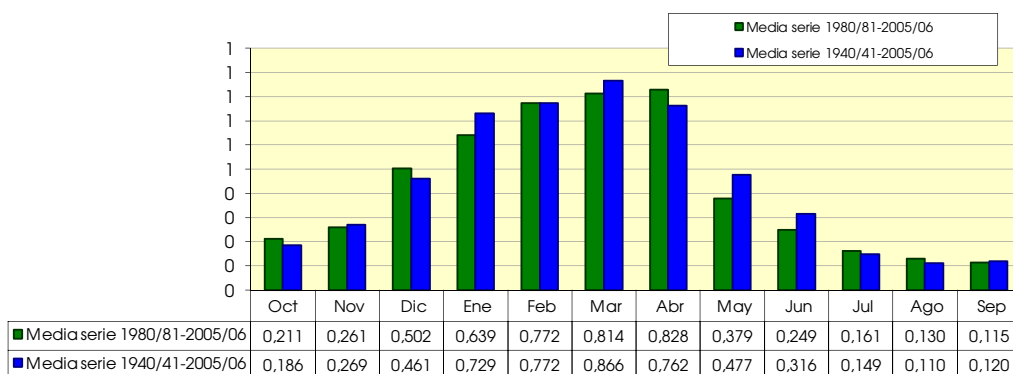
Percentil 1%	0,021	0,023	0,043	0,029	0,047	0,049	0,034	0,030	0,027	0,022	0,013	0,014	0,556
Percentil 5%	0,027	0,039	0,052	0,065	0,075	0,074	0,044	0,042	0,043	0,024	0,018	0,024	1,080
Percentil 10%	0,042	0,049	0,068	0,084	0,096	0,113	0,076	0,080	0,051	0,033	0,027	0,036	1,424
Percentil 25%	0,078	0,091	0,122	0,153	0,207	0,220	0,236	0,158	0,107	0,063	0,048	0,057	2,166
Percentil 50%	0,131	0,160	0,226	0,408	0,591	0,678	0,546	0,320	0,186	0,124	0,084	0,103	4,843
Desviación típica	0,206	0,329	0,589	0,853	0,718	0,724	0,860	0,507	0,476	0,123	0,121	0,089	3,332
Coef. variación	1,104	1,222	1,277	1,170	0,931	0,836	1,128	1,064	1,505	0,826	1,099	0,743	0,639

1980/2005
(hm³)

Serie para asignación y reserva

	Oct	Nov	Dic	Ene	Feb	Mar	Abr	May	Jun	Jul	Ago	Sep	Total
Máximo	1,455	0,920	1,833	2,373	2,370	2,231	5,011	1,023	1,203	0,568	0,928	0,301	9,202
Mínimo	0,021	0,079	0,054	0,106	0,058	0,058	0,041	0,097	0,045	0,026	0,007	0,004	1,034
Media	0,211	0,261	0,502	0,639	0,772	0,814	0,828	0,379	0,249	0,161	0,130	0,115	5,059

Percentil 1%	0,028	0,087	0,062	0,112	0,066	0,063	0,067	0,100	0,045	0,028	0,013	0,008	1,103
Percentil 5%	0,055	0,113	0,097	0,130	0,101	0,090	0,149	0,115	0,048	0,035	0,032	0,024	1,358
Percentil 10%	0,079	0,119	0,133	0,146	0,142	0,125	0,170	0,140	0,066	0,046	0,041	0,047	1,570
Percentil 25%	0,119	0,143	0,188	0,219	0,315	0,347	0,277	0,219	0,134	0,087	0,054	0,065	3,452
Percentil 50%	0,137	0,201	0,255	0,442	0,739	0,603	0,562	0,337	0,161	0,125	0,081	0,090	4,971
Desviación típica	0,267	0,205	0,517	0,620	0,562	0,640	0,973	0,234	0,249	0,125	0,173	0,075	2,401
Coef. variación	1,263	0,788	1,031	0,970	0,728	0,786	1,175	0,617	1,002	0,776	1,338	0,657	0,475



997. Río Vallarta

(hm ²)	Oct	Nov	Dic	Ene	Feb	Mar	Abr	May	Jun	Jul	Ago	Sep	Total
1940/41	0.050	0.007	0.046	1.515	1.129	0.989	0.876	3.956	1.014	0.014	0.000	0.000	9.596
1941/42	0.000	0.000	0.000	0.307	0.017	0.021	0.782	0.073	0.001	0.000	0.000	0.006	1.207
1942/43	0.000	0.000	0.000	0.004	0.000	0.000	0.001	0.000	0.000	0.000	0.000	0.000	0.005
1943/44	0.000	0.000	0.000	0.000	0.000	0.000	0.000	0.001	0.000	0.000	0.000	0.000	0.001
1944/45	0.000	0.000	0.015	0.641	0.002	0.028	0.000	0.003	0.000	0.000	0.001	0.000	0.690
1945/46	0.000	0.000	0.000	0.001	0.000	0.002	1.240	0.502	0.001	0.000	0.000	0.000	1.745
1946/47	0.000	0.000	0.027	0.000	0.771	1.766	0.265	0.662	0.101	0.000	0.000	0.000	3.594
1947/48	0.000	0.001	0.103	3.036	0.140	0.088	0.884	0.460	0.000	0.000	0.000	0.000	4.713
1948/49	0.000	0.000	0.000	0.000	0.000	0.029	0.017	0.184	0.024	0.000	0.000	0.243	0.498
1949/50	0.000	0.000	0.005	0.000	0.004	0.008	0.116	0.018	0.108	0.000	0.000	0.000	0.258
1950/51	0.000	0.000	0.046	0.094	0.218	1.384	0.604	0.263	0.726	0.052	0.000	0.000	3.387
1951/52	0.000	0.000	0.000	0.085	0.040	2.170	1.005	0.148	0.179	0.624	0.000	0.000	4.250
1952/53	0.000	0.000	0.005	0.025	0.097	0.000	0.192	0.001	0.253	0.000	0.000	0.000	0.573
1953/54	0.023	0.000	0.000	0.118	0.151	0.351	0.025	0.527	0.036	0.000	0.000	0.000	1.232
1954/55	0.000	0.000	0.000	0.042	0.450	0.166	0.158	0.225	0.240	0.030	0.000	0.000	1.312
1955/56	0.005	0.000	0.681	1.183	1.989	2.319	2.567	1.162	0.053	0.000	0.000	0.000	9.959
1956/57	0.000	0.009	0.000	0.005	0.226	0.011	0.032	0.300	0.679	0.000	0.000	0.000	1.262
1957/58	0.000	0.000	0.000	0.113	0.058	0.625	0.065	0.140	0.163	0.001	0.016	0.000	1.181
1958/59	0.008	0.002	0.112	0.008	0.016	0.473	0.083	0.543	0.068	0.000	0.001	0.009	1.323
1959/60	0.028	0.027	2.044	0.932	1.213	1.887	0.070	0.085	0.014	0.000	0.000	0.000	6.300
1960/61	0.069	0.073	2.053	1.726	0.363	0.006	0.794	0.466	0.042	0.000	0.000	0.000	5.591
1961/62	0.003	1.042	0.289	2.713	2.437	3.015	1.058	0.642	0.002	0.000	0.000	0.000	11.202
1962/63	0.000	0.000	0.019	0.340	0.130	1.267	0.273	0.013	0.442	0.039	0.000	0.004	2.526
1963/64	0.000	0.035	0.027	0.000	0.331	0.906	0.523	0.049	0.000	0.000	0.000	0.000	1.872
1964/65	0.000	0.000	0.003	0.059	0.114	0.551	0.256	0.018	0.000	0.000	0.000	0.000	1.001
1965/66	0.001	0.013	0.451	0.539	1.802	0.239	1.127	0.565	1.194	0.001	0.000	0.000	5.932
1966/67	0.206	0.506	0.120	0.583	0.357	0.644	0.586	0.283	0.039	0.000	0.000	0.000	3.325
1967/68	0.000	1.088	0.491	0.148	1.371	1.693	1.067	0.903	0.066	0.000	0.000	0.000	6.828
1968/69	0.000	0.000	0.000	0.000	0.000	0.280	2.437	0.505	0.096	0.000	0.000	0.107	3.426
1969/70	0.000	0.000	0.125	2.581	0.692	0.248	0.065	0.030	0.202	0.000	0.000	0.000	3.943
1970/71	0.000	0.000	0.000	0.041	0.013	0.320	0.713	2.826	0.483	0.059	0.000	0.000	4.455
1971/72	0.000	0.036	0.007	1.329	2.528	1.852	0.538	0.814	0.806	0.009	0.162	0.023	8.104
1972/73	0.057	0.003	0.104	0.490	0.700	0.118	0.247	0.472	0.127	0.006	0.003	0.000	2.329
1973/74	0.000	0.000	0.000	0.000	0.255	1.142	1.735	0.210	0.242	0.000	0.000	0.000	3.585
1974/75	0.006	0.018	0.000	0.058	0.029	0.454	1.263	1.468	0.117	0.000	0.000	0.000	3.413
1975/76	0.000	0.037	0.020	0.025	0.063	0.021	0.894	0.003	0.000	0.036	0.010	0.000	1.109
1976/77	0.000	0.000	0.083	0.136	0.249	0.179	0.275	0.989	5.117	0.405	0.001	0.000	7.434
1977/78	0.007	0.000	0.155	5.212	2.665	0.881	3.338	1.113	0.706	0.000	0.000	0.000	14.077
1978/79	0.000	0.000	0.033	0.280	0.615	0.666	0.660	0.621	0.186	0.000	0.000	0.001	3.061
1979/80	0.070	0.496	0.715	0.889	0.487	2.692	1.121	1.966	1.053	0.014	0.000	0.000	9.504
1980/81	0.000	0.004	0.505	1.605	0.275	0.277	2.055	0.278	0.000	0.000	0.000	0.000	4.999
1981/82	0.000	0.000	0.030	0.000	0.020	0.011	0.000	0.012	0.000	0.000	0.000	0.000	0.074
1982/83	0.000	0.031	0.917	0.000	0.492	0.641	0.955	0.335	0.000	0.006	1.238	0.000	4.616
1983/84	0.000	0.000	0.064	0.031	0.794	1.167	0.530	1.073	0.549	0.000	0.000	0.000	4.207
1984/85	0.002	0.540	0.013	0.348	0.155	0.420	0.505	0.612	0.539	0.340	0.000	0.000	3.474
1985/86	0.000	0.022	0.000	0.103	0.573	0.241	0.693	0.558	0.000	0.000	0.000	0.053	2.242
1986/87	0.000	0.000	0.018	0.348	0.826	0.786	1.058	0.012	0.134	0.074	0.000	0.000	3.257
1987/88	0.021	0.049	0.057	0.248	0.476	0.201	5.594	1.135	0.471	0.192	0.000	0.000	8.446
1988/89	0.000	0.000	0.000	0.000	0.000	0.000	0.166	0.016	0.000	0.032	0.000	0.000	0.214
1989/90	0.000	0.004	0.029	0.061	0.012	0.006	0.207	0.154	0.028	0.000	0.000	0.000	0.502
1990/91	0.000	0.004	0.073	0.131	0.245	0.293	1.160	0.308	0.000	0.000	0.000	0.002	2.216
1991/92	0.000	0.012	0.000	0.002	0.000	0.239	0.643	0.251	1.802	0.334	0.088	0.000	3.370
1992/93	0.724	0.000	0.652	0.000	0.411	1.232	0.809	0.676	0.531	0.000	0.000	0.015	5.050
1993/94	0.026	0.000	0.078	0.608	0.485	0.117	0.140	0.170	0.051	0.000	0.000	0.000	1.673
1994/95	0.002	0.004	0.040	0.441	0.493	0.723	0.032	0.188	0.030	0.016	0.000	0.000	1.969
1995/96	0.000	0.000	0.101	0.394	0.926	0.922	0.508	0.119	0.026	0.000	0.000	0.000	2.996
1996/97	0.000	0.007	1.002	1.554	0.167	0.002	0.018	0.320	0.227	0.107	0.167	0.000	3.571
1997/98	0.000	0.251	0.787	0.386	0.373	0.431	0.531	0.484	0.090	0.000	0.000	0.000	3.333
1998/99	0.000	0.000	0.000	0.008	0.027	0.049	0.052	0.088	0.000	0.007	0.000	0.000	0.232
1999/00	0.000	0.008	0.058	0.004	0.006	0.018	0.314	0.177	0.013	0.000	0.000	0.000	0.598
2000/01	0.000	0.023	0.020	0.500	0.194	1.909	0.087	0.032	0.000	0.000	0.000	0.000	2.765
2001/02	0.000	0.013	0.000	0.007	0.002	0.003	0.072	0.203	0.081	0.000	0.003	0.000	0.384
2002/03	0.010	0.012	0.245	0.573	2.147	0.371	0.456	0.561	0.001	0.000	0.000	0.000	4.376
2003/04	0.010	0.006	0.028	0.533	0.469	1.723	0.756	0.692	0.006	0.000	0.006	0.006	4.235
2004/05	0.000	0.002	0.101	0.116	0.662	0.229	0.722	0.350	0.005	0.000	0.000	0.000	2.186
2005/06	0.034	0.473	0.306	0.761	0.654	1.516	0.968	0.105	0.181	0.002	0.000	0.000	5.000

997. Río Vallarta

1940/2005
(hm³)

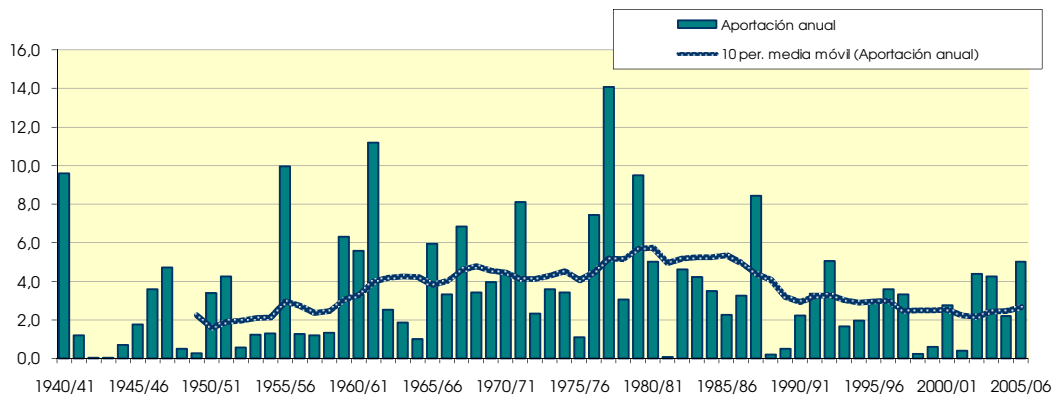
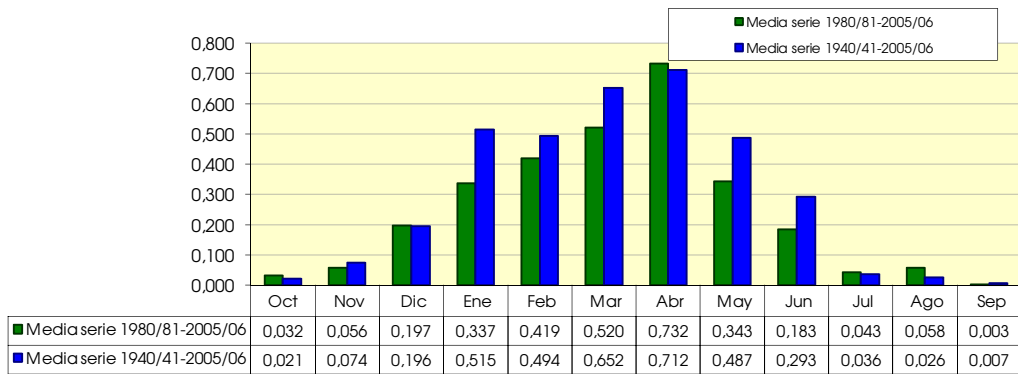
Serie completa

	Oct	Nov	Dic	Ene	Feb	Mar	Abr	May	Jun	Jul	Ago	Sep	Total
Máximo	0,724	1,088	2,053	5,212	2,665	3,015	5,594	3,956	5,117	0,624	1,238	0,243	14,077
Mínimo	0,000	0,000	0,000	0,000	0,000	0,000	0,000	0,000	0,000	0,000	0,000	0,000	0,001
Media	0,021	0,074	0,196	0,515	0,494	0,652	0,712	0,487	0,293	0,036	0,026	0,007	3,512
Percentil 1%	0,000	0,000	0,000	0,000	0,000	0,000	0,000	0,001	0,000	0,000	0,000	0,000	0,004
Percentil 5%	0,000	0,000	0,000	0,000	0,000	0,000	0,005	0,003	0,000	0,000	0,000	0,000	0,219
Percentil 10%	0,000	0,000	0,000	0,000	0,001	0,004	0,028	0,013	0,000	0,000	0,000	0,000	0,441
Percentil 25%	0,000	0,000	0,000	0,007	0,028	0,034	0,122	0,092	0,001	0,000	0,000	0,000	1,239
Percentil 50%	0,000	0,001	0,029	0,125	0,252	0,335	0,530	0,292	0,067	0,000	0,000	0,000	3,291
Desviación típica	0,093	0,215	0,408	0,897	0,655	0,748	0,898	0,658	0,696	0,108	0,155	0,033	2,968
Coef. variación	4,491	2,921	2,087	1,740	1,326	1,147	1,261	1,352	2,374	2,970	6,013	4,652	0,845

1980/2005
(hm³)

Serie para asignación y reserva

	Oct	Nov	Dic	Ene	Feb	Mar	Abr	May	Jun	Jul	Ago	Sep	Total
Máximo	0,724	0,540	1,002	1,605	2,147	1,909	5,594	1,135	1,802	0,340	1,238	0,053	8,446
Mínimo	0,000	0,000	0,000	0,000	0,000	0,000	0,000	0,012	0,000	0,000	0,000	0,000	0,074
Media	0,032	0,056	0,197	0,337	0,419	0,520	0,732	0,343	0,183	0,043	0,058	0,003	2,923
Percentil 1%	0,000	0,000	0,000	0,000	0,000	0,001	0,005	0,012	0,000	0,000	0,000	0,000	0,109
Percentil 5%	0,000	0,000	0,000	0,000	0,001	0,002	0,022	0,013	0,000	0,000	0,000	0,000	0,219
Percentil 10%	0,000	0,000	0,000	0,000	0,004	0,004	0,042	0,024	0,000	0,000	0,000	0,000	0,308
Percentil 25%	0,000	0,000	0,018	0,007	0,059	0,066	0,146	0,128	0,000	0,000	0,000	0,000	1,747
Percentil 50%	0,000	0,005	0,058	0,190	0,392	0,285	0,519	0,265	0,027	0,000	0,000	0,000	3,126
Desviación típica	0,141	0,141	0,306	0,434	0,453	0,567	1,096	0,305	0,379	0,097	0,243	0,011	1,976
Coef. variación	4,434	2,511	1,551	1,286	1,081	1,090	1,497	0,890	2,068	2,270	4,214	3,648	0,676



998. Río Silanes

(hm ²)	Oct	Nov	Dic	Ene	Feb	Mar	Abr	May	Jun	Jul	Ago	Sep	Total
1940/41	0.116	0.046	0.051	0.221	0.235	0.159	0.093	0.443	0.097	0.051	0.028	0.030	1.568
1941/42	0.018	0.062	0.018	0.082	0.022	0.078	0.256	0.027	0.018	0.019	0.023	0.037	0.661
1942/43	0.035	0.007	0.017	0.056	0.033	0.010	0.014	0.005	0.007	0.007	0.004	0.022	0.215
1943/44	0.008	0.021	0.034	0.005	0.018	0.033	0.015	0.017	0.013	0.009	0.005	0.016	0.193
1944/45	0.053	0.023	0.062	0.081	0.063	0.070	0.012	0.018	0.009	0.007	0.017	0.006	0.422
1945/46	0.019	0.016	0.025	0.018	0.021	0.040	0.179	0.070	0.014	0.011	0.010	0.009	0.431
1946/47	0.009	0.014	0.109	0.036	0.250	0.289	0.025	0.063	0.025	0.016	0.016	0.029	0.882
1947/48	0.031	0.038	0.079	0.517	0.043	0.032	0.073	0.042	0.016	0.015	0.014	0.015	0.916
1948/49	0.021	0.020	0.016	0.020	0.013	0.086	0.016	0.034	0.013	0.006	0.005	0.129	0.380
1949/50	0.009	0.019	0.033	0.017	0.039	0.024	0.043	0.016	0.019	0.007	0.005	0.005	0.237
1950/51	0.028	0.014	0.092	0.105	0.095	0.274	0.058	0.044	0.061	0.024	0.012	0.018	0.825
1951/52	0.035	0.021	0.036	0.078	0.071	0.397	0.127	0.035	0.031	0.117	0.015	0.016	0.979
1952/53	0.053	0.036	0.055	0.032	0.064	0.063	0.081	0.017	0.066	0.010	0.007	0.021	0.505
1953/54	0.093	0.006	0.012	0.067	0.162	0.134	0.024	0.075	0.020	0.012	0.010	0.009	0.625
1954/55	0.007	0.020	0.016	0.115	0.192	0.059	0.017	0.021	0.031	0.022	0.007	0.009	0.514
1955/56	0.072	0.020	0.202	0.254	0.020	0.485	0.380	0.172	0.052	0.038	0.030	0.029	1.754
1956/57	0.039	0.085	0.019	0.014	0.111	0.032	0.016	0.038	0.062	0.011	0.008	0.010	0.446
1957/58	0.013	0.039	0.029	0.119	0.066	0.156	0.030	0.020	0.037	0.015	0.013	0.012	0.550
1958/59	0.035	0.040	0.131	0.046	0.037	0.211	0.048	0.137	0.058	0.039	0.037	0.057	0.875
1959/60	0.125	0.112	0.573	0.376	0.287	0.282	0.059	0.048	0.047	0.036	0.030	0.039	2.014
1960/61	0.154	0.099	0.587	0.504	0.104	0.057	0.179	0.092	0.036	0.039	0.020	0.047	1.918
1961/62	0.123	0.366	0.103	0.431	0.556	0.539	0.233	0.199	0.071	0.053	0.035	0.039	2.748
1962/63	0.043	0.069	0.146	0.099	0.089	0.441	0.082	0.041	0.083	0.033	0.035	0.097	1.258
1963/64	0.017	0.070	0.046	0.017	0.175	0.220	0.169	0.031	0.026	0.021	0.018	0.017	0.827
1964/65	0.077	0.053	0.122	0.291	0.121	0.339	0.196	0.035	0.029	0.020	0.016	0.046	1.344
1965/66	0.069	0.092	0.162	0.143	0.347	0.189	0.135	0.134	0.212	0.044	0.025	0.027	1.577
1966/67	0.177	0.287	0.140	0.169	0.106	0.130	0.057	0.111	0.044	0.051	0.023	0.025	1.322
1967/68	0.067	0.281	0.284	0.158	0.328	0.315	0.175	0.170	0.079	0.037	0.033	0.026	1.953
1968/69	0.016	0.034	0.063	0.038	0.050	0.253	0.423	0.158	0.065	0.023	0.018	0.092	1.233
1969/70	0.019	0.037	0.275	0.492	0.287	0.150	0.044	0.056	0.129	0.026	0.056	0.025	1.596
1970/71	0.034	0.032	0.054	0.077	0.075	0.225	0.195	0.445	0.096	0.048	0.022	0.026	1.328
1971/72	0.020	0.186	0.054	0.308	0.584	0.324	0.114	0.181	0.130	0.048	0.067	0.065	2.082
1972/73	0.067	0.029	0.055	0.114	0.182	0.039	0.074	0.068	0.031	0.019	0.035	0.026	0.739
1973/74	0.015	0.033	0.041	0.057	0.319	0.550	0.489	0.090	0.110	0.030	0.034	0.020	1.788
1974/75	0.163	0.135	0.014	0.139	0.071	0.172	0.391	0.333	0.052	0.029	0.022	0.044	1.566
1975/76	0.033	0.084	0.051	0.026	0.047	0.072	0.044	0.015	0.019	0.061	0.047	0.032	0.531
1976/77	0.049	0.059	0.082	0.097	0.119	0.079	0.058	0.157	0.549	0.105	0.050	0.035	1.440
1977/78	0.093	0.048	0.138	0.740	0.701	0.289	0.722	0.295	0.111	0.064	0.055	0.045	3.302
1978/79	0.105	0.088	0.108	0.332	0.312	0.186	0.187	0.113	0.081	0.054	0.038	0.059	1.661
1979/80	0.080	0.237	0.215	0.286	0.107	0.460	0.262	0.299	0.202	0.091	0.061	0.037	2.337
1980/81	0.080	0.071	0.275	0.511	0.102	0.119	0.366	0.110	0.034	0.027	0.016	0.029	1.739
1981/82	0.039	0.018	0.063	0.078	0.085	0.069	0.011	0.033	0.027	0.013	0.017	0.024	0.476
1982/83	0.052	0.065	0.348	0.042	0.330	0.244	0.237	0.070	0.037	0.048	0.131	0.068	1.672
1983/84	0.030	0.057	0.093	0.124	0.244	0.432	0.156	0.169	0.113	0.053	0.045	0.039	1.555
1984/85	0.099	0.174	0.070	0.109	0.142	0.145	0.118	0.112	0.085	0.100	0.038	0.032	1.223
1985/86	0.029	0.074	0.079	0.065	0.298	0.139	0.091	0.075	0.032	0.028	0.026	0.062	0.999
1986/87	0.051	0.038	0.086	0.063	0.260	0.215	0.286	0.047	0.065	0.061	0.020	0.018	1.211
1987/88	0.084	0.070	0.071	0.092	0.151	0.123	0.889	0.142	0.102	0.079	0.036	0.031	1.870
1988/89	0.053	0.026	0.031	0.030	0.065	0.042	0.108	0.036	0.013	0.033	0.012	0.018	0.468
1989/90	0.007	0.035	0.035	0.037	0.016	0.016	0.056	0.032	0.012	0.006	0.002	0.001	0.254
1990/91	0.018	0.039	0.050	0.052	0.060	0.079	0.198	0.108	0.040	0.026	0.018	0.041	0.728
1991/92	0.063	0.089	0.024	0.028	0.033	0.112	0.263	0.081	0.215	0.078	0.056	0.051	1.093
1992/93	0.406	0.204	0.331	0.079	0.181	0.366	0.173	0.139	0.097	0.046	0.042	0.077	2.142
1993/94	0.127	0.055	0.175	0.326	0.191	0.082	0.062	0.059	0.039	0.014	0.012	0.015	1.157
1994/95	0.052	0.057	0.057	0.306	0.186	0.320	0.042	0.066	0.051	0.062	0.016	0.016	1.232
1995/96	0.020	0.057	0.076	0.148	0.282	0.214	0.106	0.056	0.040	0.023	0.020	0.036	1.078
1996/97	0.052	0.082	0.360	0.531	0.176	0.088	0.042	0.049	0.045	0.078	0.050	0.037	1.588
1997/98	0.048	0.109	0.432	0.222	0.129	0.152	0.080	0.095	0.077	0.023	0.022	0.045	1.435
1998/99	0.079	0.066	0.063	0.109	0.092	0.099	0.067	0.063	0.014	0.043	0.011	0.024	0.731
1999/00	0.056	0.091	0.138	0.056	0.041	0.040	0.085	0.050	0.025	0.026	0.009	0.005	0.621
2000/01	0.036	0.044	0.046	0.118	0.107	0.271	0.071	0.031	0.034	0.037	0.015	0.017	0.829
2001/02	0.038	0.060	0.013	0.058	0.048	0.025	0.039	0.043	0.027	0.010	0.014	0.013	0.388
2002/03	0.045	0.043	0.123	0.113	0.440	0.113	0.070	0.084	0.032	0.030	0.022	0.017	1.131
2003/04	0.055	0.044	0.047	0.179	0.182	0.423	0.171	0.071	0.040	0.031	0.048	0.051	1.343
2004/05	0.073	0.083	0.145	0.145	0.313	0.357	0.251	0.160	0.049	0.018	0.017	0.015	1.627
2005/06	0.072	0.160	0.127	0.300	0.155	0.341	0.157	0.088	0.052	0.025	0.018	0.023	1.517

998. Río Silanes

1940/2005
(hm³)

Serie completa

	Oct	Nov	Dic	Ene	Feb	Mar	Abr	May	Jun	Jul	Ago	Sep	Total
Máximo	0,406	0,366	0,587	0,740	0,701	0,550	0,889	0,445	0,549	0,117	0,131	0,129	3,302
Mínimo	0,007	0,006	0,012	0,005	0,013	0,010	0,011	0,005	0,007	0,006	0,002	0,001	0,193
Media	0,061	0,074	0,117	0,162	0,164	0,190	0,151	0,097	0,064	0,036	0,026	0,033	1,177

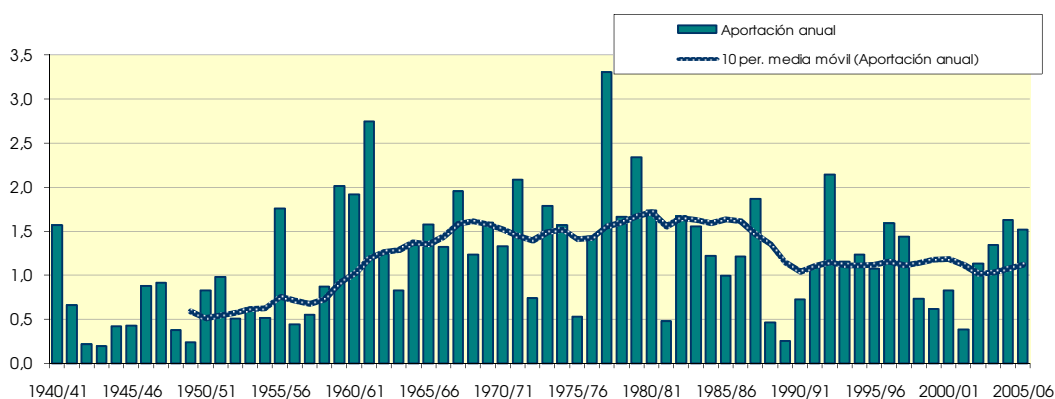
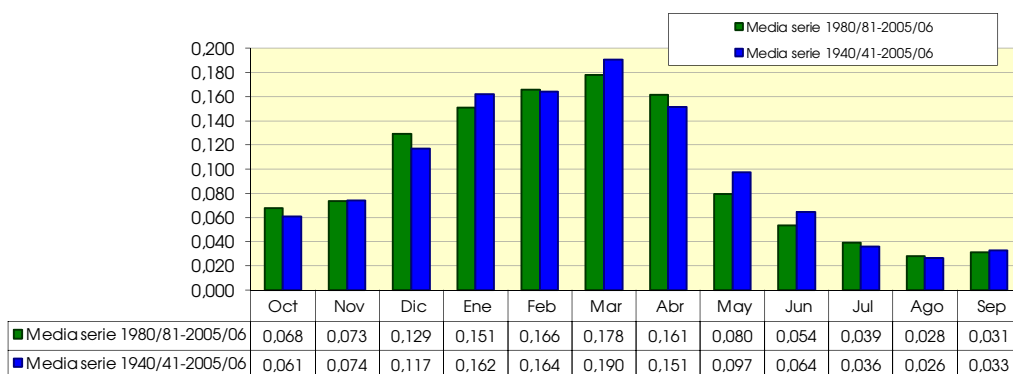
Percentil 1%	0,007	0,006	0,013	0,011	0,015	0,014	0,012	0,012	0,008	0,006	0,003	0,004	0,208
Percentil 5%	0,009	0,014	0,016	0,018	0,020	0,027	0,015	0,017	0,013	0,007	0,005	0,007	0,285
Percentil 10%	0,015	0,019	0,019	0,027	0,033	0,036	0,021	0,021	0,014	0,010	0,008	0,009	0,426
Percentil 25%	0,028	0,033	0,042	0,056	0,064	0,073	0,050	0,037	0,027	0,018	0,014	0,017	0,634
Percentil 50%	0,050	0,056	0,070	0,107	0,115	0,151	0,092	0,069	0,042	0,029	0,020	0,026	1,184
Desviación típica	0,058	0,071	0,125	0,160	0,143	0,143	0,161	0,093	0,076	0,025	0,020	0,023	0,643
Coef. variación	0,961	0,954	1,067	0,986	0,872	0,751	1,062	0,949	1,180	0,702	0,774	0,715	0,546

1980/2005
(hm³)

Serie para asignación y reserva

	Oct	Nov	Dic	Ene	Feb	Mar	Abr	May	Jun	Jul	Ago	Sep	Total
Máximo	0,406	0,204	0,432	0,531	0,440	0,432	0,889	0,169	0,215	0,100	0,131	0,077	2,142
Mínimo	0,007	0,018	0,013	0,028	0,016	0,016	0,011	0,031	0,012	0,006	0,002	0,001	0,254
Media	0,068	0,073	0,129	0,151	0,166	0,178	0,161	0,080	0,054	0,039	0,028	0,031	1,158

Percentil 1%	0,010	0,020	0,016	0,028	0,020	0,018	0,018	0,031	0,012	0,007	0,004	0,002	0,287
Percentil 5%	0,018	0,028	0,026	0,032	0,035	0,029	0,039	0,032	0,013	0,011	0,009	0,007	0,408
Percentil 10%	0,024	0,036	0,033	0,039	0,045	0,041	0,042	0,034	0,019	0,014	0,012	0,014	0,472
Percentil 25%	0,039	0,044	0,052	0,060	0,087	0,083	0,067	0,049	0,032	0,024	0,015	0,017	0,756
Percentil 50%	0,052	0,062	0,078	0,109	0,153	0,131	0,107	0,071	0,040	0,030	0,019	0,026	1,184
Desviación típica	0,074	0,045	0,118	0,138	0,107	0,127	0,173	0,040	0,043	0,024	0,025	0,019	0,492
Coef. variación	1,088	0,608	0,916	0,913	0,643	0,715	1,074	0,501	0,794	0,622	0,901	0,619	0,425



999. Río Oroncillo aguas abajo del arroyo Galera

(hm ²)	Oct	Nov	Dic	Ene	Feb	Mar	Abr	May	Jun	Jul	Ago	Sep	Total
1940/41	1,354	0,718	0,968	4,905	4,563	3,675	2,791	10,970	3,293	1,352	0,868	0,903	36,359
1941/42	0,523	0,755	0,526	2,200	0,809	1,019	3,957	0,752	0,627	0,591	0,551	0,696	13,005
1942/43	0,485	0,298	0,376	0,663	0,536	0,450	0,347	0,261	0,263	0,241	0,173	0,313	4,407
1943/44	0,175	0,272	0,436	0,284	0,630	0,603	0,389	0,358	0,351	0,313	0,224	0,306	4,342
1944/45	0,538	0,362	0,855	3,628	1,001	1,167	0,541	0,480	0,431	0,375	0,364	0,340	10,083
1945/46	0,279	0,254	0,459	0,450	0,356	0,530	3,924	1,692	0,608	0,525	0,368	0,387	9,832
1946/47	0,245	0,233	1,313	0,637	4,025	5,880	1,073	1,793	0,785	0,561	0,406	0,530	17,480
1947/48	0,407	0,449	1,049	10,330	1,153	1,017	2,314	1,335	0,601	0,521	0,373	0,400	19,950
1948/49	0,296	0,270	0,278	0,305	0,257	1,066	0,396	0,653	0,357	0,281	0,203	2,073	6,434
1949/50	0,329	0,356	0,523	0,462	0,671	0,643	0,916	0,528	0,649	0,424	0,299	0,315	6,116
1950/51	0,325	0,239	1,122	1,526	1,680	5,834	2,026	1,402	2,177	0,887	0,540	0,589	18,346
1951/52	0,522	0,413	0,590	1,233	1,179	7,800	3,557	1,145	1,107	2,579	0,643	0,668	21,436
1952/53	0,761	0,602	0,900	1,124	2,798	1,279	1,517	0,693	1,439	0,698	0,469	0,561	12,841
1953/54	1,023	0,352	0,411	2,413	2,218	2,593	0,933	1,856	0,808	0,652	0,454	0,474	14,187
1954/55	0,284	0,321	0,335	1,370	2,854	1,332	0,764	0,758	0,880	0,567	0,338	0,368	10,170
1955/56	0,727	0,350	3,186	4,675	3,817	8,853	8,764	4,272	1,387	1,108	0,764	0,792	38,696
1956/57	0,585	1,113	0,626	0,624	1,608	0,782	0,529	0,963	1,832	0,571	0,388	0,412	10,033
1957/58	0,270	0,508	0,492	1,607	1,134	3,101	1,081	0,848	1,050	0,645	0,494	0,502	11,732
1958/59	0,491	0,586	1,795	1,027	0,871	3,415	1,126	2,635	1,317	1,062	0,845	1,151	16,320
1959/60	1,592	1,573	10,541	6,276	5,949	7,021	1,634	1,328	1,179	0,982	0,698	0,775	39,548
1960/61	1,714	1,328	10,456	9,295	2,611	1,686	3,568	2,095	1,105	0,938	0,608	0,797	36,199
1961/62	1,237	6,247	2,086	9,431	10,798	11,634	5,208	3,873	1,771	1,437	0,953	0,989	55,665
1962/63	0,674	0,868	1,749	2,497	2,062	6,759	1,617	0,898	1,701	0,845	0,635	1,236	21,540
1963/64	0,462	0,875	0,766	0,587	2,316	3,780	2,875	0,874	0,747	0,638	0,460	0,477	14,857
1964/65	0,744	0,617	1,275	3,405	2,120	5,115	2,991	1,006	0,880	0,727	0,503	0,731	20,115
1965/66	0,743	1,066	2,723	2,567	6,955	3,068	3,510	2,674	4,673	1,181	0,768	0,791	30,718
1966/67	2,286	4,409	2,230	3,191	2,225	2,819	1,834	1,850	1,026	0,975	0,610	0,645	24,100
1967/68	0,705	5,044	4,292	2,354	6,287	6,589	3,937	3,627	1,623	1,078	0,779	0,763	37,077
1968/69	0,441	0,461	0,689	0,549	0,713	2,783	8,491	2,656	1,240	0,804	0,556	1,488	20,871
1969/70	0,484	0,547	3,270	10,172	4,919	2,751	1,175	1,003	2,010	0,854	0,866	0,723	28,774
1970/71	0,530	0,475	0,786	1,459	1,044	3,525	4,297	10,327	2,691	1,360	0,788	0,823	28,106
1971/72	0,484	2,508	1,101	6,955	12,065	7,299	3,075	4,041	3,551	1,354	1,434	1,331	45,197
1972/73	1,011	0,628	1,039	2,209	3,622	1,289	1,685	1,817	0,955	0,649	0,697	0,602	16,202
1973/74	0,373	0,408	0,550	0,745	4,716	9,453	9,312	1,934	2,321	0,911	0,713	0,641	32,078
1974/75	1,766	1,641	0,549	1,943	1,103	3,606	7,316	6,604	1,449	0,951	0,649	0,816	28,393
1975/76	0,513	1,439	1,143	1,054	1,157	1,346	2,260	0,695	0,662	1,004	0,986	0,722	12,980
1976/77	0,681	0,836	1,313	1,574	2,095	1,606	1,458	3,591	15,430	2,561	1,510	1,102	33,757
1977/78	1,133	1,052	1,939	20,862	12,252	5,006	14,675	6,705	3,021	1,857	1,498	1,272	71,272
1978/79	1,336	1,184	1,317	4,799	5,322	3,592	4,364	3,010	1,821	1,305	1,047	0,968	30,064
1979/80	1,018	3,867	4,231	5,869	2,552	9,392	5,745	6,934	4,684	2,227	1,303	0,981	48,802
1980/81	1,118	1,101	4,416	9,343	2,738	1,985	8,273	2,511	1,054	0,684	0,501	0,493	34,217
1981/82	0,598	0,578	0,858	1,146	1,144	1,301	0,608	0,498	0,554	0,384	0,302	0,329	8,299
1982/83	0,471	0,793	5,787	2,176	4,548	4,154	4,609	2,164	1,116	0,958	3,581	2,195	32,553
1983/84	0,808	0,863	1,276	1,541	4,247	7,474	3,307	3,735	2,847	1,455	1,153	0,961	29,667
1984/85	0,998	2,920	1,366	2,791	2,173	2,360	2,342	2,408	2,333	2,145	0,996	0,827	23,660
1985/86	0,745	0,900	0,867	0,903	4,350	2,679	2,381	2,083	1,011	0,860	0,772	0,888	18,439
1986/87	0,867	0,980	1,149	1,867	4,275	3,726	5,487	1,616	1,260	1,148	0,784	0,544	23,702
1987/88	0,877	1,127	1,481	1,715	2,919	2,799	21,008	4,577	2,634	2,017	1,219	1,009	43,382
1988/89	1,013	0,880	0,954	0,942	0,672	0,779	1,811	0,752	0,469	0,521	0,403	0,402	9,597
1989/90	0,169	0,357	0,432	0,510	0,303	0,324	1,038	0,659	0,257	0,188	0,048	0,024	4,310
1990/91	0,170	0,444	0,817	0,833	1,074	1,528	4,553	2,515	1,187	0,791	0,544	0,652	15,108
1991/92	0,848	1,161	0,888	0,823	0,666	1,654	4,984	1,701	5,639	2,167	1,236	1,078	22,845
1992/93	5,847	5,170	5,766	2,912	2,871	6,922	3,597	3,018	2,359	1,266	0,787	1,077	41,593
1993/94	1,281	0,895	2,377	4,701	3,047	1,813	1,314	1,003	0,771	0,393	0,334	0,354	18,283
1994/95	0,471	0,682	0,720	5,007	3,176	5,996	1,376	1,287	1,243	0,907	0,473	0,480	21,819
1995/96	0,556	0,645	1,088	2,547	5,188	4,697	2,676	1,600	0,956	0,567	0,517	0,567	21,604
1996/97	0,731	0,908	6,806	9,921	4,238	2,930	1,406	1,112	0,989	1,282	1,068	1,053	32,443
1997/98	0,765	1,552	6,621	4,561	2,942	2,743	1,922	2,025	1,573	0,645	0,589	0,690	26,630
1998/99	0,840	0,856	1,013	1,608	1,353	1,944	1,121	1,159	0,663	0,674	0,448	0,402	12,082
1999/00	0,632	0,999	2,304	1,822	0,944	0,990	1,715	1,089	0,866	0,650	0,310	0,197	12,519
2000/01	0,365	0,577	0,712	2,307	2,389	6,514	2,114	1,023	1,123	0,817	0,453	0,467	18,861
2001/02	0,549	0,666	0,570	0,752	0,839	0,702	0,627	0,820	0,520	0,394	0,254	0,207	6,899
2002/03	0,443	0,535	1,864	2,178	9,532	2,725	1,759	2,107	0,796	0,807	0,452	0,424	23,622
2003/04	0,624	0,575	0,722	3,157	3,209	8,719	4,375	2,617	1,143	0,869	0,850	0,817	27,676
2004/05	0,881	1,284	2,105	2,667	7,294	6,193	4,816	3,407	1,477	0,748	0,681	0,612	32,165
2005/06	0,821	2,878	2,459	5,618	3,019	7,463	4,276	2,256	1,194	0,597	0,612	0,586	31,779

999. Río Oroncillo aguas abajo del arroyo Galera

1940/2005
(hm³)

Serie completa

	Oct	Nov	Dic	Ene	Feb	Mar	Abr	May	Jun	Jul	Ago	Sep	Total
Máximo	5,847	6,247	10,541	20,862	12,252	11,634	21,008	10,970	15,430	2,579	3,581	2,195	71,272
Mínimo	0,169	0,233	0,278	0,284	0,257	0,324	0,347	0,261	0,257	0,188	0,048	0,024	4,310
Media	0,804	1,149	1,905	3,206	3,094	3,671	3,356	2,283	1,675	0,947	0,700	0,724	23,513

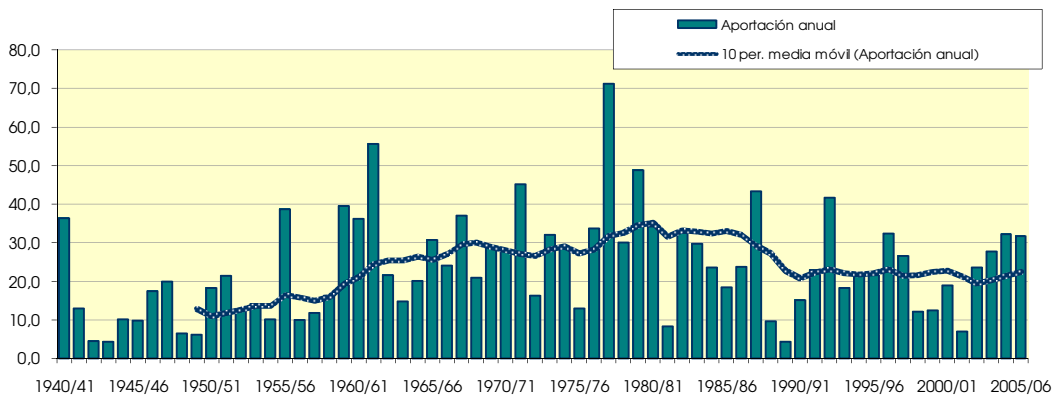
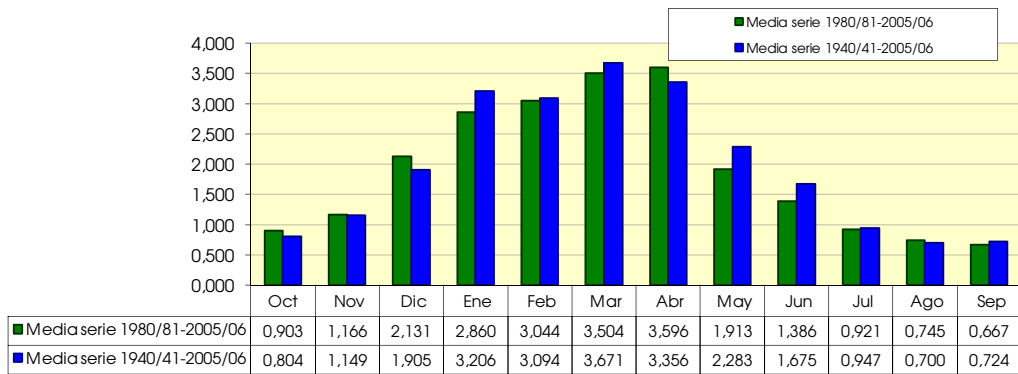
Percentil 1%	0,170	0,237	0,315	0,298	0,287	0,406	0,374	0,324	0,261	0,223	0,129	0,137	4,331
Percentil 5%	0,251	0,270	0,416	0,474	0,560	0,613	0,532	0,505	0,375	0,329	0,231	0,308	6,196
Percentil 10%	0,290	0,336	0,475	0,606	0,672	0,780	0,695	0,676	0,537	0,394	0,306	0,335	8,948
Percentil 25%	0,471	0,464	0,714	1,033	1,110	1,335	1,330	0,973	0,788	0,593	0,449	0,469	12,986
Percentil 50%	0,653	0,774	1,095	2,177	2,471	2,809	2,328	1,747	1,133	0,831	0,609	0,660	21,572
Desviación típica	0,752	1,246	2,153	3,476	2,695	2,744	3,402	2,098	2,030	0,542	0,485	0,391	13,212
Coef. variación	0,936	1,084	1,131	1,084	0,871	0,747	1,014	0,919	1,212	0,572	0,693	0,539	0,562

1980/2005
(hm³)

Serie para asignación y reserva

	Oct	Nov	Dic	Ene	Feb	Mar	Abr	May	Jun	Jul	Ago	Sep	Total
Máximo	5,847	5,170	6,806	9,921	9,532	8,719	21,008	4,577	5,639	2,167	3,581	2,195	43,382
Mínimo	0,169	0,357	0,432	0,510	0,303	0,324	0,608	0,498	0,257	0,188	0,048	0,024	4,310
Media	0,903	1,166	2,131	2,860	3,044	3,504	3,596	1,913	1,386	0,921	0,745	0,667	22,837

Percentil 1%	0,169	0,379	0,467	0,571	0,394	0,418	0,613	0,538	0,310	0,237	0,099	0,067	4,957
Percentil 5%	0,219	0,467	0,605	0,770	0,667	0,721	0,730	0,682	0,481	0,387	0,266	0,200	7,249
Percentil 10%	0,404	0,555	0,716	0,828	0,756	0,884	1,080	0,786	0,537	0,394	0,306	0,268	8,948
Percentil 25%	0,551	0,650	0,860	1,245	1,196	1,694	1,484	1,095	0,814	0,609	0,449	0,407	15,902
Percentil 50%	0,755	0,887	1,213	2,177	2,931	2,734	2,361	1,863	1,120	0,799	0,566	0,577	23,233
Desviación típica	1,043	1,025	1,983	2,427	2,125	2,451	3,997	1,017	1,089	0,527	0,657	0,425	10,330
Coef. variación	1,154	0,879	0,930	0,849	0,698	0,699	1,112	0,531	0,786	0,573	0,882	0,638	0,452



9100. Río Oroncillo en toma del canal de Miranda

(hm ²)	Oct	Nov	Dic	Ene	Feb	Mar	Abr	May	Jun	Jul	Ago	Sep	Total
1940/41	1,485	0,831	1,133	5,125	4,800	3,947	3,006	11,538	3,776	1,759	1,132	1,161	39,693
1941/42	0,665	0,870	0,644	2,395	0,971	1,184	4,240	0,924	0,793	0,737	0,655	0,812	14,889
1942/43	0,555	0,354	0,436	0,725	0,596	0,516	0,392	0,299	0,302	0,279	0,204	0,364	5,022
1943/44	0,213	0,309	0,487	0,333	0,709	0,690	0,449	0,419	0,417	0,374	0,269	0,361	5,029
1944/45	0,586	0,413	0,962	4,165	1,212	1,378	0,666	0,576	0,521	0,454	0,433	0,420	11,786
1945/46	0,325	0,293	0,532	0,522	0,411	0,594	4,069	1,868	0,779	0,669	0,463	0,484	11,010
1946/47	0,301	0,276	1,466	0,774	4,222	6,152	1,225	1,920	0,908	0,666	0,477	0,612	18,998
1947/48	0,459	0,493	1,120	10,758	1,354	1,219	2,447	1,451	0,711	0,613	0,437	0,467	21,531
1948/49	0,336	0,303	0,317	0,342	0,288	1,152	0,463	0,712	0,416	0,335	0,242	2,351	7,258
1949/50	0,441	0,446	0,628	0,570	0,795	0,788	1,068	0,670	0,796	0,554	0,385	0,401	7,541
1950/51	0,376	0,282	1,233	1,712	1,868	6,538	2,309	1,699	2,504	1,158	0,714	0,762	21,155
1951/52	0,628	0,500	0,697	1,397	1,368	8,370	3,929	1,408	1,347	2,845	0,818	0,843	24,148
1952/53	0,930	0,755	1,122	1,472	4,043	1,830	1,891	0,976	1,741	0,958	0,635	0,729	17,080
1953/54	1,146	0,454	0,515	2,963	2,587	2,978	1,173	2,071	1,016	0,826	0,567	0,587	16,883
1954/55	0,347	0,375	0,396	1,505	3,034	1,530	0,886	0,855	0,979	0,663	0,406	0,439	11,415
1955/56	0,806	0,422	3,382	4,989	4,076	9,337	9,368	4,822	1,799	1,443	0,979	1,006	42,429
1956/57	0,705	1,254	0,778	0,756	1,714	0,893	0,601	1,033	1,957	0,694	0,470	0,497	11,352
1957/58	0,319	0,569	0,565	1,743	1,264	3,350	1,294	1,008	1,248	0,821	0,609	0,621	13,410
1958/59	0,559	0,652	1,920	1,154	0,973	3,602	1,240	2,797	1,477	1,200	0,935	1,274	17,783
1959/60	1,713	1,700	11,468	6,794	6,446	7,653	1,971	1,576	1,401	1,165	0,817	0,898	43,603
1960/61	1,849	1,509	11,463	10,290	3,098	2,140	3,957	2,408	1,392	1,173	0,760	0,979	41,019
1961/62	1,397	6,781	2,445	10,225	11,750	12,880	5,881	4,416	2,224	1,803	1,187	1,220	62,209
1962/63	0,800	0,964	1,896	2,722	2,263	7,146	1,820	1,057	1,871	1,003	0,738	1,361	23,641
1963/64	0,534	0,961	0,873	0,683	2,446	4,021	3,093	1,040	0,900	0,767	0,545	0,566	16,431
1964/65	0,807	0,684	1,377	3,664	2,334	5,492	3,254	1,196	1,050	0,867	0,593	0,830	22,147
1965/66	0,824	1,186	2,954	2,833	7,405	3,466	3,791	2,988	5,133	1,520	0,983	1,002	34,086
1966/67	2,465	4,815	2,565	3,550	2,493	3,097	2,002	2,001	1,176	1,104	0,695	0,732	26,695
1967/68	0,778	5,416	4,713	2,695	6,824	7,221	4,388	4,057	1,983	1,373	0,967	0,947	41,362
1968/69	0,542	0,539	0,775	0,629	0,780	2,948	9,003	2,940	1,500	1,025	0,698	1,676	23,054
1969/70	0,597	0,632	3,565	10,956	5,344	3,138	1,398	1,174	2,220	1,027	0,993	0,859	31,903
1970/71	0,609	0,542	0,895	1,725	1,218	4,016	4,951	11,654	3,465	1,923	1,145	1,171	33,312
1971/72	0,670	2,908	1,396	7,840	13,568	8,231	3,682	4,664	4,157	1,778	1,709	1,657	52,261
1972/73	1,204	0,783	1,255	2,594	4,256	1,658	2,009	2,155	1,224	0,870	0,895	0,788	19,692
1973/74	0,478	0,489	0,648	0,874	5,388	10,922	10,247	2,413	2,860	1,270	0,946	0,871	37,406
1974/75	2,019	1,885	0,764	2,261	1,335	4,378	8,266	7,481	2,016	1,389	0,929	1,106	33,828
1975/76	0,675	1,754	1,469	1,402	1,473	1,747	2,601	0,935	0,870	1,187	1,263	0,966	16,341
1976/77	0,860	1,010	1,590	1,920	2,470	1,970	1,780	4,050	17,260	3,110	2,180	1,570	39,770
1977/78	1,400	1,390	2,200	22,900	13,550	5,730	16,200	7,940	3,580	2,530	2,010	1,690	81,120
1978/79	1,620	1,390	1,460	5,460	5,910	3,970	5,080	3,530	2,230	1,680	1,340	1,180	34,850
1979/80	1,110	4,290	4,760	6,720	2,940	10,050	6,450	7,670	5,360	2,990	1,710	1,290	55,340
1980/81	1,350	1,320	4,810	10,250	3,180	2,230	8,980	3,090	1,400	0,890	0,650	0,610	38,760
1981/82	0,730	0,720	0,970	1,370	1,320	1,630	0,820	0,610	0,710	0,500	0,380	0,390	10,150
1982/83	0,520	0,880	6,300	2,850	4,830	4,490	4,910	2,540	1,370	1,140	3,770	2,840	36,440
1983/84	1,030	1,040	1,440	1,750	4,580	8,260	3,770	4,000	3,330	1,880	1,470	1,210	33,760
1984/85	1,110	3,100	1,630	3,190	2,510	2,560	2,560	2,620	2,670	2,460	1,250	1,030	26,690
1985/86	0,920	1,010	1,010	0,980	4,740	3,250	2,660	2,470	1,380	1,160	1,030	1,040	21,650
1986/87	1,110	1,280	1,370	2,070	4,750	4,290	6,390	2,280	1,590	1,410	1,040	0,710	28,290
1987/88	1,000	1,340	1,860	2,050	3,330	3,510	23,110	5,470	3,280	2,610	1,720	1,400	50,680
1988/89	1,340	1,190	1,270	1,230	0,790	0,970	2,010	0,940	0,620	0,610	0,540	0,520	12,030
1989/90	0,220	0,390	0,470	0,550	0,360	0,390	1,130	0,740	0,310	0,240	0,060	0,030	4,890
1990/91	0,190	0,490	0,880	0,890	1,130	1,700	5,070	3,150	1,610	1,060	0,720	0,810	17,700
1991/92	1,050	1,400	1,230	1,070	0,870	1,840	5,900	2,060	6,280	2,850	1,690	1,500	27,740
1992/93	6,580	7,190	6,950	4,090	3,320	8,200	4,120	3,580	2,810	1,780	1,050	1,330	51,000
1993/94	1,470	1,130	2,830	5,230	3,380	2,270	1,620	1,160	0,960	0,510	0,430	0,450	21,440
1994/95	0,520	0,800	0,840	5,810	3,610	7,400	1,960	1,580	1,690	1,130	0,630	0,630	26,600
1995/96	0,720	0,750	1,200	2,840	5,770	5,380	3,100	2,030	1,230	0,730	0,660	0,700	25,110
1996/97	0,880	1,010	7,800	11,420	5,550	4,050	1,910	1,240	1,130	1,530	1,240	1,340	39,100
1997/98	0,930	1,650	7,480	5,640	3,630	3,180	2,100	2,270	1,980	0,840	0,760	0,840	31,300
1998/99	0,980	1,010	1,240	1,910	1,600	2,430	1,350	1,410	0,900	0,810	0,590	0,490	14,720
1999/00	0,730	1,100	2,870	2,430	1,210	1,280	1,920	1,290	1,160	0,850	0,410	0,260	15,510
2000/01	0,420	0,650	0,840	2,530	2,910	7,190	2,780	1,350	1,480	1,050	0,590	0,600	22,390
2001/02	0,670	0,720	0,720	0,850	0,990	0,850	0,700	0,910	0,610	0,520	0,310	0,250	8,100
2002/03	0,480	0,600	1,990	2,290	10,350	3,140	1,910	2,310	0,970	0,980	0,540	0,510	26,070
2003/04	0,690	0,650	0,810	3,370	3,460	9,580	5,120	3,120	1,470	1,100	1,010	0,950	31,330
2004/05	1,000	1,490	2,330	3,060	8,300	7,250	5,330	3,940	1,830	0,930	0,840	0,750	37,050
2005/06	0,890	3,180	2,840	6,420	3,270	8,500	4,950	2,920	1,420	0,780	0,810	0,760	36,740

9100. Río Oroncillo en toma del canal de Miranda

1940/2005
(hm³)

Serie completa

	Oct	Nov	Dic	Ene	Feb	Mar	Abr	May	Jun	Jul	Ago	Sep	Total
Máximo	6,580	7,190	11,468	22,900	13,568	12,880	23,110	11,654	17,260	3,110	3,770	2,840	81,120
Mínimo	0,190	0,276	0,317	0,333	0,288	0,390	0,392	0,299	0,302	0,240	0,060	0,030	4,890
Media	0,934	1,327	2,164	3,610	3,475	4,148	3,768	2,628	1,993	1,196	0,881	0,902	27,026

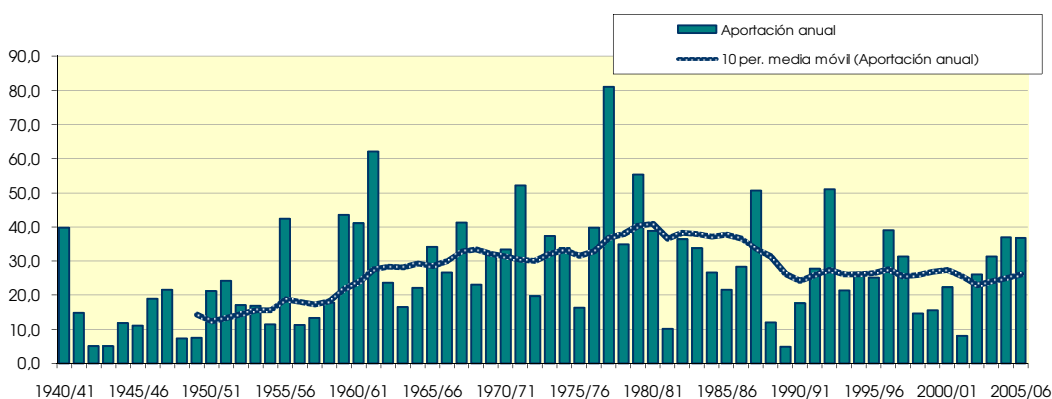
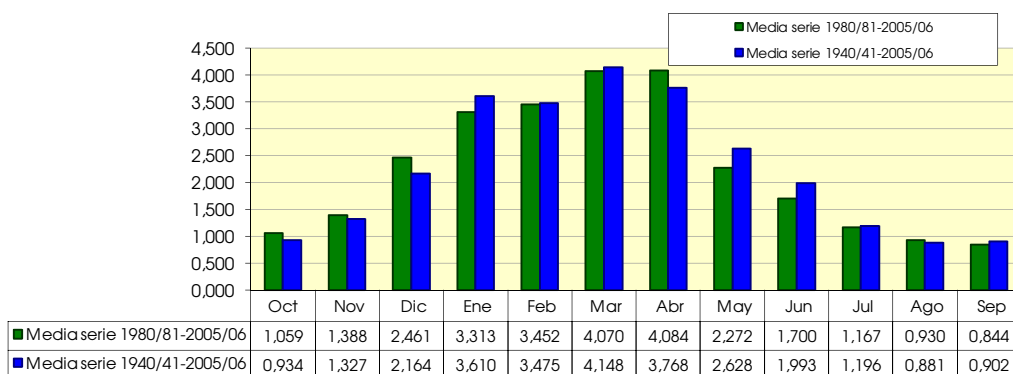
Percentil 1%	0,205	0,280	0,368	0,339	0,335	0,472	0,429	0,377	0,307	0,265	0,153	0,173	4,976
Percentil 5%	0,305	0,305	0,474	0,555	0,624	0,714	0,617	0,625	0,443	0,394	0,279	0,362	7,328
Percentil 10%	0,342	0,383	0,549	0,704	0,793	0,932	0,853	0,798	0,665	0,515	0,395	0,411	10,580
Percentil 25%	0,536	0,539	0,818	1,265	1,278	1,712	1,660	1,083	0,963	0,744	0,541	0,571	16,364
Percentil 50%	0,754	0,875	1,263	2,412	2,925	3,300	2,630	2,045	1,410	1,039	0,749	0,821	24,629
Desviación típica	0,839	1,435	2,375	3,796	2,958	3,003	3,719	2,315	2,264	0,681	0,567	0,485	14,973
Coef. variación	0,899	1,082	1,098	1,051	0,851	0,724	0,987	0,881	1,136	0,569	0,644	0,538	0,554

1980/2005
(hm³)

Serie para asignación y reserva

	Oct	Nov	Dic	Ene	Feb	Mar	Abr	May	Jun	Jul	Ago	Sep	Total
Máximo	6,580	7,190	7,800	11,420	10,350	9,580	23,110	5,470	6,280	2,850	3,770	2,840	51,000
Mínimo	0,190	0,390	0,470	0,550	0,360	0,390	0,700	0,610	0,310	0,240	0,060	0,030	4,890
Media	1,059	1,388	2,461	3,313	3,452	4,070	4,084	2,272	1,700	1,167	0,930	0,844	26,740

Percentil 1%	0,198	0,415	0,533	0,625	0,468	0,505	0,730	0,643	0,385	0,305	0,123	0,085	5,693
Percentil 5%	0,270	0,518	0,743	0,860	0,810	0,880	0,898	0,783	0,613	0,503	0,328	0,253	8,613
Percentil 10%	0,450	0,625	0,825	0,935	0,930	1,125	1,240	0,925	0,665	0,515	0,395	0,325	11,090
Percentil 25%	0,675	0,728	0,980	1,465	1,390	1,938	1,913	1,305	1,010	0,788	0,553	0,513	18,635
Percentil 50%	0,905	1,025	1,405	2,480	3,325	3,215	2,720	2,275	1,410	1,015	0,740	0,730	26,645
Desviación típica	1,172	1,357	2,244	2,743	2,337	2,754	4,373	1,178	1,212	0,663	0,711	0,555	11,998
Coef. variación	1,107	0,978	0,912	0,828	0,677	0,677	1,071	0,518	0,713	0,568	0,764	0,657	0,449



9103. Embalse de Angosto

(hm ²)	Oct	Nov	Dic	Ene	Feb	Mar	Abr	May	Jun	Jul	Ago	Sep	Total
1940/41	3,742	2,278	5,787	8,015	7,295	4,933	2,868	6,377	2,252	0,866	0,377	0,452	45,243
1941/42	0,401	1,347	1,449	7,093	4,553	2,924	4,818	1,167	0,347	0,393	0,993	1,225	26,710
1942/43	0,750	0,337	1,194	2,945	2,902	1,758	1,015	0,670	0,204	0,100	0,093	0,646	12,613
1943/44	0,323	2,353	4,067	1,425	5,791	3,586	1,463	0,693	0,285	0,173	0,146	0,323	20,627
1944/45	4,810	2,843	6,794	12,987	3,248	2,643	0,793	0,542	0,184	0,112	0,510	0,344	35,810
1945/46	0,542	0,525	2,203	1,352	0,845	1,534	3,399	2,675	0,703	0,246	0,143	0,140	14,308
1946/47	0,166	0,723	9,147	4,167	5,461	4,412	1,032	1,336	0,418	0,180	0,140	1,332	28,515
1947/48	0,893	1,137	3,976	8,145	2,528	1,628	1,999	1,432	0,326	0,135	0,120	0,156	22,474
1948/49	0,304	0,305	0,289	1,051	0,582	4,952	1,843	0,848	0,321	0,159	0,097	3,191	13,942
1949/50	0,729	1,337	2,912	2,445	3,232	2,942	3,292	2,045	0,447	0,179	0,196	0,128	19,884
1950/51	0,582	0,393	9,270	7,398	5,039	6,023	2,041	3,325	1,283	0,535	0,231	0,274	36,394
1951/52	1,544	1,313	2,637	6,536	4,735	6,744	4,002	1,361	0,343	0,605	0,289	0,209	30,318
1952/53	0,883	1,633	4,997	6,377	5,094	2,743	1,994	0,871	1,170	0,609	0,199	0,574	27,144
1953/54	3,117	1,128	2,287	8,844	8,404	7,395	3,429	2,474	0,821	0,339	0,349	0,302	38,889
1954/55	0,158	0,450	0,492	2,588	2,862	2,746	0,614	0,251	0,263	0,194	0,109	0,188	10,915
1955/56	1,005	0,562	1,719	3,576	1,008	4,875	4,997	3,255	0,942	0,407	0,274	0,266	22,886
1956/57	1,485	6,743	2,287	1,957	1,273	1,507	1,081	1,362	1,476	0,585	0,183	0,197	20,137
1957/58	0,163	2,370	3,369	4,475	2,854	5,431	2,943	1,038	0,561	0,326	0,178	0,182	23,890
1958/59	0,274	2,137	5,576	4,365	1,177	3,884	1,712	1,380	0,651	0,376	0,264	0,812	22,608
1959/60	3,097	4,343	13,520	10,013	4,504	4,990	1,381	0,524	0,182	0,127	0,126	0,218	43,026
1960/61	1,403	1,939	10,895	11,591	2,835	1,094	1,691	1,069	0,367	0,202	0,145	0,336	33,566
1961/62	2,057	9,864	3,800	6,027	7,918	6,534	3,225	2,513	0,692	0,267	0,149	0,176	43,222
1962/63	1,012	2,537	4,142	3,701	3,127	6,618	1,776	0,564	0,261	0,198	0,350	3,605	27,890
1963/64	0,823	1,548	2,116	1,011	2,096	4,000	2,763	0,927	0,201	0,124	0,103	0,148	15,860
1964/65	0,910	1,538	5,007	7,254	3,430	5,437	3,923	1,274	0,299	0,140	0,125	1,098	30,435
1965/66	1,451	3,779	7,419	3,694	5,840	4,302	1,690	1,377	1,355	0,768	0,237	0,199	32,111
1966/67	4,313	10,560	6,348	5,230	1,836	2,344	1,586	1,747	0,527	0,271	0,184	0,311	35,257
1967/68	0,720	6,598	12,305	7,072	5,231	5,463	2,530	1,948	0,735	0,498	0,287	0,276	43,662
1968/69	0,141	0,489	4,471	3,045	4,436	7,320	6,102	3,109	0,886	0,348	0,165	2,823	33,336
1969/70	0,772	1,222	12,423	8,650	4,789	3,682	1,331	0,664	0,462	0,290	0,502	0,377	35,166
1970/71	0,784	1,079	2,631	2,530	1,914	5,071	2,820	3,739	1,274	0,657	0,282	0,214	22,993
1971/72	0,163	4,415	4,006	6,639	5,913	4,225	2,470	2,537	1,422	0,630	0,379	0,805	33,606
1972/73	0,711	0,576	1,048	2,623	4,967	2,836	1,455	0,929	0,398	0,184	0,223	0,491	16,441
1973/74	0,321	0,387	1,718	2,067	4,578	6,699	2,282	0,969	0,252	0,128	0,167	0,147	19,716
1974/75	2,682	2,360	1,137	2,447	1,188	4,060	4,418	3,097	0,892	0,304	0,161	0,412	23,158
1975/76	0,637	5,053	3,711	3,743	1,985	3,787	5,868	1,380	0,382	0,232	0,270	0,361	27,409
1976/77	0,309	0,559	1,394	1,525	1,111	1,399	1,686	4,614	2,930	2,293	0,738	0,345	18,902
1977/78	0,531	0,575	1,551	5,530	3,164	3,244	5,406	3,424	1,194	0,471	0,164	0,161	25,416
1978/79	1,036	1,605	1,131	8,550	7,368	6,656	4,237	1,609	0,436	0,257	0,134	0,638	33,657
1979/80	3,017	4,460	4,221	2,798	1,152	4,041	2,298	2,821	1,143	0,457	0,199	0,172	26,780
1980/81	1,466	0,722	8,063	8,713	1,354	1,181	3,531	1,123	0,291	0,164	0,074	0,079	26,761
1981/82	0,173	0,121	1,412	1,979	2,619	2,534	0,633	0,328	0,255	0,097	0,089	0,183	10,421
1982/83	1,014	3,273	11,913	1,608	4,700	3,912	3,933	1,206	0,316	0,240	4,665	0,782	37,562
1983/84	0,185	0,130	1,633	4,484	3,589	5,638	1,399	4,962	2,047	0,255	0,147	0,214	24,684
1984/85	1,088	3,919	2,376	5,719	1,672	1,675	0,152	1,247	0,261	0,823	0,162	0,080	19,175
1985/86	0,057	1,791	0,767	4,805	7,285	2,954	4,064	1,730	0,334	0,081	0,033	0,360	24,260
1986/87	0,211	0,284	1,990	4,957	6,255	3,025	2,746	0,443	0,247	0,280	0,048	0,146	20,633
1987/88	0,354	4,048	2,741	3,733	3,793	6,882	10,252	2,832	2,315	2,403	0,888	0,371	40,613
1988/89	0,158	0,163	1,043	1,168	1,080	1,642	4,891	1,481	0,374	0,064	0,021	0,054	12,140
1989/90	0,065	0,695	0,648	1,808	0,551	0,517	5,963	1,540	0,389	0,065	0,014	0,031	12,286
1990/91	0,160	1,031	4,546	3,315	2,752	5,467	6,432	9,597	1,272	0,262	0,072	0,153	35,059
1991/92	0,548	4,672	1,045	1,285	0,703	3,469	3,877	1,507	1,650	0,568	0,167	0,025	19,517
1992/93	6,472	4,313	5,852	0,963	0,331	5,433	2,017	1,922	0,724	0,120	0,209	0,031	28,386
1993/94	3,123	1,608	7,585	7,123	2,078	1,199	2,378	0,537	0,332	0,391	0,345	1,604	28,303
1994/95	2,368	2,316	2,475	12,195	6,593	7,286	0,818	0,680	0,394	0,492	0,160	1,363	37,140
1995/96	2,036	2,852	3,028	5,704	8,388	8,207	4,158	1,887	1,750	1,171	1,679	1,485	42,345
1996/97	2,112	6,096	11,186	6,568	1,461	0,191	0,099	0,086	0,207	0,549	0,242	0,628	29,425
1997/98	0,713	1,211	5,208	2,708	1,834	2,800	3,264	2,824	0,420	0,313	0,083	0,769	22,147
1998/99	2,131	1,341	3,937	6,596	7,277	4,445	0,834	0,572	0,067	0,115	0,107	0,292	27,713
1999/00	0,314	3,509	6,028	2,510	1,040	0,543	4,176	0,659	0,275	0,306	0,102	0,121	19,583
2000/01	0,748	4,402	3,348	7,571	5,210	6,218	1,754	0,378	0,077	0,281	0,026	0,151	30,164
2001/02	0,214	2,969	0,085	1,031	1,582	0,526	1,268	1,376	0,032	0,030	0,101	0,145	9,358
2002/03	0,143	0,428	6,232	4,538	9,324	1,301	0,223	1,270	0,176	0,076	0,054	0,085	23,848
2003/04	0,184	1,979	3,025	6,273	5,229	6,374	3,692	0,931	0,066	0,071	0,066	0,136	28,026
2004/05	0,010	3,550	4,851	6,836	8,041	6,268	3,313	1,583	0,247	0,013	0,005	0,023	34,740
2005/06	0,091	1,813	3,659	3,524	2,440	5,260	0,526	0,194	0,256	0,013	0,005	0,004	17,785

9103. Embalse de Angosto

1940/2005
(hm³)

Serie completa

	Oct	Nov	Dic	Ene	Feb	Mar	Abr	May	Jun	Jul	Ago	Sep	Total
Máximo	6,472	10,560	13,520	12,987	9,324	8,207	10,252	9,597	2,930	2,403	4,665	3,605	45,243
Mínimo	0,010	0,121	0,085	0,963	0,331	0,191	0,099	0,086	0,032	0,013	0,005	0,004	9,358
Media	1,135	2,343	4,244	4,836	3,719	3,961	2,768	1,770	0,668	0,373	0,296	0,509	26,621

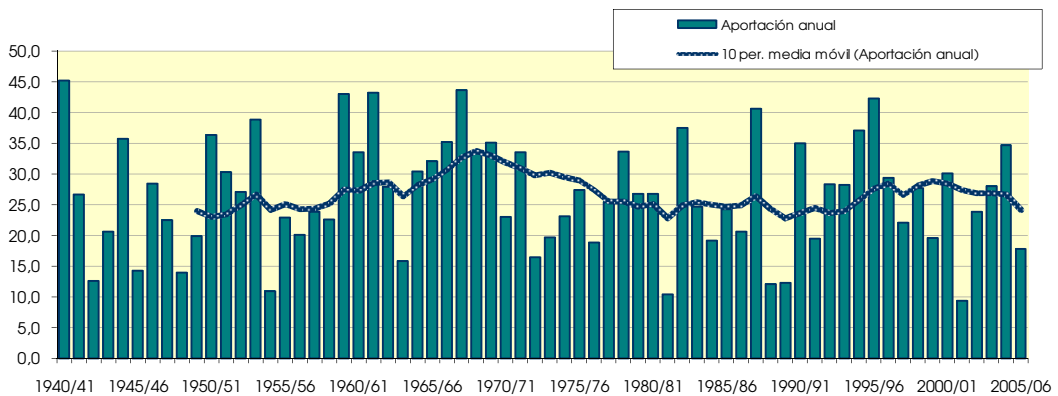
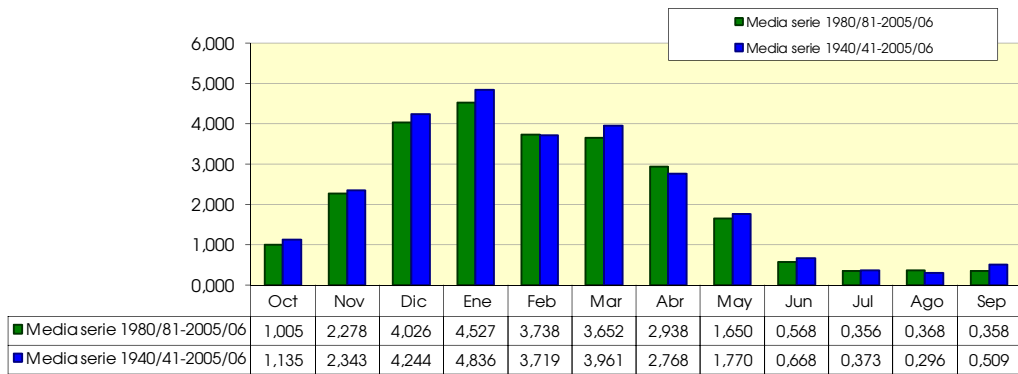
Percentil 1%	0,040	0,127	0,218	0,995	0,474	0,403	0,133	0,156	0,054	0,013	0,005	0,016	10,049
Percentil 5%	0,104	0,289	0,678	1,080	0,739	0,681	0,548	0,341	0,102	0,064	0,023	0,031	12,177
Percentil 10%	0,158	0,390	1,046	1,388	1,060	1,250	0,806	0,531	0,192	0,079	0,051	0,079	14,125
Percentil 25%	0,229	0,702	1,719	2,515	1,713	2,561	1,457	0,854	0,262	0,136	0,102	0,149	19,947
Percentil 50%	0,724	1,620	3,514	4,420	3,198	3,956	2,424	1,369	0,391	0,264	0,163	0,270	26,770
Desviación típica	1,286	2,174	3,297	2,922	2,360	2,057	1,835	1,555	0,614	0,420	0,604	0,702	9,051
Coef. variación	1,133	0,928	0,777	0,604	0,634	0,519	0,663	0,879	0,920	1,126	2,039	1,381	0,340

1980/2005
(hm³)

Serie para asignación y reserva

	Oct	Nov	Dic	Ene	Feb	Mar	Abr	May	Jun	Jul	Ago	Sep	Total
Máximo	6,472	6,096	11,913	12,195	9,324	8,207	10,252	9,597	2,315	2,403	4,665	1,604	42,345
Mínimo	0,010	0,121	0,085	0,963	0,331	0,191	0,099	0,086	0,032	0,013	0,005	0,004	9,358
Media	1,005	2,278	4,026	4,527	3,738	3,652	2,938	1,650	0,568	0,356	0,368	0,358	25,464

Percentil 1%	0,022	0,123	0,226	0,980	0,386	0,273	0,112	0,113	0,040	0,013	0,005	0,009	9,624
Percentil 5%	0,059	0,138	0,678	1,065	0,589	0,519	0,169	0,227	0,066	0,018	0,007	0,023	10,851
Percentil 10%	0,078	0,224	0,905	1,227	0,872	0,535	0,374	0,353	0,072	0,047	0,018	0,028	12,213
Percentil 25%	0,163	0,799	1,723	2,112	1,491	1,387	0,942	0,593	0,247	0,077	0,050	0,079	19,533
Percentil 50%	0,334	1,896	3,188	4,511	2,685	3,247	3,005	1,259	0,303	0,248	0,095	0,149	25,722
Desviación típica	1,419	1,677	3,088	2,770	2,769	2,438	2,341	1,920	0,651	0,498	0,943	0,468	9,137
Coef. variación	1,412	0,736	0,767	0,612	0,741	0,668	0,797	1,164	1,146	1,399	2,565	1,306	0,359



9104. Río Omeçillo aguas abajo de arroyo Barrio

(hm ²)	Oct	Nov	Dic	Ene	Feb	Mar	Abr	May	Jun	Jul	Ago	Sep	Total
1940/41	9,379	6,538	13,492	20,062	19,773	13,723	7,860	15,876	6,339	3,534	1,766	1,833	120,176
1941/42	1,419	3,565	3,976	15,796	10,850	7,866	11,906	3,968	1,430	1,556	3,546	4,045	69,922
1942/43	2,733	1,476	3,509	7,959	7,672	5,395	3,114	1,954	0,751	0,465	0,362	1,757	37,147
1943/44	1,250	5,323	9,511	4,321	14,603	9,552	4,422	2,467	1,150	0,846	0,642	1,148	55,236
1944/45	10,823	6,822	14,994	32,471	9,129	7,470	2,753	1,803	0,763	0,505	1,524	1,414	90,471
1945/46	1,739	1,768	5,695	3,802	2,217	3,770	7,924	6,813	2,306	1,166	0,667	0,646	38,513
1946/47	0,692	2,064	20,166	10,025	13,756	11,628	3,549	3,521	1,428	0,785	0,519	3,214	71,346
1947/48	2,667	2,980	8,527	19,290	6,824	4,753	4,806	3,811	1,219	0,629	0,500	0,643	56,649
1948/49	1,005	1,059	1,137	2,691	1,657	11,168	4,679	2,425	1,050	0,682	0,400	8,797	36,749
1949/50	3,397	4,308	8,193	6,982	9,086	8,132	8,154	5,924	1,899	1,012	0,961	0,864	58,912
1950/51	1,856	1,652	18,751	17,271	13,168	16,854	6,620	8,786	3,888	2,185	1,066	1,170	93,267
1951/52	4,632	4,544	8,204	16,213	12,004	19,626	10,925	4,849	1,700	2,364	1,588	1,265	87,914
1952/53	3,418	5,250	13,523	15,248	13,910	8,729	5,948	3,032	3,007	1,983	0,850	1,994	76,894
1953/54	7,696	3,631	6,271	22,948	23,675	21,322	9,600	6,301	2,520	1,449	1,261	1,258	107,932
1954/55	0,752	1,725	1,871	7,801	8,719	8,645	2,901	1,427	1,180	1,122	0,683	0,850	37,676
1955/56	2,881	2,237	6,148	10,376	3,702	14,884	13,232	9,582	3,533	2,047	1,299	1,346	71,267
1956/57	3,616	16,666	7,544	6,145	4,765	5,503	3,864	4,137	4,429	2,531	1,015	0,981	61,195
1957/58	0,801	7,286	10,195	13,339	9,261	16,780	9,898	4,205	2,519	1,893	1,152	1,112	78,441
1958/59	1,439	6,101	15,998	13,003	4,690	11,080	5,730	5,445	2,659	2,021	1,970	3,835	73,973
1959/60	10,341	14,683	35,442	27,270	14,584	15,445	5,228	2,357	0,975	0,698	0,684	1,198	128,905
1960/61	5,312	6,900	29,252	30,544	9,339	4,562	4,853	3,770	1,624	1,056	0,659	1,318	99,189
1961/62	6,182	27,134	13,330	19,052	24,921	21,307	10,825	8,593	3,087	1,678	0,817	0,807	137,731
1962/63	2,392	6,675	9,162	11,255	9,792	18,796	6,091	2,453	1,392	1,162	1,398	8,377	78,946
1963/64	3,205	5,618	6,994	4,424	8,337	12,583	8,396	3,623	1,190	0,726	0,580	0,760	56,434
1964/65	3,323	4,994	13,375	19,732	10,892	15,981	10,396	4,256	1,421	0,813	0,664	2,944	88,793
1965/66	4,862	10,947	20,054	12,552	19,529	14,478	6,861	5,429	4,996	3,201	1,322	1,001	105,233
1966/67	12,081	27,728	17,889	14,904	6,788	7,908	5,133	6,141	2,332	1,760	1,272	1,492	105,426
1967/68	2,852	20,154	30,774	19,123	16,078	17,050	8,785	7,342	3,426	2,333	1,720	1,617	131,254
1968/69	0,774	1,800	9,975	8,239	11,688	19,813	16,723	10,133	3,858	2,100	1,023	7,584	93,710
1969/70	3,382	4,865	30,109	26,628	16,779	12,584	4,866	2,968	2,525	1,722	2,847	2,528	111,805
1970/71	2,078	2,435	5,610	6,400	4,319	10,669	6,743	9,208	3,736	2,344	1,178	0,959	55,677
1971/72	0,555	10,115	9,043	14,786	15,924	12,101	6,011	5,788	3,476	2,038	1,378	2,547	83,764
1972/73	2,362	1,694	2,598	5,514	10,507	6,623	3,413	2,550	1,220	0,759	1,037	1,648	39,926
1973/74	1,191	1,232	3,510	4,480	9,134	16,162	6,682	3,185	1,129	0,695	0,564	0,580	48,543
1974/75	5,658	5,513	3,274	6,588	3,410	9,548	9,410	7,540	2,663	1,330	0,708	1,538	57,181
1975/76	1,879	11,703	9,984	8,982	5,224	8,592	11,798	3,924	1,351	1,053	1,330	1,619	67,439
1976/77	1,203	2,257	5,946	5,442	3,876	4,954	4,129	11,735	7,601	6,507	2,823	1,671	58,144
1977/78	2,622	1,877	6,242	20,123	10,815	10,860	14,666	9,245	4,090	2,251	0,948	0,812	84,551
1978/79	2,136	4,191	4,488	21,247	19,032	20,009	11,517	5,196	1,790	1,153	0,635	1,735	93,128
1979/80	7,932	12,328	12,492	9,513	4,057	12,681	7,154	8,191	3,990	2,539	1,270	0,976	83,124
1980/81	3,751	2,445	14,732	17,699	3,943	3,075	10,391	4,469	1,474	0,899	0,383	0,396	63,656
1981/82	0,571	0,431	3,865	4,867	6,478	6,392	2,113	1,067	0,945	0,452	0,417	0,556	28,153
1982/83	2,091	7,087	25,283	4,384	12,376	8,638	11,550	3,824	1,290	0,792	13,323	3,024	93,662
1983/84	1,015	0,579	4,418	9,931	10,696	16,061	5,025	11,330	5,370	1,047	0,730	0,543	66,746
1984/85	3,064	11,754	6,346	12,920	3,927	3,235	0,381	3,011	0,829	2,470	0,768	0,393	49,096
1985/86	0,238	4,458	2,498	9,204	15,459	6,945	8,809	4,665	1,300	0,368	0,125	1,212	55,281
1986/87	1,008	1,059	4,421	11,109	12,767	6,973	7,381	1,781	0,701	1,058	0,254	0,627	49,139
1987/88	0,951	8,108	7,318	10,122	9,606	17,360	24,095	8,368	6,206	6,175	2,621	1,117	102,047
1988/89	0,656	0,661	1,698	1,950	1,746	3,348	10,664	3,620	1,346	0,270	0,083	0,194	26,236
1989/90	0,258	1,566	1,998	4,150	1,603	1,055	11,404	3,769	1,285	0,296	0,061	0,113	27,560
1990/91	0,419	2,388	9,143	6,811	5,557	11,363	15,054	19,450	3,476	1,079	0,333	0,500	75,573
1991/92	1,607	10,080	3,382	2,758	1,640	6,928	7,959	3,827	4,046	1,959	0,578	0,086	44,849
1992/93	13,374	9,622	10,563	2,125	0,656	12,471	4,444	4,592	2,240	0,475	0,595	0,072	61,231
1993/94	6,918	3,556	13,800	16,283	5,066	3,254	4,418	1,243	0,973	1,449	1,531	5,601	64,090
1994/95	6,479	7,224	5,433	28,199	17,375	18,432	2,369	2,001	1,660	1,635	0,622	4,853	96,281
1995/96	6,755	6,898	7,638	14,433	20,459	22,110	11,752	6,212	5,168	4,166	4,822	4,104	114,520
1996/97	5,176	12,641	27,128	16,499	4,311	0,583	0,314	0,209	0,676	1,415	0,882	2,658	72,491
1997/98	2,304	2,135	10,734	5,874	3,953	6,309	7,250	6,925	1,457	1,623	0,378	1,942	50,884
1998/99	4,761	3,010	8,856	13,912	16,487	10,841	2,252	1,549	0,232	0,519	0,540	1,114	64,073
1999/00	1,173	8,752	14,614	6,178	2,119	1,065	10,370	1,846	1,062	1,254	0,412	0,488	49,334
2000/01	1,968	13,250	9,285	19,389	13,723	17,767	4,674	1,245	0,343	0,933	0,101	0,524	83,202
2001/02	0,912	8,123	0,351	3,535	4,029	1,938	3,375	4,460	0,148	0,212	0,752	1,120	28,956
2002/03	0,674	1,581	14,973	11,235	27,255	4,596	0,849	3,740	0,733	0,507	0,384	0,489	67,015
2003/04	0,672	7,274	8,516	17,771	14,023	20,149	11,214	4,208	0,457	0,456	0,517	0,487	85,744
2004/05	0,044	10,387	15,335	17,659	24,959	19,749	8,930	4,279	1,142	0,091	0,033	0,098	102,706
2005/06	0,407	5,968	11,861	10,962	6,996	15,136	1,695	0,797	0,856	0,075	0,033	0,024	54,810

9104. Río Omeçillo aguas abajo de arroyo Barrio

1940/2005
(hm³)

Serie completa

	Oct	Nov	Dic	Ene	Feb	Mar	Abr	May	Jun	Jul	Ago	Sep	Total
Máximo	13,374	27,728	35,442	32,471	27,255	22,110	24,095	19,450	7,601	6,507	13,323	8,797	137,731
Mínimo	0,044	0,431	0,351	1,950	0,656	0,583	0,314	0,209	0,148	0,075	0,033	0,024	26,236
Media	3,208	6,377	10,628	12,462	10,177	10,990	7,368	5,037	2,228	1,490	1,180	1,731	72,877

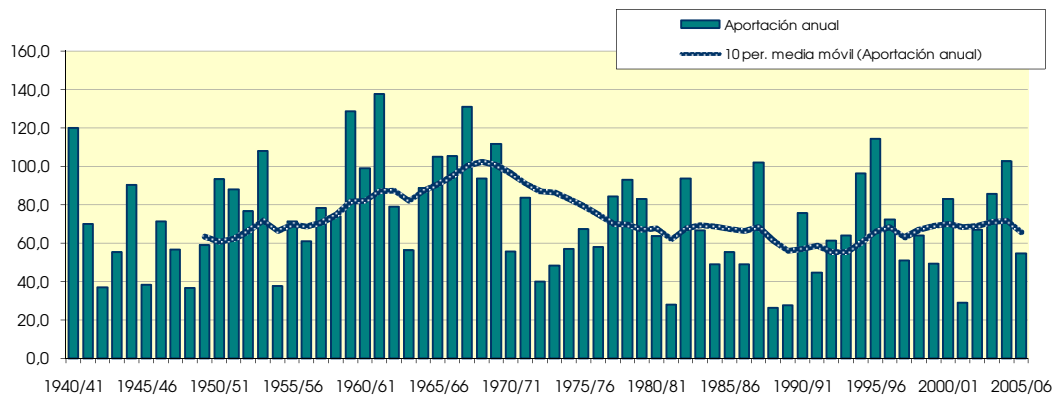
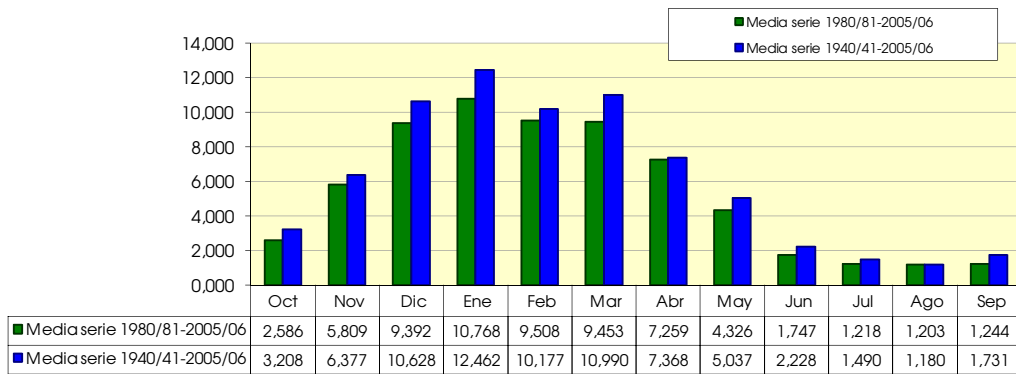
Percentil 1%	0,170	0,527	0,862	2,064	1,272	0,890	0,358	0,591	0,202	0,085	0,033	0,056	27,096
Percentil 5%	0,410	1,059	1,903	2,952	1,679	2,222	1,800	1,243	0,512	0,277	0,087	0,102	30,904
Percentil 10%	0,614	1,521	2,936	4,236	2,814	3,301	2,561	1,665	0,742	0,454	0,294	0,394	38,094
Percentil 25%	1,005	2,161	5,477	6,234	4,412	6,449	4,428	2,654	1,132	0,705	0,517	0,631	55,247
Percentil 50%	2,220	5,122	8,949	11,172	9,300	10,850	6,802	4,171	1,465	1,157	0,741	1,159	70,595
Desviación típica	3,049	5,674	7,770	7,384	6,466	5,918	4,282	3,500	1,632	1,207	1,735	1,845	26,779
Coef. variación	0,950	0,890	0,731	0,593	0,635	0,538	0,581	0,695	0,732	0,810	1,470	1,066	0,367

1980/2005
(hm³)

Serie para asignación y reserva

	Oct	Nov	Dic	Ene	Feb	Mar	Abr	May	Jun	Jul	Ago	Sep	Total
Máximo	13,374	13,250	27,128	28,199	27,255	22,110	24,095	19,450	6,206	6,175	13,323	5,601	114,520
Mínimo	0,044	0,431	0,351	1,950	0,656	0,583	0,314	0,209	0,148	0,075	0,033	0,024	26,236
Media	2,586	5,809	9,392	10,768	9,508	9,453	7,259	4,326	1,747	1,218	1,203	1,244	64,513

Percentil 1%	0,092	0,468	0,688	1,994	0,893	0,701	0,331	0,356	0,169	0,079	0,033	0,036	26,567
Percentil 5%	0,243	0,599	1,773	2,283	1,612	1,058	0,498	0,864	0,260	0,121	0,040	0,076	27,708
Percentil 10%	0,333	0,860	2,248	3,147	1,693	1,501	1,272	1,155	0,400	0,241	0,072	0,092	28,554
Percentil 25%	0,660	2,199	4,419	5,118	3,945	3,278	2,621	1,797	0,757	0,453	0,274	0,394	49,187
Percentil 50%	1,094	6,433	8,686	10,542	6,737	6,959	7,315	3,797	1,214	0,916	0,467	0,534	63,865
Desviación típica	3,077	4,049	6,666	6,533	7,474	6,861	5,434	3,964	1,669	1,342	2,664	1,541	24,584
Coef. variación	1,190	0,697	0,710	0,607	0,786	0,726	0,749	0,916	0,956	1,102	2,214	1,239	0,381



9105. Embalse de Bergueda

(hm ²)	Oct	Nov	Dic	Ene	Feb	Mar	Abr	May	Jun	Jul	Ago	Sep	Total
1940/41	9.555	6.710	13.755	20.502	20.217	14.134	8.136	16.311	6.571	3.753	1.926	2.006	123.577
1941/42	1.525	3.655	4.071	15.984	11.036	8.062	12.176	4.113	1.511	1.637	3.626	4.150	71.544
1942/43	2.809	1.533	3.575	8.061	7.791	5.530	3.190	2.006	0.780	0.494	0.387	1.799	37.954
1943/44	1.285	5.374	9.605	4.406	14.776	9.733	4.532	2.554	1.205	0.900	0.683	1.199	56.251
1944/45	10.894	6.901	15.154	33.133	9.357	7.684	2.866	1.874	0.805	0.544	1.560	1.461	92.233
1945/46	1.773	1.798	5.758	3.870	2.264	3.829	8.029	6.939	2.387	1.240	0.722	0.707	39.315
1946/47	0.730	2.094	20.300	10.153	13.941	11.874	3.678	3.610	1.484	0.836	0.558	3.269	72.528
1947/48	2.711	3.019	8.601	19.631	6.976	4.897	4.904	3.897	1.270	0.676	0.536	0.685	57.801
1948/49	1.034	1.084	1.162	2.720	1.683	11.260	4.753	2.479	1.082	0.713	0.424	9.012	37.405
1949/50	3.521	4.411	8.336	7.129	9.248	8.326	8.330	6.065	1.984	1.090	1.019	0.927	60.386
1950/51	1.902	1.692	18.877	17.452	13.358	17.248	6.813	8.992	4.013	2.306	1.152	1.263	95.067
1951/52	4.701	4.609	8.296	16.368	12.173	19.997	11.199	5.009	1.786	2.454	1.661	1.344	89.598
1952/53	3.497	5.360	13.726	15.568	14.389	9.045	6.134	3.156	3.093	2.074	0.916	2.073	79.031
1953/54	7.812	3.740	6.384	23.588	24.119	21.787	9.860	6.500	2.641	1.563	1.345	1.349	110.687
1954/55	0.808	1.775	1.929	7.916	8.897	8.870	3.023	1.503	1.229	1.182	0.735	0.908	38.776
1955/56	2.965	2.331	6.312	10.650	3.956	15.295	13.648	9.911	3.705	2.208	1.418	1.486	73.884
1956/57	3.722	16.874	7.766	6.343	4.930	5.679	3.976	4.245	4.550	2.665	1.110	1.083	62.941
1957/58	0.863	7.369	10.309	13.513	9.446	17.139	10.200	4.387	2.646	2.029	1.249	1.222	80.371
1958/59	1.513	6.193	16.263	13.294	4.886	11.372	5.920	5.636	2.778	2.139	2.061	3.994	76.049
1959/60	10.618	15.144	36.608	28.184	15.141	16.063	5.546	2.544	1.075	0.789	0.751	1.280	133.744
1960/61	5.467	7.080	30.265	31.308	9.697	4.854	5.037	3.907	1.704	1.130	0.715	1.401	102.564
1961/62	6.301	27.893	13.724	19.581	25.659	22.091	11.256	8.928	3.245	1.822	0.920	0.919	142.339
1962/63	2.465	6.754	9.320	11.466	9.994	19.224	6.293	2.574	1.469	1.243	1.461	8.491	80.755
1963/64	3.282	5.703	7.109	4.526	8.472	12.807	8.583	3.752	1.257	0.788	0.626	0.813	57.718
1964/65	3.391	5.078	13.549	20.064	11.155	16.448	10.683	4.433	1.513	0.895	0.723	3.026	90.956
1965/66	4.975	11.162	20.509	12.962	20.133	14.944	7.148	5.659	5.199	3.369	1.443	1.132	108.634
1966/67	12.254	28.331	18.350	15.317	7.068	8.194	5.294	6.306	2.425	1.852	1.340	1.572	108.303
1967/68	2.927	20.486	31.403	19.533	16.540	17.576	9.118	7.604	3.578	2.477	1.827	1.736	134.803
1968/69	0.849	1.859	10.080	8.347	11.780	20.072	17.038	10.356	3.989	2.223	1.110	7.739	95.441
1969/70	3.487	4.944	30.566	27.253	17.205	12.994	5.061	3.100	2.650	1.819	2.924	2.617	114.621
1970/71	2.133	2.478	5.673	6.497	4.416	10.927	7.018	9.603	3.937	2.536	1.324	1.113	57.656
1971/72	0.645	10.394	9.286	15.303	16.648	12.648	6.321	6.089	3.661	2.201	1.498	2.714	87.407
1972/73	2.490	1.790	2.709	5.697	10.863	6.904	3.582	2.693	1.312	0.852	1.121	1.746	41.759
1973/74	1.252	1.272	3.555	4.531	9.288	16.528	6.954	3.338	1.215	0.774	0.622	0.645	49.973
1974/75	5.792	5.687	3.441	6.772	3.558	9.884	9.726	7.829	2.825	1.476	0.813	1.656	59.459
1975/76	1.959	11.944	10.224	9.272	5.452	8.863	12.120	4.086	1.436	1.133	1.405	1.720	69.614
1976/77	1.280	2.338	6.107	5.633	4.013	5.130	4.257	12.112	7.892	6.788	3.015	1.871	60.435
1977/78	2.746	1.959	6.346	21.150	11.124	11.290	15.282	9.543	4.279	2.439	1.080	0.950	88.189
1978/79	2.225	4.277	4.596	21.796	19.768	20.823	12.007	5.458	1.935	1.284	0.729	1.852	96.749
1979/80	8.130	12.595	12.887	9.884	4.289	13.149	7.424	8.501	4.164	2.716	1.399	1.113	86.250
1980/81	3.868	2.518	15.226	18.150	4.068	3.163	10.719	4.682	1.590	1.003	0.436	0.439	65.862
1981/82	0.610	0.465	3.960	4.976	6.640	6.625	2.248	1.147	1.000	0.485	0.454	0.575	29.186
1982/83	2.119	7.196	25.757	4.549	12.704	8.975	12.005	4.025	1.406	0.861	13.735	3.152	96.485
1983/84	1.101	0.641	4.522	10.127	10.933	16.549	5.253	11.741	5.594	1.133	0.826	0.591	69.011
1984/85	3.164	12.025	6.501	13.707	4.107	3.317	0.397	3.112	0.873	2.580	0.821	0.435	51.038
1985/86	0.271	4.526	2.556	9.397	15.859	7.218	9.122	4.928	1.441	0.428	0.145	1.259	57.150
1986/87	1.060	1.136	4.515	11.316	13.083	7.210	7.747	1.944	0.767	1.127	0.274	0.688	50.866
1987/88	0.971	8.225	7.539	10.437	9.926	18.018	25.025	8.681	6.492	6.497	2.821	1.231	105.864
1988/89	0.747	0.774	1.791	2.008	1.766	3.413	10.854	3.701	1.407	0.292	0.091	0.208	27.051
1989/90	0.278	1.586	2.032	4.214	1.649	1.089	11.613	3.866	1.347	0.321	0.068	0.124	28.190
1990/91	0.432	2.422	9.284	6.932	5.689	11.694	15.611	20.102	3.652	1.193	0.386	0.537	77.934
1991/92	1.683	10.372	3.547	2.895	1.751	7.110	8.198	3.990	4.248	2.106	0.635	0.094	46.631
1992/93	13.686	9.972	10.938	2.241	0.680	12.861	4.624	4.806	2.359	0.511	0.637	0.076	63.390
1993/94	7.108	3.683	14.058	16.670	5.230	3.410	4.565	1.288	1.020	1.548	1.666	6.002	66.248
1994/95	6.623	7.406	5.603	28.981	17.891	18.991	2.489	2.126	1.813	1.767	0.676	5.341	99.706
1995/96	7.468	7.042	7.819	14.797	20.906	22.791	12.220	6.562	5.508	4.499	5.134	4.280	119.026
1996/97	5.315	12.854	27.712	16.984	4.506	0.625	0.345	0.216	0.706	1.472	0.918	2.795	74.449
1997/98	2.434	2.196	11.058	6.093	4.139	6.531	7.426	7.170	1.546	1.793	0.432	2.032	52.852
1998/99	4.856	3.069	9.077	14.217	16.915	11.168	2.350	1.619	0.247	0.566	0.600	1.181	65.862
1999/00	1.218	8.883	14.967	6.370	2.193	1.099	10.651	1.915	1.135	1.385	0.465	0.557	50.837
2000/01	2.004	13.514	9.491	19.910	14.139	18.365	4.858	1.329	0.384	1.034	0.113	0.588	85.729
2001/02	0.951	8.214	0.361	3.650	4.136	2.011	3.444	4.537	0.153	0.227	0.769	1.156	29.610
2002/03	0.686	1.613	15.258	11.542	28.026	4.801	0.885	3.875	0.759	0.537	0.411	0.528	68.922
2003/04	0.684	7.402	8.691	18.276	14.546	20.730	11.569	4.406	0.488	0.498	0.540	0.503	88.333
2004/05	0.045	10.515	15.635	18.078	25.749	20.335	9.148	4.387	1.182	0.097	0.036	0.111	105.318
2005/06	0.420	6.085	12.229	11.283	7.194	15.652	1.764	0.845	0.896	0.080	0.036	0.027	56.511

9105. Embalse de Bergueda

1940/2005
(hm³)

Serie completa

	Oct	Nov	Dic	Ene	Feb	Mar	Abr	May	Jun	Jul	Ago	Sep	Total
Máximo	13,686	28,331	36,608	33,133	28,026	22,791	25,025	20,102	7,892	6,788	13,735	9,012	142,339
Mínimo	0,045	0,465	0,361	2,008	0,680	0,625	0,345	0,216	0,153	0,080	0,036	0,027	27,051
Media	3,304	6,516	10,858	12,775	10,457	11,317	7,610	5,221	2,338	1,593	1,258	1,826	75,073

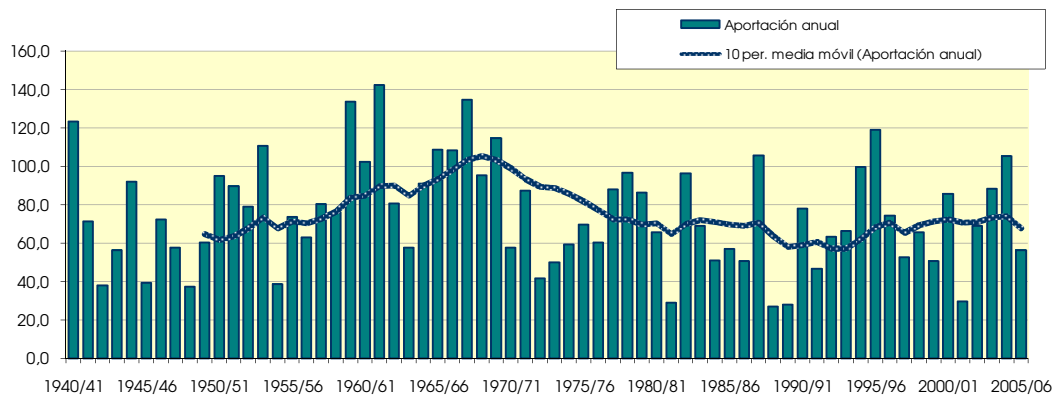
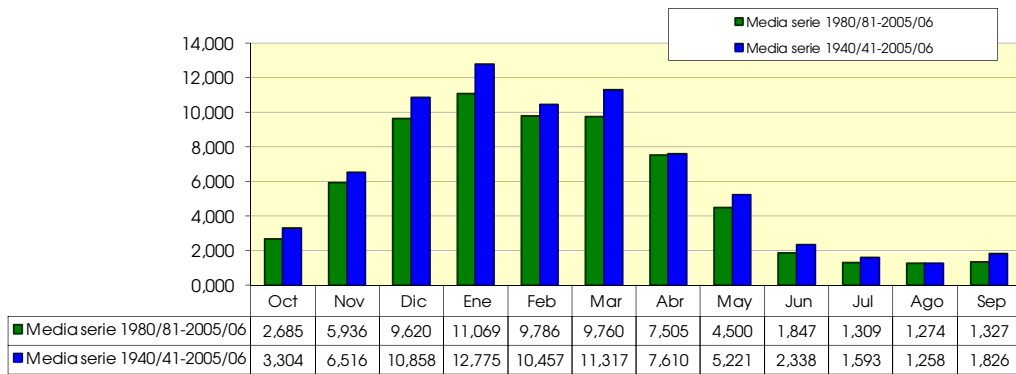
Percentil 1%	0,192	0,579	0,882	2,159	1,310	0,927	0,379	0,625	0,214	0,091	0,036	0,059	27,791
Percentil 5%	0,423	1,097	1,955	3,084	1,755	2,299	1,885	1,298	0,542	0,300	0,097	0,114	31,559
Percentil 10%	0,665	1,560	3,075	4,310	2,911	3,412	2,678	1,746	0,774	0,489	0,330	0,437	39,045
Percentil 25%	1,041	2,230	5,620	6,402	4,601	6,695	4,580	2,795	1,188	0,788	0,544	0,686	56,671
Percentil 50%	2,329	5,219	9,180	11,391	9,571	11,214	7,083	4,316	1,568	1,242	0,817	1,245	72,036
Desviación típica	3,108	5,794	7,947	7,572	6,635	6,079	4,416	3,604	1,696	1,268	1,792	1,894	27,609
Coef. variación	0,941	0,889	0,732	0,593	0,635	0,537	0,580	0,690	0,725	0,796	1,424	1,037	0,368

1980/2005
(hm³)

Serie para asignación y reserva

	Oct	Nov	Dic	Ene	Feb	Mar	Abr	May	Jun	Jul	Ago	Sep	Total
Máximo	13,686	13,514	27,712	28,981	28,026	22,791	25,025	20,102	6,492	6,497	13,735	6,002	119,026
Mínimo	0,045	0,465	0,361	2,008	0,680	0,625	0,345	0,216	0,153	0,080	0,036	0,027	27,051
Media	2,685	5,936	9,620	11,069	9,786	9,760	7,505	4,500	1,847	1,309	1,274	1,327	66,618

Percentil 1%	0,101	0,509	0,718	2,066	0,922	0,741	0,358	0,373	0,177	0,084	0,036	0,040	27,336
Percentil 5%	0,273	0,674	1,851	2,405	1,674	1,092	0,519	0,921	0,281	0,129	0,044	0,081	28,439
Percentil 10%	0,349	0,955	2,294	3,273	1,758	1,555	1,325	1,217	0,436	0,260	0,080	0,102	29,398
Percentil 25%	0,684	2,253	4,517	5,255	4,114	3,411	2,728	1,922	0,794	0,488	0,302	0,436	50,909
Percentil 50%	1,160	6,563	8,884	10,860	6,917	7,214	7,586	3,933	1,265	1,019	0,502	0,582	65,862
Desviación típica	3,176	4,119	6,801	6,706	7,677	7,072	5,619	4,096	1,750	1,420	2,753	1,648	25,420
Coef. variación	1,183	0,694	0,707	0,606	0,785	0,725	0,749	0,910	0,948	1,084	2,161	1,241	0,382



9106. Arroyo Valladares (Embalse de Valladares)

(hm ²)	Oct	Nov	Dic	Ene	Feb	Mar	Abr	May	Jun	Jul	Ago	Sep	Total
1940/41	0.199	0.177	0.420	0.578	0.629	0.509	0.255	0.510	0.220	0.092	0.034	0.034	3.657
1941/42	0.033	0.079	0.129	0.526	0.424	0.317	0.343	0.134	0.031	0.026	0.052	0.093	2.188
1942/43	0.052	0.026	0.058	0.163	0.221	0.164	0.066	0.059	0.022	0.009	0.010	0.041	0.892
1943/44	0.033	0.172	0.317	0.152	0.360	0.354	0.125	0.059	0.023	0.015	0.013	0.025	1.651
1944/45	0.385	0.293	0.531	0.898	0.411	0.256	0.084	0.047	0.018	0.010	0.034	0.038	3.007
1945/46	0.033	0.039	0.141	0.121	0.073	0.104	0.204	0.199	0.071	0.025	0.013	0.013	1.038
1946/47	0.011	0.050	0.596	0.443	0.420	0.411	0.113	0.099	0.045	0.018	0.014	0.087	2.308
1947/48	0.073	0.078	0.288	0.576	0.272	0.136	0.144	0.117	0.037	0.012	0.010	0.014	1.758
1948/49	0.023	0.025	0.028	0.079	0.058	0.320	0.177	0.075	0.028	0.016	0.010	0.139	0.978
1949/50	0.080	0.077	0.213	0.205	0.243	0.277	0.266	0.172	0.047	0.016	0.010	0.010	1.615
1950/51	0.043	0.034	0.734	0.713	0.474	0.546	0.206	0.271	0.129	0.060	0.022	0.024	3.255
1951/52	0.107	0.102	0.190	0.530	0.474	0.592	0.347	0.128	0.028	0.038	0.026	0.017	2.580
1952/53	0.044	0.112	0.363	0.465	0.430	0.342	0.198	0.095	0.107	0.074	0.019	0.035	2.284
1953/54	0.235	0.131	0.160	0.440	0.716	0.781	0.368	0.256	0.090	0.035	0.029	0.029	3.269
1954/55	0.012	0.031	0.049	0.191	0.221	0.223	0.062	0.017	0.012	0.014	0.010	0.015	0.857
1955/56	0.075	0.053	0.086	0.216	0.120	0.257	0.361	0.253	0.081	0.033	0.018	0.019	1.570
1956/57	0.086	0.429	0.268	0.080	0.076	0.101	0.079	0.095	0.105	0.067	0.018	0.015	1.420
1957/58	0.012	0.115	0.259	0.372	0.271	0.456	0.275	0.114	0.048	0.031	0.016	0.016	1.984
1958/59	0.020	0.161	0.441	0.395	0.135	0.272	0.161	0.106	0.054	0.032	0.017	0.048	1.842
1959/60	0.201	0.319	0.892	0.933	0.443	0.419	0.151	0.050	0.017	0.011	0.010	0.018	3.465
1960/61	0.122	0.158	0.707	0.975	0.356	0.123	0.135	0.100	0.038	0.019	0.012	0.024	2.770
1961/62	0.121	0.598	0.424	0.415	0.647	0.623	0.277	0.210	0.071	0.024	0.013	0.016	3.439
1962/63	0.043	0.185	0.310	0.277	0.276	0.554	0.221	0.065	0.026	0.018	0.030	0.185	2.191
1963/64	0.096	0.099	0.163	0.103	0.141	0.321	0.244	0.091	0.019	0.011	0.009	0.012	1.308
1964/65	0.065	0.099	0.302	0.495	0.301	0.440	0.383	0.144	0.030	0.011	0.008	0.061	2.339
1965/66	0.085	0.214	0.503	0.348	0.397	0.401	0.157	0.118	0.123	0.085	0.023	0.017	2.470
1966/67	0.282	0.642	0.558	0.399	0.198	0.201	0.147	0.142	0.053	0.023	0.013	0.020	2.676
1967/68	0.035	0.320	0.788	0.633	0.425	0.473	0.226	0.151	0.061	0.035	0.021	0.021	3.189
1968/69	0.012	0.022	0.207	0.199	0.219	0.484	0.443	0.263	0.084	0.032	0.013	0.126	2.103
1969/70	0.079	0.066	0.623	0.665	0.440	0.377	0.141	0.062	0.039	0.028	0.033	0.033	2.587
1970/71	0.056	0.085	0.146	0.201	0.175	0.416	0.281	0.329	0.135	0.067	0.031	0.021	1.943
1971/72	0.015	0.332	0.406	0.521	0.528	0.432	0.242	0.236	0.146	0.076	0.024	0.050	3.008
1972/73	0.053	0.038	0.064	0.177	0.378	0.303	0.133	0.087	0.039	0.020	0.020	0.036	1.350
1973/74	0.036	0.035	0.150	0.167	0.360	0.627	0.259	0.099	0.027	0.012	0.012	0.015	1.799
1974/75	0.246	0.255	0.138	0.206	0.143	0.403	0.401	0.284	0.096	0.033	0.015	0.032	2.253
1975/76	0.058	0.350	0.341	0.283	0.234	0.329	0.476	0.176	0.035	0.023	0.023	0.035	2.362
1976/77	0.034	0.063	0.122	0.135	0.107	0.147	0.150	0.361	0.261	0.222	0.085	0.033	1.719
1977/78	0.037	0.050	0.132	0.362	0.321	0.314	0.432	0.317	0.120	0.051	0.014	0.014	2.163
1978/79	0.052	0.101	0.103	0.512	0.629	0.632	0.419	0.179	0.048	0.025	0.013	0.052	2.764
1979/80	0.203	0.357	0.418	0.321	0.134	0.304	0.228	0.216	0.102	0.046	0.018	0.016	2.362
1980/81	0.121	0.072	0.461	0.690	0.135	0.116	0.344	0.133	0.030	0.015	0.006	0.006	2.130
1981/82	0.015	0.014	0.087	0.170	0.225	0.270	0.077	0.029	0.022	0.010	0.009	0.011	0.939
1982/83	0.070	0.232	0.921	0.209	0.369	0.366	0.390	0.129	0.034	0.016	0.222	0.094	3.052
1983/84	0.018	0.010	0.107	0.320	0.278	0.547	0.154	0.361	0.204	0.028	0.013	0.016	2.056
1984/85	0.075	0.248	0.199	0.388	0.165	0.141	0.015	0.103	0.030	0.051	0.017	0.008	1.440
1985/86	0.005	0.090	0.077	0.308	0.607	0.296	0.293	0.185	0.037	0.008	0.003	0.023	1.931
1986/87	0.022	0.025	0.154	0.330	0.458	0.296	0.250	0.050	0.019	0.021	0.005	0.014	1.645
1987/88	0.019	0.260	0.306	0.234	0.299	0.667	0.732	0.315	0.199	0.213	0.080	0.028	3.352
1988/89	0.015	0.014	0.080	0.075	0.064	0.144	0.292	0.138	0.043	0.006	0.002	0.004	0.876
1989/90	0.006	0.035	0.051	0.101	0.051	0.029	0.351	0.134	0.037	0.006	0.001	0.003	0.805
1990/91	0.011	0.057	0.243	0.249	0.223	0.417	0.527	0.876	0.160	0.027	0.006	0.009	2.804
1991/92	0.033	0.266	0.124	0.070	0.052	0.227	0.303	0.139	0.115	0.061	0.011	0.002	1.402
1992/93	0.427	0.433	0.421	0.096	0.024	0.471	0.171	0.158	0.064	0.012	0.012	0.002	2.292
1993/94	0.188	0.126	0.500	0.551	0.192	0.113	0.177	0.045	0.028	0.032	0.034	0.143	2.129
1994/95	0.120	0.143	0.144	0.873	0.527	0.636	0.078	0.053	0.038	0.028	0.013	0.111	2.765
1995/96	0.176	0.129	0.156	0.310	0.564	0.805	0.335	0.167	0.120	0.097	0.101	0.102	3.062
1996/97	0.119	0.358	0.763	0.540	0.156	0.016	0.008	0.006	0.021	0.035	0.018	0.049	2.090
1997/98	0.046	0.072	0.335	0.231	0.153	0.204	0.278	0.274	0.043	0.031	0.007	0.048	1.722
1998/99	0.145	0.097	0.288	0.442	0.538	0.423	0.075	0.048	0.007	0.009	0.008	0.017	2.098
1999/00	0.019	0.183	0.401	0.213	0.084	0.046	0.316	0.064	0.028	0.022	0.008	0.012	1.395
2000/01	0.046	0.246	0.243	0.498	0.516	0.466	0.161	0.040	0.008	0.020	0.003	0.014	2.260
2001/02	0.013	0.130	0.009	0.068	0.102	0.050	0.071	0.091	0.003	0.003	0.004	0.011	0.554
2002/03	0.006	0.023	0.425	0.362	0.797	0.140	0.017	0.085	0.012	0.007	0.004	0.007	1.886
2003/04	0.010	0.109	0.214	0.398	0.427	0.524	0.287	0.093	0.006	0.006	0.004	0.006	2.083
2004/05	0.001	0.145	0.336	0.442	0.531	0.670	0.304	0.150	0.026	0.001	0.000	0.002	2.608
2005/06	0.005	0.105	0.299	0.296	0.191	0.451	0.047	0.018	0.012	0.001	0.000	0.000	1.427

9106. Arroyo Valladares (Embalse de Valladares)

1940/2005

(hm³)

Serie completa

	Oct	Nov	Dic	Ene	Feb	Mar	Abr	May	Jun	Jul	Ago	Sep	Total
Máximo	0,427	0,642	0,921	0,975	0,797	0,805	0,732	0,876	0,261	0,222	0,222	0,185	3,657
Mínimo	0,001	0,010	0,009	0,068	0,024	0,016	0,008	0,006	0,003	0,001	0,000	0,000	0,554
Media	0,079	0,154	0,305	0,363	0,312	0,353	0,234	0,157	0,062	0,034	0,021	0,035	2,109

Percentil 1%	0,003	0,012	0,021	0,069	0,041	0,025	0,013	0,013	0,005	0,001	0,000	0,001	0,717
Percentil 5%	0,006	0,023	0,053	0,079	0,060	0,063	0,050	0,032	0,009	0,006	0,002	0,002	0,880
Percentil 10%	0,011	0,026	0,078	0,102	0,080	0,115	0,073	0,047	0,015	0,007	0,004	0,006	1,008
Percentil 25%	0,019	0,054	0,139	0,199	0,154	0,209	0,142	0,077	0,027	0,012	0,009	0,013	1,622
Percentil 50%	0,046	0,107	0,263	0,326	0,277	0,336	0,227	0,129	0,038	0,023	0,013	0,019	2,116
Desviación típica	0,088	0,138	0,219	0,221	0,187	0,189	0,137	0,134	0,056	0,040	0,031	0,038	0,743
Coef. variación	1,117	0,891	0,720	0,610	0,599	0,536	0,587	0,851	0,903	1,154	1,460	1,107	0,352

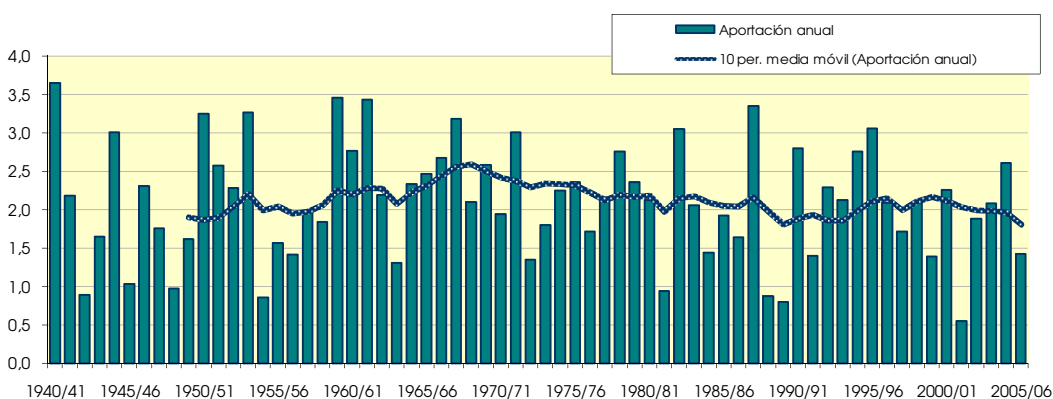
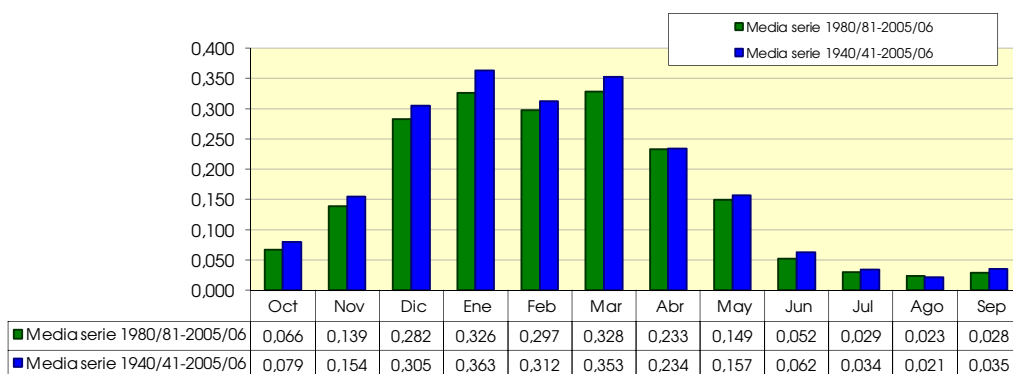
1980/2005

(hm³)

Serie para asignación y reserva

	Oct	Nov	Dic	Ene	Feb	Mar	Abr	May	Jun	Jul	Ago	Sep	Total
Máximo	0,427	0,433	0,921	0,873	0,797	0,805	0,732	0,876	0,204	0,213	0,222	0,143	3,352
Mínimo	0,001	0,010	0,009	0,068	0,024	0,016	0,008	0,006	0,003	0,001	0,000	0,000	0,554
Media	0,066	0,139	0,282	0,326	0,297	0,328	0,233	0,149	0,052	0,029	0,023	0,028	1,954

Percentil 1%	0,002	0,011	0,019	0,068	0,031	0,019	0,010	0,009	0,004	0,001	0,000	0,001	0,616
Percentil 5%	0,005	0,014	0,058	0,071	0,051	0,033	0,016	0,021	0,006	0,002	0,001	0,002	0,823
Percentil 10%	0,005	0,019	0,078	0,085	0,058	0,048	0,032	0,034	0,007	0,004	0,002	0,002	0,908
Percentil 25%	0,011	0,061	0,129	0,210	0,140	0,140	0,077	0,051	0,020	0,007	0,004	0,006	1,430
Percentil 50%	0,021	0,118	0,243	0,309	0,224	0,296	0,264	0,116	0,030	0,018	0,008	0,011	2,070
Desviación típica	0,093	0,111	0,215	0,197	0,213	0,227	0,170	0,172	0,058	0,043	0,047	0,039	0,730
Coef. variación	1,400	0,795	0,760	0,605	0,715	0,691	0,730	1,154	1,118	1,466	2,059	1,377	0,374



9107. Arroyo Humecillo

(hm ²)	Oct	Nov	Dic	Ene	Feb	Mar	Abr	May	Jun	Jul	Ago	Sep	Total
1940/41	0.432	0.234	0.749	0.891	0.712	0.363	0.269	0.829	0.172	0.023	0.016	0.030	4.720
1941/42	0.032	0.146	0.141	0.929	0.452	0.223	0.565	0.030	0.022	0.024	0.075	0.090	2.730
1942/43	0.043	0.012	0.108	0.392	0.363	0.150	0.118	0.090	0.007	0.002	0.002	0.046	1.333
1943/44	0.010	0.287	0.427	0.075	0.671	0.301	0.138	0.044	0.016	0.006	0.005	0.015	1.995
1944/45	0.609	0.175	0.791	1.510	0.104	0.224	0.036	0.027	0.004	0.003	0.046	0.008	3.535
1945/46	0.043	0.029	0.131	0.091	0.073	0.195	0.450	0.309	0.040	0.006	0.003	0.003	1.375
1946/47	0.007	0.084	1.177	0.240	0.575	0.349	0.034	0.166	0.012	0.004	0.003	0.173	2.824
1947/48	0.051	0.108	0.442	0.772	0.150	0.150	0.272	0.113	0.006	0.003	0.003	0.003	2.074
1948/49	0.018	0.015	0.006	0.077	0.024	0.551	0.131	0.068	0.023	0.004	0.002	0.455	1.375
1949/50	0.022	0.179	0.376	0.287	0.431	0.319	0.429	0.279	0.018	0.005	0.020	0.005	2.369
1950/51	0.067	0.023	1.397	0.704	0.477	0.621	0.152	0.441	0.099	0.012	0.006	0.010	4.008
1951/52	0.246	0.176	0.452	0.902	0.446	0.850	0.391	0.074	0.024	0.056	0.009	0.008	3.633
1952/53	0.116	0.225	0.790	0.889	0.496	0.101	0.212	0.044	0.117	0.009	0.005	0.082	3.086
1953/54	0.396	0.038	0.447	1.382	0.879	0.671	0.283	0.156	0.045	0.007	0.027	0.006	4.338
1954/55	0.005	0.047	0.009	0.241	0.249	0.351	0.032	0.012	0.034	0.010	0.004	0.011	1.003
1955/56	0.091	0.035	0.173	0.476	0.037	0.736	0.572	0.350	0.090	0.025	0.018	0.015	2.618
1956/57	0.229	0.992	0.058	0.363	0.207	0.231	0.206	0.198	0.211	0.013	0.005	0.008	2.722
1957/58	0.008	0.392	0.611	0.500	0.198	0.572	0.191	0.025	0.047	0.010	0.006	0.005	2.565
1958/59	0.012	0.184	0.424	0.367	0.027	0.457	0.101	0.102	0.066	0.012	0.011	0.078	1.841
1959/60	0.299	0.339	1.083	0.818	0.267	0.469	0.042	0.018	0.005	0.003	0.004	0.007	3.354
1960/61	0.112	0.099	0.957	1.207	0.048	0.022	0.167	0.066	0.014	0.005	0.003	0.011	2.711
1961/62	0.149	0.810	0.092	0.613	0.758	0.456	0.284	0.216	0.031	0.009	0.004	0.003	3.424
1962/63	0.030	0.121	0.345	0.183	0.216	0.456	0.041	0.012	0.010	0.006	0.036	0.266	1.722
1963/64	0.017	0.088	0.098	0.027	0.159	0.362	0.257	0.024	0.007	0.004	0.003	0.004	1.049
1964/65	0.055	0.077	0.400	0.577	0.227	0.336	0.340	0.031	0.007	0.004	0.004	0.071	2.129
1965/66	0.076	0.302	0.608	0.198	0.543	0.268	0.111	0.100	0.110	0.019	0.007	0.005	2.346
1966/67	0.406	0.867	0.441	0.440	0.068	0.194	0.110	0.149	0.018	0.014	0.007	0.009	2.723
1967/68	0.032	0.564	0.982	0.559	0.428	0.411	0.186	0.165	0.043	0.028	0.012	0.009	3.419
1968/69	0.004	0.017	0.251	0.158	0.366	0.569	0.540	0.239	0.051	0.012	0.005	0.180	2.390
1969/70	0.019	0.107	1.076	0.709	0.367	0.313	0.061	0.029	0.034	0.010	0.040	0.015	2.779
1970/71	0.064	0.095	0.311	0.300	0.213	0.651	0.232	0.443	0.080	0.047	0.005	0.004	2.448
1971/72	0.008	0.606	0.324	0.729	0.558	0.332	0.272	0.293	0.125	0.011	0.051	0.123	3.434
1972/73	0.076	0.076	0.154	0.460	0.694	0.226	0.144	0.091	0.031	0.003	0.012	0.063	2.030
1973/74	0.012	0.032	0.201	0.287	0.632	0.804	0.135	0.082	0.009	0.003	0.021	0.003	2.219
1974/75	0.210	0.139	0.029	0.264	0.063	0.455	0.455	0.255	0.042	0.006	0.003	0.020	1.941
1975/76	0.028	0.544	0.261	0.574	0.098	0.430	0.652	0.020	0.023	0.005	0.008	0.014	2.657
1976/77	0.006	0.013	0.077	0.119	0.051	0.069	0.224	0.747	0.294	0.213	0.013	0.007	1.834
1977/78	0.023	0.058	0.093	0.589	0.227	0.216	0.658	0.387	0.094	0.011	0.004	0.003	2.364
1978/79	0.182	0.189	0.098	1.116	0.894	0.549	0.388	0.079	0.011	0.013	0.003	0.065	3.588
1979/80	0.417	0.446	0.294	0.108	0.053	0.579	0.246	0.205	0.111	0.013	0.006	0.004	2.480
1980/81	0.146	0.041	1.315	0.889	0.128	0.146	0.323	0.028	0.007	0.004	0.002	0.003	3.035
1981/82	0.013	0.002	0.256	0.247	0.329	0.151	0.009	0.025	0.015	0.002	0.002	0.013	1.065
1982/83	0.121	0.436	1.272	0.019	0.442	0.390	0.193	0.071	0.010	0.019	0.608	0.015	3.599
1983/84	0.005	0.006	0.076	0.425	0.268	0.588	0.059	0.675	0.167	0.005	0.004	0.020	2.296
1984/85	0.170	0.490	0.240	0.924	0.136	0.197	0.008	0.142	0.009	0.109	0.004	0.002	2.432
1985/86	0.001	0.251	0.034	0.499	0.700	0.197	0.550	0.109	0.005	0.001	0.000	0.017	2.367
1986/87	0.005	0.011	0.142	0.449	0.578	0.252	0.255	0.011	0.026	0.015	0.001	0.003	1.749
1987/88	0.028	0.460	0.123	0.304	0.352	0.384	1.182	0.125	0.242	0.245	0.080	0.047	3.572
1988/89	0.003	0.002	0.166	0.194	0.173	0.180	0.660	0.123	0.007	0.002	0.000	0.002	1.512
1989/90	0.002	0.070	0.039	0.225	0.046	0.081	0.890	0.122	0.029	0.002	0.000	0.001	1.508
1990/91	0.016	0.104	0.598	0.363	0.276	0.545	0.669	1.254	0.023	0.005	0.001	0.012	3.868
1991/92	0.044	0.555	0.018	0.188	0.092	0.412	0.441	0.143	0.206	0.020	0.015	0.002	2.134
1992/93	0.714	0.295	0.742	0.081	0.043	0.481	0.211	0.180	0.055	0.004	0.023	0.003	2.834
1993/94	0.354	0.189	0.933	0.735	0.189	0.099	0.324	0.054	0.032	0.027	0.008	0.056	3.001
1994/95	0.228	0.235	0.338	1.497	0.653	0.639	0.060	0.061	0.014	0.036	0.005	0.033	3.800
1995/96	0.065	0.215	0.250	0.550	0.931	0.562	0.394	0.133	0.164	0.074	0.136	0.114	3.587
1996/97	0.192	0.731	1.352	0.635	0.080	0.017	0.007	0.009	0.013	0.069	0.019	0.034	3.157
1997/98	0.054	0.143	0.583	0.280	0.187	0.295	0.356	0.206	0.020	0.009	0.002	0.056	2.191
1998/99	0.189	0.135	0.359	0.777	0.768	0.362	0.063	0.048	0.003	0.003	0.004	0.015	2.725
1999/00	0.019	0.355	0.603	0.247	0.104	0.060	0.502	0.050	0.016	0.020	0.004	0.002	1.983
2000/01	0.070	0.403	0.298	0.780	0.397	0.610	0.139	0.015	0.002	0.023	0.001	0.002	2.740
2001/02	0.018	0.386	0.003	0.124	0.213	0.048	0.282	0.200	0.002	0.001	0.012	0.007	1.297
2002/03	0.014	0.042	0.698	0.490	0.915	0.069	0.027	0.176	0.023	0.003	0.002	0.003	2.462
2003/04	0.018	0.184	0.325	0.644	0.578	0.601	0.443	0.041	0.003	0.003	0.004	0.013	2.856
2004/05	0.001	0.432	0.432	0.810	0.956	0.400	0.353	0.185	0.013	0.001	0.000	0.001	3.583
2005/06	0.006	0.183	0.244	0.331	0.251	0.488	0.056	0.012	0.041	0.000	0.000	0.000	1.612

9107. Arroyo Humecillo

1940/2005
(hm³)

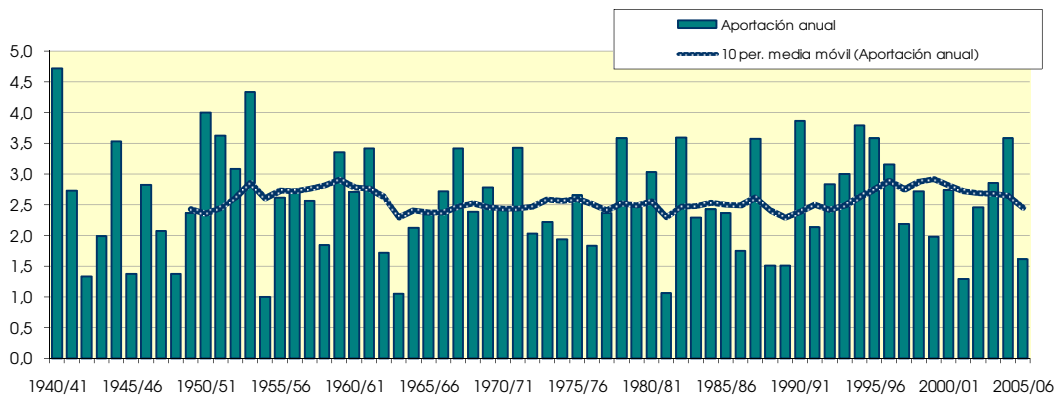
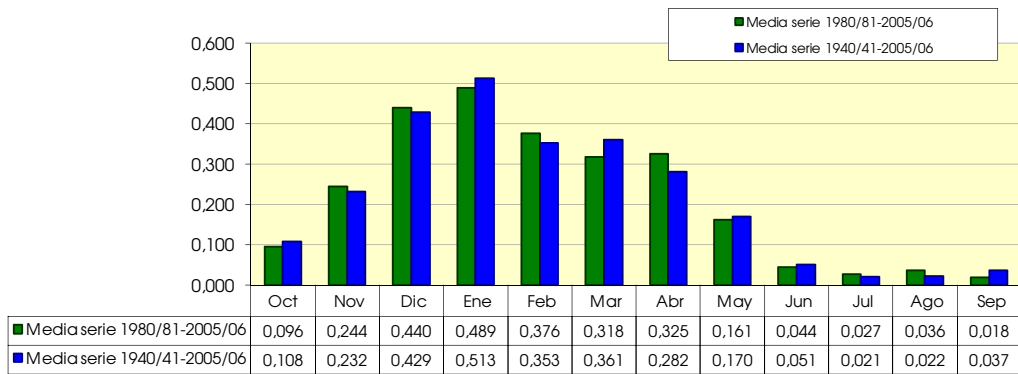
Serie completa

	Oct	Nov	Dic	Ene	Feb	Mar	Abr	May	Jun	Jul	Ago	Sep	Total
Máximo	0,714	0,992	1,397	1,510	0,956	0,850	1,182	1,254	0,294	0,245	0,608	0,455	4,720
Mínimo	0,001	0,002	0,003	0,019	0,024	0,017	0,007	0,009	0,002	0,000	0,000	0,000	1,003
Media	0,108	0,232	0,429	0,513	0,353	0,361	0,282	0,170	0,051	0,021	0,022	0,037	2,578
Percentil 1%	0,001	0,002	0,005	0,024	0,026	0,020	0,008	0,010	0,002	0,000	0,000	0,001	1,033
Percentil 5%	0,003	0,011	0,021	0,078	0,044	0,062	0,028	0,012	0,003	0,001	0,000	0,002	1,306
Percentil 10%	0,005	0,016	0,048	0,113	0,052	0,090	0,038	0,019	0,006	0,002	0,001	0,002	1,441
Percentil 25%	0,013	0,061	0,133	0,242	0,130	0,197	0,113	0,042	0,010	0,004	0,003	0,003	2,004
Percentil 50%	0,043	0,175	0,324	0,454	0,267	0,356	0,239	0,106	0,023	0,009	0,005	0,010	2,523
Desviación típica	0,151	0,228	0,377	0,354	0,268	0,204	0,230	0,217	0,064	0,042	0,077	0,071	0,839
Coef. variación	1,396	0,982	0,878	0,691	0,759	0,564	0,816	1,275	1,264	2,002	3,472	1,953	0,325

1980/2005
(hm³)

Serie para asignación y reserva

	Oct	Nov	Dic	Ene	Feb	Mar	Abr	May	Jun	Jul	Ago	Sep	Total
Máximo	0,714	0,731	1,352	1,497	0,956	0,639	1,182	1,254	0,242	0,245	0,608	0,114	3,868
Mínimo	0,001	0,002	0,003	0,019	0,043	0,017	0,007	0,009	0,002	0,000	0,000	0,000	1,065
Media	0,096	0,244	0,440	0,489	0,376	0,318	0,325	0,161	0,044	0,027	0,036	0,018	2,576
Percentil 1%	0,001	0,002	0,007	0,035	0,044	0,025	0,007	0,009	0,002	0,000	0,000	0,000	1,123
Percentil 5%	0,001	0,003	0,022	0,092	0,054	0,051	0,009	0,011	0,002	0,001	0,000	0,001	1,350
Percentil 10%	0,002	0,008	0,036	0,156	0,086	0,065	0,018	0,013	0,003	0,001	0,000	0,001	1,510
Percentil 25%	0,008	0,078	0,148	0,247	0,145	0,147	0,061	0,043	0,008	0,002	0,001	0,002	2,021
Percentil 50%	0,024	0,202	0,311	0,437	0,272	0,329	0,302	0,116	0,015	0,005	0,004	0,010	2,593
Desviación típica	0,155	0,197	0,403	0,332	0,291	0,204	0,293	0,258	0,068	0,052	0,120	0,026	0,820
Coef. variación	1,615	0,805	0,915	0,679	0,773	0,643	0,900	1,600	1,539	1,919	3,341	1,405	0,318



9109. Río Omeçillo aguas arriba de río Humedo

(hm ²)	Oct	Nov	Dic	Ene	Feb	Mar	Abr	May	Jun	Jul	Ago	Sep	Total
1940/41	5.159	3.871	7.018	10.967	11.457	7.922	4.462	8.632	3.651	2.333	1.187	1.173	67.834
1941/42	0.880	2.020	2.303	8.030	5.795	4.480	6.416	2.510	0.954	1.033	2.324	2.556	39.300
1942/43	1.797	1.024	2.124	4.615	4.385	3.300	1.902	1.164	0.489	0.321	0.234	1.015	22.371
1943/44	0.840	2.783	5.064	2.641	8.169	5.448	2.684	1.595	0.768	0.591	0.435	0.738	31.755
1944/45	5.695	3.659	7.584	17.867	5.319	4.355	1.750	1.128	0.511	0.340	0.930	0.963	50.103
1945/46	1.104	1.142	3.225	2.246	1.248	2.051	4.121	3.759	1.437	0.805	0.451	0.430	22.019
1946/47	0.466	1.248	10.369	5.380	7.665	6.527	2.256	1.981	0.903	0.528	0.326	1.745	39.394
1947/48	1.629	1.700	4.222	10.034	3.888	2.814	2.560	2.154	0.796	0.429	0.330	0.425	30.981
1948/49	0.637	0.687	0.774	1.527	0.983	5.757	2.595	1.436	0.658	0.466	0.265	5.109	20.894
1949/50	2.401	2.724	4.871	4.140	5.400	4.709	4.435	3.546	1.294	0.723	0.679	0.642	35.564
1950/51	1.171	1.150	8.901	9.119	7.499	9.802	4.129	4.980	2.339	1.454	0.720	0.772	52.036
1951/52	2.887	2.993	5.186	9.010	6.698	11.844	6.254	3.136	1.206	1.573	1.161	0.930	52.878
1952/53	2.306	3.309	7.900	8.055	7.880	5.365	3.565	1.930	1.659	1.217	0.562	1.283	45.032
1953/54	4.240	2.257	3.700	12.706	14.158	12.777	5.591	3.426	1.500	0.957	0.798	0.828	62.938
1954/55	0.517	1.167	1.247	4.780	5.332	5.362	2.049	1.046	0.822	0.824	0.501	0.579	24.225
1955/56	1.699	1.501	4.010	6.139	2.355	9.072	7.370	5.673	2.299	1.418	0.877	0.914	43.326
1956/57	1.941	9.217	4.748	3.775	3.168	3.624	2.539	2.528	2.683	1.720	0.710	0.663	37.314
1957/58	0.554	4.624	6.401	8.213	5.859	10.409	6.283	2.828	1.746	1.370	0.843	0.792	49.922
1958/59	1.046	3.666	9.557	7.875	3.137	6.512	3.613	3.653	1.790	1.454	1.534	2.701	46.537
1959/60	6.518	9.243	19.653	15.470	9.024	9.359	3.370	1.584	0.671	0.471	0.477	0.860	76.702
1960/61	3.514	4.498	16.373	17.239	5.806	3.033	2.809	2.424	1.118	0.745	0.443	0.863	58.865
1961/62	3.789	15.539	8.596	11.829	15.518	13.205	6.783	5.446	2.125	1.216	0.552	0.512	85.111
1962/63	1.261	3.856	4.550	6.915	6.101	11.067	3.880	1.678	1.001	0.843	0.942	4.403	46.497
1963/64	2.166	3.722	4.478	3.117	5.731	7.905	5.157	2.427	0.875	0.519	0.415	0.535	37.046
1964/65	2.215	3.191	7.744	11.439	6.785	9.479	5.851	2.659	0.984	0.572	0.466	1.681	53.066
1965/66	3.126	6.516	11.468	7.953	12.431	9.181	4.617	3.622	3.270	2.152	0.928	0.659	65.923
1966/67	7.214	15.577	10.430	8.791	4.424	4.986	3.208	3.992	1.619	1.329	0.970	1.048	63.588
1967/68	1.960	12.397	16.757	11.011	9.838	10.456	5.608	4.866	2.410	1.613	1.270	1.169	79.357
1968/69	0.539	1.198	5.104	4.797	6.776	11.442	9.699	6.420	2.681	1.548	0.741	4.352	55.296
1969/70	2.361	3.369	16.244	16.298	10.975	8.027	3.162	2.059	1.836	1.266	2.169	1.943	69.711
1970/71	1.172	1.240	2.762	3.542	2.173	5.034	3.448	4.825	2.152	1.441	0.736	0.591	29.117
1971/72	0.305	5.153	4.524	7.232	8.883	6.949	3.087	2.827	1.784	1.201	0.852	1.503	44.301
1972/73	1.444	0.973	1.359	2.558	4.939	3.333	1.715	1.413	0.704	0.473	0.699	1.013	20.621
1973/74	0.774	0.764	1.655	2.236	4.097	8.597	3.899	1.964	0.758	0.474	0.330	0.360	25.909
1974/75	2.689	2.825	1.877	3.768	1.971	4.903	4.463	3.956	1.538	0.857	0.440	0.977	30.264
1975/76	1.108	5.989	5.697	4.667	2.862	4.306	5.309	2.260	0.846	0.710	0.930	1.102	35.787
1976/77	0.781	1.517	4.124	3.505	2.473	3.175	2.181	6.375	4.144	3.707	1.811	1.100	34.892
1977/78	1.885	1.157	4.285	12.683	6.897	6.785	8.214	5.235	2.562	1.530	0.641	0.513	52.388
1978/79	0.972	2.355	3.057	11.376	10.308	11.820	6.416	3.166	1.163	0.747	0.403	0.949	52.734
1979/80	4.392	7.116	7.389	5.964	2.544	7.678	4.342	4.780	2.537	1.812	0.911	0.657	50.123
1980/81	2.063	1.553	5.699	8.106	2.359	1.727	6.202	2.979	1.023	0.613	0.253	0.266	32.845
1981/82	0.346	0.266	2.208	2.603	3.472	3.412	1.288	0.636	0.608	0.307	0.280	0.337	15.764
1982/83	0.995	3.510	12.253	2.471	6.920	4.138	6.779	2.300	0.829	0.466	7.721	1.999	50.382
1983/84	0.715	0.376	2.500	4.899	6.505	9.350	3.226	5.647	2.941	0.679	0.479	0.275	37.592
1984/85	1.772	7.161	3.612	6.027	1.976	1.404	0.201	1.573	0.497	1.467	0.529	0.263	26.482
1985/86	0.147	2.497	1.578	3.973	7.330	3.530	4.205	2.552	0.804	0.226	0.073	0.772	27.687
1986/87	0.705	0.669	2.211	5.599	5.844	3.505	4.063	1.135	0.379	0.682	0.178	0.407	25.377
1987/88	0.550	3.699	4.110	5.653	5.178	9.275	12.292	4.933	3.427	3.298	1.478	0.620	54.515
1988/89	0.403	0.388	0.549	0.692	0.610	1.545	5.197	1.927	0.862	0.177	0.051	0.120	12.522
1989/90	0.167	0.807	1.237	2.145	0.948	0.478	4.916	2.004	0.791	0.198	0.040	0.069	13.800
1990/91	0.233	1.247	4.214	3.180	2.514	5.221	7.633	8.776	1.931	0.685	0.208	0.300	36.142
1991/92	0.938	4.798	2.062	1.283	0.797	3.079	3.615	2.039	2.096	1.195	0.345	0.052	22.300
1992/93	6.213	4.703	4.111	1.003	0.287	6.307	2.132	2.339	1.327	0.307	0.333	0.036	29.097
1993/94	3.404	1.724	5.586	8.244	2.668	1.809	1.811	0.628	0.565	0.919	1.014	3.459	31.831
1994/95	3.786	4.462	2.634	14.500	9.755	10.053	1.363	1.146	1.076	0.980	0.393	2.923	53.072
1995/96	3.916	3.718	4.152	7.883	11.064	12.477	6.765	3.795	2.951	2.569	2.726	2.329	64.344
1996/97	2.775	5.911	14.394	8.923	2.521	0.337	0.179	0.111	0.418	0.771	0.573	1.797	38.709
1997/98	1.395	0.809	4.868	2.790	1.839	3.124	3.625	3.650	0.905	1.104	0.239	1.041	25.389
1998/99	2.400	1.520	4.407	6.565	8.297	5.739	1.255	0.864	0.144	0.344	0.363	0.727	32.623
1999/00	0.773	4.780	7.689	3.281	0.954	0.463	5.615	1.057	0.684	0.795	0.254	0.296	26.641
2000/01	1.132	8.050	5.399	10.635	7.647	10.348	2.593	0.749	0.220	0.541	0.063	0.305	47.682
2001/02	0.632	4.811	0.242	2.252	2.213	1.267	1.939	2.857	0.105	0.160	0.614	0.883	17.975
2002/03	0.491	1.046	8.008	6.146	16.335	2.929	0.564	2.210	0.507	0.382	0.290	0.350	39.258
2003/04	0.455	4.828	5.022	10.320	7.982	12.441	6.804	2.925	0.344	0.330	0.413	0.317	52.181
2004/05	0.031	6.179	9.496	9.783	15.228	12.267	5.155	2.453	0.813	0.069	0.024	0.062	61.559
2005/06	0.290	3.808	7.408	6.691	4.113	8.855	1.045	0.528	0.536	0.055	0.023	0.016	33.367

9109. Río Omeccillo aguas arriba de río Humedo

1940/2005
(hm³)

Serie completa

	Oct	Nov	Dic	Ene	Feb	Mar	Abr	May	Jun	Jul	Ago	Sep	Total
Máximo	7,214	15,577	19,653	17,867	16,335	13,205	12,292	8,776	4,144	3,707	7,721	5,109	85,111
Mínimo	0,031	0,266	0,242	0,692	0,287	0,337	0,179	0,111	0,105	0,055	0,023	0,016	12,522
Media	1,877	3,671	5,803	6,896	5,853	6,332	4,125	2,923	1,380	0,971	0,772	1,077	41,680

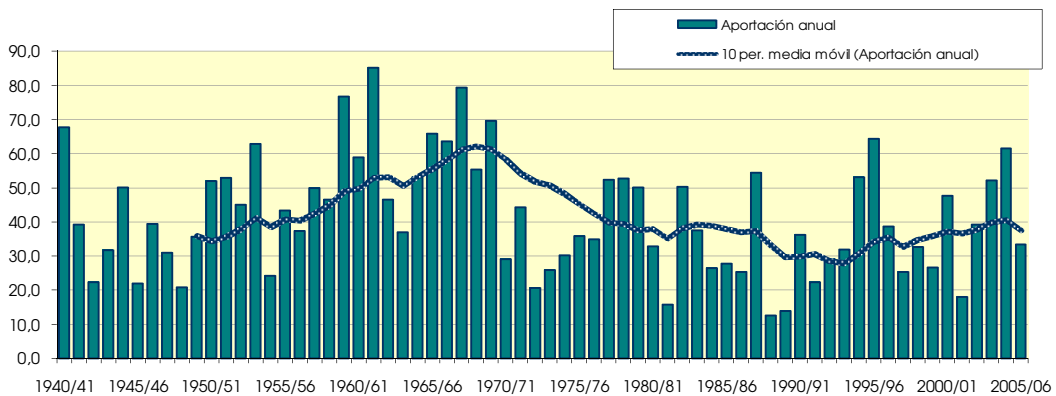
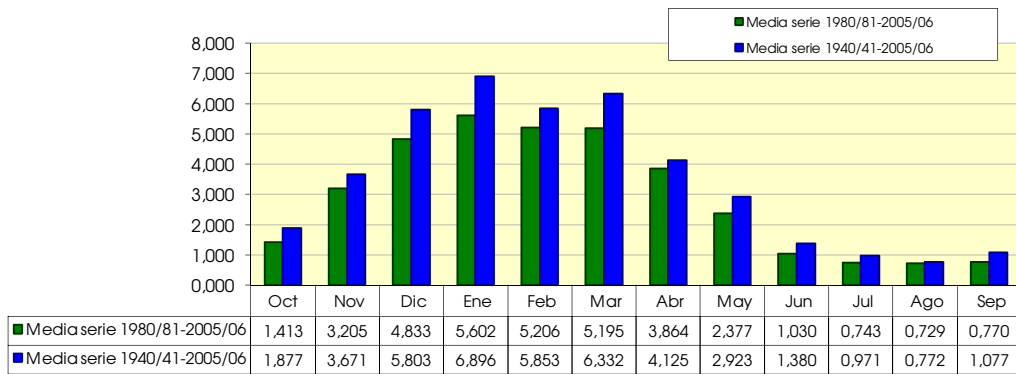
Percentil 1%	0,106	0,338	0,442	0,894	0,497	0,419	0,194	0,382	0,130	0,064	0,023	0,029	13,353
Percentil 5%	0,248	0,674	1,239	1,682	0,949	1,301	1,097	0,664	0,353	0,182	0,054	0,064	18,637
Percentil 10%	0,375	0,808	1,617	2,249	1,543	1,768	1,539	1,052	0,493	0,307	0,193	0,265	22,160
Percentil 25%	0,654	1,242	2,836	3,514	2,526	3,353	2,544	1,616	0,717	0,471	0,330	0,412	29,102
Percentil 50%	1,217	3,092	4,649	6,142	5,565	5,594	3,890	2,481	1,012	0,783	0,515	0,782	38,984
Desviación típica	1,668	3,241	4,193	4,167	3,862	3,595	2,299	1,826	0,933	0,716	1,022	1,062	16,701
Coef. variación	0,888	0,883	0,723	0,604	0,660	0,568	0,557	0,625	0,676	0,737	1,323	0,986	0,401

1980/2005
(hm³)

Serie para asignación y reserva

	Oct	Nov	Dic	Ene	Feb	Mar	Abr	May	Jun	Jul	Ago	Sep	Total
Máximo	6,213	8,050	14,394	14,500	16,335	12,477	12,292	8,776	3,427	3,298	7,721	3,459	64,344
Mínimo	0,031	0,266	0,242	0,692	0,287	0,337	0,179	0,111	0,105	0,055	0,023	0,016	12,522
Media	1,413	3,205	4,833	5,602	5,206	5,195	3,864	2,377	1,030	0,743	0,729	0,770	34,967

Percentil 1%	0,060	0,293	0,319	0,770	0,368	0,368	0,185	0,215	0,115	0,058	0,023	0,021	12,842
Percentil 5%	0,152	0,379	0,721	1,073	0,656	0,467	0,292	0,553	0,163	0,091	0,028	0,040	14,291
Percentil 10%	0,200	0,529	1,407	1,714	0,872	0,873	0,805	0,632	0,282	0,168	0,045	0,057	16,870
Percentil 25%	0,416	1,096	2,283	2,650	2,036	1,748	1,475	1,077	0,500	0,307	0,185	0,264	25,662
Percentil 50%	0,744	3,605	4,183	5,626	3,792	3,518	3,620	2,125	0,798	0,577	0,311	0,327	32,734
Desviación típica	1,512	2,277	3,424	3,490	4,368	4,066	2,847	1,879	0,900	0,747	1,533	0,941	14,451
Coef. variación	1,070	0,710	0,708	0,623	0,839	0,783	0,737	0,790	0,874	1,005	2,103	1,222	0,413



9110. Río Humedo bajo

(hm ²)	Oct	Nov	Dic	Ene	Feb	Mar	Abr	May	Jun	Jul	Ago	Sep	Total
1940/41	3.781	2.324	5.852	8.113	7.396	5.029	2.919	6.447	2.296	0.897	0.392	0.466	45.911
1941/42	0.412	1.367	1.477	7.154	4.615	2.981	4.875	1.201	0.360	0.406	1.014	1.258	27.120
1942/43	0.773	0.350	1.214	2.986	2.949	1.802	1.037	0.685	0.211	0.104	0.096	0.658	12.865
1943/44	0.334	2.378	4.119	1.462	5.850	3.655	1.495	0.713	0.295	0.181	0.151	0.332	20.966
1944/45	4.852	2.891	6.863	13.126	3.320	2.695	0.817	0.555	0.191	0.116	0.519	0.357	36.302
1945/46	0.555	0.540	2.233	1.381	0.862	1.557	3.435	2.714	0.723	0.257	0.149	0.145	14.551
1946/47	0.172	0.736	9.218	4.236	5.528	4.490	1.062	1.357	0.430	0.187	0.144	1.350	28.912
1947/48	0.914	1.157	4.016	8.236	2.581	1.663	2.025	1.457	0.337	0.141	0.124	0.162	22.813
1948/49	0.312	0.314	0.300	1.067	0.596	4.996	1.876	0.866	0.330	0.165	0.101	3.233	14.156
1949/50	0.762	1.364	2.960	2.494	3.281	3.000	3.335	2.083	0.464	0.189	0.204	0.137	20.273
1950/51	0.595	0.408	9.334	7.490	5.115	6.123	2.093	3.371	1.313	0.555	0.240	0.284	36.920
1951/52	1.570	1.348	2.688	6.614	4.807	6.848	4.072	1.400	0.359	0.623	0.304	0.222	30.853
1952/53	0.905	1.667	5.064	6.456	5.169	2.810	2.032	0.896	1.188	0.626	0.206	0.589	27.608
1953/54	3.154	1.159	2.323	8.939	8.510	7.521	3.494	2.514	0.840	0.351	0.358	0.313	39.478
1954/55	0.164	0.462	0.508	2.626	2.912	2.806	0.641	0.264	0.273	0.205	0.115	0.196	11.174
1955/56	1.023	0.581	1.754	3.633	1.040	4.941	5.069	3.313	0.971	0.426	0.284	0.277	23.311
1956/57	1.504	6.808	2.352	1.994	1.306	1.549	1.110	1.389	1.502	0.609	0.192	0.205	20.520
1957/58	0.170	2.404	3.433	4.553	2.918	5.523	3.008	1.074	0.581	0.343	0.188	0.192	24.387
1958/59	0.285	2.170	5.660	4.451	1.220	3.943	1.755	1.417	0.674	0.395	0.281	0.843	23.093
1959/60	3.152	4.428	13.697	10.174	4.605	5.088	1.424	0.543	0.191	0.133	0.132	0.229	43.796
1960/61	1.434	1.985	11.039	11.750	2.913	1.133	1.719	1.096	0.382	0.211	0.150	0.346	34.159
1961/62	2.090	9.989	3.906	6.138	8.050	6.678	3.301	2.570	0.720	0.283	0.156	0.182	44.063
1962/63	1.024	2.572	4.192	3.765	3.188	6.724	1.827	0.586	0.274	0.209	0.360	3.647	28.368
1963/64	0.854	1.582	2.166	1.051	2.147	4.081	2.819	0.959	0.213	0.131	0.108	0.155	16.266
1964/65	0.931	1.573	5.079	7.361	3.508	5.535	3.986	1.309	0.312	0.147	0.130	1.116	30.988
1965/66	1.483	3.839	7.530	3.787	5.950	4.410	1.744	1.417	1.389	0.797	0.249	0.207	32.801
1966/67	4.365	10.698	6.469	5.325	1.892	2.400	1.622	1.787	0.549	0.288	0.197	0.324	35.918
1967/68	0.739	6.690	12.468	7.194	5.329	5.575	2.594	1.999	0.765	0.519	0.302	0.292	44.466
1968/69	0.148	0.502	4.518	3.101	4.501	7.436	6.202	3.178	0.921	0.369	0.174	2.864	33.915
1969/70	0.805	1.255	12.553	8.812	4.901	3.779	1.371	0.688	0.482	0.308	0.522	0.404	35.880
1970/71	0.799	1.094	2.659	2.569	1.942	5.120	2.860	3.785	1.302	0.676	0.291	0.220	23.317
1971/72	0.166	4.454	4.064	6.707	5.994	4.308	2.508	2.567	1.444	0.646	0.389	0.823	34.070
1972/73	0.729	0.589	1.064	2.650	5.011	2.880	1.475	0.946	0.407	0.189	0.231	0.504	16.674
1973/74	0.331	0.397	1.737	2.093	4.618	6.777	2.330	0.994	0.262	0.134	0.171	0.151	19.994
1974/75	2.706	2.394	1.162	2.480	1.214	4.104	4.464	3.139	0.913	0.315	0.166	0.423	23.479
1975/76	0.650	5.102	3.776	3.794	2.019	3.833	5.920	1.410	0.393	0.241	0.281	0.376	27.797
1976/77	0.319	0.574	1.433	1.566	1.140	1.436	1.711	4.667	2.976	2.338	0.762	0.358	19.279
1977/78	0.548	0.591	1.587	5.651	3.239	3.322	5.481	3.481	1.225	0.491	0.172	0.167	25.955
1978/79	1.046	1.629	1.166	8.646	7.473	6.784	4.310	1.648	0.451	0.266	0.139	0.649	34.206
1979/80	3.055	4.527	4.302	2.867	1.186	4.110	2.347	2.870	1.174	0.480	0.210	0.180	27.309
1980/81	1.485	0.738	8.128	8.785	1.375	1.197	3.589	1.159	0.304	0.172	0.077	0.082	27.089
1981/82	0.177	0.124	1.429	2.012	2.657	2.578	0.650	0.335	0.262	0.101	0.093	0.187	10.604
1982/83	1.025	3.305	12.014	1.642	4.763	3.962	4.004	1.236	0.327	0.245	4.725	0.810	38.057
1983/84	0.194	0.134	1.657	4.534	3.645	5.759	1.441	5.015	2.086	0.264	0.152	0.217	25.099
1984/85	1.105	3.977	2.420	5.795	1.695	1.690	0.154	1.264	0.268	0.839	0.169	0.083	19.458
1985/86	0.058	1.810	0.787	4.844	7.369	3.000	4.107	1.764	0.344	0.084	0.033	0.368	24.567
1986/87	0.221	0.293	2.014	5.012	6.318	3.069	2.797	0.458	0.251	0.288	0.051	0.151	20.920
1987/88	0.359	4.084	2.796	3.788	3.848	6.996	10.364	2.890	2.357	2.444	0.907	0.378	41.210
1988/89	0.162	0.167	1.049	1.177	1.087	1.664	4.932	1.507	0.386	0.066	0.022	0.056	12.276
1989/90	0.067	0.703	0.664	1.834	0.565	0.523	6.007	1.565	0.400	0.068	0.014	0.031	12.440
1990/91	0.163	1.044	4.592	3.351	2.784	5.520	6.512	9.691	1.298	0.271	0.074	0.157	35.456
1991/92	0.559	4.715	1.073	1.301	0.714	3.495	3.920	1.533	1.671	0.583	0.171	0.026	19.762
1992/93	6.520	4.377	5.897	0.977	0.333	5.505	2.041	1.949	0.740	0.124	0.213	0.031	28.706
1993/94	3.160	1.631	7.637	7.206	2.113	1.223	2.398	0.545	0.339	0.403	0.358	1.648	28.658
1994/95	2.406	2.372	2.503	12.327	6.688	7.405	0.836	0.694	0.407	0.503	0.165	1.399	37.705
1995/96	2.083	2.892	3.072	5.791	8.481	8.367	4.241	1.936	1.788	1.203	1.712	1.514	43.079
1996/97	2.145	6.151	11.320	6.663	1.495	0.195	0.102	0.087	0.213	0.558	0.249	0.652	29.829
1997/98	0.731	1.220	5.255	2.744	1.857	2.833	3.299	2.870	0.432	0.327	0.085	0.781	22.433
1998/99	2.156	1.358	3.993	6.665	7.357	4.515	0.849	0.582	0.069	0.120	0.111	0.300	28.075
1999/00	0.323	3.551	6.109	2.554	1.052	0.549	4.226	0.673	0.284	0.315	0.105	0.125	19.867
2000/01	0.758	4.473	3.414	7.670	5.312	6.319	1.787	0.388	0.080	0.287	0.027	0.155	30.668
2001/02	0.221	3.006	0.088	1.059	1.607	0.542	1.288	1.402	0.033	0.032	0.105	0.157	9.540
2002/03	0.147	0.440	6.301	4.594	9.480	1.340	0.229	1.295	0.181	0.081	0.058	0.089	24.235
2003/04	0.188	2.030	3.083	6.368	5.310	6.493	3.765	0.968	0.070	0.075	0.070	0.140	28.560
2004/05	0.011	3.602	4.945	6.936	8.189	6.407	3.361	1.610	0.256	0.014	0.006	0.024	35.360
2005/06	0.094	1.844	3.740	3.595	2.483	5.356	0.538	0.201	0.261	0.014	0.006	0.005	18.135

9110. Río Humedo bajo

1940/2005
(hm³)

Serie completa

	Oct	Nov	Dic	Ene	Feb	Mar	Abr	May	Jun	Jul	Ago	Sep	Total
Máximo	6,520	10,698	13,697	13,126	9,480	8,367	10,364	9,691	2,976	2,444	4,725	3,647	45,911
Mínimo	0,011	0,124	0,088	0,977	0,333	0,195	0,102	0,087	0,033	0,014	0,006	0,005	9,540
Media	1,154	2,378	4,302	4,905	3,778	4,029	2,812	1,803	0,685	0,385	0,305	0,521	27,056

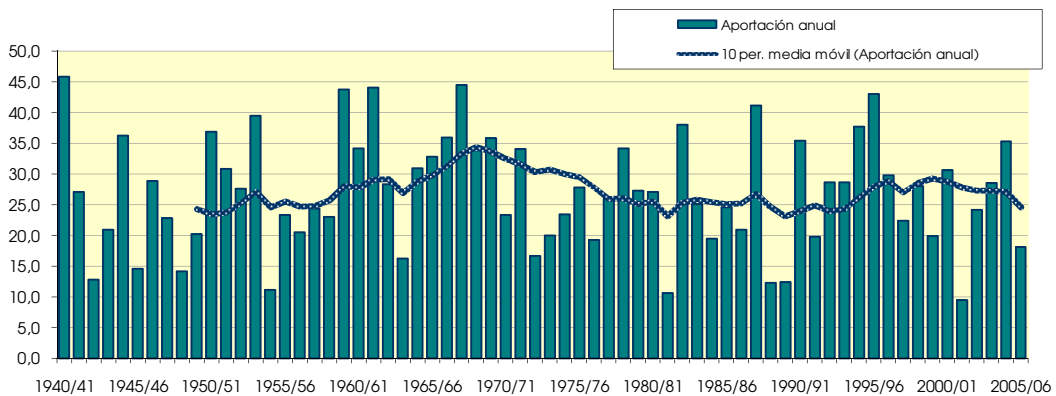
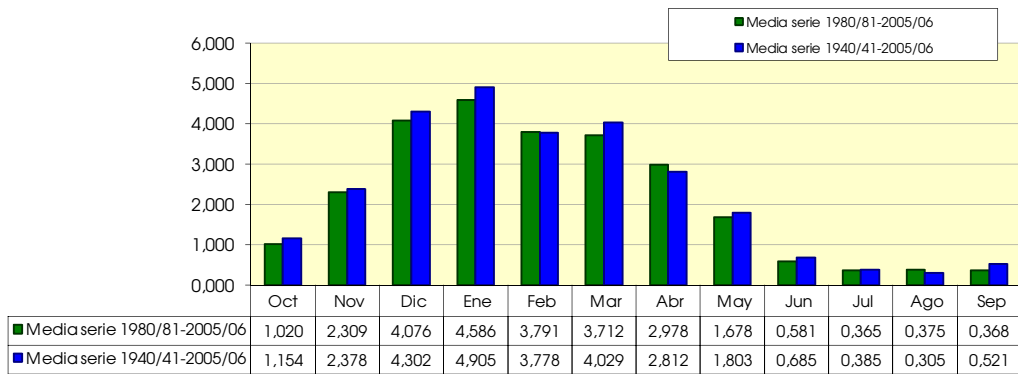
Percentil 1%	0,042	0,131	0,226	1,025	0,484	0,409	0,136	0,161	0,056	0,014	0,006	0,017	10,232
Percentil 5%	0,107	0,298	0,694	1,095	0,751	0,695	0,564	0,349	0,105	0,067	0,023	0,031	12,317
Percentil 10%	0,163	0,402	1,068	1,421	1,069	1,282	0,826	0,544	0,201	0,082	0,054	0,083	14,353
Percentil 25%	0,237	0,711	1,741	2,558	1,735	2,607	1,480	0,874	0,273	0,142	0,106	0,155	20,335
Percentil 50%	0,749	1,649	3,586	4,493	3,260	4,021	2,453	1,401	0,404	0,277	0,170	0,280	27,214
Desviación típica	1,298	2,199	3,330	2,955	2,390	2,091	1,853	1,570	0,624	0,428	0,612	0,712	9,196
Coef. variación	1,125	0,925	0,774	0,602	0,633	0,519	0,659	0,871	0,911	1,110	2,008	1,366	0,340

1980/2005
(hm³)

Serie para asignación y reserva

	Oct	Nov	Dic	Ene	Feb	Mar	Abr	May	Jun	Jul	Ago	Sep	Total
Máximo	6,520	6,151	12,014	12,327	9,480	8,367	10,364	9,691	2,357	2,444	4,725	1,648	43,079
Mínimo	0,011	0,124	0,088	0,977	0,333	0,195	0,102	0,087	0,033	0,014	0,006	0,005	9,540
Media	1,020	2,309	4,076	4,586	3,791	3,712	2,978	1,678	0,581	0,365	0,375	0,368	25,838

Percentil 1%	0,023	0,127	0,232	0,997	0,391	0,277	0,115	0,116	0,042	0,014	0,006	0,009	9,806
Percentil 5%	0,061	0,143	0,694	1,088	0,602	0,528	0,173	0,234	0,069	0,019	0,008	0,024	11,022
Percentil 10%	0,080	0,230	0,918	1,239	0,883	0,545	0,384	0,362	0,075	0,049	0,018	0,029	12,358
Percentil 25%	0,167	0,814	1,746	2,147	1,523	1,421	0,959	0,604	0,252	0,082	0,053	0,082	19,788
Percentil 50%	0,341	1,937	3,248	4,564	2,720	3,282	3,048	1,280	0,315	0,255	0,099	0,156	26,094
Desviación típica	1,432	1,695	3,114	2,799	2,808	2,482	2,365	1,938	0,662	0,506	0,956	0,479	9,275
Coef. variación	1,404	0,734	0,764	0,610	0,741	0,669	0,794	1,156	1,139	1,388	2,547	1,303	0,359



9111. A.Barrio

(hm ²)	Oct	Nov	Dic	Ene	Feb	Mar	Abr	May	Jun	Jul	Ago	Sep	Total
1940/41	0.230	0.160	0.307	0.474	0.427	0.349	0.214	0.368	0.173	0.125	0.072	0.074	2.971
1941/42	0.049	0.088	0.090	0.332	0.209	0.188	0.295	0.113	0.049	0.050	0.110	0.108	1.681
1942/43	0.078	0.045	0.089	0.194	0.169	0.136	0.084	0.047	0.022	0.016	0.013	0.039	0.933
1943/44	0.034	0.085	0.174	0.103	0.313	0.216	0.115	0.072	0.037	0.030	0.023	0.034	1.236
1944/45	0.150	0.137	0.291	0.706	0.229	0.199	0.082	0.054	0.026	0.019	0.036	0.042	1.970
1945/46	0.039	0.042	0.138	0.084	0.050	0.084	0.196	0.172	0.065	0.042	0.026	0.027	0.965
1946/47	0.022	0.038	0.329	0.204	0.290	0.302	0.103	0.087	0.042	0.028	0.019	0.056	1.519
1947/48	0.062	0.062	0.161	0.546	0.169	0.128	0.106	0.098	0.037	0.024	0.018	0.023	1.433
1948/49	0.025	0.027	0.030	0.049	0.038	0.251	0.104	0.058	0.028	0.022	0.014	0.239	0.884
1949/50	0.104	0.111	0.189	0.173	0.206	0.201	0.187	0.140	0.061	0.040	0.032	0.034	1.477
1950/51	0.042	0.045	0.292	0.362	0.281	0.477	0.189	0.211	0.109	0.073	0.042	0.045	2.166
1951/52	0.088	0.102	0.181	0.326	0.253	0.481	0.288	0.146	0.058	0.081	0.054	0.047	2.105
1952/53	0.118	0.143	0.291	0.363	0.406	0.256	0.169	0.090	0.076	0.059	0.032	0.052	2.055
1953/54	0.163	0.096	0.120	0.685	0.506	0.500	0.239	0.166	0.076	0.055	0.042	0.046	2.694
1954/55	0.028	0.045	0.053	0.243	0.255	0.230	0.094	0.051	0.039	0.040	0.027	0.030	1.135
1955/56	0.081	0.068	0.218	0.319	0.122	0.451	0.377	0.280	0.112	0.081	0.053	0.059	2.221
1956/57	0.077	0.353	0.201	0.179	0.138	0.153	0.099	0.104	0.118	0.085	0.043	0.043	1.595
1957/58	0.030	0.146	0.179	0.316	0.249	0.431	0.288	0.134	0.083	0.073	0.047	0.049	2.024
1958/59	0.046	0.145	0.413	0.328	0.146	0.311	0.166	0.180	0.085	0.073	0.072	0.136	2.101
1959/60	0.353	0.508	0.920	0.733	0.427	0.441	0.178	0.090	0.043	0.035	0.029	0.045	3.801
1960/61	0.210	0.217	0.824	0.749	0.277	0.165	0.151	0.115	0.053	0.040	0.026	0.045	2.870
1961/62	0.166	0.832	0.390	0.516	0.619	0.661	0.331	0.262	0.102	0.070	0.040	0.040	4.031
1962/63	0.045	0.135	0.191	0.304	0.259	0.506	0.175	0.082	0.052	0.045	0.042	0.168	2.003
1963/64	0.087	0.179	0.180	0.125	0.248	0.297	0.200	0.105	0.043	0.030	0.023	0.028	1.544
1964/65	0.098	0.119	0.286	0.477	0.285	0.462	0.259	0.124	0.051	0.036	0.026	0.067	2.292
1965/66	0.128	0.311	0.512	0.374	0.520	0.404	0.225	0.176	0.153	0.106	0.056	0.049	3.014
1966/67	0.275	0.708	0.460	0.353	0.207	0.238	0.137	0.175	0.072	0.061	0.045	0.050	2.782
1967/68	0.073	0.578	0.656	0.423	0.408	0.468	0.261	0.217	0.110	0.082	0.061	0.063	3.400
1968/69	0.033	0.045	0.176	0.167	0.205	0.467	0.388	0.255	0.116	0.077	0.042	0.181	2.152
1969/70	0.099	0.128	0.582	0.743	0.430	0.354	0.147	0.100	0.097	0.062	0.073	0.082	2.898
1970/71	0.047	0.047	0.100	0.155	0.093	0.248	0.195	0.277	0.118	0.087	0.055	0.052	1.475
1971/72	0.029	0.279	0.205	0.382	0.482	0.378	0.173	0.168	0.102	0.074	0.053	0.093	2.417
1972/73	0.083	0.055	0.081	0.151	0.266	0.171	0.093	0.080	0.042	0.035	0.046	0.053	1.157
1973/74	0.036	0.031	0.057	0.074	0.231	0.389	0.210	0.095	0.043	0.032	0.023	0.025	1.247
1974/75	0.137	0.132	0.096	0.166	0.095	0.262	0.211	0.194	0.086	0.059	0.037	0.053	1.528
1975/76	0.051	0.341	0.240	0.241	0.147	0.202	0.248	0.107	0.045	0.042	0.057	0.058	1.779
1976/77	0.043	0.085	0.206	0.172	0.122	0.159	0.109	0.330	0.215	0.208	0.100	0.078	1.827
1977/78	0.083	0.055	0.207	0.857	0.329	0.345	0.442	0.237	0.129	0.090	0.049	0.046	2.870
1978/79	0.050	0.109	0.135	0.618	0.587	0.658	0.347	0.160	0.069	0.052	0.033	0.054	2.872
1979/80	0.271	0.352	0.377	0.311	0.136	0.426	0.208	0.250	0.123	0.104	0.057	0.050	2.663
1980/81	0.099	0.077	0.424	0.377	0.091	0.068	0.276	0.143	0.058	0.042	0.019	0.018	1.693
1981/82	0.019	0.016	0.128	0.121	0.169	0.180	0.070	0.037	0.031	0.017	0.017	0.014	0.819
1982/83	0.034	0.150	0.540	0.116	0.338	0.235	0.326	0.119	0.052	0.032	0.444	0.093	2.478
1983/84	0.042	0.025	0.139	0.250	0.272	0.434	0.154	0.300	0.145	0.040	0.036	0.019	1.855
1984/85	0.097	0.315	0.144	0.465	0.104	0.064	0.011	0.076	0.026	0.070	0.029	0.018	1.419
1985/86	0.012	0.076	0.063	0.177	0.331	0.174	0.213	0.141	0.056	0.020	0.007	0.032	1.301
1986/87	0.036	0.038	0.099	0.250	0.272	0.179	0.216	0.072	0.026	0.036	0.010	0.026	1.260
1987/88	0.019	0.164	0.182	0.329	0.250	0.473	0.616	0.238	0.181	0.179	0.091	0.044	2.766
1988/89	0.032	0.037	0.037	0.033	0.024	0.064	0.255	0.087	0.041	0.010	0.004	0.007	0.631
1989/90	0.010	0.029	0.049	0.085	0.041	0.023	0.237	0.093	0.039	0.012	0.003	0.005	0.625
1990/91	0.010	0.052	0.158	0.133	0.116	0.277	0.409	0.425	0.101	0.046	0.018	0.017	1.762
1991/92	0.047	0.293	0.103	0.069	0.049	0.168	0.182	0.107	0.125	0.070	0.023	0.003	1.241
1992/93	0.330	0.228	0.248	0.057	0.015	0.284	0.113	0.129	0.073	0.018	0.019	0.002	1.515
1993/94	0.163	0.086	0.263	0.381	0.123	0.091	0.083	0.030	0.028	0.050	0.061	0.194	1.555
1994/95	0.138	0.187	0.153	0.696	0.431	0.425	0.070	0.065	0.067	0.058	0.024	0.197	2.512
1995/96	0.278	0.136	0.220	0.364	0.413	0.565	0.315	0.196	0.170	0.152	0.152	0.110	3.071
1996/97	0.116	0.292	0.675	0.408	0.123	0.020	0.012	0.005	0.019	0.037	0.027	0.088	1.822
1997/98	0.073	0.049	0.298	0.143	0.104	0.150	0.140	0.173	0.048	0.072	0.019	0.049	1.318
1998/99	0.100	0.063	0.208	0.314	0.368	0.258	0.062	0.044	0.008	0.021	0.024	0.036	1.507
1999/00	0.035	0.224	0.398	0.148	0.047	0.023	0.234	0.049	0.038	0.054	0.019	0.024	1.293
2000/01	0.038	0.389	0.219	0.502	0.333	0.496	0.124	0.042	0.016	0.038	0.004	0.023	2.224
2001/02	0.025	0.169	0.010	0.107	0.096	0.057	0.069	0.098	0.004	0.008	0.015	0.037	0.696
2002/03	0.018	0.049	0.331	0.225	0.648	0.140	0.024	0.104	0.019	0.019	0.015	0.020	1.613
2003/04	0.016	0.222	0.199	0.509	0.320	0.549	0.285	0.135	0.017	0.020	0.014	0.013	2.300
2004/05	0.001	0.336	0.441	0.432	0.674	0.487	0.187	0.098	0.032	0.003	0.001	0.005	2.697
2005/06	0.012	0.168	0.329	0.314	0.182	0.417	0.049	0.028	0.026	0.003	0.001	0.001	1.529

9111. A.Barrio

1940/2005
(hm³)

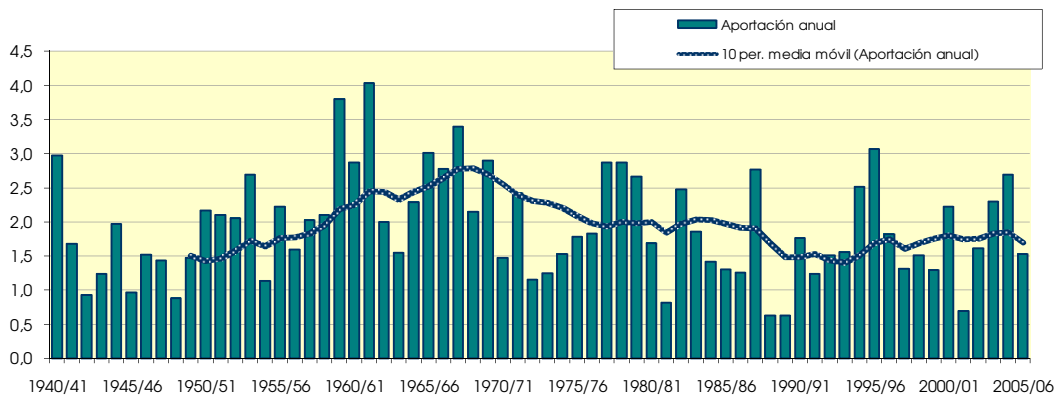
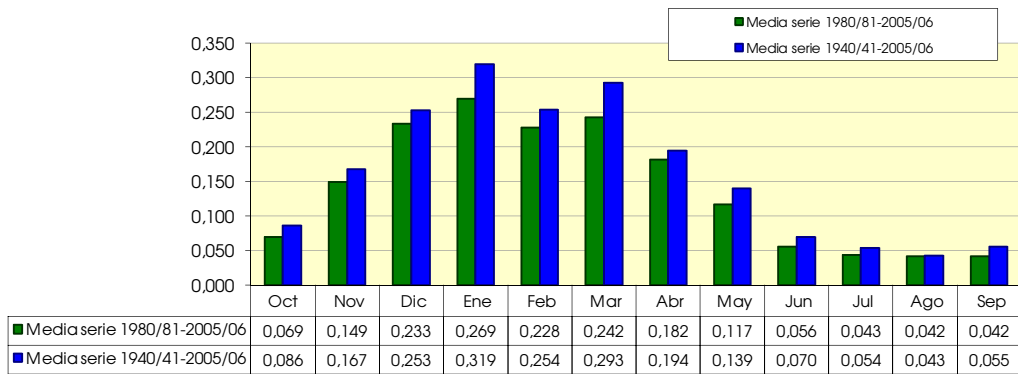
Serie completa

	Oct	Nov	Dic	Ene	Feb	Mar	Abr	May	Jun	Jul	Ago	Sep	Total
Máximo	0,353	0,832	0,920	0,857	0,674	0,661	0,616	0,425	0,215	0,208	0,444	0,239	4,031
Mínimo	0,001	0,016	0,010	0,033	0,015	0,020	0,011	0,005	0,004	0,003	0,001	0,001	0,625
Media	0,086	0,167	0,253	0,319	0,254	0,293	0,194	0,139	0,070	0,054	0,043	0,055	1,929
Percentil 1%	0,007	0,022	0,023	0,043	0,021	0,022	0,012	0,020	0,007	0,003	0,001	0,002	0,629
Percentil 5%	0,012	0,030	0,050	0,070	0,042	0,059	0,052	0,038	0,018	0,011	0,004	0,005	0,835
Percentil 10%	0,019	0,038	0,072	0,094	0,070	0,076	0,070	0,048	0,024	0,017	0,011	0,014	1,050
Percentil 25%	0,033	0,053	0,136	0,158	0,123	0,169	0,107	0,083	0,037	0,030	0,019	0,026	1,422
Percentil 50%	0,050	0,124	0,203	0,314	0,248	0,260	0,187	0,114	0,054	0,043	0,030	0,045	1,801
Desviación típica	0,080	0,162	0,186	0,201	0,160	0,163	0,112	0,086	0,047	0,039	0,057	0,049	0,762
Coef. variación	0,933	0,966	0,736	0,629	0,629	0,558	0,574	0,619	0,666	0,713	1,323	0,886	0,395

1980/2005
(hm³)

Serie para asignación y reserva

	Oct	Nov	Dic	Ene	Feb	Mar	Abr	May	Jun	Jul	Ago	Sep	Total
Máximo	0,330	0,389	0,675	0,696	0,674	0,565	0,616	0,425	0,181	0,179	0,444	0,197	3,071
Mínimo	0,001	0,016	0,010	0,033	0,015	0,020	0,011	0,005	0,004	0,003	0,001	0,001	0,625
Media	0,069	0,149	0,233	0,269	0,228	0,242	0,182	0,117	0,056	0,043	0,042	0,042	1,673
Percentil 1%	0,003	0,018	0,017	0,039	0,018	0,021	0,011	0,011	0,005	0,003	0,001	0,001	0,627
Percentil 5%	0,010	0,026	0,040	0,060	0,028	0,023	0,015	0,029	0,010	0,005	0,002	0,002	0,647
Percentil 10%	0,011	0,033	0,056	0,077	0,044	0,040	0,036	0,034	0,017	0,009	0,003	0,004	0,757
Percentil 25%	0,019	0,050	0,130	0,124	0,098	0,074	0,070	0,053	0,026	0,018	0,011	0,014	1,295
Percentil 50%	0,035	0,143	0,204	0,250	0,175	0,179	0,168	0,098	0,039	0,036	0,019	0,022	1,542
Desviación típica	0,082	0,110	0,161	0,170	0,180	0,180	0,139	0,092	0,049	0,042	0,088	0,053	0,666
Coef. variación	1,184	0,741	0,693	0,632	0,789	0,744	0,765	0,790	0,881	0,957	2,086	1,265	0,398



9112. A.Omecillo

(hm ²)	Oct	Nov	Dic	Ene	Feb	Mar	Abr	May	Jun	Jul	Ago	Sep	Total
1940/41	1,609	0,892	1,930	3,106	3,233	2,108	1,411	2,817	1,068	0,813	0,532	0,537	20,055
1941/42	0,313	0,407	0,394	1,606	1,042	0,903	2,153	0,593	0,286	0,273	0,410	0,445	8,826
1942/43	0,298	0,214	0,362	0,817	0,850	0,681	0,418	0,233	0,120	0,104	0,086	0,230	4,413
1943/44	0,132	0,404	0,912	0,515	1,941	1,180	0,701	0,452	0,245	0,207	0,145	0,189	7,024
1944/45	0,797	0,611	1,827	4,582	1,336	1,293	0,541	0,356	0,177	0,146	0,164	0,188	12,017
1945/46	0,166	0,167	0,848	0,483	0,345	0,458	1,296	1,125	0,434	0,339	0,220	0,219	6,100
1946/47	0,129	0,128	2,107	1,032	1,955	1,750	0,665	0,549	0,261	0,210	0,146	0,296	9,227
1947/48	0,237	0,291	1,030	3,665	0,962	0,789	0,674	0,630	0,259	0,199	0,137	0,161	9,034
1948/49	0,132	0,134	0,162	0,268	0,232	1,779	0,645	0,373	0,188	0,154	0,104	1,525	5,696
1949/50	0,519	0,564	0,995	0,918	1,197	1,182	1,189	0,792	0,395	0,318	0,210	0,209	8,488
1950/51	0,173	0,164	1,881	1,771	1,627	2,378	0,967	1,264	0,573	0,477	0,302	0,301	11,876
1951/52	0,282	0,299	0,565	1,426	1,365	2,445	1,694	0,798	0,351	0,355	0,254	0,252	10,086
1952/53	0,301	0,537	1,367	2,003	2,131	1,414	0,874	0,519	0,443	0,395	0,245	0,280	10,509
1953/54	0,800	0,520	0,580	3,845	2,937	2,815	1,481	1,194	0,558	0,456	0,305	0,307	15,799
1954/55	0,175	0,170	0,248	0,782	1,196	1,105	0,501	0,282	0,183	0,190	0,151	0,168	5,152
1955/56	0,345	0,344	0,852	1,537	0,833	2,334	2,352	1,656	0,682	0,582	0,409	0,464	12,392
1956/57	0,476	1,920	1,166	1,020	0,747	0,756	0,464	0,476	0,570	0,477	0,305	0,306	8,683
1957/58	0,179	0,504	0,572	1,214	1,122	2,160	1,687	0,773	0,504	0,469	0,310	0,325	9,821
1958/59	0,211	0,574	2,077	1,450	0,779	1,701	0,833	0,834	0,432	0,389	0,277	0,471	10,027
1959/60	1,317	2,360	8,703	4,758	2,487	2,557	1,099	0,595	0,295	0,255	0,184	0,225	24,836
1960/61	0,965	0,901	6,968	3,994	1,760	1,193	0,939	0,599	0,296	0,252	0,175	0,249	18,290
1961/62	0,691	4,822	1,835	2,496	3,797	3,804	1,829	1,544	0,596	0,488	0,326	0,334	22,561
1962/63	0,217	0,446	1,335	1,236	1,128	2,698	0,930	0,491	0,294	0,279	0,243	0,928	10,225
1963/64	0,369	0,557	0,681	0,535	0,951	1,459	1,212	0,580	0,259	0,214	0,149	0,160	7,125
1964/65	0,308	0,421	1,437	2,351	1,351	2,608	1,620	0,790	0,352	0,280	0,186	0,289	11,993
1965/66	0,524	1,515	3,012	2,072	3,193	2,258	1,184	0,981	0,855	0,638	0,410	0,413	17,056
1966/67	1,362	4,680	3,191	2,319	1,224	1,191	0,725	0,877	0,378	0,326	0,218	0,241	16,733
1967/68	0,320	2,625	7,187	2,655	3,293	2,721	1,594	1,327	0,568	0,481	0,383	0,349	23,503
1968/69	0,209	0,184	1,262	0,723	0,794	1,893	1,910	1,184	0,548	0,422	0,277	0,691	10,097
1969/70	0,350	0,269	7,425	3,926	2,276	2,131	1,004	0,623	0,516	0,334	0,328	0,292	19,474
1970/71	0,242	0,219	0,425	0,644	0,572	2,442	1,677	2,332	0,977	0,752	0,501	0,485	11,269
1971/72	0,267	2,006	1,681	4,417	3,886	2,333	1,397	1,794	0,960	0,643	0,453	0,807	20,645
1972/73	0,531	0,341	0,618	1,272	1,906	1,485	0,933	0,687	0,336	0,299	0,351	0,322	9,080
1973/74	0,202	0,143	0,269	0,344	1,874	3,241	1,206	0,581	0,290	0,245	0,173	0,185	8,753
1974/75	1,179	1,410	0,990	1,119	0,750	2,549	1,898	1,445	0,640	0,506	0,334	0,363	13,182
1975/76	0,274	1,964	1,302	1,545	1,399	1,356	2,591	0,699	0,314	0,277	0,301	0,367	12,390
1976/77	0,306	0,407	0,870	0,887	0,597	0,895	0,672	2,164	1,441	1,172	0,768	0,726	10,905
1977/78	0,413	0,282	0,623	4,591	1,581	2,338	2,928	1,393	0,766	0,641	0,411	0,407	16,374
1978/79	0,316	0,347	0,659	3,175	2,916	3,454	2,685	1,115	0,535	0,444	0,295	0,432	16,373
1979/80	1,016	2,088	2,572	1,643	0,915	1,906	1,143	1,293	0,717	0,616	0,412	0,411	14,731
1980/81	0,476	0,388	2,888	2,845	0,690	0,500	1,934	0,969	0,413	0,341	0,160	0,126	11,731
1981/82	0,121	0,120	0,568	0,837	1,015	1,304	0,604	0,311	0,205	0,111	0,118	0,065	5,380
1982/83	0,162	0,823	3,048	0,815	1,499	1,676	2,666	0,870	0,446	0,239	1,771	0,500	14,515
1983/84	0,292	0,195	0,425	1,217	1,241	2,379	0,986	2,676	1,015	0,339	0,336	0,191	11,293
1984/85	0,654	1,558	0,834	3,525	1,131	0,560	0,095	0,662	0,192	0,453	0,176	0,131	9,972
1985/86	0,096	0,285	0,245	1,222	2,670	1,396	1,347	1,156	0,525	0,201	0,064	0,152	9,358
1986/87	0,158	0,306	0,688	1,810	3,106	1,394	1,730	0,630	0,254	0,284	0,066	0,191	10,617
1987/88	0,279	1,103	1,348	2,030	2,378	3,453	4,986	1,371	1,183	1,188	0,685	0,363	20,367
1988/89	0,270	0,320	0,325	0,253	0,184	0,443	2,776	0,476	0,281	0,085	0,030	0,047	5,491
1989/90	0,061	0,180	0,169	0,316	0,206	0,146	1,587	0,566	0,260	0,093	0,024	0,035	3,643
1990/91	0,045	0,249	1,332	0,826	1,029	2,740	2,885	3,102	0,798	0,432	0,180	0,124	13,741
1991/92	0,329	1,738	0,735	0,555	0,436	1,445	1,728	0,904	0,883	0,543	0,196	0,027	9,520
1992/93	2,576	1,734	2,559	0,561	0,179	2,356	1,285	1,250	0,437	0,123	0,150	0,020	13,229
1993/94	1,469	0,738	3,217	2,778	0,994	0,741	1,198	0,225	0,221	0,390	0,476	1,380	13,827
1994/95	0,683	0,723	0,713	4,003	2,372	3,245	0,526	0,496	0,551	0,488	0,177	1,520	15,498
1995/96	2,163	0,653	1,359	2,539	3,390	3,484	2,408	1,532	1,366	1,152	1,049	0,748	21,841
1996/97	0,817	1,805	3,783	3,051	0,886	0,171	0,124	0,056	0,133	0,261	0,154	0,505	11,748
1997/98	0,515	0,439	2,530	1,222	0,999	1,466	1,329	1,366	0,363	0,592	0,172	0,415	11,408
1998/99	0,919	0,498	1,747	2,395	3,155	2,121	0,566	0,407	0,058	0,175	0,199	0,231	12,471
1999/00	0,196	1,300	2,684	1,008	0,492	0,227	2,149	0,346	0,270	0,430	0,162	0,203	9,468
2000/01	0,248	2,106	1,334	3,547	2,211	3,439	1,023	0,355	0,144	0,333	0,036	0,197	14,973
2001/02	0,119	0,715	0,040	0,534	0,623	0,374	0,357	0,462	0,021	0,049	0,055	0,127	3,476
2002/03	0,072	0,171	2,328	2,201	4,329	0,930	0,148	0,575	0,094	0,093	0,081	0,113	11,134
2003/04	0,072	0,733	1,215	3,065	3,155	2,898	1,688	0,742	0,101	0,129	0,067	0,061	13,927
2004/05	0,004	0,721	2,046	2,388	3,573	3,421	1,336	0,541	0,157	0,018	0,010	0,037	14,254
2005/06	0,066	0,644	1,850	1,426	0,968	2,993	0,302	0,185	0,161	0,016	0,011	0,009	8,632

9112. A.Omecillo

1940/2005
(hm³)

Serie completa

	Oct	Nov	Dic	Ene	Feb	Mar	Abr	May	Jun	Jul	Ago	Sep	Total
Máximo	2,576	4,822	8,703	4,758	4,329	3,804	4,986	3,102	1,441	1,188	1,771	1,525	24,836
Mínimo	0,004	0,120	0,040	0,253	0,179	0,146	0,095	0,056	0,021	0,016	0,010	0,009	3,476
Media	0,477	0,865	1,711	1,905	1,627	1,834	1,356	0,925	0,458	0,374	0,276	0,350	12,157

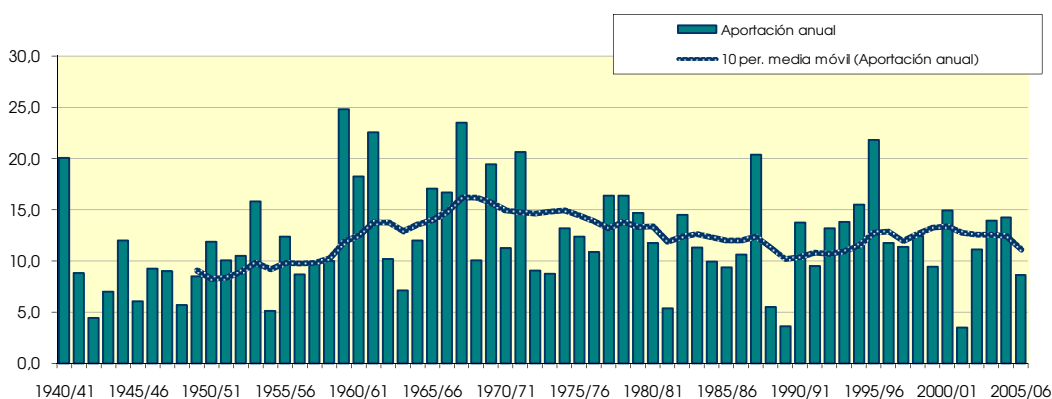
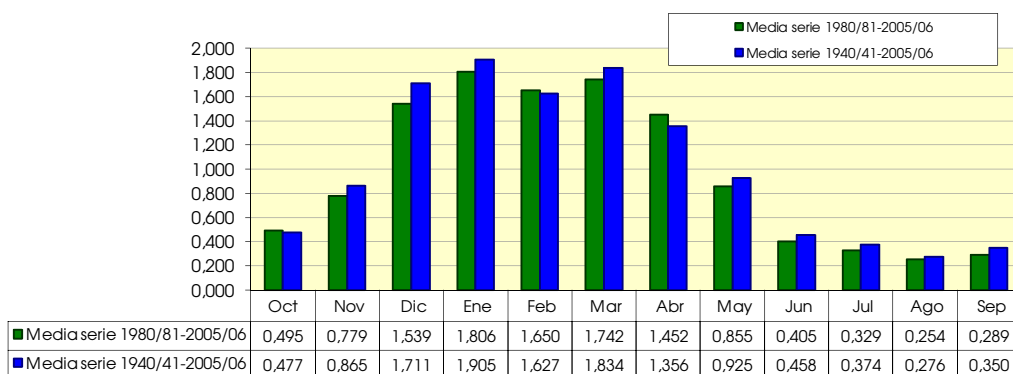
Percentil 1%	0,030	0,125	0,120	0,263	0,183	0,163	0,114	0,140	0,045	0,017	0,010	0,016	3,585
Percentil 5%	0,067	0,148	0,246	0,379	0,260	0,391	0,316	0,246	0,106	0,087	0,031	0,035	5,209
Percentil 10%	0,107	0,171	0,343	0,534	0,532	0,530	0,482	0,351	0,151	0,108	0,065	0,063	5,898
Percentil 25%	0,176	0,287	0,632	0,850	0,859	1,181	0,707	0,502	0,255	0,207	0,149	0,172	9,117
Percentil 50%	0,299	0,512	1,282	1,541	1,233	1,764	1,209	0,721	0,370	0,333	0,204	0,284	11,351
Desviación típica	0,498	0,947	1,750	1,259	1,061	0,963	0,847	0,636	0,313	0,250	0,262	0,314	4,883
Coef. variación	1,043	1,095	1,023	0,661	0,652	0,525	0,625	0,687	0,685	0,669	0,949	0,899	0,402

1980/2005
(hm³)

Serie para asignación y reserva

	Oct	Nov	Dic	Ene	Feb	Mar	Abr	May	Jun	Jul	Ago	Sep	Total
Máximo	2,576	2,106	3,783	4,003	4,329	3,484	4,986	3,102	1,366	1,188	1,771	1,520	21,841
Mínimo	0,004	0,120	0,040	0,253	0,179	0,146	0,095	0,056	0,021	0,016	0,010	0,009	3,476
Media	0,495	0,779	1,539	1,806	1,650	1,742	1,452	0,855	0,405	0,329	0,254	0,289	11,597

Percentil 1%	0,014	0,133	0,073	0,269	0,181	0,152	0,102	0,088	0,031	0,016	0,010	0,012	3,518
Percentil 5%	0,049	0,173	0,188	0,371	0,190	0,185	0,130	0,195	0,067	0,026	0,014	0,022	4,077
Percentil 10%	0,064	0,187	0,285	0,544	0,321	0,300	0,225	0,268	0,098	0,067	0,027	0,031	5,435
Percentil 25%	0,102	0,309	0,694	0,829	0,739	0,605	0,576	0,421	0,158	0,114	0,064	0,062	9,481
Percentil 50%	0,259	0,684	1,341	1,618	1,080	1,455	1,333	0,602	0,265	0,272	0,157	0,142	11,570
Desviación típica	0,650	0,583	1,069	1,122	1,221	1,180	1,102	0,718	0,360	0,298	0,385	0,386	4,356
Coef. variación	1,314	0,748	0,695	0,621	0,740	0,677	0,759	0,840	0,889	0,906	1,516	1,336	0,376



9113. Río Omecillo bajo

(hm ²)	Oct	Nov	Dic	Ene	Feb	Mar	Abr	May	Jun	Jul	Ago	Sep	Total
1940/41	11,393	7,776	16,019	24,212	23,996	16,671	9,851	19,640	7,882	4,789	2,622	2,720	147,572
1941/42	1,945	4,156	4,559	17,849	12,273	9,161	14,685	4,852	1,879	1,992	4,121	4,701	82,173
1942/43	3,183	1,804	4,002	8,985	8,766	6,346	3,687	2,291	0,929	0,627	0,497	2,072	43,190
1943/44	1,452	5,828	10,620	5,006	16,976	11,093	5,347	3,094	1,506	1,160	0,869	1,438	64,391
1944/45	11,772	7,590	17,205	38,691	10,919	9,196	3,520	2,303	1,024	0,729	1,761	1,696	106,406
1945/46	1,972	1,994	6,682	4,419	2,656	4,345	9,469	8,210	2,902	1,655	0,998	0,988	46,290
1946/47	0,898	2,252	22,630	11,311	16,137	13,894	4,472	4,253	1,801	1,098	0,744	3,622	83,111
1947/48	2,990	3,348	9,721	23,866	8,091	5,830	5,687	4,618	1,581	0,922	0,710	0,889	68,251
1948/49	1,196	1,242	1,349	3,016	1,941	13,148	5,471	2,905	1,302	0,899	0,554	10,948	43,970
1949/50	4,164	5,085	9,498	8,202	10,648	9,712	9,737	7,007	2,465	1,488	1,288	1,199	70,492
1950/51	2,121	1,895	20,958	19,467	15,221	20,137	7,989	10,494	4,714	2,905	1,542	1,659	109,102
1951/52	5,053	4,972	8,963	18,014	13,741	22,943	13,230	5,978	2,224	2,904	1,989	1,676	101,687
1952/53	3,887	6,013	15,347	17,999	17,111	10,778	7,209	3,801	3,626	2,562	1,227	2,433	91,993
1953/54	8,753	4,369	7,078	28,534	27,619	25,107	11,613	7,899	3,323	2,136	1,735	1,749	129,915
1954/55	1,040	1,995	2,235	8,843	10,320	10,215	3,649	1,863	1,465	1,433	0,938	1,134	45,127
1955/56	3,398	2,770	7,384	12,550	5,109	18,171	16,524	11,941	4,562	2,956	1,949	2,092	89,407
1956/57	4,305	19,092	9,154	7,588	5,848	6,613	4,552	4,831	5,257	3,278	1,512	1,492	73,522
1957/58	1,105	7,980	10,992	14,959	10,793	19,777	12,258	5,347	3,281	2,636	1,659	1,660	92,447
1958/59	1,798	6,871	18,752	15,069	5,861	13,447	6,958	6,694	3,332	2,647	2,429	4,638	88,497
1959/60	12,305	18,177	46,925	34,087	18,262	19,302	6,969	3,331	1,472	1,138	1,003	1,589	164,560
1960/61	6,669	8,200	38,745	36,311	11,818	6,343	6,185	4,650	2,082	1,457	0,945	1,734	125,139
1961/62	7,140	33,910	16,012	22,781	30,398	26,855	13,589	10,855	4,002	2,456	1,352	1,367	170,717
1962/63	2,755	7,296	10,940	12,985	11,356	22,472	7,426	3,188	1,841	1,604	1,768	9,601	93,232
1963/64	3,727	6,377	7,920	5,163	9,638	14,529	10,012	4,462	1,584	1,064	0,822	1,026	66,324
1964/65	3,791	5,586	15,260	22,903	12,810	19,650	12,635	5,401	1,957	1,258	0,969	3,403	105,625
1965/66	5,617	12,954	24,161	15,493	24,055	17,724	8,648	6,881	6,277	4,178	1,977	1,678	129,643
1966/67	13,875	33,870	22,072	18,117	8,580	9,679	6,216	7,359	2,896	2,271	1,627	1,894	128,456
1967/68	3,322	23,618	39,256	22,636	20,360	20,893	11,101	9,229	4,300	3,103	2,319	2,205	162,341
1968/69	1,135	2,103	11,448	9,174	12,666	22,239	19,333	11,796	4,669	2,769	1,476	8,617	107,424
1969/70	3,943	5,290	38,648	32,048	20,012	15,553	6,261	3,859	3,296	2,252	3,330	2,997	137,489
1970/71	2,432	2,741	6,173	7,278	5,092	13,756	9,041	12,422	5,123	3,484	1,975	1,757	71,273
1971/72	1,004	12,876	11,227	20,406	21,515	15,585	8,049	8,229	4,815	3,010	2,078	3,701	112,495
1972/73	3,159	2,229	3,451	7,272	13,237	8,675	4,714	3,538	1,742	1,246	1,560	2,168	52,990
1973/74	1,515	1,456	3,868	4,925	11,378	20,246	8,497	4,077	1,593	1,101	0,855	0,895	60,406
1974/75	7,140	7,286	4,600	8,118	4,464	12,996	12,050	9,609	3,632	2,130	1,255	2,140	75,420
1975/76	2,314	14,238	11,784	11,183	7,099	10,519	15,123	4,949	1,837	1,491	1,786	2,190	84,513
1976/77	1,663	2,831	7,196	6,725	4,756	6,217	5,081	14,725	9,671	8,263	3,979	2,802	73,909
1977/78	3,285	2,324	7,121	27,218	13,058	14,117	19,060	11,255	5,235	3,272	1,626	1,500	109,072
1978/79	2,631	4,713	5,382	25,907	23,499	25,241	15,250	6,846	2,620	1,862	1,120	2,407	117,480
1979/80	9,413	15,045	15,946	11,948	5,443	15,545	8,860	10,170	5,072	3,517	1,943	1,664	104,565
1980/81	4,464	2,990	18,770	21,550	4,900	3,760	13,069	5,868	2,122	1,451	0,650	0,610	80,204
1981/82	0,770	0,620	4,660	5,930	7,850	8,180	2,990	1,540	1,260	0,630	0,610	0,660	35,700
1982/83	2,310	8,190	29,670	5,530	14,650	11,000	15,170	5,100	1,970	1,170	15,960	3,780	114,500
1983/84	1,480	0,900	5,070	11,560	12,510	19,440	6,480	14,890	6,840	1,560	1,260	0,830	82,820
1984/85	3,930	13,960	7,500	18,090	5,420	3,980	0,510	3,880	1,110	3,150	1,050	0,610	63,190
1985/86	0,400	4,900	2,860	10,860	19,020	8,900	10,850	6,360	2,110	0,690	0,230	1,460	68,640
1986/87	1,270	1,520	5,300	13,400	16,570	8,870	9,870	2,740	1,089	1,483	0,360	0,942	63,414
1987/88	1,270	9,470	9,110	12,890	12,680	22,180	31,200	10,380	7,990	8,020	3,710	1,710	130,610
1988/89	1,110	1,210	2,210	2,320	1,970	3,920	13,900	4,260	1,750	0,400	0,130	0,270	33,450
1989/90	0,360	1,790	2,240	4,600	1,900	1,270	13,510	4,540	1,670	0,440	0,100	0,170	32,590
1990/91	0,490	2,710	10,780	7,890	6,860	14,790	19,240	23,960	4,630	1,740	0,620	0,700	94,410
1991/92	2,090	12,510	4,450	3,590	2,300	8,800	10,183	5,063	5,399	2,800	0,890	0,130	58,205
1992/93	16,750	12,060	14,000	2,920	0,890	15,630	6,120	6,290	2,910	0,670	0,830	0,100	79,170
1993/94	8,770	4,550	17,590	19,900	6,390	4,310	5,910	1,560	1,290	2,040	2,280	7,790	82,380
1994/95	7,470	8,320	6,550	34,100	20,870	22,850	3,140	2,750	2,520	2,390	0,910	7,360	119,230
1995/96	10,360	7,840	9,460	17,800	24,880	26,970	15,120	8,450	7,220	5,990	6,500	5,210	145,800
1996/97	6,270	14,910	32,210	20,650	5,590	0,840	0,500	0,280	0,870	1,790	1,110	3,440	88,460
1997/98	3,080	2,700	14,030	7,540	5,330	8,230	8,950	8,790	2,000	2,560	0,660	2,540	66,410
1998/99	5,880	3,630	11,060	16,970	20,580	13,630	3,020	2,100	0,320	0,790	0,860	1,480	80,320
1999/00	1,460	10,360	18,140	7,570	2,760	1,360	13,140	2,330	1,480	1,950	0,680	0,830	62,060
2000/01	2,290	16,020	11,040	24,150	16,770	22,530	6,070	1,770	0,570	1,470	0,160	0,850	103,690
2001/02	1,110	9,040	0,410	4,300	4,870	2,460	3,870	5,080	0,180	0,290	0,840	1,320	33,770
2002/03	0,770	1,820	17,970	14,160	33,230	5,940	1,070	4,590	0,880	0,660	0,520	0,680	82,290
2003/04	0,770	8,284	10,125	21,966	18,390	24,243	13,640	5,350	0,620	0,670	0,630	0,580	105,269
2004/05	0,050	11,370	18,046	20,979	30,210	24,370	10,730	5,040	1,380	0,120	0,050	0,160	122,505
2005/06	0,500	6,880	14,520	13,043	8,380	19,220	2,140	1,080	1,100	0,100	0,050	0,040	67,053

9113. Río Omecillo bajo

1940/2005
(hm³)

Serie completa

	Oct	Nov	Dic	Ene	Feb	Mar	Abr	May	Jun	Jul	Ago	Sep	Total
Máximo	16,750	33,910	46,925	38,691	33,230	26,970	31,200	23,960	9,671	8,263	15,960	10,948	170,717
Mínimo	0.050	0.620	0.410	2.320	0.890	0.840	0.500	0.280	0.180	0.100	0.050	0.040	32,590
Media	3,890	7,556	12,864	15,084	12,414	13,521	9,249	6,347	2,910	2,072	1,615	2,279	89,799

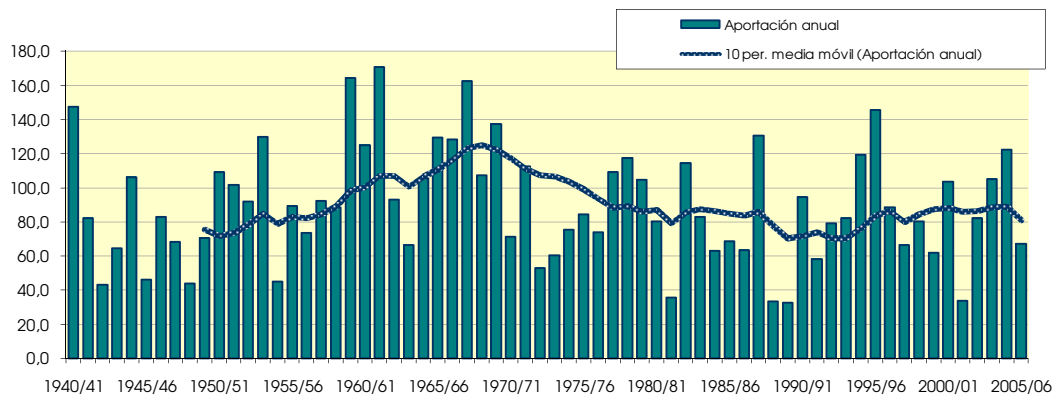
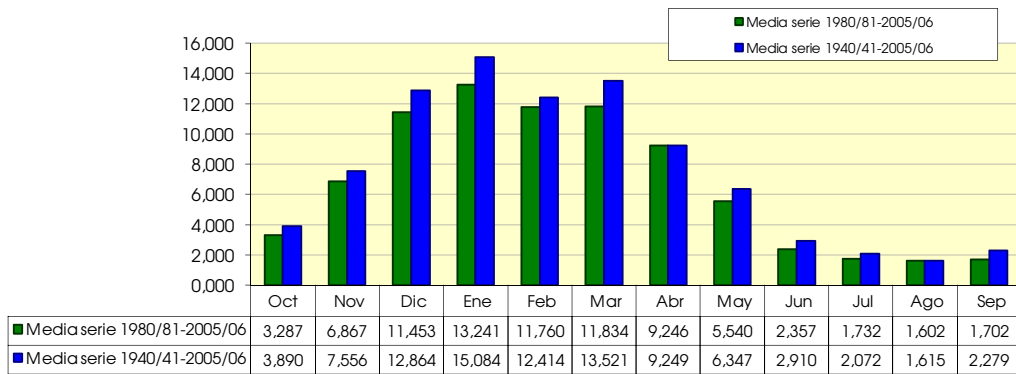
Percentil 1%	0,252	0,802	1,021	2,710	1,547	1,120	0,507	0,800	0,271	0,113	0,050	0,079	33,149
Percentil 5%	0,493	1,296	2,236	3,768	2,053	2,785	2,353	1,613	0,683	0,410	0,138	0,163	37,573
Percentil 10%	0,770	1,797	3,659	4,762	3,612	4,145	3,330	2,196	0,976	0,645	0,429	0,595	45,709
Percentil 25%	1,270	2,703	6,267	7,574	5,654	8,341	5,525	3,604	1,474	1,099	0,718	0,907	66,571
Percentil 50%	2,693	5,707	10,700	13,221	11,367	13,539	8,754	5,072	2,096	1,698	1,115	1,670	83,812
Desviación típica	3,641	6,894	9,846	9,016	7,839	7,172	5,397	4,332	2,065	1,570	2,099	2,236	33,112
Coef. variación	0,936	0,912	0,765	0,598	0,631	0,530	0,584	0,683	0,710	0,758	1,300	0,981	0,369

1980/2005
(hm³)

Serie para asignación y reserva

	Oct	Nov	Dic	Ene	Feb	Mar	Abr	May	Jun	Jul	Ago	Sep	Total
Máximo	16,750	16,020	32,210	34,100	33,230	26,970	31,200	23,960	7,990	8,020	15,960	7,790	145,800
Mínimo	0.050	0.620	0.410	2.320	0.890	0.840	0.500	0.280	0.180	0.100	0.050	0.040	32,590
Media	3,287	6,867	11,453	13,241	11,760	11,834	9,246	5,540	2,357	1,732	1,602	1,702	80,621

Percentil 1%	0,128	0,690	0,860	2,470	1,143	0,948	0,503	0,480	0,215	0,105	0,050	0,055	32,805
Percentil 5%	0,370	0,978	2,218	3,088	1,918	1,293	0,650	1,195	0,383	0,163	0,063	0,108	33,530
Percentil 10%	0,445	1,365	2,550	3,945	2,135	1,910	1,605	1,550	0,595	0,345	0,115	0,145	34,735
Percentil 25%	0,770	2,703	5,128	6,333	5,008	4,063	3,323	2,433	1,092	0,663	0,400	0,588	63,246
Percentil 50%	1,470	7,360	10,453	12,966	8,115	8,885	9,410	4,815	1,575	1,461	0,670	0,830	80,262
Desviación típica	3,929	4,751	7,997	8,015	9,087	8,453	6,926	4,936	2,189	1,789	3,224	2,134	30,506
Coef. variación	1,195	0,692	0,698	0,605	0,773	0,714	0,749	0,891	0,929	1,033	2,013	1,254	0,378



9118. Río Jereca aguas arriba de río Nabon

(hm ²)	Oct	Nov	Dic	Ene	Feb	Mar	Abr	May	Jun	Jul	Ago	Sep	Total
1940/41	2,464	2,791	7,679	9,619	9,201	5,224	4,264	7,154	4,299	0,627	0,327	0,188	53,836
1941/42	0,511	1,326	2,414	12,605	7,134	3,194	5,593	1,852	0,629	0,180	0,421	0,469	36,327
1942/43	0,646	0,434	0,716	2,125	3,200	1,515	0,902	1,152	0,406	0,072	0,077	0,210	11,454
1943/44	0,423	4,625	5,273	2,066	6,174	3,449	1,924	0,866	0,436	0,116	0,104	0,128	25,584
1944/45	7,084	5,182	9,274	16,397	4,617	2,172	1,184	0,712	0,359	0,080	0,336	0,185	47,582
1945/46	0,436	0,619	1,822	1,571	0,821	0,877	2,856	2,749	1,314	0,181	0,105	0,072	13,421
1946/47	0,155	1,106	12,157	6,526	6,450	4,080	1,644	1,598	0,860	0,134	0,116	0,611	35,437
1947/48	0,915	1,312	5,578	9,627	3,247	1,212	2,300	1,672	0,692	0,096	0,083	0,078	26,814
1948/49	0,329	0,422	0,395	1,197	0,660	3,495	2,737	1,112	0,548	0,115	0,078	0,726	11,816
1949/50	0,979	1,202	3,319	3,216	3,190	3,451	4,598	2,520	0,866	0,121	0,084	0,057	23,603
1950/51	0,809	0,567	17,757	12,018	6,727	6,005	3,388	4,336	2,687	0,529	0,180	0,141	55,145
1951/52	2,084	1,738	3,620	12,211	6,961	5,804	6,000	1,787	0,555	0,339	0,200	0,099	41,398
1952/53	0,663	2,030	6,772	10,730	7,264	3,014	3,332	1,342	3,125	0,499	0,152	0,204	39,127
1953/54	4,220	2,033	2,475	10,494	11,900	6,816	5,879	3,753	1,751	0,244	0,318	0,156	50,038
1954/55	0,188	0,534	0,656	3,119	3,137	2,406	0,911	0,265	0,255	0,106	0,078	0,079	11,733
1955/56	1,432	0,838	1,249	3,855	2,018	2,939	6,630	3,728	1,498	0,230	0,140	0,100	24,659
1956/57	1,271	10,063	3,540	1,299	0,801	0,976	1,920	1,531	2,451	0,451	0,136	0,085	24,524
1957/58	0,163	2,380	4,113	7,396	4,185	6,387	5,358	1,907	1,466	0,245	0,145	0,088	33,833
1958/59	0,311	5,233	10,362	7,503	1,651	3,790	3,084	2,157	1,465	0,234	0,138	0,389	36,318
1959/60	4,562	8,825	24,006	18,553	6,416	5,236	2,686	0,984	0,373	0,093	0,087	0,099	71,921
1960/61	2,663	3,618	21,542	17,517	4,219	1,159	2,228	1,845	0,820	0,149	0,099	0,123	55,983
1961/62	1,726	16,881	6,179	8,355	11,825	7,029	4,970	3,667	1,416	0,176	0,110	0,090	62,424
1962/63	0,622	4,204	7,117	5,108	5,250	6,724	3,557	0,947	0,522	0,138	0,208	0,963	35,361
1963/64	1,183	2,222	3,201	1,715	2,262	4,306	4,576	1,420	0,378	0,084	0,072	0,067	21,484
1964/65	1,138	1,832	7,405	10,886	4,362	4,867	5,817	1,958	0,560	0,093	0,073	0,324	39,315
1965/66	1,340	3,055	7,326	2,328	2,828	4,449	1,078	1,483	5,554	0,289	0,051	0,025	29,807
1966/67	3,185	12,656	7,105	4,179	0,708	0,701	2,119	1,714	0,441	0,115	0,052	0,046	33,021
1967/68	0,047	4,820	13,498	15,436	3,221	4,437	2,730	1,203	0,600	0,107	0,059	0,036	46,194
1968/69	0,027	0,035	2,107	1,599	2,669	2,846	5,412	1,984	0,508	0,089	0,037	0,836	18,150
1969/70	0,152	0,541	17,653	6,496	4,650	7,336	1,690	1,090	0,357	0,078	0,404	0,055	40,504
1970/71	0,927	1,161	2,471	2,569	2,227	8,879	2,869	7,531	2,342	0,560	0,107	0,047	31,691
1971/72	0,087	10,260	11,371	6,360	8,692	2,554	3,798	7,249	4,175	0,470	0,126	0,743	55,886
1972/73	1,311	0,244	1,347	3,815	15,615	2,659	3,900	1,081	2,795	0,151	0,460	0,093	33,472
1973/74	1,851	1,346	8,300	2,696	10,791	9,611	3,643	0,953	0,222	0,059	0,148	0,101	39,721
1974/75	8,455	8,489	1,892	4,421	1,576	6,333	10,704	3,018	1,173	0,147	0,052	0,215	46,474
1975/76	0,799	8,855	6,259	4,855	3,370	3,140	8,374	2,424	0,729	0,162	0,178	0,197	39,343
1976/77	0,516	2,024	1,832	2,068	1,590	1,058	6,761	9,140	14,162	2,782	0,568	0,086	42,587
1977/78	0,135	0,562	2,111	12,645	16,702	3,385	5,936	7,955	1,169	0,323	0,059	0,045	51,027
1978/79	1,202	1,411	2,405	14,306	9,197	3,074	11,460	1,747	0,657	0,153	0,080	0,944	46,636
1979/80	3,886	20,407	6,759	10,768	0,770	4,250	8,977	6,235	2,056	0,319	0,076	0,046	64,550
1980/81	1,731	2,469	9,635	13,139	3,541	2,209	3,855	1,431	0,268	0,098	0,044	0,047	38,467
1981/82	0,284	0,072	2,776	2,876	3,837	3,610	0,632	0,180	0,507	0,050	0,037	0,083	14,947
1982/83	2,005	4,370	10,516	2,165	4,244	4,735	4,579	1,146	0,197	0,076	3,541	0,943	38,517
1983/84	0,102	0,054	1,258	5,187	3,205	5,510	1,611	4,548	1,895	0,213	0,046	0,300	23,929
1984/85	1,694	2,721	2,854	5,877	1,800	4,856	1,782	3,388	0,909	0,961	0,092	0,041	26,975
1985/86	0,030	1,452	0,883	4,952	7,782	2,848	3,606	1,245	0,193	0,045	0,038	0,114	23,188
1986/87	0,263	0,275	3,350	5,187	7,687	3,412	3,053	0,424	0,375	0,096	0,051	0,032	24,203
1987/88	0,463	5,091	3,386	3,377	3,328	9,428	9,684	2,773	2,337	2,444	0,729	0,247	43,289
1988/89	0,101	0,044	1,825	0,952	0,895	1,894	5,777	2,557	0,747	0,110	0,084	0,084	15,070
1989/90	0,026	0,524	0,249	1,101	0,288	0,239	6,405	0,978	0,184	0,035	0,015	0,013	10,056
1990/91	0,516	2,107	3,524	4,963	3,567	6,511	7,154	7,145	2,703	0,254	0,107	0,188	38,739
1991/92	0,614	5,269	2,189	1,144	0,498	5,184	4,796	2,129	2,756	0,529	0,208	0,184	25,500
1992/93	8,508	4,986	5,871	2,897	3,994	3,323	5,247	2,623	2,125	0,308	0,214	0,281	40,379
1993/94	1,606	1,673	6,102	8,248	3,844	1,698	2,962	2,000	0,892	0,190	0,123	0,140	29,477
1994/95	0,750	1,023	3,098	7,686	7,195	5,054	2,323	0,945	0,392	0,121	0,106	0,076	28,771
1995/96	0,134	0,618	1,715	2,435	9,422	4,314	2,458	0,937	0,607	0,165	0,147	0,234	23,185
1996/97	0,656	6,009	11,411	10,224	3,106	0,952	0,482	2,115	1,184	0,512	0,448	0,218	37,316
1997/98	0,365	2,906	6,255	4,741	2,313	2,683	7,557	3,055	1,034	0,132	0,079	0,304	31,424
1998/99	2,598	4,232	3,228	6,204	7,497	4,841	2,893	2,418	0,812	0,134	0,084	0,117	35,058
1999/00	0,353	3,785	6,399	3,887	2,581	2,829	4,797	2,266	0,731	0,123	0,087	0,067	27,905
2000/01	1,514	4,108	3,915	10,283	4,708	4,915	3,575	0,981	0,288	0,115	0,098	0,072	34,572
2001/02	0,176	2,284	1,235	0,688	0,999	0,828	1,790	1,988	0,916	0,114	0,153	0,118	11,289
2002/03	0,523	1,124	6,942	7,796	6,272	2,262	1,532	1,235	0,822	0,140	0,081	0,066	28,796
2003/04	1,329	1,856	3,182	5,066	1,394	7,285	2,888	0,863	0,108	0,053	0,026	0,038	24,088
2004/05	0,459	2,534	4,609	5,460	7,446	4,610	7,807	4,139	0,213	0,052	0,027	0,036	37,392
2005/06	0,143	3,367	5,815	4,393	3,061	5,190	1,046	0,561	0,197	0,066	0,033	0,025	23,897

9118. Río Jereca aguas arriba de río Nabon

1940/2005
(hm³)

Serie completa

	Oct	Nov	Dic	Ene	Feb	Mar	Abr	May	Jun	Jul	Ago	Sep	Total
Máximo	8,508	20,407	24,006	18,553	16,702	9,611	11,460	9,140	14,162	2,782	3,541	0,963	71,921
Mínimo	0,026	0,035	0,249	0,688	0,288	0,239	0,482	0,180	0,108	0,035	0,015	0,013	10,056
Media	1,331	3,376	5,656	6,382	4,739	3,971	4,062	2,453	1,365	0,277	0,197	0,202	34,010

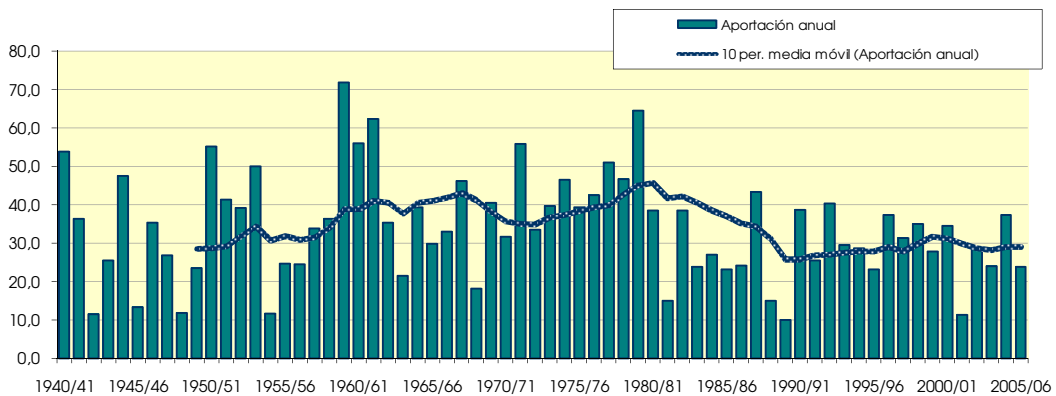
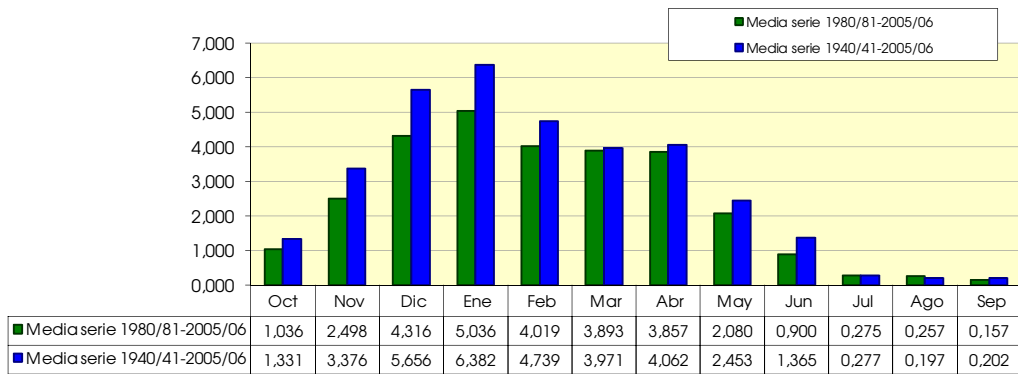
Percentil 1%	0,026	0,041	0,344	0,859	0,424	0,539	0,580	0,235	0,157	0,042	0,022	0,021	10,858
Percentil 5%	0,057	0,115	0,757	1,157	0,724	0,896	0,945	0,599	0,197	0,053	0,034	0,033	11,754
Percentil 10%	0,118	0,428	1,254	1,585	0,858	1,108	1,358	0,901	0,238	0,069	0,041	0,040	15,008
Percentil 25%	0,291	1,044	2,243	2,741	2,274	2,580	2,246	1,121	0,413	0,097	0,074	0,067	24,283
Percentil 50%	0,659	2,070	3,768	5,087	3,702	3,553	3,566	1,848	0,780	0,139	0,102	0,101	34,203
Desviación típica	1,792	3,879	4,939	4,506	3,531	2,155	2,485	2,017	1,942	0,451	0,440	0,238	13,663
Coef. variación	1,347	1,149	0,873	0,706	0,745	0,543	0,612	0,822	1,423	1,629	2,229	1,180	0,402

1980/2005
(hm³)

Serie para asignación y reserva

	Oct	Nov	Dic	Ene	Feb	Mar	Abr	May	Jun	Jul	Ago	Sep	Total
Máximo	8,508	6,009	11,411	13,139	9,422	9,428	9,684	7,145	2,756	2,444	3,541	0,943	43,289
Mínimo	0,026	0,044	0,249	0,688	0,288	0,239	0,482	0,180	0,108	0,035	0,015	0,013	10,056
Media	1,036	2,498	4,316	5,036	4,019	3,893	3,857	2,080	0,900	0,275	0,257	0,157	28,324

Percentil 1%	0,027	0,046	0,407	0,754	0,340	0,386	0,519	0,241	0,127	0,038	0,018	0,016	10,364
Percentil 5%	0,048	0,059	0,971	0,989	0,597	0,859	0,736	0,458	0,186	0,046	0,026	0,027	12,204
Percentil 10%	0,101	0,173	1,247	1,122	0,947	1,325	1,289	0,712	0,195	0,051	0,030	0,034	15,008
Percentil 25%	0,198	1,048	2,336	2,882	2,380	2,368	1,923	0,979	0,273	0,081	0,044	0,052	23,905
Percentil 50%	0,490	2,377	3,368	4,957	3,554	3,962	3,314	1,994	0,739	0,122	0,085	0,099	28,338
Desviación típica	1,680	1,804	2,937	3,114	2,543	2,103	2,408	1,519	0,802	0,486	0,686	0,184	9,074
Coef. variación	1,621	0,722	0,681	0,618	0,633	0,540	0,624	0,730	0,891	1,771	2,666	1,178	0,320



9119. Embalse de San Lorenzo (Río Nabón)

(hm ²)	Oct	Nov	Dic	Ene	Feb	Mar	Abr	May	Jun	Jul	Ago	Sep	Total
1940/41	3.809	3.796	10.608	13.455	11.592	6.272	5.335	11.414	5.316	0.738	0.344	0.245	72.923
1941/42	0.617	1.719	2.509	14.280	8.456	3.819	7.589	2.123	0.718	0.231	0.579	0.601	43.242
1942/43	0.819	0.542	0.950	3.064	3.892	1.908	1.262	1.407	0.475	0.085	0.088	0.289	14.781
1943/44	0.501	5.483	7.089	2.481	7.940	4.416	2.526	1.023	0.533	0.139	0.137	0.166	32.433
1944/45	9.145	6.084	12.849	23.225	5.462	2.871	1.430	0.797	0.429	0.096	0.482	0.218	63.087
1945/46	0.644	0.802	2.252	1.925	1.054	1.254	4.414	4.004	1.539	0.218	0.126	0.085	18.315
1946/47	0.201	1.615	17.069	7.502	8.415	5.119	1.948	2.245	0.964	0.159	0.133	0.856	46.227
1947/48	1.127	1.649	6.116	11.618	4.069	1.729	3.365	2.005	0.803	0.115	0.100	0.091	32.789
1948/49	0.426	0.534	0.457	1.345	0.786	3.891	3.115	1.289	0.620	0.136	0.090	1.587	14.277
1949/50	1.180	2.066	5.298	4.544	4.883	3.983	6.298	3.944	1.040	0.150	0.150	0.073	33.611
1950/51	1.136	0.726	25.307	15.102	8.741	7.590	4.194	6.538	3.228	0.489	0.212	0.170	73.434
1951/52	2.969	2.659	5.535	15.241	8.624	8.614	7.380	2.146	0.710	0.402	0.251	0.122	54.654
1952/53	1.164	3.077	10.525	14.331	9.108	3.550	4.020	1.538	2.983	0.566	0.186	0.347	51.394
1953/54	5.164	2.358	4.458	15.423	14.630	9.016	7.063	4.220	1.953	0.288	0.361	0.182	65.115
1954/55	0.226	0.855	0.755	3.659	3.597	3.087	1.128	0.342	0.412	0.142	0.097	0.104	14.406
1955/56	1.587	1.054	1.785	5.289	3.026	4.278	7.950	4.985	1.924	0.293	0.183	0.130	32.484
1956/57	1.829	14.603	4.073	2.430	1.498	1.614	2.724	2.310	3.411	0.534	0.167	0.114	35.307
1957/58	0.221	4.374	7.731	8.548	4.655	6.329	5.231	1.919	1.269	0.278	0.158	0.108	40.822
1958/59	0.431	5.028	10.968	9.218	1.921	4.489	3.521	2.232	1.758	0.282	0.194	0.333	40.375
1959/60	4.197	7.670	23.169	19.447	7.654	6.335	2.929	1.010	0.428	0.110	0.112	0.119	73.179
1960/61	2.496	3.670	18.945	23.488	4.856	1.360	2.684	2.094	0.910	0.175	0.118	0.168	60.963
1961/62	2.575	18.605	7.134	11.419	14.383	8.849	6.482	4.732	1.805	0.225	0.134	0.104	76.447
1962/63	0.724	3.901	7.232	5.451	5.435	7.542	3.927	1.054	0.603	0.163	0.296	1.373	37.702
1963/64	1.377	2.569	2.959	1.817	2.987	4.926	5.754	1.648	0.475	0.105	0.107	0.086	24.809
1964/65	1.305	2.225	7.716	11.828	5.560	5.474	7.059	2.260	0.676	0.116	0.099	0.466	44.784
1965/66	1.857	4.010	9.004	2.756	4.045	5.348	1.396	1.869	6.253	0.334	0.063	0.030	36.965
1966/67	4.195	16.326	9.093	5.156	0.930	0.945	2.661	2.481	0.540	0.157	0.072	0.058	42.613
1967/68	0.067	6.958	15.421	18.856	4.702	5.609	3.769	1.862	0.886	0.144	0.085	0.046	58.405
1968/69	0.033	0.046	2.445	2.118	3.742	3.717	7.487	2.897	0.647	0.114	0.048	1.173	24.468
1969/70	0.184	0.791	20.908	8.920	5.844	9.488	1.902	1.394	0.400	0.099	0.605	0.075	50.610
1970/71	1.186	1.471	3.225	3.305	2.820	10.523	3.154	10.793	2.898	0.601	0.123	0.056	40.156
1971/72	0.134	14.111	13.700	8.175	10.729	3.101	4.432	9.164	4.515	0.525	0.213	1.165	69.963
1972/73	1.640	0.328	1.808	4.922	19.202	3.220	4.984	1.487	2.896	0.173	0.502	0.139	41.300
1973/74	1.643	1.226	6.633	2.770	9.621	10.139	3.470	1.111	0.239	0.071	0.206	0.113	37.241
1974/75	8.051	9.693	2.077	3.978	2.190	6.315	12.264	3.835	1.340	0.171	0.059	0.294	50.267
1975/76	1.168	10.197	6.995	7.195	3.506	4.646	10.779	2.737	0.805	0.193	0.215	0.225	48.663
1976/77	0.537	2.084	2.168	2.227	1.927	1.127	7.978	14.955	17.471	3.368	0.658	0.102	54.601
1977/78	0.162	0.703	2.325	16.119	19.167	4.024	8.262	10.888	1.438	0.385	0.072	0.051	63.595
1978/79	2.167	1.891	3.420	20.050	13.778	3.652	13.742	2.172	0.776	0.204	0.094	1.432	63.378
1979/80	6.626	26.378	7.093	10.415	0.897	6.094	11.471	9.415	3.481	0.390	0.097	0.055	82.412
1980/81	2.155	2.815	16.666	17.097	4.255	3.016	5.271	1.758	0.325	0.118	0.054	0.062	53.594
1981/82	0.410	0.082	5.769	5.061	5.768	4.328	0.717	0.200	0.539	0.059	0.043	0.121	23.098
1982/83	2.729	6.366	14.136	2.399	5.332	5.862	4.975	1.311	0.229	0.092	6.010	1.095	50.535
1983/84	0.124	0.065	1.605	6.197	3.881	7.570	1.860	6.392	2.207	0.248	0.064	0.389	30.602
1984/85	2.444	4.039	4.013	9.612	2.350	6.080	2.183	4.585	1.039	1.167	0.110	0.049	37.671
1985/86	0.036	2.001	1.180	5.940	9.185	3.218	4.950	1.476	0.222	0.052	0.042	0.126	28.429
1986/87	0.317	0.343	3.785	6.369	9.017	3.788	3.710	0.488	0.352	0.118	0.062	0.038	28.384
1987/88	0.628	6.303	3.987	4.091	3.927	9.868	12.512	2.819	2.553	2.752	0.884	0.312	50.636
1988/89	0.116	0.048	1.640	1.134	1.205	2.361	8.106	3.167	0.864	0.132	0.107	0.107	18.987
1989/90	0.031	0.782	0.323	1.665	0.380	0.361	9.161	1.221	0.219	0.042	0.018	0.019	14.222
1990/91	0.786	3.090	5.767	6.777	4.577	7.686	9.850	11.158	3.028	0.298	0.126	0.288	53.429
1991/92	0.858	6.852	2.486	1.671	0.699	6.085	6.479	2.780	3.542	0.603	0.284	0.230	32.568
1992/93	11.330	6.006	8.214	3.665	5.299	4.298	5.627	3.374	2.507	0.362	0.344	0.375	51.399
1993/94	2.160	2.220	9.503	11.391	5.258	2.233	4.525	2.819	1.180	0.234	0.145	0.175	41.842
1994/95	1.156	1.489	5.041	10.857	9.470	6.362	2.886	1.204	0.469	0.159	0.130	0.090	39.313
1995/96	0.162	0.971	2.567	3.691	11.473	5.336	3.463	1.193	0.711	0.202	0.223	0.301	30.293
1996/97	0.932	8.113	17.850	14.238	3.879	1.361	0.606	2.494	1.311	0.735	0.515	0.270	52.306
1997/98	0.464	3.141	7.491	5.502	3.004	3.429	8.264	3.660	1.087	0.161	0.094	0.361	36.658
1998/99	2.840	5.244	3.993	8.094	10.279	6.054	3.616	2.398	0.952	0.162	0.109	0.170	43.912
1999/00	0.516	4.886	8.159	5.026	3.040	3.269	6.502	2.721	0.792	0.147	0.112	0.079	35.248
2000/01	2.273	5.995	5.258	13.383	5.875	6.054	4.424	1.141	0.335	0.149	0.114	0.081	45.083
2001/02	0.296	3.749	1.519	1.100	1.453	1.170	3.134	3.104	1.152	0.151	0.357	0.176	17.360
2002/03	0.898	1.338	6.743	10.405	8.386	2.865	2.238	1.895	1.229	0.183	0.106	0.084	36.369
2003/04	2.166	2.830	4.291	6.846	1.926	9.286	4.288	1.085	0.138	0.067	0.040	0.055	33.018
2004/05	0.712	3.597	6.253	8.078	10.144	5.883	10.438	6.484	0.276	0.069	0.034	0.044	52.013
2005/06	0.222	4.542	6.835	5.665	3.911	6.206	1.377	0.681	0.305	0.082	0.040	0.031	29.899

9119. Embalse de San Lorenzo (Río Nabón)

1940/2005
(hm³)

Serie completa

	Oct	Nov	Dic	Ene	Feb	Mar	Abr	May	Jun	Jul	Ago	Sep	Total
Máximo	11,330	26,378	25,307	23,488	19,202	10,523	13,742	14,955	17,471	3,368	6,010	1,587	82,412
Mínimo	0,031	0,046	0,323	1,100	0,380	0,361	0,606	0,200	0,138	0,042	0,018	0,019	14,222
Media	1,701	4,254	7,044	8,167	5,914	4,853	5,125	3,302	1,623	0,329	0,275	0,277	42,865

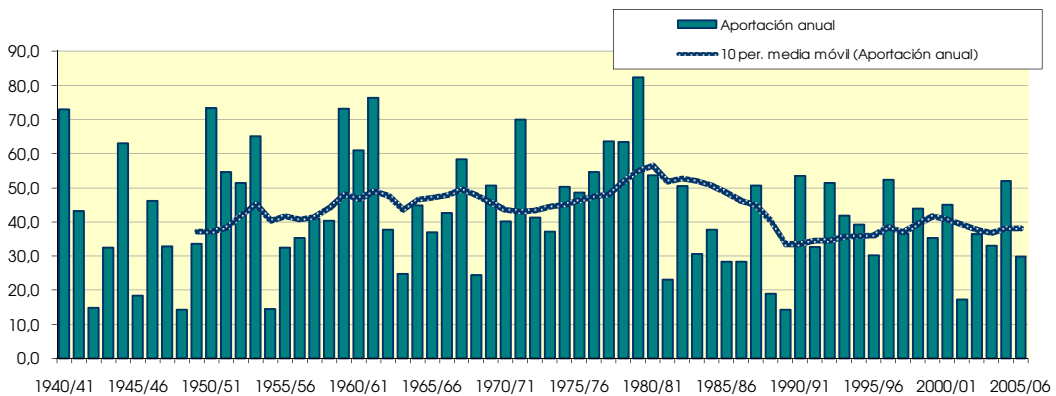
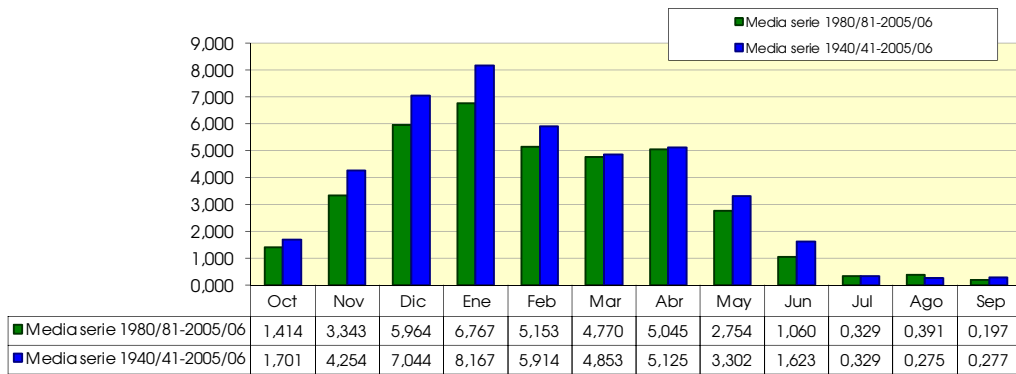
Percentil 1%	0,032	0,047	0,410	1,122	0,587	0,740	0,678	0,293	0,191	0,049	0,028	0,026	14,258
Percentil 5%	0,079	0,144	1,007	1,666	0,905	1,191	1,291	0,710	0,231	0,067	0,041	0,039	15,425
Percentil 10%	0,148	0,538	1,622	2,021	1,329	1,488	1,645	1,039	0,315	0,084	0,051	0,050	21,042
Percentil 25%	0,414	1,254	2,524	3,660	3,009	3,130	2,897	1,398	0,490	0,118	0,091	0,082	32,505
Percentil 50%	1,030	2,823	5,768	6,573	4,779	4,453	4,419	2,239	0,898	0,167	0,124	0,128	41,061
Desviación típica	2,180	4,796	5,735	5,757	4,251	2,504	3,103	3,097	2,360	0,529	0,737	0,361	16,447
Coef. variación	1,281	1,127	0,814	0,705	0,719	0,516	0,605	0,938	1,454	1,609	2,674	1,305	0,384

1980/2005
(hm³)

Serie para asignación y reserva

	Oct	Nov	Dic	Ene	Feb	Mar	Abr	May	Jun	Jul	Ago	Sep	Total
Máximo	11,330	8,113	17,850	17,097	11,473	9,868	12,512	11,158	3,542	2,752	6,010	1,095	53,594
Mínimo	0,031	0,048	0,323	1,100	0,380	0,361	0,606	0,200	0,138	0,042	0,018	0,019	14,222
Media	1,414	3,343	5,964	6,767	5,153	4,770	5,045	2,754	1,060	0,329	0,391	0,197	37,187

Percentil 1%	0,033	0,052	0,537	1,109	0,460	0,563	0,634	0,272	0,158	0,045	0,022	0,022	15,006
Percentil 5%	0,056	0,070	1,264	1,267	0,825	1,218	0,882	0,536	0,220	0,054	0,035	0,033	17,767
Percentil 10%	0,120	0,212	1,562	1,668	1,329	1,797	1,619	0,883	0,225	0,063	0,040	0,041	21,042
Percentil 25%	0,301	1,376	2,871	3,791	3,013	3,066	2,948	1,208	0,328	0,098	0,056	0,067	29,998
Percentil 50%	0,749	3,115	5,150	6,068	4,416	4,832	4,474	2,446	0,828	0,155	0,109	0,123	36,513
Desviación típica	2,220	2,365	4,495	4,197	3,219	2,430	3,119	2,339	0,946	0,554	1,161	0,217	11,779
Coef. variación	1,570	0,708	0,754	0,620	0,625	0,509	0,618	0,849	0,892	1,685	2,970	1,102	0,317



9120. Embalse de Villaluenga (Río Jereca)

(hm ³)	Oct	Nov	Dic	Ene	Feb	Mar	Abr	May	Jun	Jul	Ago	Sep	Total
1940/41	6.847	7.195	20.794	26.037	23.219	12.641	10.760	20.429	10.422	1.477	0.755	0.479	141.054
1941/42	1.264	3.385	5.624	31.635	17.462	7.681	14.747	4.277	1.523	0.457	1.105	1.172	90.331
1942/43	1.604	1.088	1.816	5.712	7.943	3.705	2.372	2.959	0.951	0.174	0.177	0.539	29.038
1943/44	1.008	11.560	13.722	4.854	16.044	8.538	4.928	2.123	1.073	0.288	0.269	0.322	64.730
1944/45	18.604	12.370	24.933	45.254	10.591	5.461	2.827	1.692	0.858	0.196	0.904	0.438	124.129
1945/46	1.188	1.551	4.393	3.748	1.999	2.303	7.958	7.299	3.068	0.439	0.255	0.173	34.374
1946/47	0.394	3.062	32.142	14.986	16.613	9.997	3.858	4.272	1.970	0.323	0.275	1.619	89.511
1947/48	2.188	3.229	12.732	23.436	7.709	3.157	6.249	3.985	1.609	0.235	0.202	0.186	64.917
1948/49	0.826	1.042	0.924	2.773	1.538	8.077	6.288	2.625	1.286	0.276	0.184	2.506	28.344
1949/50	2.356	3.600	9.499	8.648	8.894	8.480	12.277	7.097	2.081	0.307	0.265	0.152	63.655
1950/51	2.235	1.431	49.311	30.369	17.211	15.251	8.370	12.151	6.513	1.138	0.438	0.351	144.768
1951/52	5.810	4.921	10.536	32.316	17.437	16.226	14.981	4.282	1.443	0.856	0.508	0.256	109.573
1952/53	2.057	5.783	19.349	29.476	18.318	7.050	8.319	3.208	7.043	1.135	0.372	0.612	102.722
1953/54	10.799	4.670	7.951	30.425	30.042	17.285	14.458	8.848	4.051	0.583	0.768	0.369	130.248
1954/55	0.462	1.577	1.532	7.732	7.461	6.191	2.263	0.712	0.769	0.289	0.200	0.204	29.392
1955/56	3.431	2.054	3.386	10.586	5.391	8.305	16.609	9.628	3.741	0.591	0.363	0.260	64.346
1956/57	3.438	28.244	8.098	4.192	2.501	2.938	5.544	4.385	6.711	1.068	0.339	0.224	67.681
1957/58	0.431	7.629	13.317	18.773	10.053	15.060	12.183	4.407	3.426	0.602	0.360	0.224	86.465
1958/59	0.859	12.514	25.546	19.581	3.863	9.886	7.584	5.273	3.884	0.593	0.400	0.902	90.885
1959/60	10.981	20.099	56.331	44.329	15.722	13.411	6.354	2.401	0.914	0.233	0.226	0.252	171.254
1960/61	6.035	8.670	48.513	47.856	9.931	2.798	5.826	4.657	2.023	0.367	0.241	0.322	137.237
1961/62	5.153	41.259	14.835	23.641	30.516	17.893	13.072	9.785	3.672	0.460	0.275	0.216	160.776
1962/63	1.640	9.581	17.327	12.584	12.660	16.544	8.289	2.316	1.351	0.358	0.565	2.610	85.825
1963/64	2.751	5.743	7.494	4.262	6.770	11.045	12.139	3.611	0.977	0.214	0.203	0.171	55.380
1964/65	2.856	4.875	18.059	27.259	11.479	12.242	14.657	4.754	1.385	0.237	0.197	0.882	98.880
1965/66	3.832	8.486	19.227	5.939	8.336	11.354	2.960	4.037	14.232	0.695	0.128	0.061	79.287
1966/67	9.152	33.621	18.277	10.971	1.910	1.942	5.759	5.046	1.098	0.341	0.148	0.120	88.385
1967/68	0.140	14.296	33.665	39.087	9.288	11.677	7.647	3.665	1.800	0.299	0.169	0.095	121.828
1968/69	0.067	0.107	5.622	4.604	8.335	7.959	15.309	5.651	1.349	0.230	0.097	2.337	51.666
1969/70	0.371	1.719	45.311	17.933	12.242	18.947	4.164	2.986	0.952	0.202	1.228	0.152	106.207
1970/71	2.335	2.958	6.556	6.614	5.470	21.562	6.779	20.336	5.624	1.336	0.252	0.115	79.938
1971/72	0.241	27.117	27.720	16.213	21.406	6.191	8.982	17.782	9.524	1.062	0.371	2.096	138.705
1972/73	3.263	0.630	3.487	9.486	38.242	6.228	9.685	2.805	6.219	0.351	1.092	0.253	81.741
1973/74	3.884	2.872	16.507	5.922	22.814	21.870	7.890	2.291	0.512	0.147	0.392	0.232	85.334
1974/75	18.461	19.686	4.319	9.766	4.008	14.101	25.695	7.601	2.696	0.346	0.122	0.570	107.372
1975/76	2.147	21.369	14.919	13.480	7.455	8.613	21.387	5.467	1.705	0.394	0.440	0.475	97.851
1976/77	1.140	4.567	4.538	4.869	3.997	2.496	16.218	26.440	35.118	6.738	1.317	0.207	107.646
1977/78	0.362	1.379	5.256	34.063	40.016	8.315	15.792	20.537	2.879	0.778	0.148	0.107	129.632
1978/79	3.604	3.689	6.422	39.196	25.474	7.567	27.946	4.264	1.554	0.395	0.192	2.576	122.880
1979/80	11.549	51.962	15.389	24.187	1.788	11.900	22.516	17.550	6.016	0.800	0.199	0.113	163.970
1980/81	4.260	5.890	28.991	32.712	8.380	5.621	10.152	3.494	0.656	0.244	0.109	0.122	100.629
1981/82	0.753	0.165	9.229	8.399	10.607	8.586	1.431	0.429	1.172	0.119	0.088	0.226	41.205
1982/83	5.135	11.536	26.740	4.804	11.104	11.532	10.733	2.706	0.466	0.189	10.511	2.191	97.646
1983/84	0.254	0.136	3.311	12.899	8.292	14.366	3.885	12.249	4.399	0.499	0.121	0.742	61.152
1984/85	4.476	7.612	7.649	16.904	4.484	12.053	4.352	8.851	2.084	2.417	0.222	0.100	71.204
1985/86	0.073	3.826	2.327	12.338	18.784	6.632	9.675	2.901	0.446	0.106	0.086	0.273	57.467
1986/87	0.639	0.679	8.002	13.312	18.784	7.993	7.409	0.984	0.822	0.235	0.125	0.076	59.058
1987/88	1.233	12.879	7.950	8.832	8.316	21.621	25.034	6.243	5.528	5.839	1.740	0.618	105.835
1988/89	0.236	0.101	3.946	2.263	2.265	4.512	15.856	6.262	1.723	0.267	0.207	0.208	37.845
1989/90	0.062	1.423	0.625	3.036	0.712	0.647	17.328	2.379	0.442	0.087	0.037	0.035	26.812
1990/91	1.422	5.795	10.218	12.976	8.702	15.955	18.779	19.872	6.007	0.598	0.256	0.528	101.109
1991/92	1.622	13.195	4.959	3.070	1.263	12.735	12.245	5.396	7.145	1.215	0.541	0.455	63.840
1992/93	22.721	11.553	15.421	6.871	10.190	8.766	12.175	6.663	5.613	0.728	0.628	0.706	102.034
1993/94	4.276	4.278	17.247	22.390	10.113	4.265	8.370	5.507	2.268	0.464	0.294	0.347	79.819
1994/95	2.123	2.806	9.056	21.266	19.097	13.019	5.694	2.376	0.947	0.312	0.258	0.181	77.134
1995/96	0.319	1.830	4.763	6.859	24.481	10.623	6.912	2.428	1.558	0.405	0.403	0.604	61.185
1996/97	1.733	16.313	33.135	27.533	7.453	2.474	1.186	5.460	2.804	1.461	1.120	0.552	101.223
1997/98	0.930	7.072	15.706	11.241	5.854	7.092	18.852	7.511	2.366	0.330	0.191	0.753	77.897
1998/99	6.242	10.819	8.030	16.555	20.258	12.134	7.274	5.504	1.897	0.329	0.217	0.322	89.581
1999/00	0.967	9.961	16.543	10.103	6.264	6.850	13.212	5.693	1.691	0.306	0.220	0.161	71.971
2000/01	4.499	11.760	10.335	27.889	11.869	12.861	9.133	2.341	0.690	0.298	0.230	0.166	92.072
2001/02	0.529	6.515	3.039	2.005	2.641	2.298	5.991	5.709	2.303	0.307	0.586	0.357	32.279
2002/03	1.633	2.727	14.413	19.804	16.613	5.548	4.383	3.534	2.353	0.377	0.220	0.173	71.777
2003/04	4.004	5.268	8.255	13.174	3.733	19.180	8.189	2.228	0.297	0.140	0.078	0.106	64.653
2004/05	1.328	6.615	11.783	14.491	20.612	12.125	21.470	11.966	0.536	0.142	0.071	0.089	101.229
2005/06	0.408	8.694	13.620	11.452	7.651	12.577	2.720	1.440	0.577	0.167	0.082	0.063	59.453

9120. Embalse de Villaluenga (Río Jerezo)

1940/2005
(hm³)

Serie completa

	Oct	Nov	Dic	Ene	Feb	Mar	Abr	May	Jun	Jul	Ago	Sep	Total
Máximo	22,721	51,962	56,331	47,856	40,016	21,870	27,946	26,440	35,118	6,738	10,511	2,610	171,254
Mínimo	0,062	0,101	0,625	2,005	0,712	0,647	1,186	0,429	0,297	0,087	0,037	0,035	26,812
Media	3,449	8,652	14,404	16,606	11,980	9,924	10,365	6,421	3,346	0,676	0,527	0,532	86,880

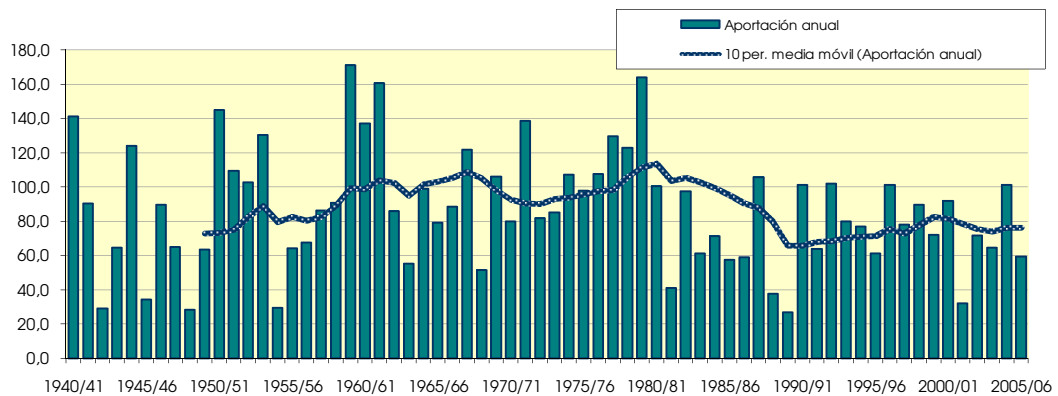
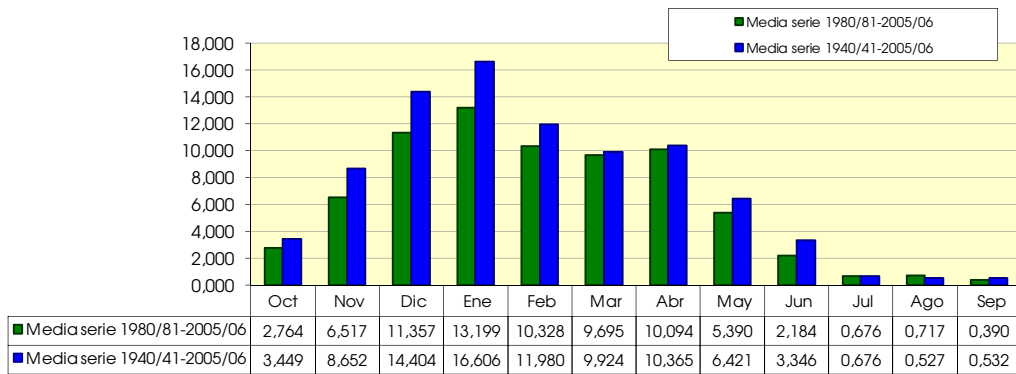
Percentil 1%	0,066	0,105	0,819	2,172	1,070	1,489	1,346	0,613	0,391	0,099	0,059	0,052	27,808
Percentil 5%	0,164	0,281	1,943	3,044	1,819	2,345	2,459	1,503	0,477	0,141	0,083	0,079	30,114
Percentil 10%	0,286	1,065	3,349	4,227	2,383	2,868	3,409	2,259	0,617	0,170	0,103	0,103	39,525
Percentil 25%	0,771	2,747	5,622	6,862	5,957	6,200	5,867	2,829	1,001	0,239	0,186	0,167	63,967
Percentil 50%	1,895	5,763	10,435	13,075	9,609	8,689	8,370	4,532	1,849	0,348	0,253	0,258	86,145
Desviación típica	4,525	9,820	12,291	11,850	8,735	5,249	6,261	5,587	4,800	1,085	1,294	0,656	34,151
Coef. variación	1,312	1,135	0,853	0,714	0,729	0,529	0,604	0,870	1,435	1,606	2,455	1,234	0,393

1980/2005
(hm³)

Serie para asignación y reserva

	Oct	Nov	Dic	Ene	Feb	Mar	Abr	May	Jun	Jul	Ago	Sep	Total
Máximo	22,721	16,313	33,135	32,712	24,481	21,621	25,034	19,872	7,145	5,839	10,511	2,191	105,835
Mínimo	0,062	0,101	0,625	2,005	0,712	0,647	1,186	0,429	0,297	0,087	0,037	0,035	26,812
Media	2,764	6,517	11,357	13,199	10,328	9,695	10,094	5,390	2,184	0,676	0,717	0,390	73,312

Percentil 1%	0,065	0,110	1,050	2,070	0,850	1,060	1,247	0,568	0,333	0,091	0,045	0,042	28,179
Percentil 5%	0,114	0,143	2,505	2,456	1,513	2,342	1,754	1,098	0,443	0,109	0,073	0,067	33,671
Percentil 10%	0,245	0,422	3,175	3,053	2,453	3,369	3,302	1,834	0,456	0,130	0,080	0,083	39,525
Percentil 25%	0,557	2,747	5,632	7,253	5,957	5,874	5,768	2,391	0,664	0,201	0,112	0,132	59,878
Percentil 50%	1,375	6,202	9,143	12,618	8,541	9,694	8,751	5,428	1,707	0,309	0,220	0,249	71,874
Desviación típica	4,459	4,660	8,180	8,205	6,664	5,144	6,298	4,224	1,953	1,170	2,032	0,433	23,234
Coef. variación	1,613	0,715	0,720	0,622	0,645	0,531	0,624	0,784	0,894	1,731	2,834	1,108	0,317



9121. Embalse de Criales (Río Jereca)

(hm ²)	Oct	Nov	Dic	Ene	Feb	Mar	Abr	May	Jun	Jul	Ago	Sep	Total
1940/41	9,199	10,167	27,209	34,217	31,235	17,278	15,060	27,540	14,059	2,484	1,410	0,951	190,809
1941/42	2,174	5,062	7,774	42,456	22,753	10,690	19,208	6,343	2,735	0,878	1,721	1,850	123,644
1942/43	2,700	2,049	2,960	8,121	11,114	5,444	3,801	4,079	1,568	0,353	0,323	0,813	43,324
1943/44	1,600	15,915	18,602	7,057	21,940	11,588	7,279	3,463	1,983	0,581	0,513	0,563	91,083
1944/45	25,115	16,107	32,655	61,376	14,604	8,045	4,670	2,766	1,552	0,404	1,317	0,743	169,355
1945/46	1,903	2,521	6,241	5,403	2,912	3,284	10,281	9,666	4,654	0,852	0,535	0,371	48,622
1946/47	0,789	4,539	43,048	19,426	22,175	13,783	6,307	6,237	3,243	0,680	0,547	2,234	123,007
1947/48	3,253	4,770	17,038	30,944	10,607	4,864	8,388	5,623	2,676	0,514	0,420	0,366	89,462
1948/49	1,329	1,680	1,498	3,920	2,260	10,584	8,528	3,865	2,130	0,537	0,371	3,553	40,256
1949/50	3,765	5,478	14,053	11,851	11,979	11,105	16,030	9,793	3,610	0,702	0,587	0,387	89,339
1950/51	3,531	2,519	62,637	38,374	23,428	21,295	12,349	17,184	9,354	1,943	0,960	0,759	194,332
1951/52	8,866	7,761	15,868	44,434	22,884	22,800	20,695	6,953	3,102	1,566	1,100	0,643	156,672
1952/53	3,493	8,150	30,158	38,592	26,529	10,536	12,341	5,193	9,956	1,821	0,805	1,127	148,701
1953/54	14,308	6,695	10,425	40,818	42,219	23,496	19,918	11,846	6,066	1,152	1,283	0,759	178,984
1954/55	1,066	2,748	2,713	11,389	10,792	9,167	4,287	1,719	1,647	0,645	0,456	0,402	47,031
1955/56	4,662	3,304	5,460	14,371	8,016	12,276	22,306	13,508	6,182	1,256	0,818	0,593	92,752
1956/57	4,723	38,069	11,305	6,512	4,284	4,732	7,978	6,241	9,153	1,763	0,727	0,495	95,982
1957/58	0,920	10,865	18,171	26,468	14,052	21,578	17,345	6,946	5,576	1,243	0,824	0,542	124,530
1958/59	1,654	17,540	35,602	26,674	6,374	14,040	11,207	8,357	6,196	1,289	1,018	1,760	131,710
1959/60	15,933	27,734	81,307	60,687	22,403	19,486	9,977	4,215	2,004	0,568	0,518	0,552	245,383
1960/61	8,358	12,811	73,958	66,803	14,388	4,983	8,223	6,701	3,420	0,753	0,513	0,600	201,510
1961/62	7,587	59,437	21,125	34,830	42,563	24,895	19,119	14,484	6,187	1,096	0,673	0,492	232,488
1962/63	2,617	14,788	24,428	18,113	18,401	23,982	12,075	4,087	2,670	0,804	0,985	3,906	126,856
1963/64	4,090	8,908	11,340	6,498	10,515	16,141	17,041	5,577	1,981	0,481	0,427	0,354	83,353
1964/65	4,488	7,875	27,369	41,368	16,147	18,346	19,700	7,003	2,601	0,559	0,457	1,453	147,369
1965/66	6,020	12,912	30,149	8,642	12,815	16,862	4,580	6,370	21,282	1,187	0,297	0,155	121,272
1966/67	14,169	49,135	26,058	15,864	2,911	2,913	8,576	7,714	1,889	0,698	0,363	0,262	130,553
1967/68	0,249	22,048	51,949	55,292	13,356	16,841	11,351	5,627	2,986	0,593	0,357	0,215	180,865
1968/69	0,149	0,205	8,364	6,511	11,812	11,479	20,354	7,995	2,106	0,458	0,217	4,265	73,915
1969/70	0,615	2,800	67,430	25,891	18,612	27,868	6,482	5,106	1,650	0,431	2,262	0,338	159,485
1970/71	3,634	4,308	9,078	9,659	7,525	29,535	9,131	29,332	8,478	2,239	0,533	0,287	113,740
1971/72	0,504	42,746	38,053	23,086	30,903	8,919	12,602	24,632	12,938	1,786	0,764	3,692	200,626
1972/73	5,943	1,114	5,555	13,048	51,228	8,248	13,095	3,920	9,525	0,683	1,814	0,424	114,596
1973/74	6,091	4,267	20,442	7,491	30,177	30,282	10,724	3,406	0,952	0,347	0,728	0,456	115,361
1974/75	22,878	25,230	6,106	14,019	5,432	19,371	33,748	10,092	4,112	0,687	0,277	1,076	143,029
1975/76	3,151	28,620	19,895	18,553	10,227	11,261	27,892	7,496	2,898	0,789	0,844	0,843	132,469
1976/77	1,829	6,987	8,302	7,108	5,748	3,544	21,465	34,243	46,562	9,204	2,166	0,450	147,607
1977/78	0,662	2,276	8,686	54,730	59,401	12,620	22,082	28,531	4,275	1,527	0,391	0,280	195,461
1978/79	5,040	5,395	10,294	53,314	32,851	10,874	37,707	6,116	2,779	0,791	0,440	3,782	169,385
1979/80	15,882	70,039	23,300	34,461	2,896	17,365	32,408	23,365	9,062	1,663	0,500	0,291	231,232
1980/81	6,031	8,586	37,368	42,650	10,889	7,430	13,666	5,241	1,262	0,540	0,248	0,264	134,175
1981/82	1,179	0,278	11,699	10,712	13,604	11,205	2,154	0,688	1,887	0,215	0,169	0,365	54,153
1982/83	6,572	14,740	34,643	6,680	17,325	15,744	15,526	4,290	0,942	0,415	15,421	3,470	135,769
1983/84	0,576	0,326	5,317	16,650	13,631	20,352	6,190	17,090	6,249	0,916	0,288	1,229	88,814
1984/85	7,378	12,496	10,178	22,187	5,971	14,791	5,803	12,206	3,180	3,912	0,429	0,226	98,757
1985/86	0,171	5,627	3,225	16,931	23,814	8,879	12,600	4,105	0,789	0,231	0,170	0,456	76,998
1986/87	1,132	1,176	10,472	17,336	23,895	10,498	10,163	1,646	1,284	0,414	0,240	0,141	78,398
1987/88	1,828	16,508	10,660	12,091	11,444	29,270	33,976	8,534	7,826	8,211	2,831	1,112	144,291
1988/89	0,508	0,231	5,033	2,928	2,817	5,847	20,609	8,195	2,697	0,520	0,391	0,384	50,160
1989/90	0,118	2,119	1,010	4,380	1,135	1,019	22,742	3,308	0,760	0,201	0,092	0,073	36,958
1990/91	2,140	8,245	12,950	16,464	11,056	20,717	24,191	24,859	8,255	1,148	0,613	0,968	131,606
1991/92	2,606	18,307	7,030	4,394	1,882	16,842	15,575	7,204	9,591	1,895	0,993	0,825	87,144
1992/93	29,954	14,807	20,048	8,930	12,735	11,480	15,403	8,861	7,937	1,287	1,070	1,096	133,608
1993/94	6,059	5,960	22,449	30,800	13,757	6,294	10,651	7,335	3,442	0,827	0,552	0,594	108,719
1994/95	3,223	4,412	12,223	28,945	26,577	17,946	8,438	3,724	1,783	0,613	0,503	0,349	108,736
1995/96	0,583	3,051	6,883	10,597	35,302	14,748	10,349	3,997	2,585	0,739	0,683	0,937	90,454
1996/97	2,618	21,429	44,174	37,158	10,515	3,971	2,160	8,907	4,371	2,177	1,827	1,092	140,399
1997/98	1,769	9,846	21,666	14,708	7,785	9,797	24,963	9,983	3,806	0,719	0,448	1,150	106,642
1998/99	8,098	14,344	10,364	20,569	25,335	15,709	10,207	7,774	3,135	0,699	0,490	0,629	117,353
1999/00	1,749	15,361	23,507	13,703	8,325	8,751	17,990	7,927	2,987	0,658	0,470	0,341	101,767
2000/01	6,896	17,414	15,059	39,177	16,217	19,125	12,914	3,911	1,574	0,611	0,477	0,342	133,716
2001/02	1,055	10,515	4,840	3,222	3,786	3,362	8,385	8,753	3,841	0,689	1,562	0,870	50,880
2002/03	3,421	4,760	19,946	29,803	25,003	8,935	8,018	5,860	4,410	0,935	0,599	0,441	112,131
2003/04	6,993	9,000	12,622	19,381	5,477	29,039	12,170	3,854	0,708	0,389	0,227	0,224	100,084
2004/05	2,664	10,266	18,014	21,048	30,140	18,235	30,757	16,453	0,935	0,354	0,204	0,225	149,296
2005/06	0,820	14,237	20,611	16,739	10,951	18,116	4,113	2,576	1,005	0,340	0,196	0,145	89,850

9121. Embalse de Ciales (Río Jerea)

1940/2005
(hm³)

Serie completa

	Oct	Nov	Dic	Ene	Feb	Mar	Abr	May	Jun	Jul	Ago	Sep	Total
Máximo	29,954	70,039	81,307	66,803	59,401	30,282	37,707	34,243	46,562	9,204	15,421	4,265	245,383
Mínimo	0,118	0,205	1,010	2,928	1,135	1,019	2,154	0,688	0,708	0,201	0,092	0,073	36,958
Media	5,016	12,418	20,282	22,978	16,664	13,947	14,334	9,100	5,046	1,177	0,946	0,925	122,833

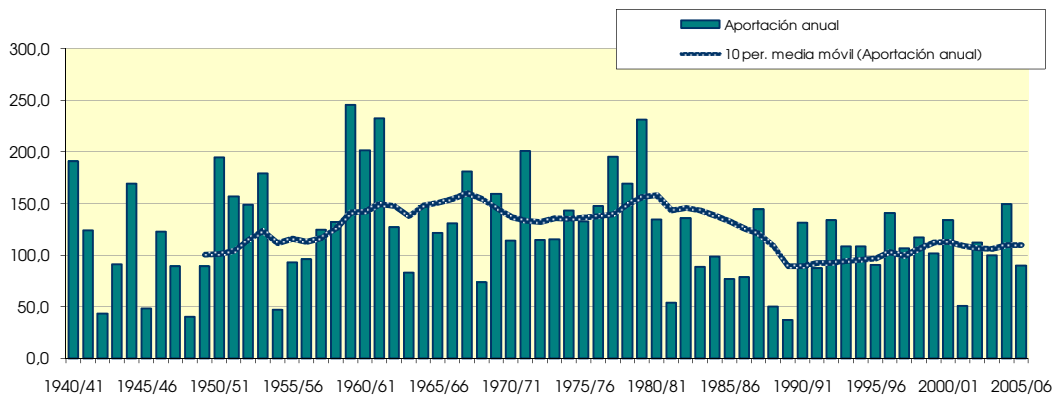
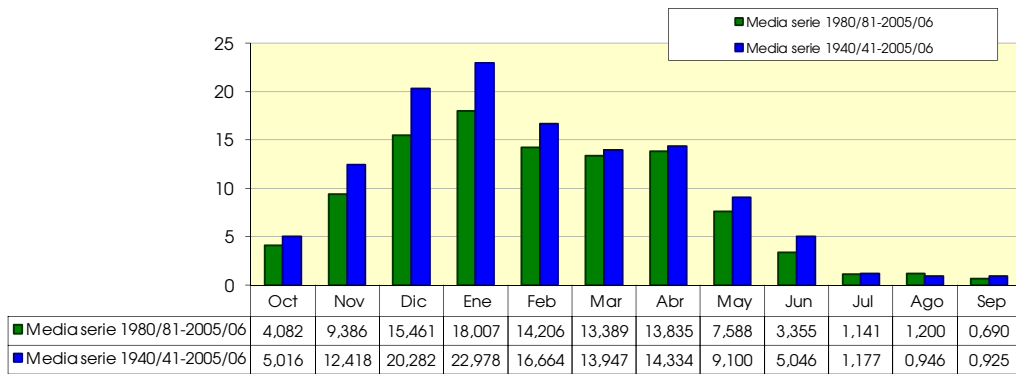
Percentil 1%	0,138	0,222	1,327	3,119	1,621	2,250	2,158	1,310	0,742	0,210	0,142	0,117	39,101
Percentil 5%	0,313	0,523	3,027	4,384	2,837	3,407	4,156	2,623	0,937	0,342	0,198	0,170	47,429
Percentil 10%	0,580	1,864	5,175	6,505	3,349	4,798	5,237	3,435	1,134	0,372	0,233	0,226	52,516
Percentil 25%	1,216	4,277	8,445	9,894	8,093	8,889	8,400	4,132	1,912	0,538	0,391	0,351	90,001
Percentil 50%	3,187	8,415	15,463	17,725	13,480	12,448	12,345	6,950	3,119	0,711	0,526	0,558	122,140
Desviación típica	5,964	13,643	17,366	16,383	12,099	7,331	8,224	7,360	6,394	1,493	1,891	1,006	48,193
Coef. variación	1,189	1,099	0,856	0,713	0,726	0,526	0,574	0,809	1,267	1,269	1,999	1,087	0,392

1980/2005
(hm³)

Serie para asignación y reserva

	Oct	Nov	Dic	Ene	Feb	Mar	Abr	May	Jun	Jul	Ago	Sep	Total
Máximo	29,954	21,429	44,174	42,650	35,302	29,270	33,976	24,859	9,591	8,211	15,421	3,470	149,296
Mínimo	0,118	0,231	1,010	2,928	1,135	1,019	2,154	0,688	0,708	0,201	0,092	0,073	36,958
Media	4,082	9,386	15,461	18,007	14,206	13,389	13,835	7,588	3,355	1,141	1,200	0,690	102,341

Percentil 1%	0,132	0,243	1,564	3,001	1,322	1,605	2,155	0,927	0,721	0,205	0,111	0,090	40,258
Percentil 5%	0,256	0,290	3,629	3,512	2,116	3,514	2,648	1,878	0,768	0,219	0,169	0,142	50,340
Percentil 10%	0,542	0,751	4,937	4,387	3,301	4,909	4,958	2,942	0,862	0,286	0,183	0,185	52,516
Percentil 25%	1,074	4,499	7,817	10,626	7,920	8,783	8,398	3,932	1,267	0,414	0,242	0,283	87,562
Percentil 50%	2,373	9,423	12,423	16,695	12,090	13,114	12,385	7,269	2,842	0,674	0,474	0,448	104,204
Desviación típica	5,862	6,251	10,709	11,113	9,228	7,216	8,273	5,343	2,608	1,640	2,964	0,676	31,430
Coef. variación	1,436	0,666	0,693	0,617	0,650	0,539	0,598	0,704	0,777	1,438	2,471	0,979	0,307



9122. Río Nabón aguas abajo de Arroyo Horcón

(hm ²)	Oct	Nov	Dic	Ene	Feb	Mar	Abr	May	Jun	Jul	Ago	Sep	Total
1940/41	1,264	1,333	3,209	4,466	4,151	2,401	1,948	4,007	1,997	0,287	0,110	0,076	25,248
1941/42	0,180	0,551	0,764	4,070	2,955	1,450	2,780	0,858	0,258	0,078	0,179	0,209	14,330
1942/43	0,294	0,192	0,326	1,057	1,403	0,741	0,481	0,431	0,183	0,030	0,033	0,094	5,263
1943/44	0,189	1,496	2,262	0,962	2,632	1,699	0,940	0,384	0,197	0,047	0,044	0,055	10,909
1944/45	2,589	2,187	3,961	7,255	2,289	1,120	0,554	0,292	0,157	0,032	0,122	0,083	20,641
1945/46	0,187	0,282	0,813	0,717	0,389	0,459	1,628	1,479	0,615	0,079	0,044	0,029	6,720
1946/47	0,065	0,401	5,200	2,890	2,881	1,973	0,769	0,760	0,381	0,057	0,045	0,252	15,675
1947/48	0,418	0,564	2,027	4,043	1,630	0,646	1,194	0,793	0,314	0,039	0,034	0,032	11,733
1948/49	0,134	0,188	0,176	0,457	0,304	1,491	1,237	0,478	0,230	0,049	0,032	0,497	5,273
1949/50	0,457	0,601	1,493	1,445	1,686	1,393	2,225	1,374	0,399	0,050	0,033	0,022	11,178
1950/51	0,271	0,254	6,814	5,119	3,078	2,753	1,542	2,153	1,161	0,187	0,072	0,053	23,457
1951/52	0,753	0,789	1,495	4,274	3,069	3,085	2,720	0,858	0,245	0,124	0,087	0,037	17,537
1952/53	0,288	0,864	3,004	3,911	3,224	1,422	1,437	0,583	0,918	0,228	0,063	0,089	16,031
1953/54	1,507	0,943	1,236	4,210	4,998	3,590	2,632	1,606	0,760	0,104	0,093	0,064	21,743
1954/55	0,072	0,211	0,292	1,150	1,308	1,098	0,416	0,112	0,112	0,045	0,034	0,033	4,881
1955/56	0,467	0,389	0,579	1,708	0,742	1,600	2,977	1,944	0,767	0,103	0,060	0,042	11,378
1956/57	0,570	4,189	1,660	0,644	0,583	0,574	0,816	0,774	1,077	0,209	0,059	0,035	11,188
1957/58	0,068	1,159	2,205	2,703	1,677	2,343	2,068	0,729	0,414	0,098	0,051	0,036	13,553
1958/59	0,117	1,219	2,804	2,571	0,756	1,341	1,121	0,694	0,463	0,099	0,055	0,111	11,352
1959/60	1,186	2,386	6,213	6,561	2,719	2,065	1,048	0,326	0,149	0,035	0,034	0,039	22,763
1960/61	0,748	1,152	5,565	6,881	1,915	0,508	0,945	0,637	0,314	0,061	0,041	0,052	18,820
1961/62	0,659	4,837	2,615	2,824	4,284	2,965	2,121	1,513	0,604	0,074	0,044	0,035	22,578
1962/63	0,247	1,314	2,019	1,765	1,737	2,505	1,450	0,392	0,197	0,054	0,087	0,429	12,195
1963/64	0,549	0,694	1,011	0,642	0,716	1,359	1,683	0,585	0,163	0,034	0,029	0,028	7,493
1964/65	0,376	0,715	2,116	3,562	1,902	1,912	2,632	0,860	0,243	0,036	0,027	0,137	14,519
1965/66	0,576	1,046	2,455	0,909	1,120	1,844	0,432	0,556	1,664	0,129	0,022	0,010	10,761
1966/67	1,013	4,620	3,102	1,673	0,324	0,305	0,886	0,740	0,202	0,042	0,021	0,019	12,948
1967/68	0,020	1,693	4,704	6,427	1,472	1,891	1,183	0,534	0,260	0,048	0,025	0,015	18,274
1968/69	0,011	0,013	0,805	0,686	1,107	1,203	2,402	0,890	0,221	0,039	0,015	0,317	7,709
1969/70	0,070	0,151	6,021	2,647	1,755	3,079	0,637	0,427	0,105	0,034	0,129	0,024	15,080
1970/71	0,382	0,465	1,060	0,961	0,951	3,847	1,103	3,252	1,089	0,182	0,047	0,019	13,359
1971/72	0,035	3,716	4,366	2,510	3,715	1,130	1,654	3,109	1,553	0,213	0,059	0,374	22,433
1972/73	0,520	0,106	0,469	1,539	6,680	1,270	1,566	0,420	1,030	0,066	0,133	0,041	13,840
1973/74	0,634	0,410	1,776	0,963	3,668	3,953	1,375	0,410	0,090	0,024	0,058	0,041	13,402
1974/75	2,143	2,980	0,787	1,286	0,608	2,230	4,242	1,303	0,555	0,064	0,021	0,082	16,302
1975/76	0,296	2,820	2,266	2,385	1,319	1,595	3,782	1,131	0,311	0,068	0,074	0,077	16,124
1976/77	0,208	0,737	0,714	0,701	0,578	0,332	2,411	4,527	5,673	1,183	0,258	0,035	17,358
1977/78	0,041	0,222	0,719	3,709	6,743	1,389	2,813	4,266	0,529	0,145	0,023	0,017	20,615
1978/79	0,775	0,693	1,070	6,450	4,494	1,303	5,075	0,784	0,298	0,063	0,032	0,407	21,445
1979/80	1,897	7,537	2,565	3,245	0,363	1,910	4,034	2,259	0,995	0,142	0,032	0,018	24,997
1980/81	0,687	0,919	5,473	6,991	1,739	1,335	1,968	0,638	0,119	0,039	0,017	0,018	19,943
1981/82	0,112	0,031	1,608	1,634	1,921	1,571	0,289	0,077	0,204	0,021	0,015	0,036	7,522
1982/83	0,951	2,051	4,958	1,003	1,880	2,352	1,820	0,517	0,087	0,034	1,614	0,441	17,707
1983/84	0,044	0,022	0,511	1,964	1,215	2,678	0,664	2,450	0,940	0,095	0,018	0,132	10,732
1984/85	0,937	1,327	1,342	2,518	0,946	2,387	0,821	1,680	0,423	0,426	0,041	0,017	12,865
1985/86	0,012	0,710	0,341	2,021	3,692	1,290	1,890	0,625	0,085	0,018	0,015	0,045	10,743
1986/87	0,117	0,118	1,122	2,003	2,994	1,508	1,397	0,189	0,130	0,041	0,022	0,014	9,654
1987/88	0,201	2,111	1,541	1,209	1,462	3,925	4,656	1,083	0,955	0,976	0,343	0,107	18,570
1988/89	0,040	0,015	0,533	0,388	0,498	0,937	2,735	1,291	0,341	0,045	0,034	0,036	6,893
1989/90	0,011	0,229	0,111	0,501	0,138	0,116	3,161	0,479	0,084	0,015	0,006	0,005	4,857
1990/91	0,202	0,882	1,804	2,208	1,765	2,929	3,592	4,308	1,272	0,110	0,041	0,075	19,188
1991/92	0,254	2,214	1,015	0,496	0,241	2,141	2,599	1,037	1,142	0,240	0,088	0,075	11,543
1992/93	3,498	2,423	3,007	1,448	1,842	1,493	1,979	1,231	0,726	0,139	0,091	0,142	18,019
1993/94	0,718	0,754	3,249	3,825	1,886	0,825	1,602	0,975	0,451	0,085	0,050	0,054	14,474
1994/95	0,326	0,416	1,513	3,461	3,182	2,287	1,112	0,416	0,169	0,051	0,046	0,032	13,009
1995/96	0,056	0,254	0,765	1,157	3,533	2,006	1,154	0,424	0,242	0,069	0,063	0,093	9,813
1996/97	0,291	2,344	5,416	4,780	1,524	0,484	0,214	0,765	0,497	0,219	0,166	0,092	16,790
1997/98	0,150	0,941	2,362	1,954	1,076	1,178	2,650	1,309	0,426	0,056	0,032	0,111	12,245
1998/99	0,865	1,598	1,297	2,437	3,411	2,231	1,311	0,826	0,376	0,057	0,034	0,049	14,492
1999/00	0,156	1,358	2,472	1,642	1,074	1,169	2,132	0,945	0,306	0,048	0,035	0,028	11,365
2000/01	0,590	1,688	1,661	3,943	2,107	2,039	1,570	0,440	0,123	0,042	0,042	0,031	14,277
2001/02	0,073	1,216	0,564	0,297	0,499	0,329	0,833	0,983	0,416	0,050	0,065	0,053	5,378
2002/03	0,232	0,467	2,593	3,863	2,857	1,083	0,692	0,687	0,403	0,061	0,034	0,028	12,999
2003/04	0,544	0,885	1,455	2,377	0,677	3,053	1,456	0,373	0,042	0,021	0,011	0,018	10,912
2004/05	0,206	1,339	2,186	3,206	2,947	1,994	3,182	2,146	0,100	0,022	0,010	0,013	17,353
2005/06	0,062	1,406	2,458	1,663	1,412	2,296	0,481	0,238	0,102	0,029	0,013	0,009	10,171

9122. Río Nabón aguas abajo de Arroyo Horcón

1940/2005
(hm³)

Serie completa

	Oct	Nov	Dic	Ene	Feb	Mar	Abr	May	Jun	Jul	Ago	Sep	Total
Máximo	3,498	7,537	6,814	7,255	6,743	3,953	5,075	4,527	5,673	1,183	1,614	0,497	25,248
Mínimo	0,011	0,013	0,111	0,297	0,138	0,116	0,214	0,077	0,042	0,015	0,006	0,005	4,857
Media	0,509	1,270	2,183	2,590	2,037	1,749	1,802	1,142	0,561	0,117	0,082	0,088	14,131

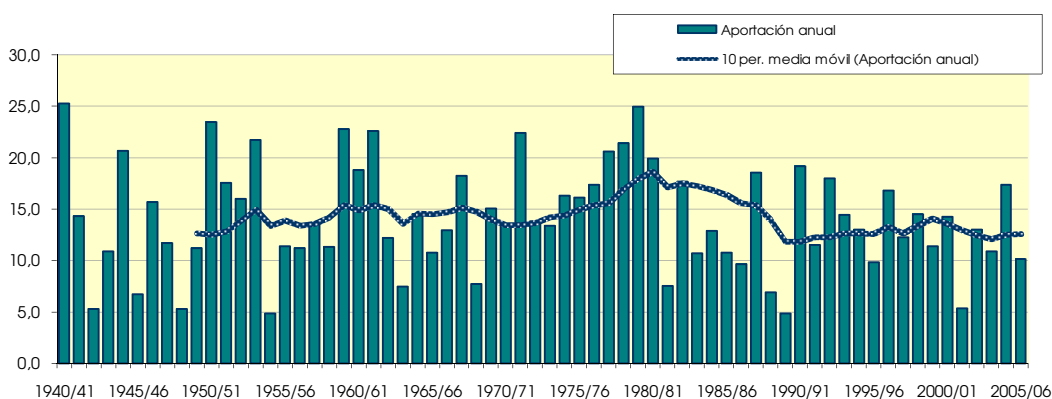
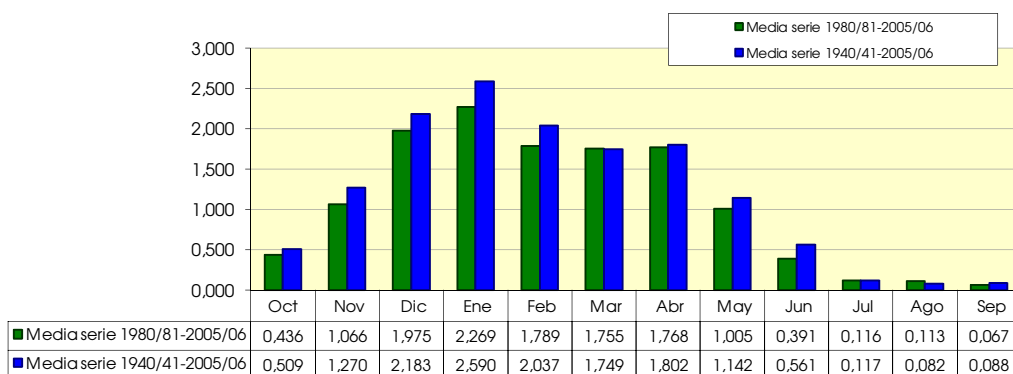
Percentil 1%	0,011	0,015	0,153	0,356	0,205	0,239	0,263	0,100	0,070	0,017	0,009	0,008	4,873
Percentil 5%	0,024	0,060	0,329	0,497	0,334	0,364	0,444	0,252	0,087	0,022	0,014	0,013	5,299
Percentil 10%	0,042	0,170	0,522	0,665	0,498	0,541	0,596	0,379	0,103	0,030	0,016	0,017	7,193
Percentil 25%	0,117	0,403	0,863	1,151	0,982	1,171	0,971	0,478	0,187	0,040	0,029	0,028	10,909
Percentil 50%	0,290	0,884	1,719	2,114	1,738	1,583	1,568	0,779	0,328	0,059	0,042	0,042	13,477
Desviación típica	0,636	1,347	1,667	1,821	1,449	0,914	1,097	1,040	0,767	0,188	0,200	0,113	5,202
Coef. variación	1,248	1,060	0,763	0,703	0,712	0,523	0,609	0,910	1,367	1,613	2,437	1,287	0,368

1980/2005
(hm³)

Serie para asignación y reserva

	Oct	Nov	Dic	Ene	Feb	Mar	Abr	May	Jun	Jul	Ago	Sep	Total
Máximo	3,498	2,423	5,473	6,991	3,692	3,925	4,656	4,308	1,272	0,976	1,614	0,441	19,943
Mínimo	0,011	0,015	0,111	0,297	0,138	0,116	0,214	0,077	0,042	0,015	0,006	0,005	4,857
Media	0,436	1,066	1,975	2,269	1,789	1,755	1,768	1,005	0,391	0,116	0,113	0,067	12,751

Percentil 1%	0,011	0,017	0,168	0,320	0,164	0,169	0,233	0,105	0,053	0,016	0,007	0,006	4,987
Percentil 5%	0,019	0,024	0,384	0,415	0,305	0,368	0,337	0,201	0,084	0,019	0,010	0,010	5,757
Percentil 10%	0,042	0,075	0,522	0,498	0,498	0,654	0,572	0,306	0,086	0,021	0,012	0,014	7,207
Percentil 25%	0,083	0,429	1,042	1,268	1,075	1,171	0,903	0,450	0,120	0,035	0,017	0,021	10,311
Percentil 50%	0,204	0,930	1,575	1,984	1,752	1,783	1,586	0,795	0,324	0,051	0,035	0,041	12,555
Desviación típica	0,692	0,762	1,469	1,531	1,046	0,896	1,095	0,883	0,346	0,197	0,314	0,086	4,213
Coef. variación	1,588	0,715	0,744	0,675	0,585	0,511	0,619	0,879	0,885	1,703	2,767	1,270	0,330



9123. Arroyo de la Llosa

(hm ²)	Oct	Nov	Dic	Ene	Feb	Mar	Abr	May	Jun	Jul	Ago	Sep	Total
1940/41	0.883	1.109	2.285	3.107	2.917	1.900	1.474	2.305	1.625	0.283	0.128	0.092	18.107
1941/42	0.203	0.490	0.693	3.259	2.276	1.161	1.761	0.793	0.261	0.084	0.161	0.188	11.330
1942/43	0.288	0.200	0.308	0.785	1.040	0.632	0.390	0.336	0.185	0.036	0.037	0.086	4.322
1943/44	0.179	1.239	1.744	0.853	1.780	1.322	0.743	0.354	0.199	0.053	0.049	0.057	8.572
1944/45	1.920	1.888	2.860	5.145	1.949	0.882	0.537	0.291	0.174	0.042	0.113	0.084	15.885
1945/46	0.183	0.272	0.723	0.654	0.355	0.369	1.009	1.021	0.559	0.088	0.054	0.038	5.324
1946/47	0.077	0.363	3.606	2.416	2.060	1.549	0.729	0.550	0.374	0.067	0.054	0.192	12.038
1947/48	0.389	0.502	1.563	2.949	1.360	0.536	0.800	0.650	0.315	0.050	0.043	0.039	9.195
1948/49	0.136	0.185	0.172	0.423	0.288	1.081	1.056	0.435	0.231	0.056	0.039	0.277	4.380
1949/50	0.419	0.468	1.093	1.095	1.104	1.065	1.481	0.942	0.390	0.062	0.044	0.031	8.193
1950/51	0.249	0.248	5.566	3.973	2.289	1.980	1.270	1.366	0.978	0.190	0.086	0.066	18.259
1951/52	0.571	0.652	1.031	3.334	2.310	2.021	1.986	0.775	0.258	0.119	0.095	0.048	13.199
1952/53	0.246	0.677	2.012	3.159	2.369	1.210	1.047	0.533	0.765	0.222	0.077	0.082	12.399
1953/54	1.158	0.879	0.809	2.955	3.617	2.501	1.988	1.307	0.701	0.122	0.108	0.078	16.224
1954/55	0.100	0.216	0.288	0.960	1.069	0.844	0.407	0.127	0.114	0.048	0.036	0.034	4.243
1955/56	0.409	0.360	0.485	1.227	0.641	0.977	2.031	1.381	0.645	0.111	0.072	0.053	8.391
1956/57	0.436	3.029	1.525	0.512	0.361	0.376	0.526	0.510	0.745	0.199	0.067	0.043	8.330
1957/58	0.081	0.779	1.389	2.138	1.393	1.766	1.708	0.698	0.410	0.105	0.062	0.045	10.574
1958/59	0.125	1.212	2.857	2.357	0.716	1.073	1.039	0.655	0.443	0.103	0.063	0.103	10.746
1959/60	1.096	2.243	6.473	5.521	2.316	1.699	1.006	0.346	0.173	0.046	0.043	0.045	21.008
1960/61	0.668	1.089	5.359	5.872	1.743	0.518	0.721	0.598	0.322	0.071	0.051	0.057	17.068
1961/62	0.606	4.615	2.395	2.566	3.600	2.486	1.736	1.213	0.593	0.090	0.060	0.048	20.008
1962/63	0.248	1.228	1.974	1.654	1.555	2.098	1.339	0.393	0.213	0.063	0.082	0.342	11.189
1963/64	0.512	0.668	0.960	0.612	0.730	1.271	1.477	0.567	0.180	0.044	0.037	0.033	7.091
1964/65	0.352	0.668	1.985	3.156	1.614	1.539	1.927	0.822	0.270	0.053	0.042	0.127	12.556
1965/66	0.544	0.966	2.269	0.828	0.933	1.565	0.393	0.502	1.528	0.124	0.025	0.013	9.692
1966/67	0.921	3.917	2.621	1.367	0.296	0.248	0.783	0.601	0.199	0.050	0.027	0.022	11.051
1967/68	0.020	1.501	4.039	5.269	1.190	1.514	1.018	0.444	0.257	0.052	0.029	0.018	15.351
1968/69	0.014	0.014	0.708	0.641	0.954	0.969	1.793	0.735	0.207	0.044	0.020	0.280	6.379
1969/70	0.066	0.156	5.003	2.255	1.534	2.577	0.606	0.436	0.108	0.037	0.131	0.025	12.936
1970/71	0.354	0.420	0.804	0.777	0.729	2.569	0.892	2.328	0.932	0.174	0.050	0.024	10.054
1971/72	0.042	2.806	3.671	1.883	2.781	0.911	1.199	2.230	1.270	0.207	0.060	0.307	17.367
1972/73	0.499	0.102	0.421	1.021	4.306	1.007	1.269	0.353	0.950	0.070	0.139	0.036	10.172
1973/74	0.610	0.395	1.640	0.751	2.539	2.739	1.150	0.339	0.092	0.029	0.063	0.048	10.394
1974/75	1.950	2.699	0.745	1.089	0.561	1.678	3.166	1.036	0.502	0.071	0.027	0.092	13.615
1975/76	0.295	2.303	2.002	1.669	1.093	1.121	2.505	1.039	0.307	0.079	0.082	0.082	12.575
1976/77	0.210	0.702	0.660	0.644	0.548	0.316	1.956	2.726	4.392	0.941	0.259	0.046	13.400
1977/78	0.048	0.230	0.688	3.374	5.653	1.188	1.836	2.862	0.444	0.150	0.032	0.024	16.529
1978/79	0.485	0.522	0.956	4.167	3.124	1.012	3.696	0.696	0.302	0.074	0.043	0.378	15.455
1979/80	1.322	6.158	2.134	3.057	0.324	1.300	3.014	2.047	0.843	0.146	0.038	0.024	20.407
1980/81	0.550	0.831	3.109	4.519	1.250	0.799	1.387	0.600	0.127	0.050	0.024	0.024	13.270
1981/82	0.119	0.033	0.936	1.152	1.310	1.340	0.283	0.075	0.208	0.024	0.018	0.036	5.536
1982/83	0.695	1.409	3.258	0.914	1.339	1.639	1.583	0.456	0.092	0.036	1.057	0.407	12.887
1983/84	0.049	0.027	0.484	1.626	1.046	2.096	0.630	1.444	0.769	0.100	0.025	0.130	8.427
1984/85	0.635	0.929	1.020	1.938	0.666	1.504	0.685	1.137	0.389	0.320	0.043	0.021	9.286
1985/86	0.016	0.465	0.320	1.457	2.629	1.080	1.199	0.534	0.094	0.025	0.020	0.044	7.883
1986/87	0.118	0.125	1.030	1.646	2.353	1.193	1.146	0.194	0.128	0.044	0.025	0.015	8.017
1987/88	0.168	1.508	1.370	1.012	1.077	3.292	2.915	0.941	0.749	0.795	0.321	0.111	14.259
1988/89	0.055	0.025	0.495	0.336	0.306	0.789	1.659	1.014	0.337	0.055	0.043	0.041	5.155
1989/90	0.013	0.187	0.100	0.390	0.124	0.096	1.829	0.387	0.076	0.017	0.007	0.006	3.232
1990/91	0.189	0.720	1.193	1.614	1.253	2.017	2.492	2.435	1.171	0.126	0.061	0.083	13.354
1991/92	0.259	1.567	0.941	0.409	0.219	1.425	1.741	0.807	0.844	0.230	0.096	0.083	8.621
1992/93	2.471	2.077	1.963	1.179	1.165	1.190	1.462	0.962	0.671	0.139	0.090	0.120	13.490
1993/94	0.570	0.649	2.072	2.797	1.446	0.690	1.028	0.765	0.389	0.088	0.058	0.059	10.611
1994/95	0.288	0.384	1.028	2.421	2.372	1.784	0.951	0.373	0.186	0.058	0.052	0.037	9.934
1995/96	0.064	0.239	0.649	0.926	2.709	1.662	0.936	0.392	0.231	0.072	0.066	0.090	8.037
1996/97	0.268	1.784	3.804	3.551	1.289	0.428	0.227	0.628	0.453	0.176	0.160	0.094	12.862
1997/98	0.155	0.790	1.837	1.541	0.834	0.900	2.064	1.098	0.405	0.064	0.041	0.104	9.834
1998/99	0.745	1.344	1.115	1.842	2.434	1.759	1.094	0.710	0.362	0.065	0.042	0.053	11.563
1999/00	0.152	1.120	1.977	1.338	0.833	0.881	1.505	0.803	0.292	0.055	0.042	0.033	9.032
2000/01	0.500	1.400	1.379	3.078	1.703	1.559	1.296	0.422	0.140	0.049	0.047	0.035	11.608
2001/02	0.078	0.810	0.519	0.269	0.378	0.298	0.477	0.633	0.374	0.054	0.061	0.053	4.005
2002/03	0.208	0.420	1.906	2.756	2.134	0.956	0.542	0.474	0.322	0.067	0.041	0.033	9.860
2003/04	0.440	0.726	1.124	1.668	0.473	2.325	1.012	0.350	0.047	0.026	0.013	0.017	8.219
2004/05	0.196	0.928	1.701	2.075	2.257	1.602	2.367	1.489	0.092	0.026	0.015	0.020	12.769
2005/06	0.062	1.089	2.101	1.356	1.028	1.739	0.378	0.234	0.074	0.031	0.017	0.012	8.122

9123. Arroyo de la Llosa

1940/2005
(hm³)

Serie completa

	Oct	Nov	Dic	Ene	Feb	Mar	Abr	May	Jun	Jul	Ago	Sep	Total
Máximo	2,471	6,158	6,473	5,872	5,653	3,292	3,696	2,862	4,392	0,941	1,057	0,407	21,008
Mínimo	0,013	0,014	0,100	0,269	0,124	0,096	0,227	0,075	0,047	0,017	0,007	0,006	3,232
Media	0,424	1,057	1,757	2,019	1,555	1,343	1,339	0,859	0,492	0,113	0,079	0,083	11,119

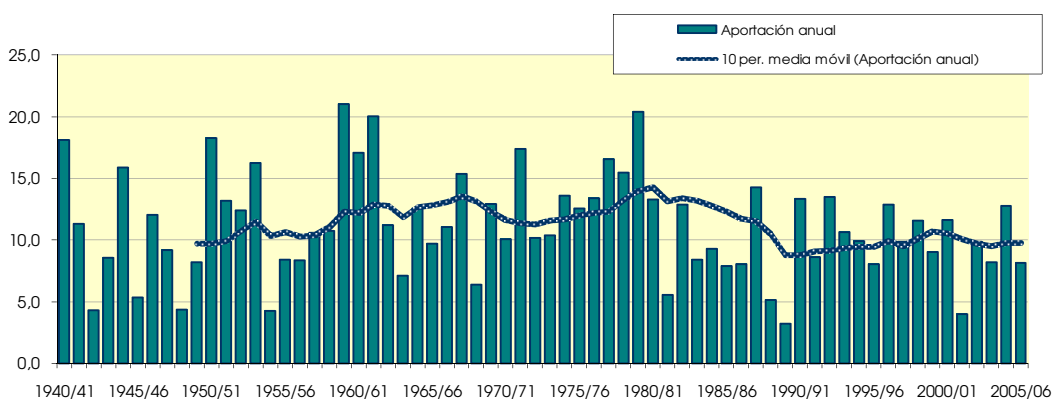
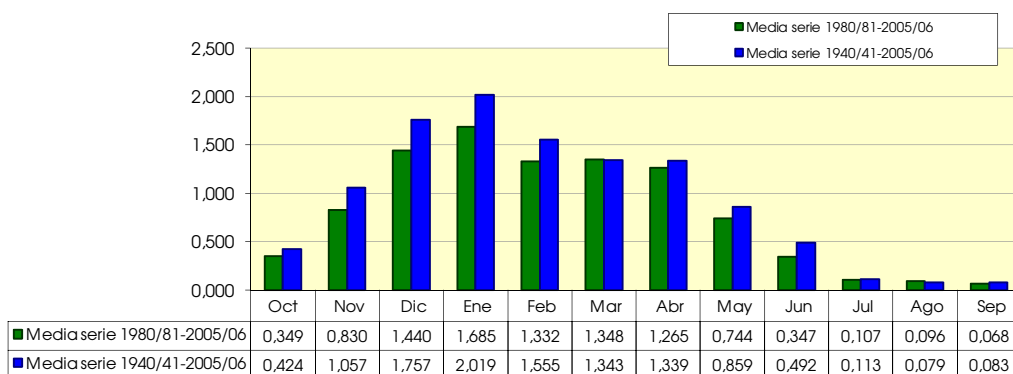
Percentil 1%	0,014	0,021	0,147	0,312	0,185	0,195	0,264	0,109	0,065	0,022	0,011	0,010	3,735
Percentil 5%	0,026	0,051	0,311	0,413	0,298	0,330	0,391	0,248	0,092	0,026	0,017	0,016	4,336
Percentil 10%	0,052	0,171	0,485	0,627	0,358	0,473	0,502	0,343	0,101	0,033	0,022	0,021	5,430
Percentil 25%	0,120	0,368	0,760	0,935	0,756	0,903	0,787	0,435	0,189	0,049	0,037	0,033	8,345
Percentil 50%	0,264	0,723	1,384	1,650	1,299	1,241	1,199	0,653	0,322	0,067	0,050	0,048	10,679
Desviación típica	0,475	1,116	1,370	1,372	1,065	0,671	0,738	0,637	0,599	0,149	0,133	0,089	4,142
Coef. variación	1,121	1,056	0,780	0,680	0,685	0,500	0,551	0,741	1,218	1,324	1,687	1,076	0,372

1980/2005
(hm³)

Serie para asignación y reserva

	Oct	Nov	Dic	Ene	Feb	Mar	Abr	May	Jun	Jul	Ago	Sep	Total
Máximo	2,471	2,077	3,804	4,519	2,709	3,292	2,915	2,435	1,171	0,795	1,057	0,407	14,259
Mínimo	0,013	0,025	0,100	0,269	0,124	0,096	0,227	0,075	0,047	0,017	0,007	0,006	3,232
Media	0,349	0,830	1,440	1,685	1,332	1,348	1,265	0,744	0,347	0,107	0,096	0,068	9,611

Percentil 1%	0,014	0,025	0,155	0,285	0,147	0,147	0,241	0,105	0,054	0,019	0,009	0,008	3,425
Percentil 5%	0,025	0,029	0,361	0,349	0,240	0,330	0,307	0,204	0,075	0,024	0,014	0,013	4,293
Percentil 10%	0,052	0,079	0,490	0,400	0,342	0,559	0,428	0,292	0,084	0,026	0,016	0,016	5,345
Percentil 25%	0,088	0,393	0,937	1,047	0,834	0,886	0,747	0,399	0,127	0,038	0,024	0,027	8,058
Percentil 50%	0,193	0,800	1,158	1,577	1,252	1,383	1,172	0,631	0,307	0,056	0,043	0,043	9,560
Desviación típica	0,487	0,576	0,920	1,024	0,779	0,688	0,695	0,500	0,284	0,157	0,206	0,078	3,019
Coef. variación	1,396	0,694	0,639	0,608	0,585	0,510	0,550	0,672	0,820	1,459	2,153	1,151	0,314



9124. Río Jereca aguas abajo de río Nabrón

(hm ²)	Oct	Nov	Dic	Ene	Feb	Mar	Abr	May	Jun	Jul	Ago	Sep	Total
1940/41	6.622	6.885	20.112	25.178	22.467	12.202	10.378	19.881	10.075	1.398	0.715	0.453	136.367
1941/42	1.213	3.250	5.407	30.575	16.936	7.424	14.296	4.087	1.433	0.426	1.049	1.111	87.207
1942/43	1.500	1.004	1.710	5.466	7.631	3.540	2.243	2.843	0.903	0.162	0.169	0.517	27.688
1943/44	0.954	11.199	13.276	4.665	15.529	8.242	4.716	2.007	1.003	0.268	0.253	0.305	62.416
1944/45	17.966	11.962	24.151	43.725	10.251	5.256	2.692	1.614	0.810	0.185	0.874	0.413	119.898
1945/46	1.129	1.461	4.231	3.599	1.921	2.216	7.715	7.063	2.930	0.411	0.239	0.163	33.078
1946/47	0.368	2.947	31.266	14.563	16.087	9.660	3.681	4.125	1.883	0.305	0.264	1.574	86.724
1947/48	2.090	3.100	12.400	22.771	7.456	3.025	6.057	3.844	1.532	0.220	0.191	0.175	62.864
1948/49	0.789	0.986	0.871	2.682	1.473	7.861	6.085	2.520	1.223	0.260	0.175	2.420	27.345
1949/50	2.199	3.422	9.135	8.316	8.577	8.174	11.892	6.839	1.956	0.283	0.244	0.136	61.172
1950/51	2.145	1.339	47.871	29.464	16.640	14.727	8.024	11.772	6.272	1.086	0.413	0.334	140.085
1951/52	5.578	4.664	10.069	31.144	16.887	15.647	14.451	4.068	1.330	0.808	0.467	0.233	105.348
1952/53	1.947	5.509	18.642	28.407	17.727	6.789	8.011	3.059	6.834	1.092	0.352	0.585	98.954
1953/54	10.411	4.478	7.622	29.301	29.037	16.696	13.946	8.566	3.906	0.551	0.741	0.350	125.604
1954/55	0.432	1.494	1.446	7.413	7.163	5.914	2.107	0.643	0.703	0.261	0.182	0.191	27.948
1955/56	3.308	1.936	3.188	10.125	5.227	7.952	16.019	9.256	3.534	0.543	0.335	0.240	61.665
1956/57	3.321	27.308	7.759	3.967	2.347	2.765	5.292	4.193	6.460	1.007	0.315	0.209	64.944
1957/58	0.399	7.315	12.777	17.991	9.640	14.476	11.691	4.176	3.241	0.557	0.331	0.206	82.801
1958/59	0.804	12.035	24.541	18.778	3.661	9.500	7.261	5.003	3.682	0.546	0.356	0.843	87.009
1959/60	10.508	19.260	54.217	42.722	15.115	12.860	6.064	2.265	0.856	0.219	0.212	0.232	164.530
1960/61	5.813	8.232	46.753	46.006	9.500	2.645	5.592	4.443	1.907	0.342	0.226	0.303	131.759
1961/62	4.873	39.805	14.157	22.533	29.327	17.197	12.504	9.343	3.453	0.419	0.257	0.206	154.075
1962/63	1.543	9.152	16.626	11.996	12.104	15.909	7.949	2.176	1.257	0.329	0.536	2.518	82.096
1963/64	2.608	5.461	7.103	3.997	6.314	10.532	11.599	3.382	0.893	0.197	0.189	0.158	52.433
1964/65	2.724	4.555	17.262	26.042	10.915	11.680	14.107	4.518	1.292	0.218	0.182	0.845	94.341
1965/66	3.569	8.045	18.395	5.637	7.906	10.804	2.787	3.805	13.616	0.656	0.118	0.058	75.397
1966/67	8.697	32.289	17.490	10.467	1.798	1.844	5.447	4.775	1.024	0.310	0.131	0.109	84.381
1967/68	0.128	13.604	32.350	37.513	8.835	11.153	7.251	3.453	1.666	0.272	0.154	0.086	116.464
1968/69	0.062	0.099	5.305	4.305	7.771	7.547	14.608	5.371	1.260	0.209	0.088	2.238	48.862
1969/70	0.347	1.611	43.584	17.131	11.671	18.149	3.957	2.792	0.891	0.184	1.148	0.135	101.601
1970/71	2.247	2.867	6.326	6.403	5.330	21.054	6.585	19.780	5.434	1.284	0.241	0.110	77.661
1971/72	0.235	26.361	26.887	15.777	20.803	5.989	8.753	17.417	9.319	1.027	0.354	2.007	134.930
1972/73	3.124	0.601	3.378	9.295	37.416	6.082	9.455	2.731	6.029	0.336	1.051	0.242	79.739
1973/74	3.745	2.780	16.243	5.805	22.361	21.369	7.645	2.200	0.485	0.137	0.378	0.223	83.371
1974/75	18.048	19.213	4.172	9.445	3.907	13.766	25.030	7.374	2.597	0.329	0.117	0.546	104.543
1975/76	2.080	20.771	14.376	13.033	7.263	8.355	20.865	5.294	1.627	0.371	0.412	0.449	94.896
1976/77	1.091	4.393	4.266	4.636	3.801	2.399	15.786	25.845	34.135	6.526	1.257	0.195	104.330
1977/78	0.341	1.313	4.982	32.645	38.332	7.950	15.313	19.882	2.766	0.731	0.138	0.102	124.496
1978/79	3.523	3.532	6.083	37.843	24.714	7.292	27.067	4.106	1.477	0.376	0.182	2.510	118.705
1979/80	11.168	50.254	14.825	23.302	1.715	11.477	21.777	16.943	5.766	0.739	0.182	0.106	158.254
1980/81	4.139	5.647	28.251	31.910	8.168	5.472	9.802	3.328	0.611	0.228	0.102	0.115	97.772
1981/82	0.727	0.159	8.996	8.150	10.275	8.321	1.379	0.411	1.117	0.112	0.083	0.215	39.946
1982/83	4.994	11.265	26.080	4.663	10.642	11.218	10.362	2.597	0.444	0.180	10.214	2.083	94.740
1983/84	0.236	0.128	3.139	12.442	7.917	13.821	3.707	11.894	4.257	0.475	0.115	0.723	58.852
1984/85	4.340	7.290	7.331	16.410	4.368	11.775	4.217	8.585	2.006	2.319	0.208	0.094	68.942
1985/86	0.069	3.713	2.213	11.955	18.240	6.430	9.395	2.808	0.428	0.101	0.083	0.260	55.694
1986/87	0.596	0.646	7.764	12.804	18.213	7.746	7.164	0.939	0.797	0.222	0.116	0.072	57.080
1987/88	1.180	12.458	7.680	8.450	8.012	20.877	24.357	6.026	5.340	5.654	1.678	0.597	102.309
1988/89	0.226	0.098	3.892	2.226	2.224	4.399	15.427	6.042	1.645	0.253	0.198	0.199	36.829
1989/90	0.059	1.381	0.596	2.922	0.684	0.629	16.922	2.300	0.422	0.081	0.035	0.033	26.062
1990/91	1.381	5.573	9.882	12.578	8.490	15.493	18.239	19.399	5.837	0.571	0.244	0.507	98.192
1991/92	1.550	12.846	4.770	2.976	1.227	12.391	11.922	5.214	6.923	1.165	0.515	0.434	61.933
1992/93	21.950	11.249	15.040	6.727	9.967	8.445	11.822	6.440	5.356	0.690	0.601	0.679	98.967
1993/94	4.119	4.139	16.779	21.610	9.758	4.119	8.145	5.301	2.172	0.439	0.278	0.334	77.192
1994/95	2.034	2.665	8.731	20.463	18.373	12.508	5.473	2.280	0.897	0.295	0.244	0.172	74.135
1995/96	0.307	1.743	4.548	6.535	23.532	10.227	6.577	2.302	1.484	0.386	0.386	0.581	58.608
1996/97	1.661	15.748	32.011	26.554	7.185	2.379	1.138	5.245	2.686	1.397	1.062	0.514	97.580
1997/98	0.881	6.864	15.220	10.947	5.691	6.839	18.186	7.260	2.263	0.309	0.181	0.728	75.370
1998/99	6.024	10.415	7.755	15.993	19.577	11.720	6.992	5.311	1.811	0.308	0.202	0.302	86.411
1999/00	0.902	9.546	15.906	9.711	6.085	6.678	12.741	5.460	1.609	0.289	0.210	0.154	69.291
2000/01	4.273	11.159	9.850	26.730	11.413	12.327	8.759	2.238	0.656	0.287	0.221	0.160	88.073
2001/02	0.497	6.279	2.853	1.899	2.542	2.189	5.734	5.479	2.152	0.274	0.534	0.306	30.738
2002/03	1.495	2.520	14.071	19.216	15.998	5.300	4.165	3.370	2.213	0.338	0.198	0.158	69.041
2003/04	3.808	4.937	7.884	12.696	3.595	18.423	7.847	2.088	0.270	0.127	0.069	0.096	61.841
2004/05	1.221	6.315	11.292	13.984	19.760	11.613	20.672	11.537	0.505	0.127	0.065	0.085	97.176
2005/06	0.380	8.340	13.071	10.984	7.378	12.129	2.603	1.348	0.544	0.153	0.076	0.060	57.067

9124. Río Jereca aguas abajo de río Nabrón

1940/2005
(hm³)

Serie completa

	Oct	Nov	Dic	Ene	Feb	Mar	Abr	May	Jun	Jul	Ago	Sep	Total
Máximo	21,950	50,254	54,217	46,006	38,332	21,369	27,067	25,845	34,135	6,526	10,214	2,518	164,530
Mínimo	0,059	0,098	0,596	1,899	0,684	0,629	1,138	0,411	0,270	0,081	0,035	0,033	26,062
Media	3,314	8,327	13,892	16,003	11,559	9,570	10,007	6,192	3,211	0,642	0,502	0,508	83,725

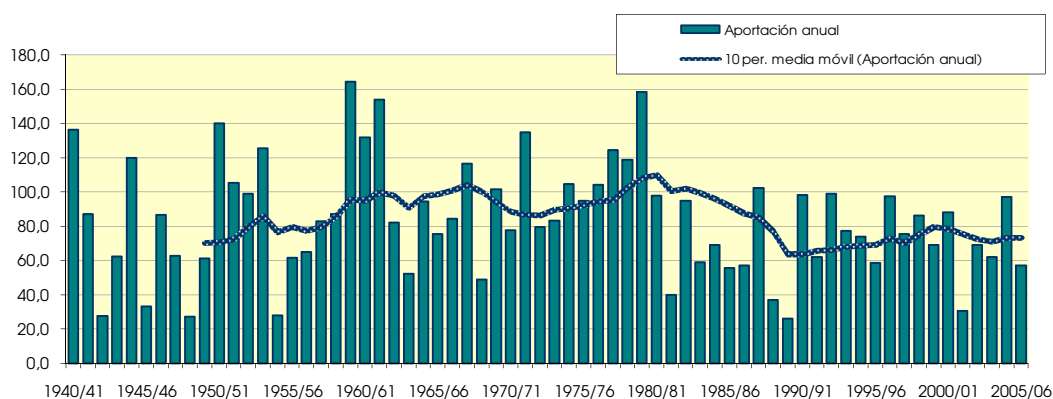
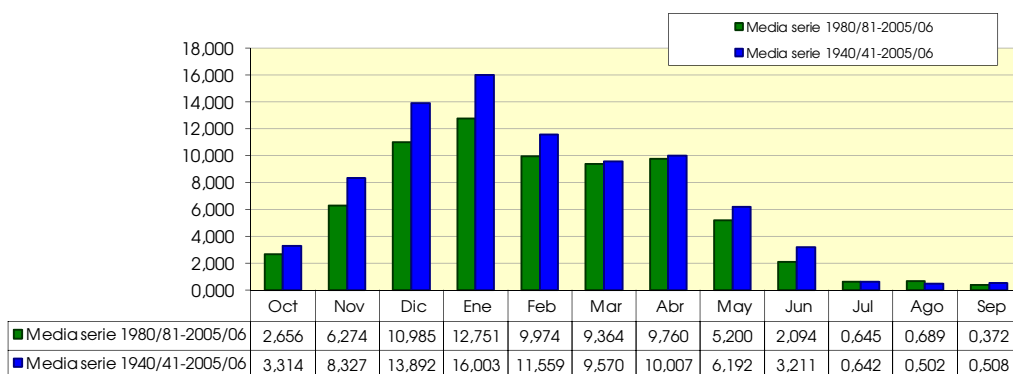
Percentil 1%	0,061	0,098	0,775	2,112	1,037	1,418	1,294	0,562	0,369	0,094	0,054	0,049	26,896
Percentil 5%	0,153	0,269	1,835	2,935	1,736	2,257	2,333	1,415	0,454	0,127	0,078	0,075	28,645
Percentil 10%	0,271	0,995	3,164	3,982	2,285	2,705	3,234	2,132	0,578	0,158	0,095	0,095	38,387
Percentil 25%	0,742	2,556	5,330	6,583	5,790	6,012	5,627	2,746	0,928	0,223	0,176	0,158	61,709
Percentil 50%	1,804	5,485	9,976	12,637	9,167	8,400	8,084	4,318	1,738	0,329	0,240	0,241	83,086
Desviación típica	4,380	9,497	11,885	11,425	8,457	5,079	6,090	5,454	4,663	1,052	1,257	0,633	32,966
Coef. variación	1,322	1,140	0,856	0,714	0,732	0,531	0,609	0,881	1,452	1,639	2,503	1,248	0,394

1980/2005
(hm³)

Serie para asignación y reserva

	Oct	Nov	Dic	Ene	Feb	Mar	Abr	May	Jun	Jul	Ago	Sep	Total
Máximo	21,950	15,748	32,011	31,910	23,532	20,877	24,357	19,399	6,923	5,654	10,214	2,083	102,309
Mínimo	0,059	0,098	0,596	1,899	0,684	0,629	1,138	0,411	0,270	0,081	0,035	0,033	26,062
Media	2,656	6,274	10,985	12,751	9,974	9,364	9,760	5,200	2,094	0,645	0,689	0,372	70,763

Percentil 1%	0,062	0,105	1,000	1,981	0,819	1,019	1,198	0,543	0,308	0,086	0,042	0,040	27,231
Percentil 5%	0,109	0,135	2,373	2,400	1,476	2,236	1,685	1,042	0,423	0,104	0,066	0,063	32,261
Percentil 10%	0,231	0,402	2,996	2,949	2,383	3,249	3,155	1,718	0,436	0,120	0,073	0,078	38,387
Percentil 25%	0,522	2,556	5,410	7,083	5,790	5,711	5,539	2,300	0,622	0,190	0,105	0,125	57,462
Percentil 50%	1,301	5,963	8,864	12,198	8,329	9,336	8,452	5,230	1,627	0,292	0,205	0,237	69,166
Desviación típica	4,312	4,510	7,958	7,938	6,416	4,961	6,124	4,120	1,891	1,133	1,975	0,413	22,487
Coef. variación	1,624	0,719	0,724	0,623	0,643	0,530	0,627	0,792	0,903	1,756	2,866	1,112	0,318



9126. Río Jereca bajo

(hm ²)	Oct	Nov	Dic	Ene	Feb	Mar	Abr	May	Jun	Jul	Ago	Sep	Total
1940/41	11,821	13,084	32,705	43,129	40,376	23,077	20,642	35,363	18,560	4,025	2,575	1,842	247,198
1941/42	3,744	7,091	9,861	50,981	28,209	14,867	24,664	9,050	4,629	1,551	2,388	2,545	159,580
1942/43	4,015	3,344	4,240	10,154	13,776	7,529	5,639	5,322	2,519	0,685	0,603	1,143	58,969
1943/44	2,331	19,342	23,185	10,040	27,895	15,362	10,459	5,361	3,391	1,077	0,933	0,937	120,314
1944/45	30,312	20,203	40,280	80,663	20,081	11,949	7,663	4,429	2,724	0,814	1,839	1,193	222,150
1945/46	2,809	3,684	8,299	7,259	4,116	4,467	12,934	12,234	6,786	1,570	1,089	0,784	66,031
1946/47	1,481	5,916	51,796	24,179	28,486	18,981	10,328	9,035	5,416	1,414	1,134	2,922	161,087
1947/48	4,598	6,615	20,919	38,428	14,526	7,503	11,483	7,921	4,414	1,080	0,868	0,717	119,073
1948/49	2,074	2,516	2,233	5,153	3,207	13,146	11,231	5,574	3,449	1,012	0,753	4,392	54,740
1949/50	5,021	7,116	17,609	14,908	15,153	13,935	20,077	12,882	5,832	1,432	1,155	0,800	115,921
1950/51	5,022	4,030	70,701	45,713	30,291	28,507	17,922	22,492	13,223	3,343	2,064	1,597	244,905
1951/52	11,637	10,952	20,265	53,982	29,271	30,648	28,673	11,053	5,934	2,724	2,108	1,372	208,620
1952/53	5,204	10,319	37,628	46,716	36,045	16,000	18,433	8,493	13,593	3,076	1,743	1,912	199,162
1953/54	17,067	9,137	12,563	50,198	54,160	30,555	26,620	15,999	9,321	2,266	2,256	1,561	231,703
1954/55	2,316	4,255	4,193	14,743	14,779	12,922	7,423	3,432	3,038	1,188	0,892	0,739	69,921
1955/56	5,926	4,821	7,803	18,000	12,914	17,336	29,110	18,393	9,584	2,364	1,658	1,213	129,122
1956/57	6,105	44,822	14,520	9,885	6,861	6,926	10,768	8,388	12,019	2,710	1,433	1,014	125,451
1957/58	1,789	13,481	22,169	33,263	18,273	28,826	23,365	10,589	8,621	2,296	1,653	1,160	165,483
1958/59	2,920	20,945	44,945	33,870	10,115	20,747	16,535	13,438	9,665	2,506	2,070	2,995	180,751
1959/60	21,261	35,426	104,988	77,476	31,934	27,589	15,729	7,370	4,176	1,296	1,098	1,045	329,389
1960/61	10,693	16,312	96,014	84,475	20,432	8,788	11,647	9,255	5,393	1,434	1,046	1,032	266,520
1961/62	9,511	74,800	27,584	45,608	54,915	33,734	27,449	20,096	9,746	2,240	1,537	1,123	308,343
1962/63	3,866	19,080	30,700	23,493	23,840	31,607	17,188	7,009	4,854	1,578	1,605	4,850	169,671
1963/64	5,384	11,345	14,243	8,543	13,372	20,226	21,496	7,726	3,402	0,956	0,819	0,660	108,172
1964/65	5,894	10,144	33,461	53,105	21,066	24,906	25,234	9,892	4,506	1,179	0,942	2,015	192,344
1965/66	7,767	15,714	38,097	11,124	17,181	22,446	6,534	9,018	29,223	1,953	0,630	0,369	160,056
1966/67	18,306	63,486	33,948	20,952	4,221	4,167	12,231	10,494	2,907	1,179	0,675	0,468	173,034
1967/68	0,351	28,125	64,944	68,832	17,613	22,491	15,642	7,767	4,419	1,008	0,630	0,405	232,227
1968/69	0,297	0,297	9,891	7,524	13,572	13,518	23,931	9,756	2,808	0,747	0,414	5,697	88,452
1969/70	0,891	3,573	82,098	33,597	25,704	38,988	9,981	8,298	2,484	0,783	3,465	0,585	210,447
1970/71	5,517	6,012	11,682	12,609	10,269	38,412	12,438	39,852	12,852	3,744	1,179	0,711	155,277
1971/72	1,179	55,953	49,707	31,860	44,793	13,239	18,585	34,587	18,549	3,303	1,620	6,453	279,828
1972/73	9,864	1,971	8,163	17,154	65,601	11,439	18,945	5,733	15,642	1,404	3,060	0,684	159,660
1973/74	9,810	6,327	23,796	9,081	36,234	38,898	14,553	5,130	1,755	0,774	1,449	0,945	148,752
1974/75	26,604	31,950	9,000	18,585	7,668	25,650	43,659	13,491	6,480	1,395	0,639	1,980	187,101
1975/76	4,545	34,868	25,318	24,262	13,748	14,358	34,558	10,408	4,971	1,540	1,508	1,412	171,496
1976/77	2,934	9,792	11,889	9,279	7,632	4,599	26,838	41,256	59,337	12,249	3,591	0,963	190,359
1977/78	1,116	3,681	12,411	79,623	84,114	18,477	30,636	38,790	6,354	2,907	0,936	0,702	279,747
1978/79	7,407	7,146	14,292	67,563	40,203	14,616	49,653	9,036	5,013	1,620	1,017	5,868	223,434
1979/80	19,863	87,723	32,130	47,034	4,797	23,949	46,287	32,238	13,752	3,105	1,089	0,693	312,660
1980/81	8,262	11,610	46,539	55,008	14,283	10,008	18,063	7,533	2,241	1,125	0,549	0,549	175,770
1981/82	1,935	0,495	14,058	12,852	16,461	14,301	3,330	1,143	2,979	0,369	0,315	0,549	68,787
1982/83	7,866	17,775	45,099	9,216	24,480	20,925	23,472	7,056	1,962	0,909	20,016	5,283	184,059
1983/84	1,197	0,738	7,488	20,322	19,287	28,062	9,855	23,022	9,045	1,719	0,666	2,259	123,660
1984/85	10,782	17,397	12,888	29,565	8,100	18,045	7,704	16,272	4,968	6,138	0,792	0,495	133,146
1985/86	0,405	7,740	4,122	20,934	29,673	12,186	16,317	6,048	1,476	0,522	0,369	0,693	100,485
1986/87	1,809	2,025	12,546	20,907	27,900	13,122	13,968	2,799	2,151	0,702	0,423	0,261	98,613
1987/88	2,394	19,575	13,932	15,624	15,309	38,340	46,386	11,286	10,953	11,880	4,932	2,160	192,771
1988/89	1,143	0,558	6,921	4,005	3,420	7,623	24,948	10,322	4,153	1,004	0,785	0,712	65,595
1989/90	0,225	2,934	1,494	6,183	1,854	1,773	29,637	4,680	1,332	0,450	0,225	0,162	50,949
1990/91	3,257	10,756	16,219	20,076	13,847	25,333	31,057	30,699	11,798	2,283	1,464	1,714	168,503
1991/92	4,029	23,060	9,623	6,389	3,051	21,125	19,341	9,608	12,551	2,985	1,834	1,495	115,092
1992/93	35,700	18,766	24,962	12,344	16,542	14,790	19,350	11,788	10,629	2,255	1,854	1,721	170,702
1993/94	8,117	8,261	27,558	40,003	18,607	9,797	13,980	9,726	5,219	1,432	1,030	0,998	144,727
1994/95	4,426	6,038	14,900	36,609	34,569	23,254	12,551	6,012	3,362	1,184	0,973	0,700	144,579
1995/96	1,152	4,358	8,801	14,497	46,370	20,039	15,225	6,614	4,382	1,360	1,188	1,380	125,366
1996/97	3,599	24,976	54,782	47,386	14,693	6,672	4,157	11,913	6,676	3,169	2,812	1,934	182,768
1997/98	3,312	13,039	28,137	19,254	10,730	13,015	30,893	13,293	6,196	1,502	1,039	1,737	142,148
1998/99	9,812	17,444	12,732	24,089	29,498	19,229	13,738	10,579	5,229	1,404	1,033	1,096	145,883
1999/00	2,754	20,052	30,767	18,340	11,331	11,492	24,208	10,861	5,137	1,382	1,026	0,757	138,104
2000/01	9,273	22,730	19,951	51,771	21,468	27,481	18,162	6,829	3,597	1,311	1,038	0,756	184,367
2001/02	1,861	14,570	6,677	4,609	4,993	4,393	10,016	11,659	5,491	1,219	2,894	1,434	69,817
2002/03	5,469	6,913	29,131	48,255	35,330	14,500	15,091	9,757	7,457	1,881	1,331	0,966	176,082
2003/04	10,450	13,115	18,204	27,621	7,875	40,383	17,226	6,273	1,449	0,891	0,495	0,387	144,369
2004/05	4,430	14,438	25,442	30,777	41,294	25,411	41,634	21,669	1,494	0,711	0,486	0,549	208,335
2005/06	1,395	20,673	28,836	22,275	15,147	25,821	6,039	4,410	1,611	0,594	0,414	0,315	127,530

9126. Río Jereca bajo

1940/2005
(hm³)

Serie completa

	Oct	Nov	Dic	Ene	Feb	Mar	Abr	May	Jun	Jul	Ago	Sep	Total
Máximo	35,700	87,723	104,988	84,475	84,114	40,383	49,653	41,256	59,337	12,249	20,016	6,453	329,389
Mínimo	0,225	0,297	1,494	4,005	1,854	1,773	3,330	1,143	1,332	0,369	0,225	0,162	50,949
Media	6,732	15,991	25,789	29,727	22,024	18,826	19,447	12,553	7,498	2,029	1,639	1,524	163,778

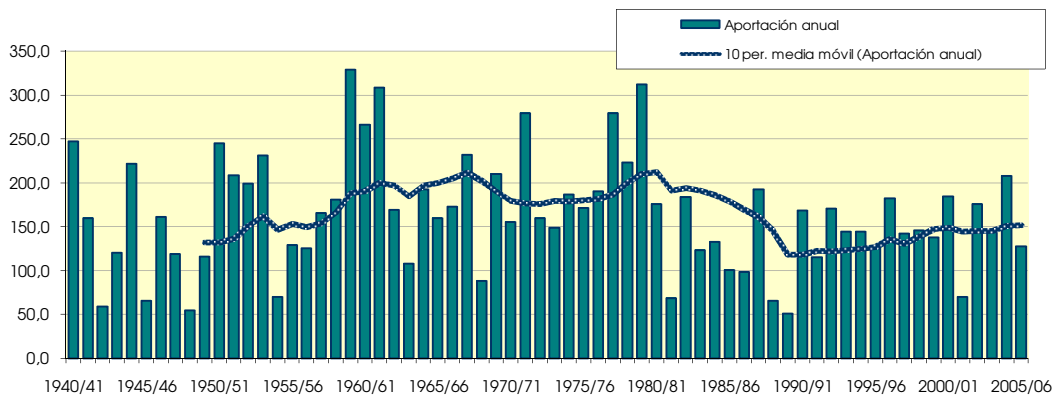
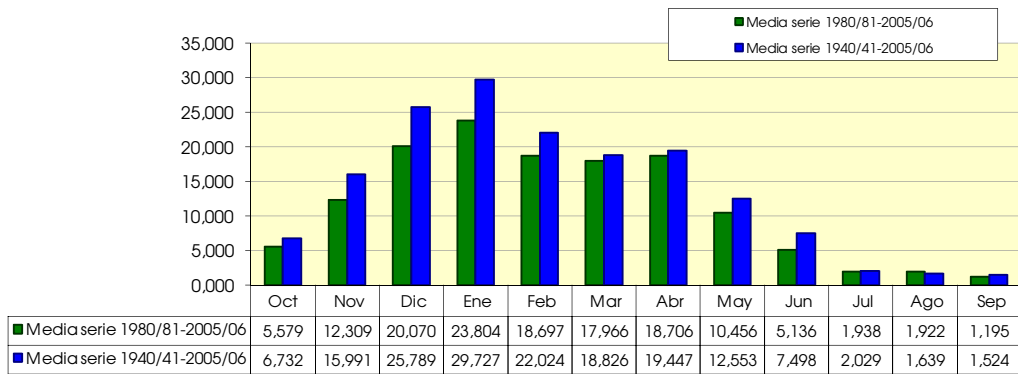
Percentil 1%	0,272	0,426	1,974	4,398	2,632	3,329	3,868	2,219	1,408	0,422	0,284	0,226	53,413
Percentil 5%	0,527	1,046	4,204	6,235	3,594	4,500	6,163	4,415	1,523	0,617	0,414	0,374	65,704
Percentil 10%	1,148	2,725	7,205	8,034	4,895	7,215	7,683	5,226	2,057	0,729	0,491	0,482	69,869
Percentil 25%	2,135	5,940	11,734	12,670	11,726	12,370	11,793	7,021	3,370	1,028	0,787	0,700	124,086
Percentil 50%	4,487	11,149	20,108	22,884	17,397	17,690	17,574	9,741	5,178	1,423	1,089	1,039	160,571
Desviación típica	7,131	17,006	21,568	21,086	15,907	9,655	10,556	9,367	8,216	2,059	2,460	1,403	64,221
Coef. variación	1,059	1,063	0,836	0,709	0,722	0,513	0,543	0,746	1,096	1,015	1,501	0,921	0,392

1980/2005
(hm³)

Serie para asignación y reserva

	Oct	Nov	Dic	Ene	Feb	Mar	Abr	May	Jun	Jul	Ago	Sep	Total
Máximo	35,700	24,976	54,782	55,008	46,370	40,383	46,386	30,699	12,551	11,880	20,016	5,283	208,335
Mínimo	0,225	0,495	1,494	4,005	1,854	1,773	3,330	1,143	1,332	0,369	0,225	0,162	50,949
Media	5,579	12,309	20,070	23,804	18,697	17,966	18,706	10,456	5,136	1,938	1,922	1,195	137,777

Percentil 1%	0,270	0,511	2,151	4,156	2,153	2,428	3,537	1,557	1,361	0,389	0,248	0,187	54,610
Percentil 5%	0,590	0,603	4,761	5,002	3,143	4,963	4,628	3,202	1,456	0,468	0,329	0,275	66,393
Percentil 10%	1,148	1,382	6,799	6,286	4,206	7,147	6,872	4,545	1,485	0,558	0,392	0,351	69,302
Percentil 25%	1,822	6,257	10,354	13,263	10,880	11,665	12,848	6,358	2,174	0,896	0,509	0,549	117,234
Percentil 50%	3,456	13,077	15,560	20,615	15,885	16,418	16,772	9,741	4,675	1,336	1,028	0,862	143,259
Desviación típica	6,983	7,692	13,574	14,859	11,930	9,600	10,639	6,521	3,429	2,345	3,830	1,033	42,684
Coef. variación	1,252	0,625	0,676	0,624	0,638	0,534	0,569	0,624	0,668	1,210	1,992	0,865	0,310



9127. Río Nela alto (aguas arriba de río Torriente)

(hm ²)	Oct	Nov	Dic	Ene	Feb	Mar	Abr	May	Jun	Jul	Ago	Sep	Total
1940/41	5.000	4.473	6.597	9.469	6.980	5.276	3.558	3.966	1.514	0.623	0.720	0.576	48.752
1941/42	2.047	3.384	4.074	7.845	5.221	5.724	7.784	1.877	0.989	0.624	0.467	0.826	40.863
1942/43	3.866	1.810	2.964	7.119	4.762	3.140	2.300	2.622	0.756	0.378	0.299	0.754	30.770
1943/44	1.419	8.929	6.593	2.574	4.438	4.280	3.299	1.828	0.887	0.396	0.324	0.432	35.399
1944/45	6.966	1.715	4.413	5.774	2.577	2.060	1.673	1.335	0.703	0.436	0.687	0.315	28.655
1945/46	2.182	2.236	4.931	2.561	2.530	3.330	8.236	5.035	1.017	0.442	0.383	0.334	33.216
1946/47	1.225	3.906	11.782	3.395	6.144	5.325	2.388	2.913	1.034	0.411	0.583	1.051	40.158
1947/48	1.367	3.809	12.196	14.976	2.355	1.783	7.642	2.069	0.702	0.365	0.368	0.455	48.086
1948/49	1.444	1.301	1.754	6.402	1.180	9.371	4.808	2.298	1.104	0.333	0.437	1.394	31.824
1949/50	0.569	3.144	4.984	2.654	2.663	2.853	17.783	3.202	1.017	0.425	0.798	0.483	40.575
1950/51	2.051	1.492	17.739	11.887	5.430	5.840	4.280	7.742	1.396	0.905	1.001	0.966	60.727
1951/52	7.699	8.058	6.466	12.911	8.573	9.553	12.687	2.134	1.039	1.738	0.536	1.277	72.671
1952/53	2.793	4.875	6.169	5.819	4.651	2.549	4.813	1.453	1.488	0.532	0.398	0.429	35.968
1953/54	2.580	1.018	2.398	4.847	6.816	2.482	2.690	1.910	0.992	0.547	0.792	0.477	27.549
1954/55	0.739	1.037	0.927	3.957	2.929	2.051	1.352	0.825	0.454	0.263	0.200	0.217	14.952
1955/56	1.542	0.706	2.244	4.951	1.215	4.703	6.902	2.603	0.927	0.516	0.370	0.323	27.002
1956/57	2.837	10.430	1.552	3.038	1.988	1.465	4.989	2.376	1.344	0.470	0.346	0.332	31.166
1957/58	0.599	2.284	4.251	5.607	2.196	6.169	4.065	2.377	0.974	0.523	0.378	0.322	29.746
1958/59	0.946	5.677	5.292	4.482	1.486	5.345	3.074	1.865	0.867	0.439	0.405	0.599	30.475
1959/60	4.842	3.425	16.339	7.138	3.413	3.802	2.744	1.457	0.749	0.400	0.331	0.584	45.224
1960/61	3.763	2.809	17.579	9.885	2.194	1.678	2.558	1.159	0.659	0.317	0.222	0.249	43.072
1961/62	3.791	11.430	3.126	5.687	8.857	5.955	5.166	2.646	0.949	0.489	0.364	0.336	48.796
1962/63	1.097	5.010	7.935	3.130	3.872	8.628	4.315	1.521	1.054	0.416	0.392	1.129	38.498
1963/64	1.239	1.713	2.074	0.595	0.717	3.183	5.223	0.177	0.111	0.051	0.164	0.038	15.285
1964/65	0.633	0.610	1.702	2.772	1.248	5.133	4.533	0.262	0.066	0.132	0.279	0.501	17.871
1965/66	0.374	2.349	8.068	1.569	1.473	2.571	0.802	1.885	2.360	0.343	0.142	0.092	22.028
1966/67	2.927	12.630	9.228	2.747	0.682	0.923	2.446	1.056	0.563	0.202	0.131	0.229	33.763
1967/68	0.183	3.897	11.641	11.536	2.346	3.306	2.242	1.237	0.394	0.139	0.161	0.194	37.275
1968/69	0.139	0.258	0.985	1.145	1.677	3.328	2.692	1.762	0.506	0.131	0.141	2.161	14.925
1969/70	0.230	0.451	17.010	3.599	2.927	6.215	3.518	1.972	0.456	0.167	0.270	0.113	36.928
1970/71	0.330	0.893	1.005	1.311	1.653	3.871	3.936	3.169	0.956	0.458	0.202	0.183	17.966
1971/72	0.180	5.961	4.968	3.596	5.315	2.661	3.979	6.530	1.364	0.425	0.285	0.377	35.640
1972/73	1.277	0.332	0.679	2.874	11.210	2.289	3.139	1.052	1.514	0.344	0.286	0.301	25.296
1973/74	1.159	0.550	5.755	1.650	5.296	6.302	2.121	0.949	0.436	0.290	0.217	0.248	24.973
1974/75	9.631	6.695	1.943	2.197	1.489	4.219	7.643	1.995	0.756	0.225	0.345	0.263	37.402
1975/76	1.126	8.289	2.970	3.173	3.268	2.376	7.301	1.278	0.753	0.421	0.370	0.387	31.714
1976/77	0.804	2.811	1.687	1.031	0.895	0.684	2.988	4.947	4.670	1.380	0.696	0.326	22.919
1977/78	0.364	0.758	2.106	5.387	9.867	3.435	4.570	4.633	0.863	0.400	0.257	0.185	32.826
1978/79	1.012	0.721	1.991	8.314	4.186	2.254	7.424	1.419	0.496	0.325	0.304	0.486	28.933
1979/80	1.517	8.877	3.637	5.564	0.740	2.698	7.739	3.605	0.781	0.496	0.238	0.197	36.088
1980/81	1.554	1.103	10.869	9.928	2.580	2.526	1.996	1.959	0.519	0.505	0.315	0.248	34.103
1981/82	0.916	0.451	2.933	3.152	4.202	3.944	0.740	0.533	0.706	0.280	0.437	0.325	18.620
1982/83	1.727	3.101	8.417	1.530	3.431	4.052	5.616	1.038	0.478	0.402	3.090	0.772	33.654
1983/84	0.323	0.334	1.918	5.710	5.443	2.520	1.906	3.872	1.227	0.283	0.185	0.490	24.213
1984/85	2.182	1.688	2.319	3.537	1.794	4.046	1.996	4.969	0.814	0.469	0.221	0.133	24.167
1985/86	0.152	0.574	0.689	5.045	3.762	2.677	1.900	1.146	0.706	0.171	0.103	0.485	17.411
1986/87	0.306	0.495	2.053	3.685	4.280	2.113	2.787	0.514	0.720	0.274	0.215	0.086	17.526
1987/88	0.260	2.626	2.121	1.763	2.079	5.002	4.927	0.929	0.724	0.916	0.367	0.260	21.974
1988/89	0.221	0.202	1.406	0.895	0.370	1.313	3.723	0.976	0.376	0.135	0.072	0.083	9.772
1989/90	0.107	0.855	0.432	0.893	0.427	0.396	9.257	0.767	0.365	0.144	0.057	0.069	13.770
1990/91	0.241	0.726	4.334	1.613	1.065	4.256	2.940	7.748	0.510	0.212	0.090	0.226	23.962
1991/92	0.855	5.139	0.832	0.654	0.593	2.113	6.810	1.581	2.330	0.967	0.197	0.316	22.388
1992/93	9.771	2.113	3.465	0.612	0.427	3.146	2.003	1.184	0.663	0.643	0.334	0.506	24.867
1993/94	1.933	0.971	7.545	5.076	1.359	0.884	3.284	0.949	0.352	0.120	0.146	0.998	23.617
1994/95	0.741	0.925	1.329	9.808	1.153	4.218	0.650	0.791	0.250	0.261	0.068	0.120	20.314
1995/96	0.092	1.003	1.156	1.156	2.778	2.902	1.225	0.559	0.210	0.330	0.264	0.260	11.936
1996/97	0.679	3.362	6.854	5.717	1.570	1.249	1.022	1.960	0.631	0.572	0.384	0.315	24.316
1997/98	0.696	3.068	4.222	2.180	1.685	2.858	4.674	2.081	0.766	0.413	0.308	0.589	23.538
1998/99	2.194	2.890	2.352	4.585	4.574	3.120	2.553	1.746	0.650	0.350	0.259	0.258	25.531
1999/00	0.502	4.042	4.690	1.987	2.244	2.501	3.484	1.358	0.634	0.368	0.274	0.232	22.316
2000/01	2.463	2.082	2.914	8.637	3.249	4.287	2.502	1.329	0.648	0.373	0.275	0.235	28.996
2001/02	0.331	4.319	0.803	1.100	1.501	0.987	0.975	1.336	0.407	0.221	0.215	0.204	12.398
2002/03	0.550	1.082	9.559	7.491	4.077	2.079	3.248	1.665	0.681	0.368	0.274	0.232	31.306
2003/04	2.445	1.701	4.062	7.926	0.979	3.864	2.220	1.435	0.293	0.201	0.132	0.215	25.473
2004/05	0.841	4.665	8.925	5.543	5.188	3.751	5.459	1.815	0.799	0.423	0.313	0.267	37.988
2005/06	0.518	3.753	3.957	3.665	2.356	4.484	1.635	0.958	0.455	0.256	0.190	0.162	22.389

9127. Río Nela alto (aguas arriba de río Torriente)

1940/2005
(hm³)

Serie completa

	Oct	Nov	Dic	Ene	Feb	Mar	Abr	May	Jun	Jul	Ago	Sep	Total
Máximo	9,771	12,630	17,739	14,976	11,210	9,553	17,783	7,748	4,670	1,738	3,090	2,161	72,671
Mínimo	0,092	0,202	0,432	0,595	0,370	0,396	0,650	0,177	0,066	0,051	0,057	0,038	9,772
Media	1,774	3,091	4,999	4,683	3,191	3,547	4,105	2,126	0,857	0,418	0,365	0,428	29,584

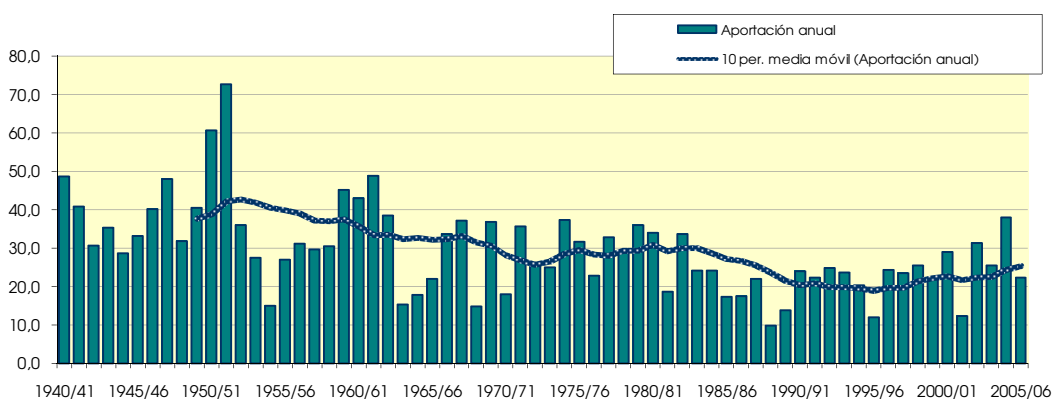
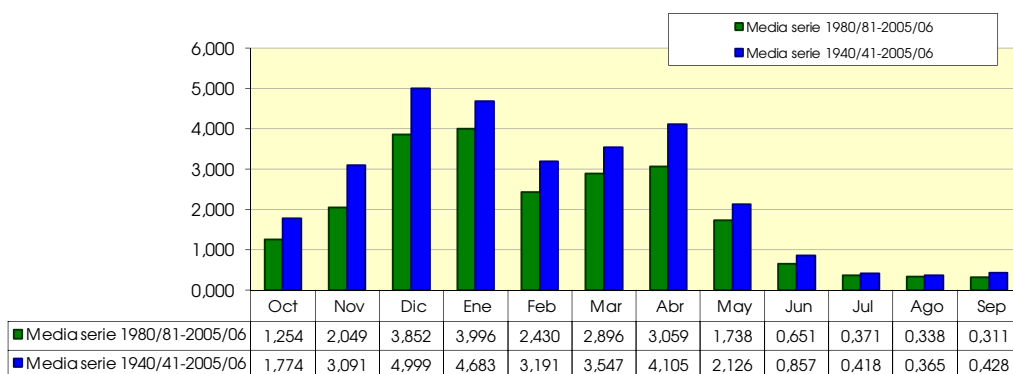
Percentil 1%	0,102	0,238	0,592	0,606	0,407	0,583	0,709	0,233	0,095	0,096	0,064	0,058	11,179
Percentil 5%	0,159	0,363	0,810	0,893	0,615	0,939	0,987	0,540	0,261	0,133	0,093	0,087	14,059
Percentil 10%	0,225	0,523	0,995	1,122	0,817	1,389	1,493	0,808	0,371	0,155	0,136	0,127	16,348
Percentil 25%	0,506	0,936	1,955	2,184	1,487	2,311	2,256	1,149	0,507	0,266	0,205	0,227	22,388
Percentil 50%	1,111	2,260	3,797	3,675	2,554	3,165	3,292	1,754	0,736	0,387	0,292	0,319	28,794
Desviación típica	2,091	2,868	4,332	3,295	2,357	1,917	2,907	1,601	0,641	0,273	0,388	0,363	11,457
Coef. variación	1,179	0,928	0,867	0,704	0,739	0,540	0,708	0,753	0,748	0,655	1,063	0,849	0,387

1980/2005
(hm³)

Serie para asignación y reserva

	Oct	Nov	Dic	Ene	Feb	Mar	Abr	May	Jun	Jul	Ago	Sep	Total
Máximo	9,771	5,139	10,869	9,928	5,443	5,002	9,257	7,748	2,330	0,967	3,090	0,998	37,988
Mínimo	0,092	0,202	0,432	0,612	0,370	0,396	0,650	0,514	0,210	0,120	0,057	0,069	9,772
Media	1,254	2,049	3,852	3,996	2,430	2,896	3,059	1,738	0,651	0,371	0,338	0,311	22,944

Percentil 1%	0,096	0,235	0,496	0,623	0,384	0,518	0,673	0,519	0,220	0,124	0,060	0,073	10,313
Percentil 5%	0,119	0,363	0,718	0,714	0,427	0,909	0,799	0,540	0,261	0,137	0,069	0,084	12,052
Percentil 10%	0,187	0,473	0,818	0,894	0,510	1,118	0,999	0,663	0,323	0,157	0,081	0,103	13,084
Percentil 25%	0,310	0,872	1,534	1,551	1,204	2,113	1,902	0,952	0,419	0,230	0,156	0,206	19,044
Percentil 50%	0,687	1,694	2,923	3,601	2,161	2,880	2,528	1,332	0,641	0,340	0,240	0,253	23,578
Desviación típica	1,902	1,492	3,022	2,916	1,540	1,258	2,040	1,571	0,406	0,214	0,571	0,217	6,851
Coef. variación	1,517	0,728	0,785	0,730	0,634	0,434	0,667	0,904	0,624	0,575	1,689	0,696	0,299



9128. Río Engaña

(hm ²)	Oct	Nov	Dic	Ene	Feb	Mar	Abr	May	Jun	Jul	Ago	Sep	Total
1940/41	3,864	3,703	8,013	11,184	6,985	5,169	4,063	4,103	1,697	0,804	0,754	0,632	50,972
1941/42	1,625	2,640	4,110	10,983	6,008	4,858	6,911	2,055	1,104	0,629	0,543	0,730	42,196
1942/43	2,568	1,507	2,708	6,854	5,097	3,102	2,306	2,195	0,840	0,447	0,346	0,582	28,553
1943/44	1,027	7,245	7,521	2,760	5,827	3,827	2,998	1,753	0,891	0,461	0,379	0,401	35,091
1944/45	5,852	2,180	6,501	7,969	3,581	2,702	2,231	1,307	0,716	0,429	0,562	0,354	34,383
1945/46	1,439	1,544	6,062	2,198	1,797	2,512	7,001	5,154	1,122	0,572	0,437	0,370	30,207
1946/47	0,709	3,029	18,907	3,903	6,135	5,016	2,399	2,568	1,002	0,537	0,457	0,664	45,326
1947/48	0,978	2,715	11,928	15,898	2,493	2,045	6,131	2,167	0,867	0,467	0,363	0,357	46,409
1948/49	0,761	0,723	1,057	5,150	1,053	10,440	3,501	1,943	0,871	0,436	0,365	0,688	26,989
1949/50	0,677	1,830	5,017	2,908	3,959	2,545	8,286	2,160	0,999	0,549	0,438	0,360	29,728
1950/51	1,657	0,936	14,340	10,922	4,983	5,660	3,332	4,665	1,353	0,830	0,634	0,604	49,916
1951/52	2,728	3,525	4,904	12,286	6,082	5,176	8,045	2,193	1,189	0,986	0,598	0,572	48,285
1952/53	1,593	2,500	7,344	8,631	7,937	3,537	5,267	1,824	1,675	0,715	0,532	0,498	42,052
1953/54	3,331	1,375	2,368	10,329	10,838	3,868	4,577	2,761	1,270	0,686	0,850	0,541	42,794
1954/55	0,797	1,350	1,618	5,995	4,099	3,121	1,978	1,104	0,631	0,355	0,269	0,251	21,569
1955/56	1,816	1,014	3,559	7,134	2,028	5,086	7,882	3,431	1,237	0,676	0,499	0,425	34,788
1956/57	1,431	6,771	2,115	4,578	2,646	1,828	3,561	2,087	1,352	0,625	0,462	0,395	27,851
1957/58	0,633	2,144	5,301	7,160	2,970	7,201	4,560	2,544	1,248	0,675	0,509	0,429	35,373
1958/59	0,921	3,919	7,811	6,288	2,068	5,181	3,677	2,570	1,089	0,595	0,522	0,565	35,205
1959/60	3,796	3,259	15,574	7,656	4,379	5,354	3,061	1,820	0,963	0,525	0,395	0,467	47,250
1960/61	2,564	1,746	18,000	10,193	2,624	2,073	2,442	1,361	0,703	0,388	0,294	0,261	42,648
1961/62	2,113	9,010	3,635	5,048	7,266	5,840	5,181	2,697	1,240	0,664	0,491	0,413	43,599
1962/63	0,814	3,738	7,968	3,182	4,531	7,249	3,833	1,715	1,039	0,525	0,418	0,636	35,650
1963/64	1,206	1,031	1,945	0,560	0,738	2,685	3,405	0,213	0,138	0,065	0,183	0,045	12,214
1964/65	0,397	0,456	1,773	3,164	1,449	4,093	2,652	0,293	0,081	0,174	0,298	0,446	15,275
1965/66	0,407	1,725	7,991	1,686	1,778	2,641	0,884	1,714	2,726	0,453	0,193	0,122	22,320
1966/67	2,857	11,760	8,347	2,930	0,836	0,879	2,060	1,220	0,642	0,263	0,171	0,241	32,206
1967/68	0,183	2,881	11,598	11,683	2,632	3,094	2,457	1,207	0,522	0,189	0,206	0,249	36,901
1968/69	0,155	0,258	0,938	1,177	1,714	2,309	2,075	1,295	0,452	0,174	0,159	1,615	12,321
1969/70	0,267	0,312	13,311	3,816	3,378	5,458	2,568	2,291	0,529	0,220	0,286	0,144	32,581
1970/71	0,260	0,852	0,979	1,613	1,971	4,020	3,868	3,962	1,265	0,550	0,278	0,244	19,864
1971/72	0,242	5,296	5,221	4,970	6,305	3,260	3,610	4,447	1,657	0,575	0,384	0,472	36,439
1972/73	1,181	0,438	0,775	3,135	9,039	2,480	3,332	1,221	1,660	0,453	0,370	0,302	24,387
1973/74	1,260	0,561	3,057	1,464	3,888	5,564	2,143	1,134	0,585	0,386	0,286	0,321	20,650
1974/75	6,999	5,634	1,979	2,216	1,766	3,602	7,134	1,758	0,967	0,307	0,348	0,334	33,046
1975/76	1,076	7,676	2,922	3,488	2,804	2,466	5,971	1,695	0,959	0,533	0,452	0,415	30,458
1976/77	1,005	2,827	2,144	1,311	1,203	0,816	2,778	4,026	4,643	1,383	0,936	0,440	23,513
1977/78	0,447	0,968	2,063	6,946	9,076	3,642	4,329	3,269	1,099	0,542	0,348	0,247	32,977
1978/79	0,761	0,727	2,083	10,077	3,905	2,698	9,009	1,986	0,678	0,441	0,407	0,556	33,329
1979/80	1,200	9,540	4,869	6,565	0,979	3,052	5,282	4,527	1,068	0,679	0,327	0,268	38,356
1980/81	2,346	1,276	12,322	10,892	2,828	2,929	2,554	2,538	0,697	0,650	0,410	0,328	39,768
1981/82	1,068	0,564	4,682	3,696	5,205	4,745	0,967	0,667	0,883	0,368	0,546	0,420	23,812
1982/83	1,992	3,577	12,219	2,083	5,377	5,004	7,356	1,426	0,658	0,523	3,331	1,057	44,605
1983/84	0,440	0,449	1,527	5,718	6,837	3,544	2,494	4,323	1,651	0,388	0,249	0,584	28,204
1984/85	2,348	2,101	2,839	4,693	2,156	4,087	2,283	5,114	1,093	0,632	0,300	0,179	27,822
1985/86	0,204	0,540	0,852	6,622	4,697	3,288	2,329	1,536	0,945	0,229	0,137	0,488	21,867
1986/87	0,396	0,621	2,235	3,195	3,882	2,612	3,548	0,686	0,893	0,355	0,284	0,113	18,819
1987/88	0,296	2,277	2,854	2,672	3,372	5,170	6,294	1,308	0,986	1,234	0,506	0,342	27,311
1988/89	0,297	0,272	1,272	1,011	0,465	1,553	4,268	1,106	0,505	0,182	0,095	0,110	11,136
1989/90	0,144	1,034	0,549	1,135	0,586	0,509	9,465	1,211	0,469	0,198	0,077	0,094	15,473
1990/91	0,236	0,816	4,844	1,920	1,178	3,684	3,589	6,979	0,696	0,288	0,122	0,227	24,581
1991/92	0,913	4,505	1,097	0,813	0,757	2,154	6,679	1,762	2,362	1,282	0,257	0,400	22,981
1992/93	8,758	2,755	4,878	0,817	0,497	3,848	2,022	1,505	0,812	0,854	0,420	0,608	27,775
1993/94	2,308	1,164	8,443	5,859	1,767	1,191	3,565	1,100	0,458	0,161	0,195	0,934	27,144
1994/95	0,930	1,077	1,736	9,866	1,379	5,259	0,813	0,955	0,335	0,341	0,092	0,153	22,936
1995/96	0,121	0,714	1,259	1,446	4,140	3,605	1,420	0,737	0,283	0,411	0,333	0,307	14,776
1996/97	0,570	3,154	7,167	6,800	2,074	1,666	1,359	2,756	0,810	0,556	0,464	0,453	27,829
1997/98	0,659	3,260	4,850	2,713	2,057	2,689	4,884	2,139	1,021	0,554	0,412	0,543	25,780
1998/99	1,794	2,447	2,281	4,505	4,927	3,430	2,608	2,168	0,879	0,472	0,349	0,312	26,173
1999/00	0,590	3,055	6,391	2,431	2,208	2,616	3,515	1,712	0,846	0,468	0,355	0,303	24,487
2000/01	2,337	2,811	3,395	9,221	3,194	5,978	3,149	1,717	0,879	0,492	0,368	0,310	33,851
2001/02	0,441	3,689	1,047	1,115	1,463	1,024	1,017	1,211	0,524	0,292	0,256	0,244	12,323
2002/03	0,585	1,019	10,655	9,040	4,844	2,793	3,881	1,942	0,940	0,507	0,375	0,314	36,894
2003/04	2,093	1,797	4,843	8,887	1,210	4,874	2,552	1,826	0,401	0,274	0,178	0,218	29,154
2004/05	0,780	3,802	9,844	6,511	5,870	3,900	5,982	2,220	1,092	0,584	0,427	0,358	41,371
2005/06	0,589	3,440	4,957	4,537	2,652	4,766	1,956	1,195	0,620	0,347	0,259	0,218	25,538

9128. Río Engaña

1940/2005
(hm³)

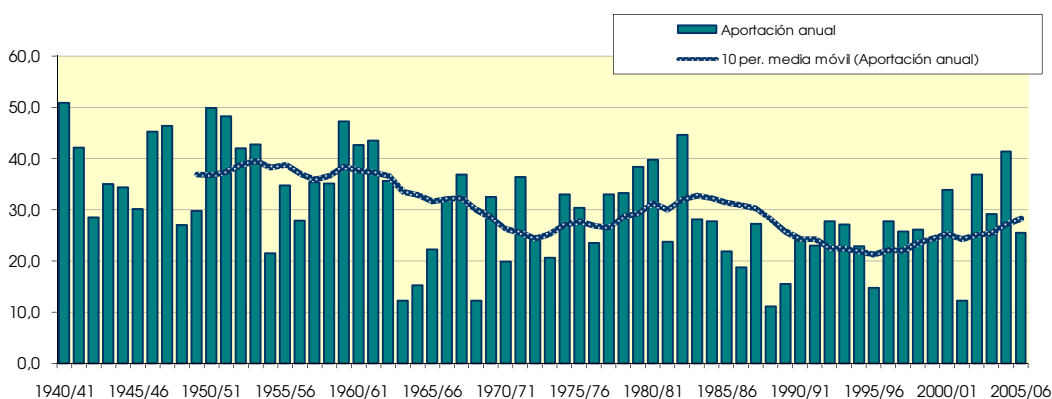
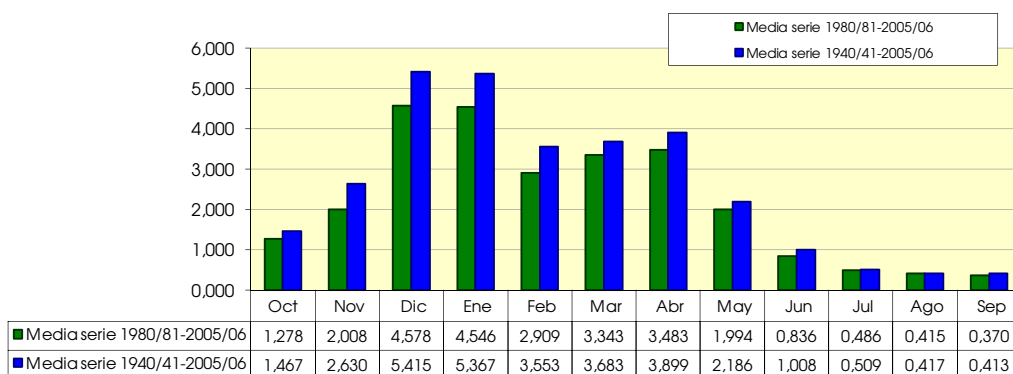
Serie completa

	Oct	Nov	Dic	Ene	Feb	Mar	Abr	May	Jun	Jul	Ago	Sep	Total
Máximo	8,758	11,760	18,907	15,898	10,838	10,440	9,465	6,979	4,643	1,383	3,331	1,615	50,972
Mínimo	0,121	0,258	0,549	0,560	0,465	0,509	0,813	0,213	0,081	0,065	0,077	0,045	11,136
Media	1,467	2,630	5,415	5,367	3,553	3,683	3,899	2,186	1,008	0,509	0,417	0,413	30,547
Percentil 1%	0,136	0,267	0,696	0,725	0,486	0,708	0,859	0,265	0,118	0,127	0,086	0,077	11,837
Percentil 5%	0,189	0,441	0,949	1,037	0,743	1,066	1,102	0,699	0,352	0,176	0,126	0,115	12,936
Percentil 10%	0,251	0,550	1,077	1,244	1,016	1,747	1,967	1,102	0,463	0,209	0,174	0,166	17,146
Percentil 25%	0,478	0,980	2,068	2,491	1,770	2,613	2,410	1,298	0,663	0,355	0,271	0,254	23,955
Percentil 50%	0,954	2,122	4,762	4,636	2,899	3,541	3,508	1,825	0,917	0,482	0,366	0,365	29,441
Desviación típica	1,578	2,363	4,407	3,568	2,339	1,726	2,100	1,294	0,646	0,253	0,400	0,243	9,963
Coef. variación	1,076	0,898	0,814	0,665	0,659	0,469	0,539	0,592	0,641	0,498	0,960	0,589	0,326

1980/2005
(hm³)

Serie para asignación y reserva

	Oct	Nov	Dic	Ene	Feb	Mar	Abr	May	Jun	Jul	Ago	Sep	Total
Máximo	8,758	4,505	12,322	10,892	6,837	5,978	9,465	6,979	2,362	1,282	3,331	1,057	44,605
Mínimo	0,121	0,272	0,549	0,813	0,465	0,509	0,813	0,667	0,283	0,161	0,077	0,094	11,136
Media	1,278	2,008	4,578	4,546	2,909	3,343	3,483	1,994	0,836	0,486	0,415	0,370	26,246
Percentil 1%	0,127	0,316	0,625	0,814	0,473	0,638	0,852	0,672	0,296	0,166	0,080	0,098	11,433
Percentil 5%	0,159	0,472	0,901	0,865	0,520	1,066	0,980	0,699	0,352	0,186	0,092	0,111	12,936
Percentil 10%	0,220	0,552	1,072	1,063	0,672	1,372	1,188	0,846	0,430	0,214	0,108	0,133	15,124
Percentil 25%	0,407	0,866	1,579	1,961	1,400	2,613	2,087	1,199	0,548	0,305	0,208	0,221	22,947
Percentil 50%	0,624	1,949	4,038	4,100	2,430	3,487	2,879	1,624	0,829	0,439	0,316	0,313	25,976
Desviación típica	1,717	1,281	3,581	3,137	1,847	1,440	2,164	1,443	0,427	0,280	0,609	0,232	8,294
Coef. variación	1,343	0,638	0,782	0,690	0,635	0,431	0,621	0,724	0,511	0,575	1,467	0,627	0,316



9129. Río Nela aguas abajo de arroyo Saúl

(hm ²)	Oct	Nov	Dic	Ene	Feb	Mar	Abr	May	Jun	Jul	Ago	Sep	Total
1940/41	15,581	14,745	27,009	43,133	28,038	21,366	15,259	16,620	6,748	3,149	3,000	2,498	197,145
1941/42	6,375	10,121	15,014	37,119	24,714	21,890	29,285	8,291	4,458	2,639	2,113	3,015	165,035
1942/43	12,314	6,027	10,847	26,840	20,540	14,006	9,650	9,782	3,428	1,802	1,385	2,424	119,045
1943/44	4,332	29,081	27,421	10,672	20,057	17,880	13,004	7,600	3,791	1,861	1,490	1,650	138,839
1944/45	23,554	7,630	21,437	26,596	13,357	10,642	8,246	6,039	3,021	1,830	2,213	1,430	125,993
1945/46	5,998	6,673	19,209	9,368	9,142	11,945	30,129	21,508	4,517	2,252	1,758	1,503	124,001
1946/47	3,254	11,188	55,305	14,619	25,442	22,307	10,169	12,185	4,479	2,107	2,141	3,344	166,539
1947/48	4,547	11,816	50,579	63,464	10,646	8,385	26,478	8,705	3,443	1,843	1,531	1,550	192,986
1948/49	3,757	3,631	5,158	19,627	4,643	37,887	15,697	7,769	4,007	1,716	1,606	3,307	108,805
1949/50	2,709	7,509	16,706	11,177	14,491	10,980	40,339	10,266	4,318	2,163	2,141	1,614	124,412
1950/51	6,185	4,276	47,054	42,372	18,491	22,783	14,630	24,838	5,684	3,489	2,945	2,768	195,515
1951/52	14,850	20,741	19,226	45,509	27,430	26,022	38,437	9,042	4,900	4,804	2,417	2,982	216,360
1952/53	6,953	12,069	24,305	30,762	25,492	14,344	21,591	7,261	7,380	2,780	2,074	2,018	157,028
1953/54	12,268	5,272	10,247	30,289	35,584	14,798	17,534	11,276	5,245	2,710	3,761	2,182	151,165
1954/55	3,255	5,171	5,118	21,343	14,915	11,747	7,484	4,310	2,424	1,382	1,050	1,018	79,217
1955/56	6,742	3,953	11,454	28,589	7,126	24,314	36,729	14,415	4,859	2,654	1,948	1,668	144,452
1956/57	8,486	37,405	8,254	16,517	11,122	8,038	19,953	12,740	6,349	2,442	1,806	1,586	134,698
1957/58	2,674	8,670	18,841	25,459	11,993	29,063	20,621	11,646	5,046	2,653	1,986	1,680	140,333
1958/59	3,928	18,943	26,030	22,941	8,105	22,911	14,514	10,176	4,410	2,310	2,091	2,431	138,788
1959/60	17,476	15,092	68,281	33,927	18,207	20,407	12,670	7,277	3,788	2,058	1,584	2,001	202,769
1960/61	10,980	8,653	71,788	41,737	10,288	8,205	10,587	5,351	2,937	1,545	1,149	1,079	174,299
1961/62	10,080	41,887	14,309	23,540	36,810	25,610	22,329	12,206	4,851	2,581	1,913	1,642	197,757
1962/63	3,571	15,236	30,962	14,062	17,477	32,528	16,536	6,828	4,442	2,073	1,713	3,242	148,670
1963/64	5,071	5,104	7,714	2,518	3,170	12,612	18,698	0,851	0,548	0,256	0,751	0,182	57,473
1964/65	1,651	1,843	6,414	11,493	6,017	19,769	15,997	1,198	0,322	0,681	1,225	1,917	68,527
1965/66	1,634	7,373	30,049	7,001	6,663	11,065	3,778	9,149	11,385	1,765	0,749	0,475	91,088
1966/67	10,792	43,461	33,586	12,160	3,344	4,025	9,167	5,094	2,618	1,034	0,671	0,990	126,942
1967/68	0,758	12,380	45,105	44,020	10,718	12,945	9,829	4,972	2,036	0,732	0,811	0,982	145,288
1968/69	0,629	1,058	3,603	4,924	6,865	10,395	9,368	5,427	1,918	0,681	0,646	6,184	51,700
1969/70	1,073	1,373	54,552	15,225	13,268	25,560	12,595	9,197	2,137	0,861	1,163	0,569	137,573
1970/71	1,147	3,437	3,921	6,078	7,624	17,719	18,080	16,157	5,099	2,361	1,074	0,950	83,647
1971/72	0,940	22,983	21,416	17,608	24,895	12,833	16,784	26,246	6,831	2,243	1,493	1,874	156,148
1972/73	5,127	1,710	3,030	13,036	44,625	10,502	14,258	5,145	6,960	1,775	1,445	1,238	108,851
1973/74	5,256	2,362	17,301	6,594	20,014	25,727	9,449	4,628	2,284	1,509	1,122	1,265	97,511
1974/75	31,071	25,961	8,822	9,323	7,201	16,834	32,705	8,801	3,958	1,192	1,552	1,322	148,741
1975/76	4,448	34,115	12,642	15,454	12,968	9,970	28,433	6,669	3,857	2,138	1,809	1,730	134,232
1976/77	3,698	11,135	7,784	4,849	4,508	3,285	14,557	22,415	22,917	6,647	3,646	1,715	107,157
1977/78	1,809	3,666	8,965	24,753	44,263	16,220	21,253	18,726	4,510	2,107	1,354	0,968	148,594
1978/79	3,520	2,943	8,556	38,108	18,209	11,348	34,687	7,544	2,632	1,716	1,591	2,276	133,130
1979/80	6,260	39,617	17,459	26,860	3,837	12,662	31,843	18,494	4,128	2,631	1,267	1,042	166,101
1980/81	6,621	4,676	47,764	44,415	11,508	11,672	9,448	10,045	2,716	2,589	1,617	1,290	154,362
1981/82	3,842	2,253	13,375	13,729	17,676	18,330	3,789	2,613	3,635	1,446	2,179	1,640	84,506
1982/83	6,813	13,191	41,663	8,091	21,454	20,022	30,287	5,671	2,546	2,089	14,139	4,088	170,056
1983/84	1,708	1,750	7,199	21,945	24,772	13,262	9,636	19,263	6,491	1,501	0,974	2,343	110,844
1984/85	9,089	7,512	10,304	18,617	8,565	17,824	10,336	22,949	4,268	2,478	1,166	0,699	113,807
1985/86	0,799	2,272	3,181	21,796	21,309	12,603	8,787	5,976	3,684	0,895	0,536	2,110	83,947
1986/87	1,557	2,458	8,078	14,066	17,150	10,381	14,127	2,678	3,633	1,393	1,114	0,443	77,077
1987/88	1,124	9,498	10,884	9,451	11,359	22,666	25,016	4,993	3,962	4,848	1,955	1,340	107,097
1988/89	1,160	1,061	5,420	3,957	1,651	6,171	16,007	4,723	1,967	0,708	0,371	0,432	43,626
1989/90	0,563	3,442	2,038	4,150	2,273	1,970	39,913	4,296	1,878	0,766	0,300	0,366	61,955
1990/91	0,910	2,795	18,211	7,339	4,664	17,686	13,989	33,848	2,698	1,118	0,474	0,989	104,721
1991/92	3,668	19,443	4,292	3,172	3,031	9,243	29,814	7,735	10,720	5,017	1,012	1,575	98,721
1992/93	35,344	10,518	15,853	3,202	2,019	16,010	9,059	5,975	3,391	3,319	1,677	2,430	108,795
1993/94	8,081	4,467	32,880	23,811	6,867	4,549	13,943	4,641	1,840	0,629	0,761	3,936	106,407
1994/95	3,491	4,234	5,837	38,998	5,320	19,798	3,235	3,887	1,314	1,343	0,357	0,606	88,421
1995/96	0,475	3,424	4,724	5,378	14,291	14,141	5,715	2,863	1,101	1,636	1,330	1,223	56,302
1996/97	2,613	12,149	29,085	26,680	8,105	6,556	5,292	9,588	3,273	2,587	1,910	1,694	109,531
1997/98	2,865	12,370	19,237	11,147	8,542	12,714	21,243	10,113	3,996	2,162	1,611	2,320	108,322
1998/99	7,142	10,432	10,486	18,973	19,862	13,973	10,931	8,749	3,423	1,839	1,363	1,252	108,425
1999/00	2,326	13,779	21,952	9,689	9,258	11,028	15,541	6,772	3,302	1,848	1,398	1,191	98,087
2000/01	8,585	9,507	12,760	38,072	14,636	22,239	12,438	6,794	3,417	1,930	1,438	1,218	133,033
2001/02	1,731	14,994	4,106	4,708	6,117	4,525	4,404	5,838	2,074	1,143	1,030	0,984	51,653
2002/03	2,339	4,258	40,916	37,178	19,074	10,749	15,919	8,067	3,633	1,963	1,455	1,223	146,773
2003/04	8,602	7,065	17,641	35,186	4,749	19,243	10,335	6,822	1,553	1,064	0,695	0,942	113,897
2004/05	3,557	17,412	38,964	26,860	24,262	17,193	24,815	8,880	4,252	2,257	1,659	1,393	171,506
2005/06	2,413	13,324	17,841	16,761	10,958	17,926	7,808	4,736	2,408	1,348	1,005	0,852	97,379

9129. Río Nela aguas abajo de arroyo Saúl

1940/2005
(hm³)

Serie completa

	Oct	Nov	Dic	Ene	Feb	Mar	Abr	May	Jun	Jul	Ago	Sep	Total
Máximo	35,344	43,461	71,788	63,464	44,625	37,887	40,339	33,848	22,917	6,647	14,139	6,184	216,360
Mínimo	0,475	1,058	2,038	2,518	1,651	1,970	3,235	0,851	0,322	0,256	0,300	0,182	43,626
Media	6,094	11,130	20,305	20,713	14,421	15,515	17,048	9,627	4,179	2,047	1,693	1,710	124,482

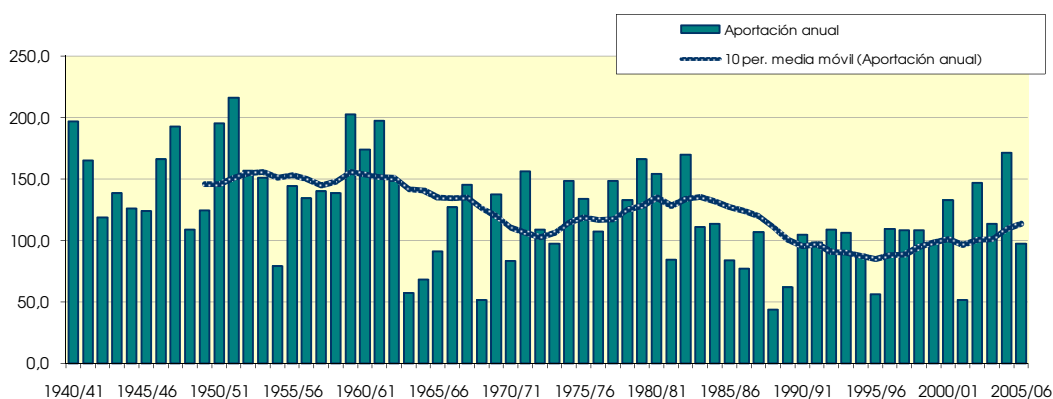
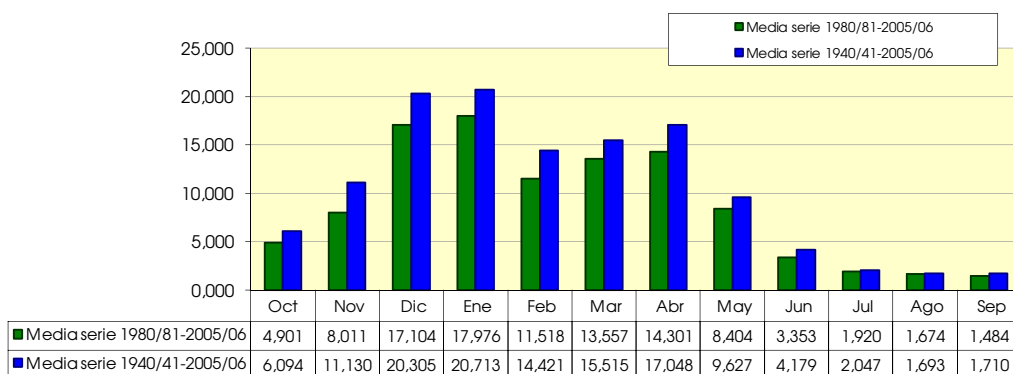
Percentil 1%	0,532	1,060	2,683	2,943	1,890	2,825	3,588	1,077	0,469	0,499	0,337	0,302	48,844
Percentil 5%	0,769	1,720	3,682	4,005	3,065	4,531	4,626	2,724	1,374	0,688	0,490	0,451	56,595
Percentil 10%	1,007	2,262	4,508	4,887	4,173	7,297	7,646	4,303	1,898	0,813	0,683	0,653	72,802
Percentil 25%	1,939	3,737	8,122	9,511	6,932	10,807	9,695	5,370	2,622	1,385	1,056	1,024	98,245
Percentil 50%	3,800	8,142	16,279	18,113	11,751	14,074	14,594	7,752	3,736	1,896	1,473	1,563	124,207
Desviación típica	6,608	10,277	16,503	13,615	9,828	7,163	9,534	6,468	3,068	1,105	1,705	1,017	40,347
Coef. variación	1,085	0,923	0,813	0,657	0,681	0,462	0,559	0,672	0,734	0,540	1,007	0,595	0,324

1980/2005
(hm³)

Serie para asignación y reserva

	Oct	Nov	Dic	Ene	Feb	Mar	Abr	May	Jun	Jul	Ago	Sep	Total
Máximo	35,344	19,443	47,764	44,415	24,772	22,666	39,913	33,848	10,720	5,017	14,139	4,088	171,506
Mínimo	0,475	1,061	2,038	3,172	1,651	1,970	3,235	2,613	1,101	0,629	0,300	0,366	43,626
Media	4,901	8,011	17,104	17,976	11,518	13,557	14,301	8,404	3,353	1,920	1,674	1,484	104,202

Percentil 1%	0,497	1,233	2,324	3,179	1,743	2,609	3,374	2,629	1,154	0,649	0,314	0,383	45,633
Percentil 5%	0,622	1,876	3,412	3,390	2,082	4,531	3,943	2,724	1,374	0,722	0,361	0,435	52,816
Percentil 10%	0,855	2,262	4,199	4,053	2,652	5,360	4,848	3,375	1,696	0,831	0,423	0,524	59,129
Percentil 25%	1,595	3,429	6,178	7,527	5,519	10,473	8,855	4,726	2,157	1,193	0,814	0,953	85,485
Percentil 50%	2,739	7,289	13,067	15,414	10,108	13,618	11,684	6,374	3,346	1,738	1,248	1,237	106,752
Desviación típica	6,810	5,350	13,452	12,687	7,234	5,717	9,188	6,944	1,895	1,104	2,595	0,938	32,718
Coef. variación	1,390	0,668	0,787	0,706	0,628	0,422	0,642	0,826	0,565	0,575	1,550	0,633	0,314



9130. Río Nela aguas abajo de Villarcayo

(hm ²)	Oct	Nov	Dic	Ene	Feb	Mar	Abr	May	Jun	Jul	Ago	Sep	Total
1940/41	18,453	17,893	34,315	57,199	39,971	29,823	23,116	24,353	10,711	5,065	4,331	3,555	268,784
1941/42	8,065	12,299	18,102	49,360	33,224	28,470	36,884	11,921	6,238	3,537	2,875	3,859	214,832
1942/43	13,995	7,424	12,922	30,674	25,413	17,558	12,384	11,683	4,369	2,280	1,736	2,880	143,318
1943/44	5,198	33,483	33,991	14,715	28,922	23,852	17,646	10,276	5,124	2,530	1,987	2,116	179,842
1944/45	29,159	11,303	30,936	48,060	20,864	16,267	12,447	8,267	4,110	2,399	2,887	1,949	188,649
1945/46	7,008	7,969	23,015	11,791	10,972	14,090	36,065	26,439	6,425	3,196	2,402	2,002	151,374
1946/47	3,939	12,802	69,818	20,620	34,200	31,622	15,605	16,461	6,455	3,073	2,845	4,176	221,617
1947/48	5,944	14,089	58,201	79,438	15,650	12,180	32,498	12,033	5,014	2,599	2,055	1,983	241,683
1948/49	4,566	4,463	6,228	22,428	5,976	46,493	19,883	10,162	5,265	2,355	2,064	4,141	134,023
1949/50	3,782	9,057	21,589	15,357	19,794	15,368	48,849	14,309	6,290	3,120	2,789	2,106	162,409
1950/51	8,022	5,661	59,288	56,773	27,944	34,289	22,394	32,492	9,065	5,304	4,177	3,751	269,160
1951/52	17,353	24,447	24,199	61,704	37,220	36,469	51,937	14,380	7,467	6,505	3,534	3,833	289,047
1952/53	8,718	14,334	31,884	46,314	38,404	22,772	31,680	11,611	10,636	4,375	3,124	2,880	226,732
1953/54	15,149	7,453	12,758	43,312	52,542	24,383	27,865	17,308	8,192	4,144	5,112	3,115	221,333
1954/55	4,447	6,812	6,842	27,622	21,460	17,903	11,842	6,595	3,692	2,074	1,535	1,410	112,235
1955/56	8,452	5,448	14,935	36,461	13,769	32,923	48,788	21,191	7,786	4,064	2,882	2,386	199,084
1956/57	10,019	43,564	11,875	22,004	15,016	11,319	24,752	15,770	8,782	3,635	2,600	2,195	171,532
1957/58	3,540	10,823	24,142	34,936	17,289	40,758	28,904	16,730	7,686	3,994	2,912	2,397	194,111
1958/59	5,263	22,341	35,344	32,439	12,888	32,350	22,182	16,008	7,305	3,802	3,241	3,569	196,734
1959/60	21,885	20,190	92,705	49,065	29,770	33,465	20,312	11,426	5,754	3,018	2,240	2,643	292,474
1960/61	14,136	11,496	98,970	61,446	17,709	13,565	15,643	8,659	4,649	2,408	1,739	1,558	251,978
1961/62	12,154	54,189	21,547	33,111	48,761	40,131	33,276	18,566	7,868	4,037	2,880	2,376	278,896
1962/63	4,779	20,275	38,151	19,770	24,438	44,285	24,303	10,687	6,477	3,067	2,398	4,087	202,717
1963/64	6,825	6,137	9,892	3,418	4,140	16,440	24,105	1,258	0,788	0,358	1,017	0,244	74,621
1964/65	2,034	2,395	8,198	16,581	9,311	28,230	20,011	1,868	0,484	0,993	1,697	2,586	94,386
1965/66	2,289	9,413	40,831	10,562	10,458	17,590	5,902	12,362	18,206	3,023	1,222	0,740	132,597
1966/67	14,401	60,937	45,590	17,938	5,276	5,561	12,652	7,370	3,947	1,531	0,969	1,372	177,544
1967/68	1,022	15,395	57,468	63,837	16,190	18,793	15,149	7,443	3,289	1,145	1,221	1,443	202,395
1968/69	0,882	1,426	4,616	6,673	8,758	12,977	12,284	7,036	2,827	1,020	0,924	8,603	68,026
1969/70	1,641	1,858	67,919	21,593	20,467	37,012	17,516	13,923	3,204	1,289	1,669	0,857	188,948
1970/71	1,588	4,864	5,536	8,753	11,911	25,299	25,783	25,426	8,918	3,823	1,767	1,501	125,170
1971/72	1,434	31,320	32,639	27,143	38,288	21,359	24,557	34,804	11,183	3,657	2,327	2,802	231,511
1972/73	6,773	2,535	4,327	16,729	56,871	15,738	20,482	7,582	10,184	2,566	2,036	1,678	147,501
1973/74	7,278	3,192	20,098	8,541	25,139	35,604	14,115	7,090	3,475	2,213	1,589	1,734	130,068
1974/75	36,182	32,980	12,496	12,324	10,850	22,199	47,170	13,342	6,353	1,877	2,213	1,922	199,906
1975/76	5,925	43,331	18,343	22,056	17,559	14,378	36,679	10,464	5,811	3,115	2,586	2,374	182,620
1976/77	4,925	14,475	10,775	6,998	6,645	4,773	19,578	28,747	32,782	9,943	5,780	2,600	148,021
1977/78	2,702	5,324	12,763	37,500	67,407	23,783	30,499	27,200	7,331	3,322	2,047	1,407	221,284
1978/79	4,637	3,906	11,422	52,995	26,695	16,984	48,801	12,388	4,209	2,637	2,352	3,193	190,219
1979/80	8,321	54,347	25,143	39,870	6,364	19,399	44,704	27,588	7,017	4,381	2,021	1,600	240,754
1980/81	8,857	6,633	65,654	62,973	17,338	17,457	14,289	14,975	4,087	3,716	2,269	1,776	220,024
1981/82	4,918	2,954	17,855	18,478	23,426	25,940	5,647	3,698	4,988	1,964	2,893	2,218	114,979
1982/83	8,816	17,511	58,355	14,175	31,719	29,466	44,601	9,615	4,163	3,229	20,944	6,924	249,519
1983/84	2,750	2,694	9,933	28,946	34,838	23,624	16,325	27,374	10,972	2,441	1,508	3,400	164,806
1984/85	13,570	12,545	15,152	28,240	13,488	24,992	15,444	31,158	6,631	3,796	1,760	1,021	167,798
1985/86	1,127	3,363	4,611	28,769	32,494	19,613	13,675	9,450	5,589	1,309	0,764	2,908	123,673
1986/87	2,232	3,390	10,104	18,551	23,673	15,773	21,605	4,046	5,268	2,002	1,578	0,617	108,837
1987/88	1,588	12,681	17,917	14,759	18,459	35,043	39,466	8,638	6,891	8,292	3,268	2,110	169,112
1988/89	1,748	1,541	7,217	5,241	2,299	8,636	22,353	7,524	3,087	1,073	0,548	0,630	61,897
1989/90	0,808	5,181	3,147	6,002	3,658	2,987	52,673	7,772	3,255	1,290	0,480	0,566	87,818
1990/91	1,269	3,885	23,624	10,622	6,723	23,437	21,375	45,108	4,453	1,762	0,718	1,363	144,338
1991/92	5,061	24,768	6,459	4,499	4,365	12,210	41,329	11,321	14,469	7,603	1,476	2,242	135,803
1992/93	43,640	16,034	22,692	4,942	2,922	23,709	12,554	9,156	5,241	5,170	2,476	3,470	152,005
1993/94	11,122	6,421	46,761	35,306	11,092	7,443	19,830	6,739	2,698	0,899	1,062	5,121	154,493
1994/95	4,790	5,936	8,222	51,938	8,115	31,140	5,365	6,088	1,994	1,982	0,521	0,853	126,943
1995/96	0,653	4,296	6,366	7,614	21,119	22,888	9,181	4,671	1,721	2,433	1,914	1,703	84,559
1996/97	3,487	16,108	39,759	38,787	13,338	10,398	8,057	14,345	5,342	3,931	2,949	2,796	159,297
1997/98	4,285	16,944	27,794	17,022	12,727	17,544	30,217	14,523	6,124	3,187	2,292	3,095	155,755
1998/99	8,814	13,298	13,458	23,472	25,708	19,382	15,549	12,957	5,291	2,750	1,977	1,758	144,414
1999/00	3,301	17,691	31,911	15,427	13,538	15,723	21,921	10,541	5,198	2,787	2,032	1,684	141,753
2000/01	11,416	14,348	18,588	53,113	21,677	34,451	19,682	10,756	5,260	2,854	2,078	1,710	195,932
2001/02	2,406	18,385	6,175	6,583	7,848	6,012	6,097	8,314	3,348	1,799	1,635	1,583	70,184
2002/03	3,718	6,421	54,449	57,624	31,166	18,585	26,499	13,019	6,052	3,151	2,245	1,823	224,753
2003/04	11,792	10,273	24,310	45,988	7,681	32,571	16,899	10,987	2,577	1,709	1,082	1,337	167,205
2004/05	5,178	21,309	50,308	38,854	36,252	28,492	40,163	14,930	7,141	3,646	2,565	2,060	250,897
2005/06	3,535	18,049	25,240	23,879	17,248	27,009	13,632	7,919	3,939	2,154	1,543	1,257	145,405

9130. Río Nela aguas abajo de Villarcayo

1940/2005
(hm³)

Serie completa

	Oct	Nov	Dic	Ene	Feb	Mar	Abr	May	Jun	Jul	Ago	Sep	Total
Máximo	43,640	60,937	98,970	79,438	67,407	46,493	52,673	45,108	32,782	9,943	20,944	8,603	292,474
Mínimo	0,653	1,426	3,147	3,418	2,299	2,987	5,365	1,258	0,484	0,358	0,480	0,244	61,897
Media	7,784	14,459	27,059	28,938	20,870	22,591	24,147	13,922	6,381	3,097	2,460	2,389	174,096

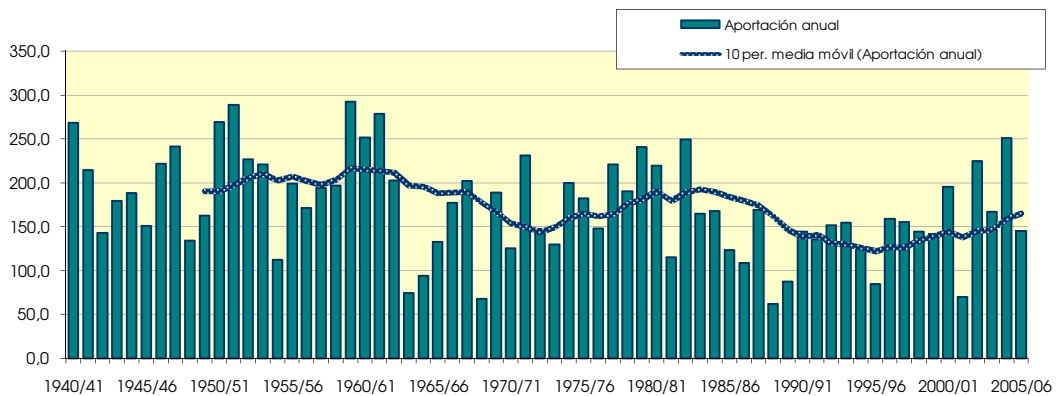
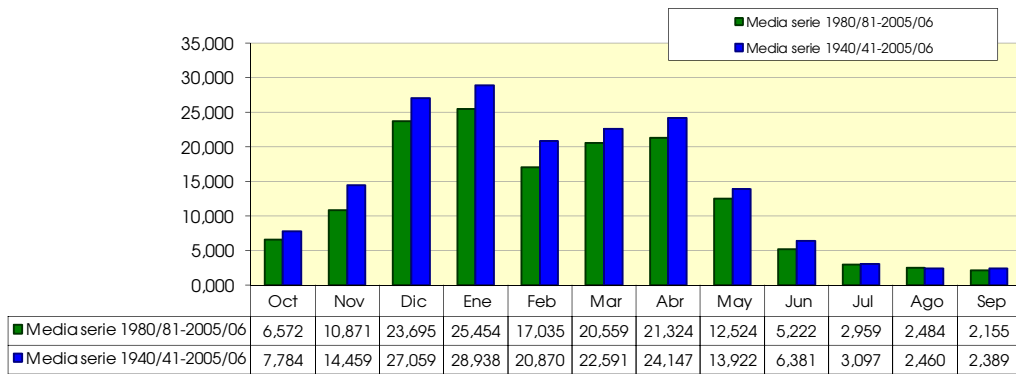
Percentil 1%	0,754	1,501	3,914	4,120	2,704	4,148	5,548	1,654	0,681	0,710	0,507	0,453	65,881
Percentil 5%	1,048	2,430	4,846	5,431	4,196	6,370	6,587	4,203	2,140	1,033	0,730	0,657	77,106
Percentil 10%	1,511	3,073	6,297	6,836	6,170	10,859	12,063	6,667	2,957	1,290	0,993	0,939	101,611
Percentil 25%	2,888	5,355	10,937	14,726	10,881	15,746	15,223	8,279	4,093	2,020	1,580	1,564	137,290
Percentil 50%	5,119	11,400	21,568	23,676	17,634	22,485	21,490	11,647	5,466	2,936	2,059	2,108	168,455
Desviación típica	7,957	13,231	21,636	18,718	13,747	9,996	12,514	8,517	4,475	1,703	2,520	1,403	56,457
Coef. variación	1,022	0,915	0,800	0,647	0,659	0,442	0,518	0,612	0,701	0,550	1,024	0,587	0,324

1980/2005
(hm³)

Serie para asignación y reserva

	Oct	Nov	Dic	Ene	Feb	Mar	Abr	May	Jun	Jul	Ago	Sep	Total
Máximo	43,640	24,768	65,654	62,973	36,252	35,043	52,673	45,108	14,469	8,292	20,944	6,924	250,897
Mínimo	0,653	1,541	3,147	4,499	2,299	2,987	5,365	3,698	1,721	0,899	0,480	0,566	61,897
Media	6,572	10,871	23,695	25,454	17,035	20,559	21,324	12,524	5,222	2,959	2,484	2,155	150,854

Percentil 1%	0,692	1,829	3,513	4,609	2,455	3,744	5,436	3,785	1,789	0,942	0,490	0,578	63,969
Percentil 5%	0,888	2,759	5,002	5,016	3,106	6,370	5,759	4,203	2,140	1,127	0,528	0,620	73,778
Percentil 10%	1,198	3,158	6,270	5,621	4,011	8,039	7,077	5,380	2,638	1,299	0,633	0,741	86,189
Percentil 25%	2,276	4,517	8,650	11,510	7,915	15,735	13,643	7,808	3,496	1,840	1,180	1,343	124,491
Percentil 50%	4,002	11,409	18,252	21,012	15,393	21,250	18,290	10,078	5,220	2,596	1,837	1,767	148,705
Desviación típica	8,456	6,786	18,266	17,746	10,482	8,951	12,858	9,115	2,693	1,784	3,844	1,419	49,311
Coef. variación	1,287	0,624	0,771	0,697	0,615	0,435	0,603	0,728	0,516	0,603	1,548	0,659	0,327



9131. Río Trema bajo

(hm ²)	Oct	Nov	Dic	Ene	Feb	Mar	Abr	May	Jun	Jul	Ago	Sep	Total
1940/41	3.823	4.009	11.825	19.171	17.380	10.056	10.671	10.674	4.798	2.532	1.876	1.590	98.405
1941/42	2.353	2.965	4.572	21.861	12.060	7.645	9.634	4.679	2.578	1.500	1.329	1.354	72.529
1942/43	2.035	2.097	3.167	5.821	8.977	4.585	3.979	2.983	1.711	0.996	0.754	0.836	37.942
1943/44	1.304	5.160	10.034	5.495	14.772	6.582	5.653	3.508	1.939	1.152	0.904	0.813	57.314
1944/45	9.101	5.053	13.985	24.605	9.124	7.066	5.685	3.229	1.645	0.992	1.319	0.871	82.675
1945/46	2.004	2.109	11.379	3.384	2.517	3.649	9.555	9.720	3.043	1.520	1.099	0.879	50.859
1946/47	1.164	4.861	38.542	9.648	15.588	12.005	6.126	5.235	2.602	1.481	1.108	1.512	99.872
1947/48	2.072	6.099	18.978	33.571	5.851	4.700	11.955	5.382	2.219	1.230	0.902	0.871	93.828
1948/49	1.373	1.343	1.573	9.539	1.914	23.031	6.998	4.259	1.884	1.102	0.828	1.655	55.499
1949/50	1.584	5.549	13.652	9.609	13.047	7.267	24.549	5.113	2.652	1.492	1.078	0.860	86.451
1950/51	4.049	2.245	39.639	29.910	16.516	16.072	8.537	11.100	4.135	2.622	1.794	1.776	138.395
1951/52	5.514	5.730	13.739	31.902	18.528	11.362	16.912	6.089	3.293	2.472	1.682	1.369	118.592
1952/53	3.902	7.541	22.499	35.459	39.022	9.604	12.638	5.164	5.895	2.187	1.545	1.300	146.755
1953/54	9.881	3.494	4.429	28.153	56.867	12.193	12.010	9.243	3.592	2.028	2.114	1.445	145.448
1954/55	1.736	2.863	6.351	17.383	9.751	8.260	4.827	2.808	1.821	1.012	0.747	0.647	58.208
1955/56	3.524	2.320	9.689	17.303	7.107	10.156	18.188	9.496	3.616	1.997	1.410	1.120	85.926
1956/57	2.251	10.895	5.106	11.956	6.638	3.990	6.520	4.046	3.493	1.772	1.255	0.995	58.918
1957/58	1.309	4.153	12.516	24.499	8.311	20.090	10.578	6.097	3.466	1.948	1.407	1.123	95.499
1958/59	1.726	7.359	19.819	20.715	5.217	11.925	9.913	7.500	3.370	1.930	1.512	1.507	92.493
1959/60	6.367	7.031	25.193	16.520	10.674	12.440	8.930	4.856	2.608	1.455	1.055	1.089	98.220
1960/61	4.057	3.359	32.983	22.209	7.778	5.761	5.578	3.524	2.028	1.183	0.858	0.704	90.023
1961/62	3.219	16.456	8.498	9.316	15.220	11.977	12.133	6.689	3.675	2.013	1.420	1.110	91.727
1962/63	1.543	5.327	14.968	5.721	9.468	13.035	9.328	4.751	2.530	1.483	1.106	1.441	70.702
1963/64	2.476	1.896	4.220	1.506	1.825	5.691	6.835	0.957	0.656	0.404	0.546	0.245	27.258
1964/65	0.951	1.134	4.549	8.071	4.334	9.121	5.531	1.304	0.634	0.684	0.812	1.071	38.197
1965/66	1.062	3.360	15.679	4.412	5.846	7.257	2.880	4.089	8.645	1.766	0.891	0.581	56.468
1966/67	5.920	21.936	15.064	7.784	2.706	2.583	4.685	3.185	1.904	0.925	0.624	0.670	67.987
1967/68	0.524	4.853	19.371	24.378	6.770	6.941	5.964	3.204	1.807	0.842	0.763	0.758	76.175
1968/69	0.486	0.655	2.272	2.692	3.525	3.898	5.261	2.466	1.444	0.731	0.587	3.225	27.241
1969/70	0.871	1.056	27.249	9.366	9.644	12.863	6.194	5.652	1.742	0.896	0.967	0.598	77.098
1970/71	0.854	2.051	2.356	3.880	5.657	10.114	8.722	11.135	4.251	2.053	1.193	0.936	53.201
1971/72	0.811	11.726	13.597	13.494	16.713	9.474	9.476	11.009	5.486	2.100	1.381	1.387	96.653
1972/73	2.217	1.257	1.943	6.371	18.653	6.577	7.827	3.250	4.065	1.288	1.091	0.994	55.532
1973/74	3.028	1.291	6.306	3.196	11.230	13.264	5.566	3.254	1.759	1.147	0.821	0.794	51.656
1974/75	10.454	12.800	4.571	4.776	4.624	9.451	16.450	4.999	3.000	1.217	1.184	0.975	74.499
1975/76	2.001	15.612	6.418	8.163	7.119	6.212	13.090	4.526	2.685	1.482	1.269	1.041	69.618
1976/77	2.022	6.414	5.042	3.382	3.052	2.454	7.496	9.146	13.451	4.006	2.778	1.372	60.615
1977/78	1.348	2.771	5.718	19.266	22.399	9.828	12.635	10.289	3.797	1.917	1.229	0.852	92.049
1978/79	1.537	1.387	3.757	16.203	10.285	6.434	23.818	5.500	2.238	1.444	1.190	1.344	75.137
1979/80	3.494	21.891	12.325	14.885	3.118	7.792	12.709	11.997	3.442	2.254	1.174	0.889	95.969
1980/81	5.181	3.256	29.341	27.473	8.303	7.430	6.373	6.773	1.985	1.731	1.062	0.811	99.720
1981/82	2.280	1.132	10.553	7.742	9.146	11.489	2.405	1.574	1.891	0.855	1.100	0.813	50.981
1982/83	3.499	5.970	24.224	6.125	11.299	13.443	16.277	4.567	2.212	1.651	6.827	3.137	99.232
1983/84	1.371	1.229	2.434	16.060	14.172	10.370	7.459	11.109	4.958	1.396	0.890	1.484	72.932
1984/85	5.265	5.149	7.098	13.641	5.885	11.608	6.355	12.202	3.087	1.903	1.015	0.638	73.846
1985/86	0.593	1.242	2.195	15.438	12.829	8.597	6.441	4.002	2.393	0.731	0.463	1.076	56.000
1986/87	0.932	1.290	4.612	5.314	10.469	6.687	8.744	1.838	2.240	0.931	0.729	0.350	44.136
1987/88	0.697	4.454	7.173	7.320	9.886	13.556	16.355	4.541	3.477	3.963	1.784	1.170	74.378
1988/89	0.918	0.759	2.512	1.959	1.318	3.464	9.472	3.160	1.466	0.627	0.375	0.361	26.391
1989/90	0.392	2.043	1.248	2.369	1.655	1.456	16.778	3.767	1.711	0.845	0.432	0.393	33.090
1990/91	0.653	2.012	7.911	4.856	3.185	8.290	8.943	14.913	2.421	1.171	0.633	0.727	55.714
1991/92	1.963	8.505	2.724	2.004	1.822	4.823	13.553	4.285	5.583	3.282	0.910	1.090	50.542
1992/93	14.449	6.833	12.186	2.348	1.896	8.574	4.971	4.196	2.493	2.333	1.206	1.465	62.951
1993/94	4.949	2.790	14.326	11.940	4.894	3.521	9.633	2.873	1.393	0.650	0.618	1.763	59.349
1994/95	1.863	2.216	3.601	16.302	3.838	13.953	2.623	2.705	1.104	0.985	0.405	0.459	50.054
1995/96	0.350	1.085	2.173	2.798	11.623	9.566	4.141	2.318	1.047	1.167	0.888	0.789	37.944
1996/97	1.148	5.904	12.009	13.547	5.650	4.394	3.313	6.263	2.501	1.647	1.384	1.305	59.063
1997/98	1.668	7.404	11.095	7.245	4.985	6.239	11.891	5.511	2.791	1.548	1.101	1.198	62.675
1998/99	3.388	4.829	4.678	8.488	10.737	7.784	5.969	5.109	2.421	1.343	0.958	0.792	56.496
1999/00	1.204	5.615	13.057	5.719	5.419	6.155	7.833	4.696	2.393	1.354	0.976	0.781	55.201
2000/01	3.637	6.385	7.344	19.356	7.610	14.313	8.317	4.567	2.412	1.371	1.005	0.792	77.109
2001/02	0.976	4.884	2.485	2.327	3.040	2.100	2.178	2.634	1.545	0.896	0.788	0.752	24.605
2002/03	1.447	2.244	20.082	19.669	14.580	8.363	11.138	5.549	2.868	1.591	1.120	0.872	89.523
2003/04	3.907	4.629	10.288	15.737	4.094	14.744	6.985	4.966	1.570	1.068	0.716	0.692	69.396
2004/05	1.750	5.855	14.871	12.611	12.439	11.315	17.570	6.609	3.385	1.845	1.280	0.980	90.511
2005/06	1.370	5.545	8.782	9.162	6.482	11.618	5.853	3.493	1.847	1.077	0.768	0.598	56.595

9131. Río Trema bajo

1940/2005
(hm³)

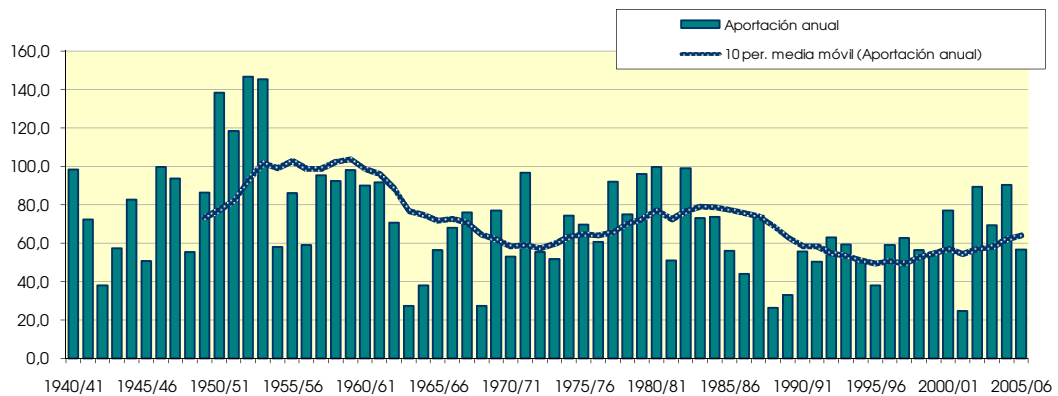
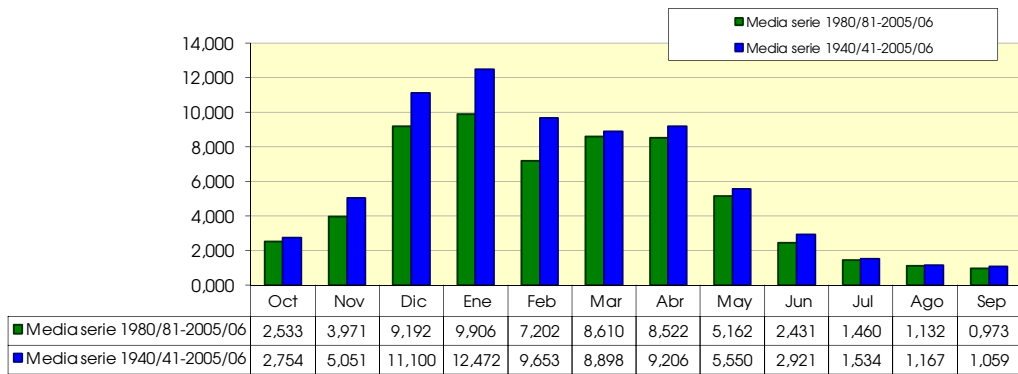
Serie completa

	Oct	Nov	Dic	Ene	Feb	Mar	Abr	May	Jun	Jul	Ago	Sep	Total
Máximo	14,449	21,936	39,639	35,459	56,867	23,031	24,549	14,913	13,451	4,006	6,827	3,225	146,755
Mínimo	0,350	0,655	1,248	1,506	1,318	1,456	2,178	0,957	0,634	0,404	0,375	0,245	24,605
Media	2,754	5,051	11,100	12,472	9,653	8,898	9,206	5,550	2,921	1,534	1,167	1,059	71,365
Percentil 1%	0,377	0,723	1,459	1,800	1,537	1,874	2,325	1,183	0,649	0,549	0,394	0,313	25,766
Percentil 5%	0,541	1,096	2,179	2,332	1,843	2,803	2,988	1,958	1,176	0,695	0,484	0,410	28,716
Percentil 10%	0,754	1,236	2,395	2,745	2,612	3,774	4,413	2,669	1,506	0,844	0,621	0,598	38,071
Percentil 25%	1,174	2,062	4,555	5,551	4,692	6,218	5,881	3,314	1,856	1,026	0,815	0,783	55,507
Percentil 50%	1,913	4,304	9,236	9,574	8,041	8,469	8,427	4,723	2,497	1,450	1,070	0,955	69,507
Desviación típica	2,607	4,492	8,891	8,771	8,565	4,167	4,793	3,059	1,885	0,708	0,822	0,517	26,660
Coef. variación	0,946	0,889	0,801	0,703	0,887	0,468	0,521	0,551	0,645	0,462	0,704	0,488	0,374

1980/2005
(hm³)

Serie para asignación y reserva

	Oct	Nov	Dic	Ene	Feb	Mar	Abr	May	Jun	Jul	Ago	Sep	Total
Máximo	14,449	8,505	29,341	27,473	14,580	14,744	17,570	14,913	5,583	3,963	6,827	3,137	99,720
Mínimo	0,350	0,759	1,248	1,959	1,318	1,456	2,178	1,574	1,047	0,627	0,375	0,350	24,605
Media	2,533	3,971	9,192	9,906	7,202	8,610	8,522	5,162	2,431	1,460	1,132	0,973	61,094
Percentil 1%	0,360	0,841	1,480	1,970	1,402	1,617	2,235	1,640	1,061	0,633	0,382	0,353	25,051
Percentil 5%	0,442	1,096	2,179	2,085	1,697	2,441	2,459	1,958	1,176	0,670	0,411	0,369	28,066
Percentil 10%	0,623	1,180	2,315	2,338	1,859	3,492	2,968	2,476	1,430	0,788	0,448	0,426	35,517
Percentil 25%	0,943	2,020	2,943	4,970	3,902	6,176	5,882	3,243	1,745	0,944	0,719	0,701	50,652
Percentil 50%	1,558	4,542	7,628	8,115	6,183	8,469	7,646	4,554	2,393	1,349	0,934	0,802	57,829
Desviación típica	2,860	2,288	7,134	6,700	4,142	3,898	4,561	3,156	1,053	0,770	1,206	0,567	20,048
Coef. variación	1,129	0,576	0,776	0,676	0,575	0,453	0,535	0,611	0,433	0,527	1,065	0,583	0,328



9133. Río Nela aguas arriba de río Trueba

(hm ³)	Oct	Nov	Dic	Ene	Feb	Mar	Abr	May	Jun	Jul	Ago	Sep	Total
1940/41	23,454	23,187	49,141	82,644	64,112	44,216	37,814	39,730	17,831	8,662	6,909	5,695	403,393
1941/42	11,191	16,204	23,829	76,338	49,639	39,175	50,022	18,518	9,745	5,502	4,582	5,605	310,351
1942/43	16,656	10,146	16,820	37,528	35,994	23,695	17,684	15,520	6,543	3,509	2,660	3,901	190,657
1943/44	6,858	40,028	46,476	22,182	48,165	33,175	25,591	15,142	7,747	4,027	3,143	3,155	255,689
1944/45	40,884	18,241	49,747	88,095	33,700	26,267	20,350	12,696	6,328	3,681	4,525	3,092	307,606
1945/46	9,449	10,632	35,594	16,372	14,317	18,635	47,749	38,013	10,489	5,218	3,837	3,137	213,443
1946/47	5,442	18,199	112,881	33,342	54,290	48,097	24,716	23,789	10,122	5,074	4,312	6,053	346,317
1947/48	8,706	21,038	79,118	118,376	24,202	18,920	46,853	19,082	8,080	4,229	3,229	3,071	354,904
1948/49	6,325	6,210	8,280	32,773	8,547	71,732	28,867	15,645	7,795	3,790	3,124	6,156	199,244
1949/50	5,934	15,285	37,009	26,871	35,080	24,802	76,946	21,589	10,014	5,126	4,207	3,220	266,082
1950/51	12,855	8,630	103,408	92,570	49,744	56,573	35,203	47,699	15,136	8,924	6,644	6,048	443,435
1951/52	24,072	31,605	40,218	102,043	60,707	53,740	75,946	23,433	12,151	9,817	5,822	5,652	445,206
1952/53	13,447	22,811	57,904	88,754	84,616	36,642	49,601	19,177	18,574	7,443	5,241	4,638	408,847
1953/54	26,285	12,100	18,296	77,445	118,379	41,685	45,520	29,616	13,393	6,958	7,833	5,060	402,568
1954/55	6,804	10,389	14,094	47,165	34,338	29,170	19,014	10,654	6,184	3,460	2,543	2,262	186,077
1955/56	12,596	8,484	25,859	56,165	26,385	46,615	72,242	34,139	13,029	6,832	4,798	3,888	311,031
1956/57	12,885	56,514	18,913	36,307	23,473	16,956	33,346	21,235	13,595	6,055	4,281	3,510	247,070
1957/58	5,279	15,807	38,629	63,857	28,365	66,815	43,871	25,508	12,598	6,673	4,815	3,901	316,118
1958/59	7,631	30,944	59,222	57,769	20,717	49,061	36,344	26,739	12,293	6,565	5,363	5,671	318,321
1959/60	29,971	29,549	130,794	75,494	47,393	52,937	33,494	18,583	9,438	4,990	3,644	4,026	440,313
1960/61	19,451	16,225	145,632	96,219	29,592	22,282	23,732	14,022	7,616	4,068	2,919	2,517	384,275
1961/62	16,166	76,523	33,697	48,350	71,544	60,416	51,460	28,835	13,225	6,852	4,828	3,880	415,777
1962/63	6,900	27,667	55,870	28,606	38,231	63,335	37,556	17,565	10,065	5,089	3,869	5,920	300,672
1963/64	10,211	8,405	14,992	5,381	6,409	23,807	33,719	2,436	1,572	0,816	1,701	0,520	109,970
1964/65	3,138	3,763	13,410	27,228	15,416	41,909	27,464	3,541	1,207	1,844	2,759	3,986	145,663
1965/66	3,676	13,604	62,948	16,929	19,020	28,651	9,977	18,180	31,984	5,498	2,376	1,467	214,311
1966/67	21,682	91,588	66,925	28,915	9,020	8,890	19,114	11,730	6,575	2,724	1,752	2,240	271,156
1967/68	1,681	21,436	82,191	98,329	26,023	28,839	23,985	11,969	5,793	2,215	2,194	2,450	307,106
1968/69	1,502	2,257	7,285	10,179	13,137	18,025	19,015	10,277	4,769	1,936	1,659	13,006	103,046
1969/70	2,823	3,154	101,321	34,383	35,181	56,154	26,333	22,167	5,582	2,418	2,875	1,612	294,005
1970/71	2,702	7,619	8,740	14,005	20,109	39,709	38,672	42,321	15,370	6,695	3,346	2,740	202,029
1971/72	2,518	47,384	52,563	46,468	63,481	35,590	38,139	50,695	19,212	6,546	4,167	4,694	371,459
1972/73	9,696	4,245	6,978	24,595	81,525	25,007	31,541	12,150	15,986	4,279	3,438	2,886	222,327
1973/74	11,376	4,903	27,522	12,691	39,291	54,975	22,595	11,705	5,890	3,740	2,657	2,772	200,116
1974/75	48,055	48,426	19,064	18,947	17,555	35,009	72,584	21,196	10,680	3,471	3,743	3,218	301,949
1975/76	8,606	62,098	27,714	34,339	27,016	22,944	54,528	17,086	9,529	5,122	4,260	3,758	293,999
1976/77	7,567	22,348	17,242	11,519	10,907	8,023	29,590	41,514	51,631	15,705	9,740	4,455	230,242
1977/78	4,520	8,962	20,465	65,227	102,407	37,761	48,565	42,504	12,757	5,910	3,654	2,495	355,227
1978/79	6,728	5,730	16,535	77,997	42,063	26,563	79,976	20,559	7,323	4,587	3,954	5,010	297,026
1979/80	13,168	83,090	41,558	61,651	10,898	31,575	64,886	44,575	12,183	7,615	3,614	2,795	377,608
1980/81	14,859	10,844	102,648	101,227	28,943	27,971	23,419	24,344	6,820	6,047	3,674	2,838	353,635
1981/82	7,725	4,438	30,670	28,689	35,199	41,129	9,062	5,849	7,588	3,087	4,356	3,317	181,109
1982/83	13,201	25,446	91,515	23,752	50,284	47,675	68,600	16,360	7,276	5,501	32,027	11,657	393,294
1983/84	4,700	4,461	13,610	48,194	55,666	40,452	27,576	42,814	18,460	4,361	2,692	5,429	268,415
1984/85	20,823	21,053	24,834	47,252	22,044	40,107	24,431	47,404	11,020	6,420	3,100	1,832	270,321
1985/86	1,894	5,130	7,526	47,108	51,493	32,141	22,874	15,376	9,024	2,263	1,348	4,413	200,592
1986/87	3,531	5,164	15,784	26,119	37,828	25,261	34,429	6,630	8,379	3,258	2,553	1,058	169,994
1987/88	2,601	18,628	29,188	24,954	32,815	55,720	66,847	15,433	12,154	14,403	5,788	3,707	282,237
1988/89	2,989	2,559	10,548	7,848	3,921	13,348	35,013	12,229	5,172	1,899	1,019	1,098	97,643
1989/90	1,332	7,979	4,930	9,214	6,077	4,976	76,528	13,609	5,751	2,428	1,012	1,068	134,903
1990/91	2,107	6,420	34,078	17,154	10,995	34,752	34,943	65,956	7,855	3,289	1,484	2,284	221,316
1991/92	7,758	35,534	10,371	7,220	6,891	18,390	60,710	17,512	21,894	12,298	2,635	3,686	204,899
1992/93	61,313	25,888	38,230	8,243	5,352	36,326	19,220	15,148	8,808	8,520	4,109	5,479	236,637
1993/94	17,366	10,194	68,771	54,169	18,323	12,578	32,467	10,744	4,555	1,693	1,838	7,475	240,175
1994/95	7,342	9,181	12,860	74,268	13,629	51,435	9,197	10,009	3,468	3,308	1,014	1,444	197,155
1995/96	1,098	5,782	9,250	11,504	37,109	37,299	15,258	8,000	3,110	4,033	3,106	2,745	138,294
1996/97	5,143	23,610	57,813	58,607	21,855	16,898	12,879	23,427	8,964	6,291	4,894	4,642	245,024
1997/98	6,728	26,379	43,787	27,501	19,890	26,426	47,800	22,465	10,084	5,289	3,755	4,639	244,743
1998/99	12,959	19,426	19,537	33,916	39,127	29,824	24,011	20,190	8,738	4,588	3,265	2,817	218,397
1999/00	5,011	25,308	50,279	24,342	21,226	24,272	33,210	17,315	8,646	4,654	3,349	2,727	220,338
2000/01	16,172	22,703	28,873	80,793	33,170	55,304	31,945	17,517	8,683	4,722	3,427	2,762	306,072
2001/02	3,744	24,490	9,787	9,829	11,655	8,867	9,130	12,207	5,606	3,057	2,769	2,663	103,804
2002/03	5,893	9,652	81,014	89,963	53,505	31,321	44,096	21,344	10,276	5,402	3,800	3,022	359,288
2003/04	17,120	16,289	37,812	67,449	13,720	55,565	27,674	18,240	4,721	3,136	2,012	2,238	265,976
2004/05	7,730	28,609	70,114	58,046	56,939	46,164	67,414	24,941	12,149	6,264	4,342	3,401	386,112
2005/06	5,529	25,947	37,765	37,066	27,464	43,589	22,786	13,190	6,637	3,669	2,606	2,075	228,322

9133. Río Nela aguas arriba de río Trueba

1940/2005

(hm³)

Serie completa

	Oct	Nov	Dic	Ene	Feb	Mar	Abr	May	Jun	Jul	Ago	Sep	Total
Máximo	61,313	91,588	145,632	118,376	118,379	71,732	79,976	65,956	51,631	15,705	32,027	13,006	445,206
Mínimo	1,098	2,257	4,930	5,381	3,921	4,976	9,062	2,436	1,207	0,816	1,012	0,520	97,643
Media	11,296	21,008	41,371	45,734	34,183	35,245	37,214	21,815	10,543	5,205	4,045	3,798	271,459

Percentil 1%	1,250	2,453	6,261	6,577	4,851	6,956	9,106	3,155	1,444	1,386	1,013	0,870	101,155
Percentil 5%	1,734	3,883	7,714	8,486	6,529	9,812	10,702	6,972	3,740	1,908	1,382	1,185	116,204
Percentil 10%	2,560	4,682	9,518	10,842	9,959	16,927	18,349	10,466	4,971	2,341	1,726	1,722	157,829
Percentil 25%	4,778	8,424	16,607	23,899	17,747	24,405	23,795	13,294	6,590	3,463	2,658	2,679	207,035
Percentil 50%	7,678	16,257	33,888	36,687	29,267	34,880	33,420	18,379	8,994	4,856	3,526	3,268	267,248
Desviación típica	10,947	18,930	32,332	29,644	23,384	15,515	18,854	12,664	7,203	2,747	3,839	2,116	89,885
Coef. variación	0,969	0,901	0,782	0,648	0,684	0,440	0,507	0,581	0,683	0,528	0,949	0,557	0,331

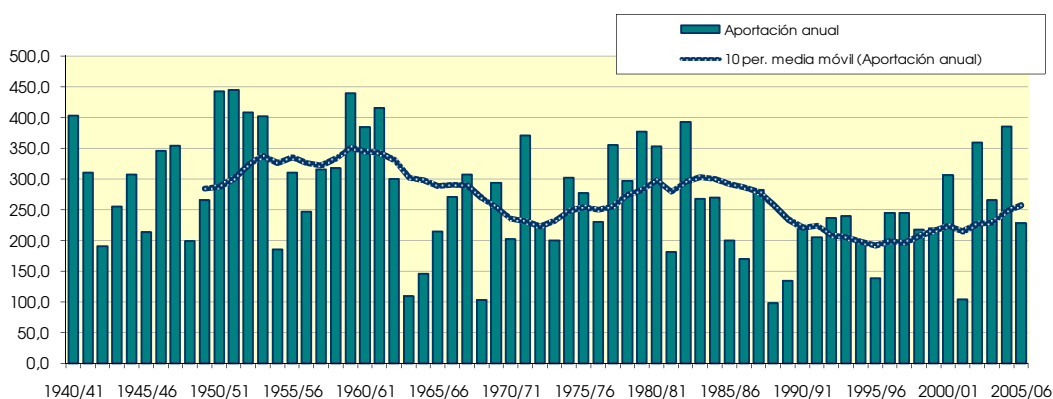
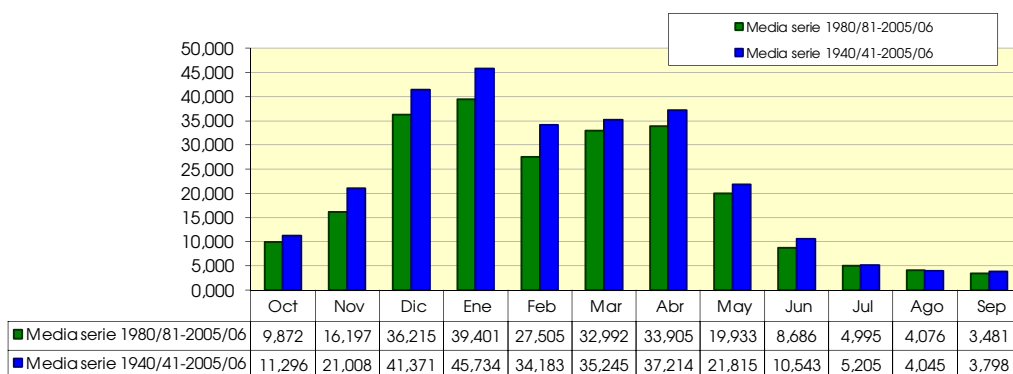
1980/2005

(hm³)

Serie para asignación y reserva

	Oct	Nov	Dic	Ene	Feb	Mar	Abr	May	Jun	Jul	Ago	Sep	Total
Máximo	61,313	35,534	102,648	101,227	56,939	55,720	76,528	65,956	21,894	14,403	32,027	11,657	393,294
Mínimo	1,098	2,559	4,930	7,220	3,921	4,976	9,062	5,849	3,110	1,693	1,012	1,058	97,643
Media	9,872	16,197	36,215	39,401	27,505	32,992	33,905	19,933	8,686	4,995	4,076	3,481	237,257

Percentil 1%	1,157	3,029	5,579	7,377	4,279	5,948	9,079	6,044	3,200	1,745	1,012	1,061	99,183
Percentil 5%	1,473	4,444	7,957	7,947	5,533	9,795	9,147	6,972	3,740	1,990	1,015	1,076	111,579
Percentil 10%	2,000	4,796	9,518	8,729	6,484	12,963	11,038	9,005	4,638	2,346	1,183	1,271	136,599
Percentil 25%	3,584	6,810	13,047	18,803	13,652	24,520	22,808	12,469	5,972	3,166	2,147	2,249	198,014
Percentil 50%	6,311	17,459	29,929	31,303	24,754	33,446	29,810	16,837	8,513	4,474	3,103	2,828	232,480
Desviación típica	11,915	9,653	27,563	27,157	16,692	14,738	19,720	13,364	4,183	2,958	5,833	2,252	78,724
Coef. variación	1,207	0,596	0,761	0,689	0,607	0,447	0,582	0,670	0,482	0,592	1,431	0,647	0,332



9134. Río Trueba aguas arriba de embalse de Bárcena

(hm ²)	Oct	Nov	Dic	Ene	Feb	Mar	Abr	May	Jun	Jul	Ago	Sep	Total
1940/41	2,373	2,372	5,642	7,240	9,327	6,106	5,302	5,967	1,782	0,918	0,750	0,728	48,509
1941/42	1,506	2,145	3,743	11,471	4,604	6,561	6,853	2,425	1,287	0,698	0,635	0,844	42,772
1942/43	1,165	1,350	2,281	5,456	5,587	3,173	2,503	2,119	0,978	0,532	0,406	0,522	26,071
1943/44	0,902	4,031	5,853	3,037	5,332	5,142	3,631	1,982	0,964	0,554	0,443	0,454	32,326
1944/45	8,000	2,845	7,367	6,637	5,548	4,740	2,942	1,688	0,816	0,487	0,588	0,427	42,087
1945/46	1,155	1,390	5,616	2,126	1,910	2,557	4,241	4,123	1,283	0,678	0,512	0,437	26,029
1946/47	0,688	2,716	15,297	4,235	7,659	7,168	3,473	2,915	1,152	0,628	0,497	0,700	47,129
1947/48	1,159	2,516	7,415	13,158	3,073	2,834	5,094	2,477	1,026	0,551	0,427	0,422	40,153
1948/49	0,919	0,891	1,187	4,452	1,323	8,538	3,098	2,242	0,938	0,520	0,403	0,722	25,232
1949/50	0,850	3,108	5,114	3,583	6,155	4,040	9,008	2,659	1,165	0,644	0,492	0,428	37,248
1950/51	2,288	1,452	12,174	12,398	7,958	8,661	4,412	5,111	1,558	1,017	0,726	0,768	58,523
1951/52	3,246	2,612	6,187	10,966	7,364	6,612	7,782	2,595	1,363	1,038	0,709	0,662	51,135
1952/53	2,253	3,494	8,174	7,751	8,871	6,997	7,062	2,594	2,386	0,841	0,632	0,597	51,652
1953/54	6,718	2,047	3,568	10,288	12,791	8,343	6,571	4,601	1,492	0,800	0,797	0,663	58,681
1954/55	1,003	1,901	3,011	8,089	4,536	4,834	2,379	1,380	0,756	0,416	0,315	0,308	28,930
1955/56	2,912	1,374	3,975	7,155	2,497	4,964	7,592	3,969	1,436	0,785	0,583	0,500	37,743
1956/57	1,610	6,459	3,027	3,816	3,761	2,798	3,552	2,548	1,394	0,737	0,544	0,475	30,719
1957/58	0,803	2,781	4,716	9,933	4,966	9,269	5,550	3,000	1,448	0,788	0,594	0,509	44,355
1958/59	1,071	4,930	8,613	8,175	2,773	5,887	4,721	3,059	1,232	0,679	0,543	0,665	42,348
1959/60	3,848	4,453	7,946	7,191	4,502	5,218	4,563	2,087	1,125	0,616	0,467	0,538	42,554
1960/61	1,750	1,568	12,363	9,876	4,235	2,742	2,931	1,499	0,792	0,453	0,343	0,304	38,857
1961/62	1,449	6,664	4,916	3,892	5,721	5,291	5,445	2,775	1,435	0,763	0,567	0,485	39,403
1962/63	0,813	1,997	7,571	2,513	3,924	6,798	4,138	2,255	1,092	0,615	0,524	0,821	33,061
1963/64	1,526	1,100	2,480	0,846	0,860	3,423	4,570	0,275	0,165	0,077	0,217	0,055	15,593
1964/65	0,460	0,453	1,974	3,995	2,217	5,751	3,510	0,389	0,096	0,204	0,364	0,589	20,001
1965/66	0,565	2,079	7,627	2,171	2,681	3,593	0,997	1,574	2,479	0,524	0,222	0,140	24,652
1966/67	2,211	11,458	9,354	4,297	1,095	1,211	2,724	1,392	0,749	0,307	0,201	0,283	35,283
1967/68	0,383	2,969	10,594	12,684	2,735	3,124	2,369	1,181	0,606	0,217	0,231	0,301	37,393
1968/69	0,201	0,277	1,628	2,205	1,726	2,756	3,288	0,884	0,501	0,204	0,188	1,726	15,585
1969/70	0,347	0,511	16,439	3,197	3,133	7,755	3,350	2,835	0,602	0,257	0,243	0,168	38,837
1970/71	0,446	1,140	1,309	1,710	2,942	4,934	3,247	4,099	1,445	0,623	0,319	0,279	22,492
1971/72	0,319	5,037	6,813	4,112	7,211	4,784	4,970	7,392	1,932	0,658	0,444	0,564	44,236
1972/73	0,921	0,575	1,140	3,161	11,625	4,108	4,632	1,518	2,143	0,539	0,500	0,355	31,214
1973/74	2,344	0,804	5,415	2,007	6,299	8,186	2,960	1,413	0,684	0,453	0,340	0,391	31,295
1974/75	9,733	6,899	2,519	2,013	1,976	4,051	7,080	1,917	1,083	0,353	0,378	0,397	38,400
1975/76	1,198	6,652	3,118	3,613	3,996	3,909	6,788	2,051	1,071	0,645	0,528	0,495	34,066
1976/77	1,715	4,588	3,081	1,718	1,733	1,482	4,115	4,944	4,367	1,584	1,132	0,516	30,975
1977/78	0,591	1,748	2,276	4,016	10,188	5,346	4,763	4,138	1,324	0,631	0,405	0,290	35,718
1978/79	0,776	0,604	2,192	7,433	4,731	2,495	10,447	2,173	0,779	0,509	0,477	0,683	33,297
1979/80	2,502	11,885	5,086	6,651	1,270	3,993	6,755	5,465	1,183	0,787	0,375	0,310	46,263
1980/81	2,304	2,041	11,844	14,692	4,835	5,714	3,833	3,304	0,816	0,821	0,485	0,387	51,076
1981/82	1,817	0,704	6,616	5,305	6,897	7,837	1,182	0,823	1,082	0,441	0,680	0,468	33,852
1982/83	4,299	3,259	10,607	2,514	4,470	6,482	5,493	1,741	0,757	0,603	2,618	1,217	44,060
1983/84	0,511	0,527	1,596	11,198	4,699	5,429	3,455	6,711	2,003	0,444	0,287	0,801	37,663
1984/85	2,580	2,270	3,192	5,545	3,383	5,320	2,626	6,384	1,280	0,731	0,350	0,210	33,870
1985/86	0,241	0,737	1,341	7,952	7,531	7,372	3,539	1,861	1,115	0,269	0,162	0,502	32,621
1986/87	0,502	0,852	4,021	2,804	6,713	3,645	4,459	0,821	1,227	0,418	0,339	0,134	25,935
1987/88	0,297	3,179	3,210	3,673	4,409	7,486	5,489	1,458	1,082	1,373	0,581	0,402	32,639
1988/89	0,347	0,319	1,794	1,476	1,061	2,774	4,467	1,386	0,592	0,212	0,110	0,129	14,667
1989/90	0,173	0,992	0,462	1,028	0,721	0,675	8,698	1,174	0,532	0,227	0,088	0,109	14,878
1990/91	0,327	1,321	4,583	2,559	2,173	4,770	4,117	9,241	0,807	0,332	0,141	0,263	30,633
1991/92	1,366	6,338	1,480	1,118	1,044	2,142	7,439	2,032	2,432	1,543	0,306	0,506	27,747
1992/93	10,990	4,702	6,480	1,096	0,524	4,506	2,185	1,794	0,911	1,017	0,492	0,756	35,453
1993/94	2,465	1,535	8,308	4,685	2,134	1,628	6,180	1,280	0,537	0,189	0,230	1,474	30,645
1994/95	1,221	1,580	2,485	10,168	1,625	7,719	0,975	1,208	0,391	0,391	0,108	0,186	28,055
1995/96	0,145	0,678	1,329	1,076	3,738	5,066	1,784	0,943	0,335	0,494	0,387	0,401	16,377
1996/97	0,734	4,018	6,681	6,448	2,979	2,241	1,629	2,445	0,888	0,576	0,513	0,466	29,619
1997/98	0,825	3,903	4,853	3,820	2,549	3,455	5,175	2,916	1,198	0,649	0,484	0,580	30,406
1998/99	3,602	3,630	3,690	5,938	6,301	5,792	3,616	2,210	1,026	0,548	0,408	0,369	37,131
1999/00	0,642	3,720	5,851	2,491	3,681	3,765	3,741	2,002	0,981	0,568	0,421	0,364	28,227
2000/01	2,260	3,332	3,778	8,745	3,285	5,818	3,849	1,948	1,017	0,573	0,433	0,366	35,405
2001/02	0,522	2,509	1,352	1,592	2,709	1,371	1,316	1,555	0,631	0,348	0,333	0,291	14,529
2002/03	0,695	1,331	9,568	6,598	5,493	4,000	3,976	2,479	1,075	0,579	0,431	0,367	36,592
2003/04	2,369	2,215	4,869	8,116	1,476	6,488	3,151	2,487	0,462	0,314	0,204	0,247	32,399
2004/05	0,944	3,654	8,078	5,204	4,423	6,359	7,540	2,823	1,242	0,664	0,491	0,423	41,845
2005/06	0,704	3,978	3,882	4,135	3,041	7,970	2,895	1,537	0,715	0,398	0,300	0,260	29,815

9134. Río Trueba aguas arriba de embalse de Bárcena

1940/2005
(hm³)

Serie completa

	Oct	Nov	Dic	Ene	Feb	Mar	Abr	May	Jun	Jul	Ago	Sep	Total
Máximo	10,990	11,885	16,439	14,692	12,791	9,269	10,447	9,241	4,367	1,584	2,618	1,726	58,681
Mínimo	0,145	0,277	0,462	0,846	0,524	0,675	0,975	0,275	0,096	0,077	0,088	0,055	14,529
Media	1,782	2,836	5,314	5,443	4,284	4,939	4,428	2,640	1,140	0,592	0,461	0,488	34,348

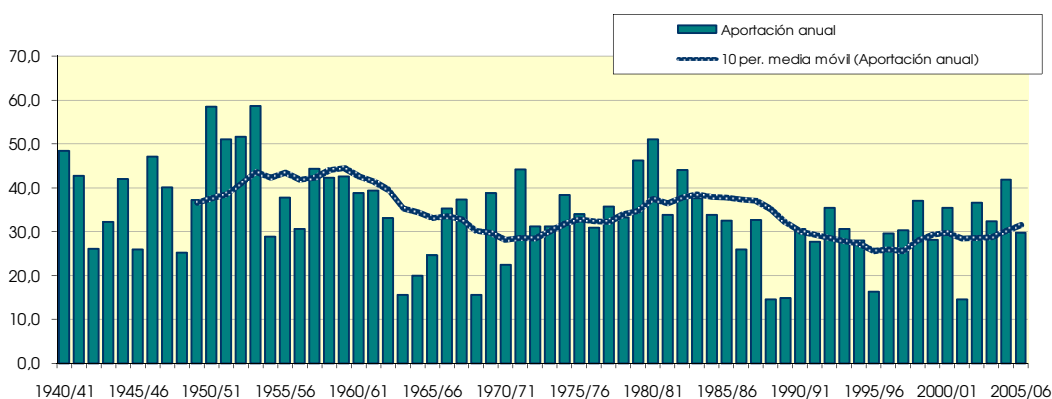
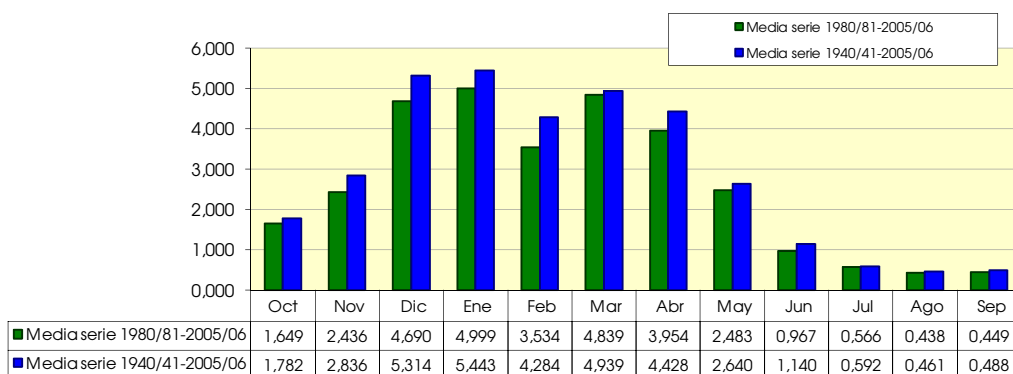
Percentil 1%	0,163	0,304	0,902	0,964	0,652	1,023	0,989	0,349	0,141	0,150	0,101	0,090	14,619
Percentil 5%	0,255	0,515	1,314	1,102	1,049	1,519	1,394	0,838	0,409	0,206	0,146	0,135	15,587
Percentil 10%	0,337	0,641	1,416	1,651	1,297	2,368	2,277	1,178	0,535	0,242	0,203	0,198	21,246
Percentil 25%	0,604	1,324	2,493	2,525	2,287	3,431	3,111	1,522	0,763	0,417	0,316	0,305	29,102
Percentil 50%	1,113	2,243	4,785	4,266	3,843	4,949	4,116	2,192	1,079	0,570	0,429	0,433	33,861
Desviación típica	2,087	2,328	3,529	3,492	2,664	2,087	2,024	1,721	0,642	0,292	0,327	0,289	10,033
Coef. variación	1,171	0,821	0,664	0,642	0,622	0,422	0,457	0,652	0,563	0,493	0,709	0,592	0,292

1980/2005
(hm³)

Serie para asignación y reserva

	Oct	Nov	Dic	Ene	Feb	Mar	Abr	May	Jun	Jul	Ago	Sep	Total
Máximo	10,990	6,338	11,844	14,692	7,531	7,970	8,698	9,241	2,432	1,543	2,618	1,474	51,076
Mínimo	0,145	0,319	0,462	1,028	0,524	0,675	0,975	0,821	0,335	0,189	0,088	0,109	14,529
Media	1,649	2,436	4,690	4,999	3,534	4,839	3,954	2,483	0,967	0,566	0,438	0,449	31,005

Percentil 1%	0,152	0,371	0,679	1,040	0,573	0,849	1,027	0,822	0,349	0,195	0,093	0,114	14,563
Percentil 5%	0,190	0,565	1,332	1,081	0,802	1,435	1,215	0,853	0,409	0,216	0,108	0,131	14,720
Percentil 10%	0,269	0,691	1,346	1,107	1,053	1,885	1,473	1,059	0,497	0,248	0,126	0,160	15,627
Percentil 25%	0,504	1,074	1,966	2,496	2,144	3,502	2,693	1,404	0,652	0,359	0,244	0,261	28,098
Percentil 50%	0,779	2,243	3,952	4,410	3,334	5,193	3,787	1,904	0,946	0,521	0,369	0,378	31,522
Desviación típica	2,206	1,548	3,091	3,523	1,977	2,143	2,001	1,986	0,463	0,327	0,471	0,316	8,799
Coef. variación	1,337	0,636	0,659	0,705	0,559	0,443	0,506	0,800	0,479	0,577	1,075	0,704	0,284



9135. Río Cerneja: toma del trasvase

(hm ²)	Oct	Nov	Dic	Ene	Feb	Mar	Abr	May	Jun	Jul	Ago	Sep	Total
1940/41	1,186	1,313	3,509	2,740	3,211	2,365	2,100	3,089	1,072	0,564	0,474	0,431	22,052
1941/42	0,968	1,528	3,067	9,689	2,072	3,343	3,990	1,401	0,823	0,448	0,387	0,922	28,639
1942/43	0,740	0,754	1,050	3,938	2,508	1,508	1,388	1,535	0,596	0,330	0,253	0,464	15,065
1943/44	0,586	3,634	2,777	1,443	2,505	1,871	1,676	1,067	0,602	0,340	0,270	0,349	17,120
1944/45	5,706	1,423	4,092	6,600	1,731	1,809	1,318	0,940	0,501	0,311	0,509	0,258	25,197
1945/46	0,588	0,821	1,855	1,048	1,134	0,957	1,175	1,354	0,758	0,418	0,317	0,270	10,696
1946/47	0,418	1,384	9,143	2,046	3,009	2,015	1,622	1,278	0,693	0,390	0,316	0,667	22,982
1947/48	0,709	1,343	5,812	6,474	1,656	1,402	1,895	1,201	0,629	0,341	0,261	0,245	21,971
1948/49	0,439	0,477	0,565	2,198	0,693	4,468	1,351	1,208	0,568	0,321	0,248	0,602	13,138
1949/50	0,521	1,967	2,004	1,596	2,496	1,733	3,562	1,346	0,712	0,399	0,304	0,262	16,903
1950/51	0,768	0,697	4,733	3,874	3,503	2,431	2,112	1,578	0,945	0,563	0,445	0,553	22,201
1951/52	1,975	1,964	3,676	5,929	3,383	2,708	2,874	1,585	0,847	0,599	0,434	0,461	26,436
1952/53	1,640	3,106	5,638	9,006	4,888	2,653	2,577	1,482	1,179	0,511	0,391	0,452	33,522
1953/54	3,679	1,300	2,097	4,341	6,166	2,785	2,493	2,592	0,887	0,494	0,499	0,519	27,853
1954/55	0,611	1,178	2,624	3,603	1,984	1,888	1,474	0,836	0,487	0,259	0,197	0,302	15,443
1955/56	1,274	0,703	1,686	2,848	1,383	1,954	3,017	1,876	0,878	0,484	0,362	0,311	16,775
1956/57	0,959	2,693	1,684	1,845	1,446	1,333	1,602	1,288	0,845	0,452	0,337	0,297	14,782
1957/58	0,509	1,661	2,731	4,257	2,174	3,555	2,519	1,565	0,876	0,487	0,374	0,317	21,026
1958/59	0,685	2,455	4,021	3,303	1,492	2,280	1,934	1,433	0,748	0,419	0,338	0,406	19,514
1959/60	1,588	1,994	6,474	4,128	2,580	2,755	2,176	1,334	0,697	0,384	0,292	0,297	24,699
1960/61	1,355	1,133	6,732	4,109	2,008	1,556	1,509	0,921	0,492	0,278	0,212	0,194	20,499
1961/62	1,115	4,289	1,982	2,810	4,033	2,557	2,549	1,702	0,878	0,475	0,354	0,301	23,044
1962/63	0,621	2,317	2,883	1,737	2,296	2,909	2,016	1,210	0,665	0,381	0,339	0,481	17,856
1963/64	0,983	0,516	1,090	0,479	0,500	1,376	2,347	0,162	0,101	0,048	0,136	0,034	7,769
1964/65	0,295	0,241	0,810	1,878	0,889	2,959	1,534	0,225	0,058	0,126	0,224	0,344	9,584
1965/66	0,339	1,207	4,415	1,222	1,262	1,915	0,568	0,915	1,621	0,318	0,137	0,087	14,006
1966/67	1,033	6,387	4,524	2,129	0,646	0,469	1,242	0,757	0,458	0,190	0,125	0,176	18,137
1967/68	0,153	1,738	5,411	7,163	1,767	1,693	1,372	0,726	0,371	0,135	0,143	0,186	20,856
1968/69	0,120	0,179	1,157	1,134	1,358	1,246	1,410	0,525	0,306	0,126	0,115	0,940	8,615
1969/70	0,204	0,301	8,344	1,578	2,137	3,363	1,530	1,639	0,395	0,159	0,176	0,104	19,928
1970/71	0,297	0,589	0,656	0,725	1,439	2,240	1,259	2,012	0,857	0,372	0,196	0,174	10,816
1971/72	0,185	2,880	3,658	2,088	3,102	1,724	1,892	3,018	1,181	0,406	0,273	0,351	20,758
1972/73	0,514	0,343	0,547	1,262	4,700	1,603	1,942	0,804	1,232	0,331	0,273	0,194	13,744
1973/74	1,466	0,468	2,458	1,034	3,058	2,957	1,379	0,817	0,421	0,282	0,213	0,238	14,790
1974/75	3,016	2,571	1,466	1,035	1,129	2,068	3,244	1,073	0,665	0,219	0,231	0,250	16,966
1975/76	0,797	4,135	2,155	2,204	1,762	1,745	2,987	1,213	0,657	0,394	0,323	0,305	18,676
1976/77	0,839	2,034	1,595	0,882	0,903	0,578	1,704	2,136	2,474	0,920	0,676	0,317	15,058
1977/78	0,292	0,832	1,538	3,368	5,827	1,994	2,075	2,568	0,892	0,387	0,251	0,180	20,204
1978/79	0,613	0,509	1,387	4,104	2,269	1,301	4,028	1,285	0,482	0,317	0,295	0,420	17,012
1979/80	1,307	4,288	2,661	4,294	0,691	1,738	2,570	2,021	0,718	0,478	0,233	0,194	21,194
1980/81	1,475	0,810	5,610	6,490	2,236	2,025	1,542	1,517	0,502	0,473	0,300	0,240	23,221
1981/82	0,911	0,419	3,589	2,757	2,321	2,609	0,698	0,475	0,772	0,273	0,404	0,310	15,538
1982/83	2,018	2,316	5,022	1,450	3,065	2,420	2,699	1,007	0,465	0,382	1,861	0,740	23,444
1983/84	0,315	0,325	1,060	3,233	3,060	2,472	1,685	2,785	1,207	0,274	0,179	0,440	17,035
1984/85	1,778	1,475	1,688	3,141	1,603	2,762	1,407	2,288	0,786	0,461	0,216	0,130	17,735
1985/86	0,151	0,486	0,552	3,040	3,585	2,165	1,627	1,094	0,680	0,166	0,100	0,331	13,977
1986/87	0,304	0,487	1,542	1,694	3,247	1,527	2,371	0,496	0,663	0,255	0,208	0,084	12,878
1987/88	0,230	1,546	1,917	1,408	1,975	3,578	3,134	0,837	0,674	0,849	0,358	0,250	16,755
1988/89	0,214	0,200	1,220	0,763	0,376	1,094	1,746	0,776	0,361	0,132	0,068	0,081	7,032
1989/90	0,105	0,530	0,237	0,490	0,402	0,321	2,840	0,698	0,328	0,139	0,054	0,068	6,211
1990/91	0,177	0,540	1,914	1,487	0,930	2,319	1,988	3,634	0,491	0,205	0,088	0,163	13,937
1991/92	0,727	3,080	0,804	0,604	0,557	0,928	3,041	1,173	1,341	0,938	0,188	0,308	13,687
1992/93	4,594	2,216	2,765	0,599	0,281	2,318	0,936	1,052	0,583	0,609	0,301	0,443	16,698
1993/94	1,265	0,753	5,107	2,489	1,089	0,787	2,291	0,691	0,330	0,118	0,144	0,755	15,819
1994/95	0,782	0,797	0,925	4,033	0,672	2,979	0,554	0,694	0,240	0,242	0,067	0,113	12,098
1995/96	0,090	0,343	0,645	0,556	2,117	2,003	0,851	0,522	0,203	0,296	0,241	0,229	8,096
1996/97	0,492	2,135	3,647	2,995	1,418	1,171	0,968	1,353	0,519	0,352	0,320	0,291	15,659
1997/98	0,485	1,823	2,782	1,800	1,352	1,464	2,541	1,344	0,733	0,403	0,301	0,329	15,356
1998/99	1,534	1,690	1,631	2,130	2,607	2,046	1,665	1,236	0,628	0,341	0,256	0,231	15,995
1999/00	0,398	2,060	2,719	1,497	1,453	1,428	1,674	1,122	0,603	0,340	0,258	0,224	13,776
2000/01	1,155	1,517	1,749	3,614	1,833	2,579	1,970	1,184	0,631	0,354	0,268	0,228	17,081
2001/02	0,326	1,415	0,762	0,695	0,878	0,646	0,662	0,818	0,371	0,208	0,190	0,169	7,141
2002/03	0,401	0,722	6,916	3,441	2,674	1,755	1,870	1,266	0,662	0,360	0,269	0,227	20,562
2003/04	1,091	0,936	2,241	3,245	0,700	2,885	1,419	1,004	0,282	0,198	0,127	0,146	14,274
2004/05	0,540	1,998	3,517	2,613	2,596	2,121	2,942	1,464	0,765	0,414	0,306	0,259	19,537
2005/06	0,450	2,102	2,287	2,227	1,626	2,519	1,365	0,815	0,447	0,247	0,186	0,161	14,433

9135. Río Cerneja: toma del trasvase

1940/2005
(hm³)

Serie completa

	Oct	Nov	Dic	Ene	Feb	Mar	Abr	May	Jun	Jul	Ago	Sep	Total
Máximo	5,706	6,387	9,143	9,689	6,166	4,468	4,028	3,634	2,474	0,938	1,861	0,940	33,522
Mínimo	0,090	0,179	0,237	0,479	0,281	0,321	0,554	0,162	0,058	0,048	0,054	0,034	6,211
Media	0,956	1,547	2,842	2,797	2,067	2,041	1,947	1,319	0,690	0,362	0,291	0,315	17,174

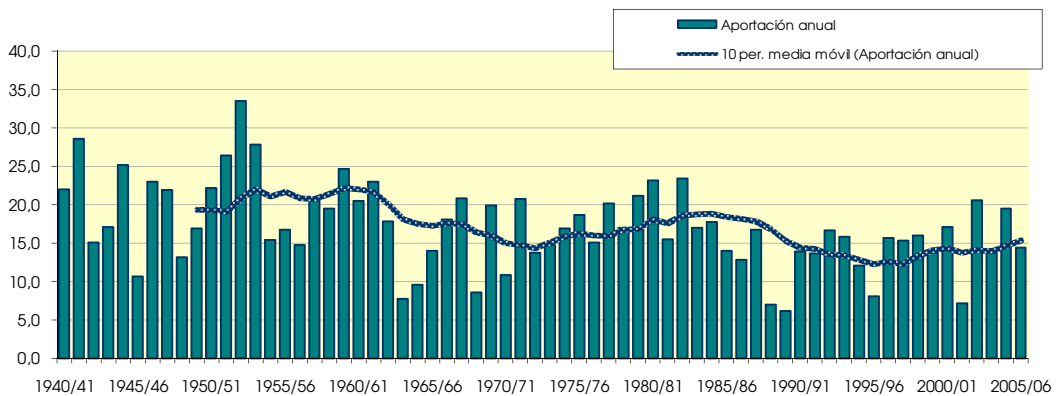
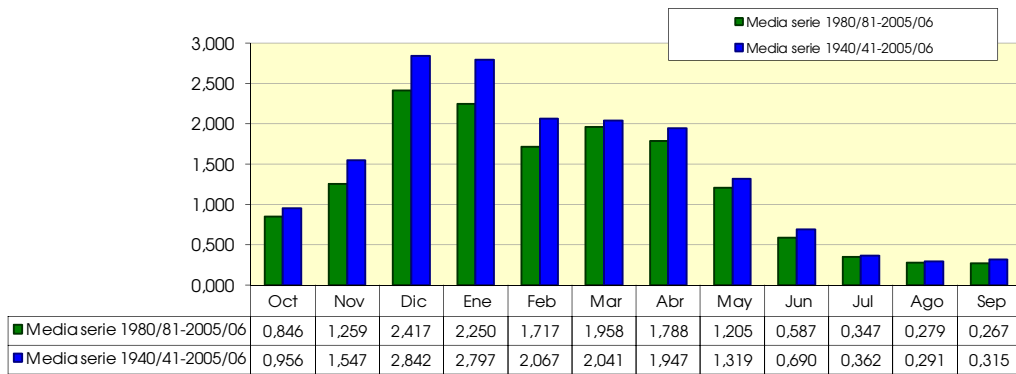
Percentil 1%	0,100	0,193	0,438	0,486	0,343	0,417	0,563	0,203	0,086	0,093	0,062	0,056	6,744
Percentil 5%	0,152	0,307	0,585	0,600	0,515	0,681	0,736	0,503	0,251	0,128	0,091	0,084	7,851
Percentil 10%	0,195	0,381	0,783	0,744	0,682	1,025	1,072	0,693	0,329	0,149	0,126	0,122	10,140
Percentil 25%	0,354	0,616	1,484	1,444	1,166	1,513	1,407	0,836	0,484	0,256	0,191	0,194	13,985
Percentil 50%	0,653	1,363	2,264	2,215	1,904	2,009	1,808	1,211	0,663	0,347	0,265	0,280	16,839
Desviación típica	1,004	1,188	1,985	1,978	1,251	0,808	0,784	0,680	0,367	0,173	0,228	0,188	5,454
Coef. variación	1,050	0,768	0,698	0,707	0,605	0,396	0,403	0,516	0,532	0,479	0,784	0,598	0,318

1980/2005
(hm³)

Serie para asignación y reserva

	Oct	Nov	Dic	Ene	Feb	Mar	Abr	May	Jun	Jul	Ago	Sep	Total
Máximo	4,594	3,080	6,916	6,490	3,585	3,578	3,134	3,634	1,341	0,938	1,861	0,755	23,444
Mínimo	0,090	0,200	0,237	0,490	0,281	0,321	0,554	0,475	0,203	0,118	0,054	0,068	6,211
Media	0,846	1,259	2,417	2,250	1,717	1,958	1,788	1,205	0,587	0,347	0,279	0,267	14,922

Percentil 1%	0,094	0,231	0,316	0,507	0,305	0,402	0,581	0,480	0,213	0,121	0,057	0,071	6,416
Percentil 5%	0,117	0,330	0,575	0,566	0,382	0,681	0,671	0,503	0,251	0,134	0,067	0,082	7,059
Percentil 10%	0,164	0,381	0,704	0,601	0,479	0,857	0,774	0,606	0,305	0,153	0,078	0,098	7,619
Percentil 25%	0,307	0,532	1,100	1,419	0,891	1,437	1,375	0,785	0,390	0,217	0,153	0,161	13,710
Percentil 50%	0,488	1,176	1,916	2,178	1,615	2,083	1,679	1,073	0,593	0,318	0,228	0,230	15,447
Desviación típica	0,940	0,790	1,721	1,384	0,978	0,802	0,768	0,716	0,265	0,199	0,336	0,172	4,400
Coef. variación	1,111	0,627	0,712	0,615	0,569	0,409	0,429	0,594	0,452	0,572	1,204	0,644	0,295



9136. Rio Cerveja

(hm ²)	Oct	Nov	Dic	Ene	Feb	Mar	Abr	May	Jun	Jul	Ago	Sep	Total
1940/41	2.053	2.305	6.641	5.541	6.294	4.404	3.894	5.992	2.013	1.001	0.826	0.741	41.704
1941/42	1.566	2.438	5.296	17.372	4.465	5.479	7.085	2.436	1.362	0.745	0.683	1.407	50.334
1942/43	1.236	1.256	1.758	6.387	4.661	2.640	2.351	2.694	0.994	0.543	0.417	0.696	25.632
1943/44	0.948	6.004	5.070	2.535	5.219	3.380	2.941	1.807	1.000	0.560	0.447	0.536	30.446
1944/45	9.123	2.645	7.762	12.628	3.190	3.149	2.306	1.620	0.854	0.512	0.858	0.445	45.091
1945/46	0.959	1.286	2.984	1.853	1.939	1.647	2.157	2.425	1.313	0.702	0.527	0.448	18.242
1946/47	0.689	2.126	17.324	3.769	5.222	3.555	2.799	2.164	1.184	0.651	0.527	1.045	41.057
1947/48	1.201	2.188	10.692	11.384	2.987	2.436	3.398	2.114	1.085	0.575	0.440	0.412	38.912
1948/49	0.749	0.816	0.967	3.367	1.186	7.957	2.478	2.152	0.981	0.546	0.419	0.938	22.555
1949/50	0.926	3.051	3.646	2.998	4.591	3.100	6.846	2.477	1.240	0.676	0.513	0.442	30.506
1950/51	1.270	1.160	9.105	6.982	6.417	4.770	3.899	3.112	1.714	0.977	0.753	0.896	41.055
1951/52	3.101	3.252	6.401	11.641	6.140	5.018	5.237	2.772	1.427	0.988	0.728	0.730	47.434
1952/53	2.505	5.102	9.865	17.097	9.051	4.408	4.420	2.488	2.009	0.899	0.664	0.733	59.242
1953/54	5.796	2.265	3.704	8.367	11.525	5.253	4.677	4.623	1.593	0.862	0.873	0.859	50.397
1954/55	1.045	1.902	4.406	6.294	3.766	3.491	2.602	1.403	0.813	0.432	0.328	0.456	26.936
1955/56	1.912	1.177	2.723	5.179	2.548	3.936	5.684	3.482	1.512	0.808	0.601	0.514	30.077
1956/57	1.537	5.057	2.974	2.958	2.304	2.275	2.903	2.180	1.524	0.775	0.560	0.489	25.536
1957/58	0.809	2.564	4.426	7.493	3.912	6.537	4.668	2.689	1.484	0.818	0.631	0.526	36.559
1958/59	1.092	3.786	6.882	5.686	2.556	4.129	3.541	2.493	1.274	0.705	0.560	0.661	33.365
1959/60	2.681	3.547	12.401	8.523	5.053	5.194	3.825	2.279	1.161	0.638	0.486	0.485	46.275
1960/61	2.318	2.024	13.399	7.636	3.513	2.663	2.643	1.685	0.872	0.486	0.367	0.338	37.944
1961/62	1.808	7.808	3.671	5.527	8.648	5.072	4.629	2.981	1.522	0.798	0.593	0.503	43.560
1962/63	1.028	4.500	5.516	3.604	4.950	5.835	3.758	2.084	1.114	0.635	0.580	0.829	34.433
1963/64	1.718	0.869	2.106	0.850	0.905	2.758	4.311	0.281	0.172	0.080	0.227	0.057	14.334
1964/65	0.456	0.413	1.511	3.546	1.826	5.015	2.593	0.399	0.102	0.217	0.379	0.607	17.064
1965/66	0.584	1.958	7.955	2.254	2.515	3.536	1.026	1.635	3.333	0.557	0.232	0.147	25.730
1966/67	1.876	10.531	7.612	3.853	1.097	0.822	2.130	1.339	0.791	0.319	0.208	0.294	30.872
1967/68	0.250	2.830	9.481	12.369	3.081	3.076	2.477	1.272	0.654	0.233	0.242	0.315	36.281
1968/69	0.200	0.309	1.744	1.971	2.606	2.466	2.968	1.026	0.559	0.219	0.197	1.616	15.881
1969/70	0.356	0.493	14.361	3.106	4.103	5.931	2.658	2.793	0.690	0.268	0.318	0.177	35.252
1970/71	0.496	0.998	1.308	1.388	2.654	4.403	2.624	4.098	1.531	0.634	0.328	0.288	20.751
1971/72	0.304	4.944	6.970	4.145	5.931	3.224	3.370	5.521	2.186	0.696	0.457	0.595	38.342
1972/73	0.862	0.556	0.914	2.218	8.797	2.804	3.408	1.411	2.068	0.553	0.451	0.324	24.365
1973/74	2.348	0.779	4.073	1.887	5.701	5.941	2.565	1.424	0.714	0.470	0.355	0.402	26.658
1974/75	4.455	4.211	2.575	1.905	2.080	3.984	6.628	2.061	1.185	0.376	0.392	0.425	30.277
1975/76	1.302	7.097	4.328	4.207	3.084	3.188	6.255	2.231	1.133	0.661	0.547	0.514	34.548
1976/77	1.326	3.344	2.669	1.584	1.634	1.062	3.332	4.275	4.622	1.677	1.191	0.544	27.260
1977/78	0.493	1.347	2.792	7.006	10.147	3.477	4.181	5.173	1.623	0.654	0.417	0.299	37.610
1978/79	0.999	0.933	2.434	7.924	4.241	2.610	7.899	2.304	0.829	0.536	0.496	0.707	31.913
1979/80	2.273	7.720	5.141	9.070	1.212	3.439	5.156	3.707	1.261	0.815	0.391	0.325	40.511
1980/81	2.535	1.435	10.747	13.123	4.358	3.878	2.939	2.739	0.864	0.799	0.506	0.406	44.329
1981/82	1.437	0.713	5.771	5.274	4.409	4.979	1.260	0.824	1.314	0.475	0.692	0.542	27.690
1982/83	3.149	4.614	10.962	2.799	6.952	4.893	5.525	1.768	0.789	0.639	3.724	1.328	47.140
1983/84	0.534	0.547	1.827	4.906	6.126	4.696	2.977	5.262	2.247	0.473	0.304	0.738	30.638
1984/85	2.898	2.750	3.079	5.479	2.919	5.417	2.628	4.024	1.370	0.794	0.367	0.219	31.941
1985/86	0.252	0.773	0.982	4.823	6.350	3.892	2.919	1.996	1.190	0.287	0.172	0.604	24.239
1986/87	0.525	0.826	2.610	3.278	6.140	2.969	4.355	0.871	1.138	0.444	0.360	0.144	23.659
1987/88	0.409	2.696	3.761	2.554	3.960	6.655	6.856	1.653	1.230	1.549	0.639	0.438	32.400
1988/89	0.376	0.347	2.006	1.332	0.627	1.999	3.502	1.530	0.658	0.232	0.120	0.142	12.870
1989/90	0.184	0.927	0.449	0.844	0.690	0.545	5.376	1.314	0.561	0.233	0.090	0.114	11.329
1990/91	0.285	0.869	3.765	2.659	1.664	4.348	3.754	6.654	0.913	0.354	0.150	0.271	25.684
1991/92	1.201	5.011	1.480	1.030	0.962	1.853	5.926	2.113	2.322	1.626	0.319	0.518	24.361
1992/93	7.231	4.041	5.016	1.105	0.563	4.315	1.752	1.923	1.041	1.059	0.521	0.775	29.342
1993/94	2.130	1.322	10.057	5.266	2.044	1.437	4.089	1.268	0.580	0.203	0.246	1.226	29.867
1994/95	1.332	1.399	1.768	7.274	1.384	5.851	1.024	1.213	0.415	0.415	0.114	0.193	22.385
1995/96	0.154	0.568	1.143	1.015	4.175	3.788	1.500	0.890	0.344	0.500	0.408	0.392	14.877
1996/97	0.812	3.508	7.345	6.066	2.617	2.046	1.661	2.908	0.912	0.620	0.559	0.504	29.558
1997/98	0.813	2.922	5.185	3.315	2.440	2.702	5.055	2.414	1.256	0.673	0.501	0.551	27.826
1998/99	2.291	2.801	2.804	3.704	4.972	3.824	3.014	2.261	1.096	0.581	0.434	0.393	28.174
1999/00	0.681	3.247	4.924	2.796	2.506	2.565	3.164	2.000	1.029	0.566	0.431	0.374	24.283
2000/01	1.928	2.621	3.223	7.005	3.420	5.113	3.493	2.021	1.048	0.587	0.447	0.379	31.286
2001/02	0.547	2.309	1.360	1.202	1.453	1.141	1.188	1.570	0.674	0.360	0.326	0.294	12.424
2002/03	0.673	1.179	12.536	7.093	5.227	3.091	3.297	2.157	1.124	0.603	0.447	0.378	37.807
2003/04	1.718	1.520	4.046	5.809	1.390	5.642	2.617	1.728	0.475	0.329	0.212	0.245	25.732
2004/05	0.902	3.080	6.508	4.991	5.429	3.816	5.913	2.688	1.350	0.702	0.515	0.437	36.330
2005/06	0.768	3.536	4.886	4.118	3.155	4.332	2.464	1.440	0.789	0.435	0.323	0.278	26.524

9136. Río Cerneja

1940/2005
(hm³)

Serie completa

	Oct	Nov	Dic	Ene	Feb	Mar	Abr	May	Jun	Jul	Ago	Sep	Total
Máximo	9,123	10,531	17,324	17,372	11,525	7,957	7,899	6,654	4,622	1,677	3,724	1,616	59,242
Mínimo	0,154	0,309	0,449	0,844	0,563	0,545	1,024	0,281	0,102	0,080	0,090	0,057	11,329
Media	1,552	2,623	5,210	5,196	3,904	3,786	3,645	2,399	1,216	0,619	0,502	0,525	31,176

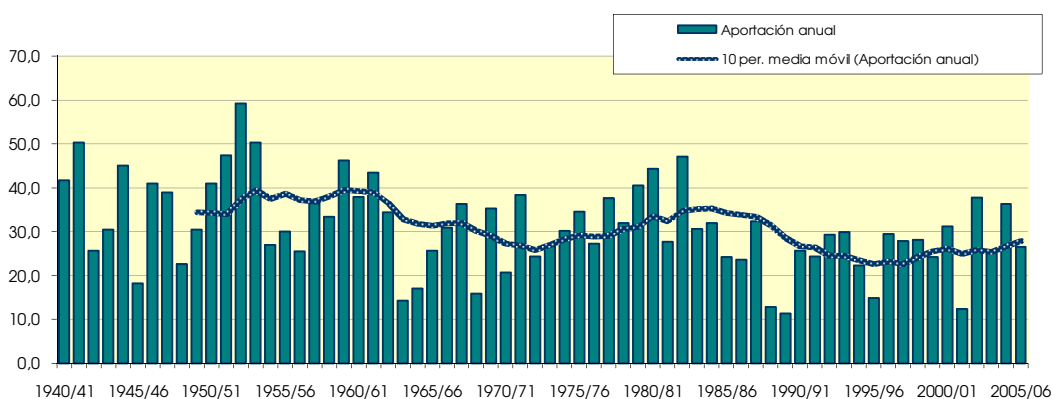
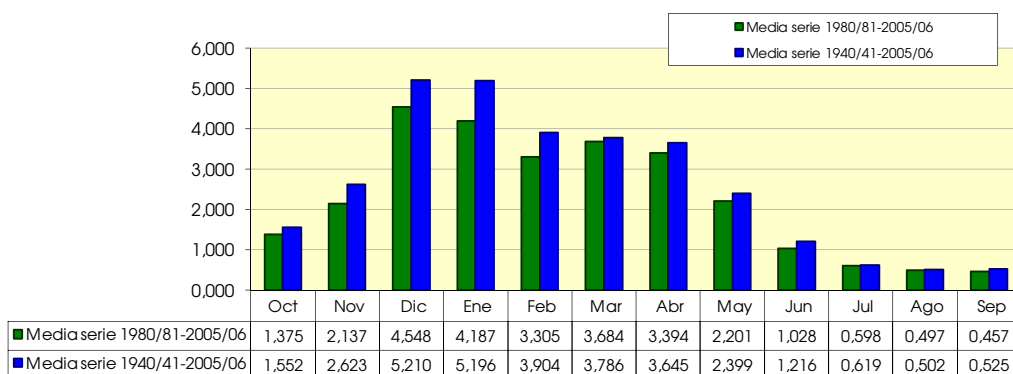
Percentil 1%	0,173	0,334	0,751	0,848	0,605	0,725	1,025	0,358	0,147	0,160	0,106	0,094	12,040
Percentil 5%	0,251	0,506	1,022	1,049	0,920	1,215	1,320	0,875	0,430	0,222	0,155	0,145	14,470
Percentil 10%	0,330	0,640	1,420	1,360	1,199	1,926	1,941	1,241	0,570	0,251	0,210	0,206	17,653
Percentil 25%	0,606	1,038	2,584	2,581	2,136	2,716	2,605	1,583	0,817	0,438	0,326	0,325	25,560
Percentil 50%	1,068	2,285	4,201	4,176	3,467	3,802	3,351	2,154	1,129	0,584	0,443	0,452	30,361
Desviación típica	1,578	2,044	3,741	3,713	2,388	1,515	1,580	1,296	0,692	0,308	0,450	0,308	10,047
Coef. variación	1,017	0,779	0,718	0,715	0,612	0,400	0,433	0,540	0,570	0,497	0,896	0,586	0,322

1980/2005
(hm³)

Serie para asignación y reserva

	Oct	Nov	Dic	Ene	Feb	Mar	Abr	May	Jun	Jul	Ago	Sep	Total
Máximo	7,231	5,011	12,536	13,123	6,952	6,655	6,856	6,654	2,322	1,626	3,724	1,328	47,140
Mínimo	0,154	0,347	0,449	0,844	0,563	0,545	1,024	0,824	0,344	0,203	0,090	0,114	11,329
Media	1,375	2,137	4,548	4,187	3,305	3,684	3,394	2,201	1,028	0,598	0,497	0,457	27,411

Percentil 1%	0,161	0,397	0,582	0,887	0,579	0,694	1,065	0,835	0,362	0,210	0,096	0,121	11,603
Percentil 5%	0,201	0,553	1,022	1,019	0,643	1,215	1,206	0,875	0,430	0,232	0,116	0,143	12,535
Percentil 10%	0,269	0,640	1,251	1,068	0,826	1,645	1,380	1,052	0,518	0,260	0,135	0,169	13,874
Percentil 25%	0,527	0,884	1,872	2,581	1,506	2,599	2,502	1,462	0,703	0,374	0,261	0,272	24,250
Percentil 50%	0,812	1,914	3,763	3,911	3,037	3,851	3,089	1,959	1,035	0,533	0,387	0,393	27,758
Desviación típica	1,478	1,354	3,360	2,727	1,972	1,566	1,609	1,326	0,473	0,352	0,678	0,296	8,663
Coef. variación	1,074	0,634	0,739	0,651	0,597	0,425	0,474	0,602	0,461	0,590	1,363	0,647	0,316



9138. Río Pucheruela bajo

(hm ²)	Oct	Nov	Dic	Ene	Feb	Mar	Abr	May	Jun	Jul	Ago	Sep	Total
1940/41	1,639	1,839	6,559	10,821	11,147	6,809	6,310	10,444	3,408	1,188	0,761	0,558	61,483
1941/42	0,828	1,166	2,011	14,676	8,284	4,496	7,106	2,396	1,047	0,489	0,515	0,485	43,499
1942/43	0,711	0,670	0,873	1,692	3,166	2,050	1,562	1,485	0,517	0,239	0,178	0,223	13,366
1943/44	0,412	2,941	4,431	2,499	8,044	4,175	3,012	1,631	0,734	0,358	0,263	0,241	28,741
1944/45	5,737	3,140	9,157	25,027	4,846	3,679	2,456	1,430	0,610	0,294	0,457	0,303	57,135
1945/46	0,481	0,621	1,532	1,594	1,030	1,148	3,083	2,932	1,269	0,525	0,342	0,259	14,815
1946/47	0,349	0,799	10,495	5,646	7,994	5,479	3,343	2,943	1,217	0,527	0,364	0,560	39,716
1947/48	0,774	1,078	4,681	10,492	3,615	2,340	3,269	2,313	0,940	0,404	0,276	0,223	30,403
1948/49	0,397	0,456	0,538	1,091	0,802	3,296	3,048	1,633	0,759	0,346	0,237	0,515	13,118
1949/50	0,737	0,878	2,877	3,102	3,315	3,313	6,040	3,330	1,188	0,516	0,340	0,252	25,890
1950/51	0,830	0,798	12,824	10,828	8,534	8,696	5,637	7,179	2,670	1,191	0,676	0,523	60,386
1951/52	1,978	1,745	4,404	17,777	8,112	8,207	8,385	3,351	1,422	0,894	0,619	0,446	57,339
1952/53	0,845	1,231	6,878	14,879	11,753	4,972	6,282	2,677	2,909	0,978	0,575	0,470	54,448
1953/54	2,452	1,509	1,793	14,445	16,203	7,972	7,789	4,491	1,963	0,808	0,653	0,507	60,587
1954/55	0,618	0,718	0,990	3,573	4,213	3,965	2,466	1,260	0,675	0,382	0,265	0,212	19,337
1955/56	0,907	0,833	1,513	4,027	4,988	5,209	8,472	5,077	1,881	0,794	0,510	0,383	34,594
1956/57	0,883	6,454	2,877	2,348	1,809	2,105	3,514	2,347	2,265	0,744	0,433	0,321	26,102
1957/58	0,432	1,389	3,330	9,245	5,127	9,135	7,480	3,392	1,872	0,767	0,529	0,380	43,078
1958/59	0,617	3,027	8,900	7,941	2,946	6,024	5,414	4,174	1,920	0,853	0,601	0,653	43,070
1959/60	3,437	5,565	25,349	21,719	9,134	9,243	5,396	2,817	1,101	0,515	0,349	0,299	84,925
1960/61	2,125	2,313	24,789	18,302	5,161	3,222	3,387	2,549	1,049	0,495	0,327	0,271	63,989
1961/62	1,164	11,964	5,508	10,585	17,173	9,286	7,706	4,997	1,875	0,805	0,522	0,392	71,979
1962/63	0,647	3,769	7,228	5,564	8,082	9,910	5,446	2,423	1,137	0,550	0,413	0,769	45,938
1963/64	1,236	0,673	2,162	0,719	0,975	3,996	6,265	0,290	0,135	0,054	0,139	0,033	16,677
1964/65	0,232	0,326	1,730	6,996	2,932	7,912	3,675	0,466	0,094	0,167	0,248	0,413	25,191
1965/66	0,410	1,661	9,989	3,193	4,512	5,834	1,545	2,330	6,291	0,787	0,264	0,144	36,958
1966/67	2,341	13,418	10,474	6,042	1,267	0,955	2,395	1,866	0,819	0,281	0,161	0,203	40,222
1967/68	0,154	2,657	14,600	19,235	4,414	4,640	3,836	1,888	0,798	0,239	0,214	0,253	52,928
1968/69	0,135	0,190	0,908	1,556	2,278	3,213	4,720	1,677	0,669	0,198	0,150	1,651	17,345
1969/70	0,369	0,365	16,851	5,318	6,523	8,548	3,343	2,901	0,783	0,241	0,300	0,163	45,706
1970/71	0,272	0,950	1,866	2,571	4,049	8,054	5,646	9,448	2,858	1,158	0,392	0,296	37,561
1971/72	0,268	6,869	12,212	8,424	11,455	6,436	6,056	9,472	4,108	0,858	0,460	0,546	67,164
1972/73	0,781	0,499	1,133	3,516	14,760	3,990	4,905	2,014	2,340	0,435	0,350	0,232	34,954
1973/74	1,233	0,569	4,737	2,283	8,819	13,278	4,854	1,865	0,701	0,377	0,252	0,249	39,217
1974/75	3,236	4,149	2,432	3,327	2,854	5,666	14,491	4,367	1,560	0,388	0,345	0,336	43,151
1975/76	0,871	6,917	6,949	6,625	4,014	4,086	10,885	2,775	1,141	0,538	0,411	0,366	45,577
1976/77	0,668	1,795	2,188	1,888	1,856	1,630	5,779	9,008	10,424	3,176	1,316	0,486	40,215
1977/78	0,465	0,980	2,942	13,487	16,991	5,314	7,292	8,118	1,876	0,698	0,372	0,231	58,766
1978/79	0,653	0,645	1,885	14,191	9,293	5,107	11,814	3,370	0,933	0,512	0,410	0,544	49,358
1979/80	2,361	10,261	6,575	13,034	1,637	5,973	8,296	6,197	2,125	1,019	0,415	0,301	58,195
1980/81	1,161	1,560	12,164	15,540	5,457	4,784	4,286	3,164	0,788	0,603	0,342	0,251	50,101
1981/82	0,545	0,379	3,088	3,781	4,679	6,062	1,185	0,669	0,807	0,287	0,377	0,305	22,164
1982/83	1,438	3,591	13,714	4,738	12,488	8,107	8,835	2,698	0,931	0,636	6,452	1,867	65,495
1983/84	0,584	0,511	1,531	6,450	9,381	9,356	4,437	6,487	3,203	0,551	0,290	0,570	43,351
1984/85	2,287	3,745	3,878	9,432	3,737	6,685	3,792	6,077	1,557	0,878	0,339	0,173	42,580
1985/86	0,172	0,661	1,011	5,230	11,404	5,627	4,117	2,405	1,099	0,223	0,123	0,430	32,501
1986/87	0,398	0,519	1,960	5,167	9,850	4,879	5,735	0,831	1,010	0,352	0,260	0,095	31,055
1987/88	0,299	2,651	5,552	3,743	5,879	9,558	16,317	3,691	2,446	2,641	0,805	0,444	54,025
1988/89	0,319	0,255	1,212	0,925	0,541	1,788	6,608	2,502	0,718	0,206	0,097	0,111	15,280
1989/90	0,135	0,800	0,598	1,041	0,836	0,614	8,745	2,304	0,867	0,294	0,098	0,109	16,442
1990/91	0,197	0,711	5,244	3,679	2,204	6,389	6,529	12,383	1,251	0,367	0,132	0,197	39,283
1991/92	0,768	4,326	1,556	0,983	0,784	2,953	10,551	2,932	3,040	1,657	0,263	0,369	30,182
1992/93	7,641	4,732	6,413	1,360	0,960	6,849	3,103	2,819	1,675	1,090	0,452	0,610	37,702
1993/94	1,651	1,278	8,677	9,658	3,343	1,946	5,520	1,668	0,545	0,154	0,164	0,631	35,236
1994/95	0,743	1,123	2,040	11,326	2,983	10,781	1,485	1,472	0,386	0,351	0,091	0,134	32,915
1995/96	0,096	0,370	0,949	1,238	7,553	6,872	2,453	1,131	0,376	0,454	0,322	0,291	22,103
1996/97	0,522	3,242	10,063	9,192	3,804	2,335	1,605	4,782	1,334	0,860	0,661	0,569	38,968
1997/98	0,792	2,920	8,051	5,879	3,326	4,100	11,011	3,671	1,330	0,559	0,360	0,378	42,376
1998/99	1,185	2,104	2,301	4,189	6,682	4,909	3,855	3,418	1,135	0,503	0,330	0,276	30,888
1999/00	0,483	3,100	7,896	4,742	3,466	3,692	6,124	3,046	1,232	0,518	0,340	0,262	34,901
2000/01	1,277	2,904	4,641	12,527	5,693	9,012	5,511	2,398	1,010	0,499	0,347	0,262	46,080
2001/02	0,362	1,562	1,402	1,015	1,032	0,982	1,744	2,813	0,890	0,374	0,368	0,337	12,881
2002/03	0,667	1,014	7,446	12,257	10,248	4,831	5,141	3,350	1,495	0,662	0,428	0,323	47,864
2003/04	1,288	1,357	3,252	7,024	2,740	12,307	5,660	2,481	0,583	0,352	0,211	0,217	37,472
2004/05	0,722	1,862	5,708	6,970	13,083	7,479	13,818	5,389	1,826	0,774	0,486	0,354	58,471
2005/06	0,599	3,325	5,394	7,348	6,074	6,465	4,507	1,925	0,975	0,460	0,295	0,218	37,585

9138. Río Pucheruela bajo

1940/2005
(hm³)

Serie completa

	Oct	Nov	Dic	Ene	Feb	Mar	Abr	May	Jun	Jul	Ago	Sep	Total
Máximo	7,641	13,418	25,349	25,027	17,173	13,278	16,317	12,383	10,424	3,176	6,452	1,867	84,925
Mínimo	0,096	0,190	0,538	0,719	0,541	0,614	1,185	0,290	0,094	0,054	0,091	0,033	12,881
Media	1,076	2,400	5,680	7,359	5,944	5,587	5,683	3,513	1,585	0,638	0,467	0,386	40,319

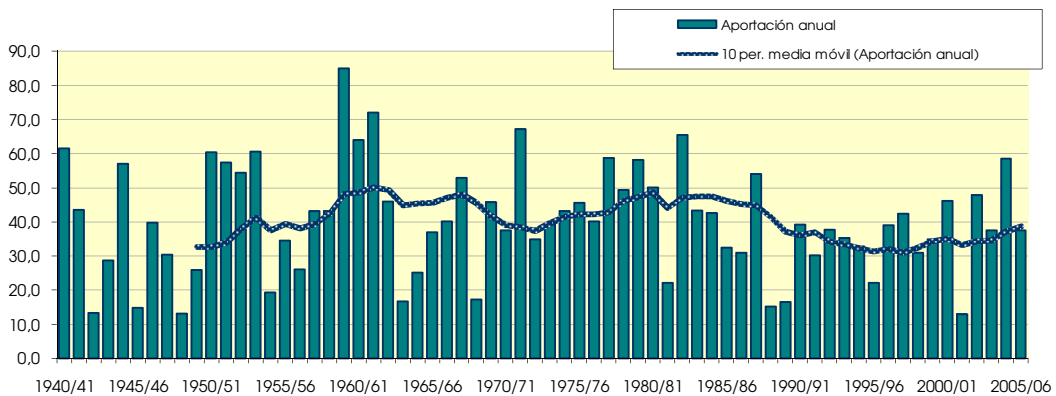
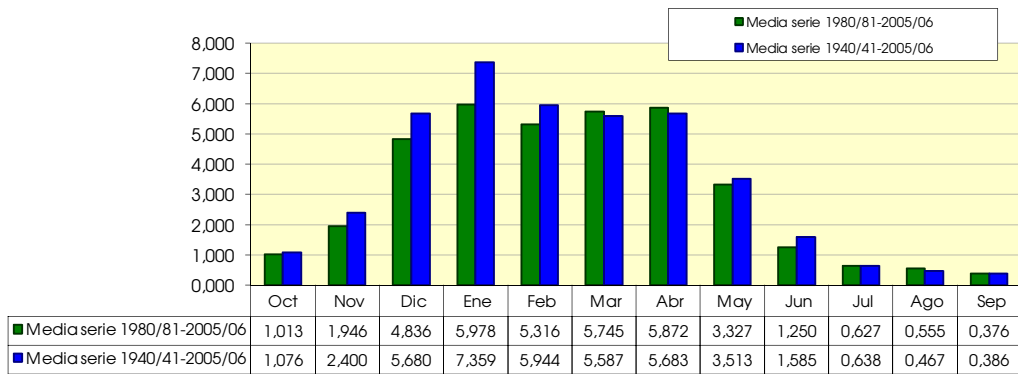
Percentil 1%	0,121	0,232	0,577	0,853	0,699	0,836	1,380	0,405	0,121	0,119	0,095	0,073	13,035
Percentil 5%	0,159	0,366	0,918	1,021	0,867	1,268	1,573	0,906	0,419	0,200	0,125	0,116	14,932
Percentil 10%	0,250	0,478	1,072	1,299	1,031	1,998	2,424	1,451	0,597	0,239	0,155	0,168	17,011
Percentil 25%	0,410	0,713	1,870	3,125	2,935	3,682	3,354	1,948	0,800	0,354	0,263	0,234	30,524
Percentil 50%	0,717	1,449	4,418	5,763	4,762	5,261	5,430	2,815	1,139	0,516	0,346	0,313	39,499
Desviación típica	1,247	2,660	5,238	5,665	4,258	2,839	3,184	2,483	1,503	0,507	0,774	0,290	15,868
Coef. variación	1,159	1,108	0,922	0,770	0,716	0,508	0,560	0,707	0,948	0,794	1,656	0,750	0,394

1980/2005
(hm³)

Serie para asignación y reserva

	Oct	Nov	Dic	Ene	Feb	Mar	Abr	May	Jun	Jul	Ago	Sep	Total
Máximo	7,641	4,732	13,714	15,540	13,083	12,307	16,317	12,383	3,203	2,641	6,452	1,867	65,495
Mínimo	0,096	0,255	0,598	0,925	0,541	0,614	1,185	0,669	0,376	0,154	0,091	0,095	12,881
Media	1,013	1,946	4,836	5,978	5,316	5,745	5,872	3,327	1,250	0,627	0,555	0,376	36,842

Percentil 1%	0,106	0,284	0,685	0,940	0,602	0,706	1,260	0,710	0,378	0,167	0,092	0,099	13,481
Percentil 5%	0,145	0,372	0,964	0,991	0,797	1,183	1,515	0,906	0,426	0,210	0,098	0,110	15,571
Percentil 10%	0,185	0,445	1,111	1,028	0,898	1,867	1,675	1,302	0,564	0,255	0,111	0,122	19,273
Percentil 25%	0,371	0,733	1,657	3,695	2,801	3,794	3,808	2,328	0,822	0,352	0,223	0,217	30,930
Percentil 50%	0,633	1,561	4,259	5,198	4,241	5,845	5,326	2,816	1,054	0,501	0,334	0,298	37,529
Desviación típica	1,450	1,352	3,626	4,041	3,780	3,022	3,759	2,348	0,718	0,519	1,214	0,340	12,848
Coef. variación	1,432	0,695	0,750	0,676	0,711	0,526	0,640	0,706	0,574	0,828	2,187	0,904	0,349



9139. Río Salón alto

(hm ²)	Oct	Nov	Dic	Ene	Feb	Mar	Abr	May	Jun	Jul	Ago	Sep	Total
1940/41	1,369	1,545	5,311	7,516	7,167	4,120	3,391	5,477	2,265	0,458	0,175	0,137	38,930
1941/42	0,299	0,831	1,700	10,297	5,539	2,466	4,220	1,431	0,342	0,127	0,284	0,364	27,901
1942/43	0,344	0,230	0,581	1,820	3,132	1,260	0,747	0,757	0,207	0,050	0,048	0,164	9,341
1943/44	0,244	2,975	4,382	1,498	5,636	2,793	1,544	0,697	0,226	0,086	0,078	0,098	20,256
1944/45	4,284	2,773	6,668	13,905	3,453	1,726	0,923	0,539	0,181	0,060	0,261	0,124	34,897
1945/46	0,265	0,368	1,543	1,245	0,725	0,811	2,495	2,214	0,687	0,130	0,066	0,046	10,597
1946/47	0,085	0,787	9,421	4,928	5,167	3,536	1,308	1,248	0,456	0,095	0,078	0,408	27,517
1947/48	0,503	0,816	4,342	8,073	2,472	0,987	1,896	1,301	0,352	0,067	0,053	0,053	20,915
1948/49	0,205	0,227	0,283	1,066	0,496	3,905	2,355	0,905	0,299	0,082	0,052	0,499	10,373
1949/50	0,505	0,792	2,665	2,265	2,760	2,188	3,980	1,921	0,441	0,085	0,051	0,034	17,687
1950/51	0,479	0,295	10,113	8,673	5,240	5,008	2,667	3,193	1,337	0,367	0,107	0,124	37,604
1951/52	1,051	0,911	2,614	9,394	5,091	4,380	4,478	1,367	0,281	0,226	0,124	0,062	29,979
1952/53	0,395	0,971	4,687	8,558	6,102	2,376	2,504	0,934	1,322	0,363	0,092	0,130	28,436
1953/54	2,092	1,060	1,507	8,397	9,016	5,477	4,334	2,513	0,834	0,173	0,169	0,096	35,667
1954/55	0,089	0,324	0,561	2,906	2,929	2,243	0,753	0,214	0,163	0,081	0,049	0,054	10,366
1955/56	0,778	0,449	1,249	3,363	3,094	2,666	4,774	2,967	0,769	0,168	0,089	0,067	20,433
1956/57	0,669	5,838	2,601	0,998	0,627	0,834	1,583	1,136	1,377	0,331	0,084	0,067	16,143
1957/58	0,091	1,528	3,241	6,442	3,287	5,408	4,011	1,419	0,568	0,166	0,098	0,057	26,314
1958/59	0,210	2,405	6,145	4,889	1,233	2,909	2,526	1,465	0,543	0,163	0,087	0,208	22,783
1959/60	1,878	3,545	12,949	11,447	4,987	4,208	2,064	0,735	0,187	0,071	0,057	0,078	42,207
1960/61	1,447	1,641	12,796	9,452	2,991	0,913	1,369	1,125	0,360	0,111	0,062	0,087	32,353
1961/62	1,057	8,543	4,257	5,326	9,169	5,579	3,612	2,105	0,667	0,125	0,066	0,056	40,561
1962/63	0,339	4,348	5,210	3,679	4,640	6,034	3,047	0,811	0,257	0,094	0,128	0,679	29,266
1963/64	0,941	0,536	1,827	0,453	0,625	2,659	3,732	0,154	0,035	0,009	0,026	0,007	11,005
1964/65	0,182	0,263	1,258	3,685	1,870	4,024	2,192	0,263	0,027	0,024	0,038	0,291	14,118
1965/66	0,321	1,553	7,130	2,159	2,318	3,190	0,679	0,939	3,045	0,274	0,040	0,017	21,666
1966/67	1,250	8,817	6,891	3,119	0,596	0,396	1,075	0,842	0,338	0,061	0,028	0,049	23,460
1967/68	0,075	2,349	9,549	13,125	2,624	2,566	1,847	0,816	0,306	0,061	0,049	0,050	33,418
1968/69	0,024	0,084	1,145	1,861	2,533	2,840	3,525	1,213	0,391	0,060	0,028	1,157	14,862
1969/70	0,189	0,250	12,017	3,466	3,433	4,114	1,283	0,831	0,258	0,054	0,095	0,038	26,027
1970/71	0,191	0,684	1,219	1,435	2,289	4,430	3,048	4,151	1,240	0,278	0,067	0,041	19,074
1971/72	0,043	3,963	6,758	4,111	5,661	2,960	2,617	4,107	1,865	0,257	0,069	0,151	32,560
1972/73	0,319	0,154	0,448	1,835	7,904	2,353	2,168	0,813	0,774	0,089	0,090	0,083	17,029
1973/74	0,739	0,297	2,947	1,857	5,259	6,799	2,616	0,783	0,170	0,054	0,050	0,052	21,624
1974/75	2,716	3,476	1,390	1,783	1,696	3,396	7,707	2,366	0,695	0,079	0,053	0,101	25,458
1975/76	0,550	5,315	4,575	4,883	2,404	2,714	6,321	1,928	0,376	0,117	0,138	0,133	29,456
1976/77	0,345	1,635	1,812	1,392	1,195	0,959	3,100	4,452	5,537	1,531	0,503	0,081	22,543
1977/78	0,133	0,451	2,062	7,289	9,179	2,599	4,036	4,765	1,010	0,162	0,041	0,028	31,754
1978/79	0,352	0,590	1,416	8,721	6,317	2,991	7,273	1,745	0,274	0,096	0,057	0,214	30,047
1979/80	1,569	8,291	4,291	6,664	0,664	2,904	4,510	2,962	0,867	0,234	0,055	0,035	33,048
1980/81	1,071	1,102	9,228	11,780	3,684	3,014	2,708	1,858	0,212	0,115	0,050	0,046	34,868
1981/82	0,275	0,137	3,344	4,228	4,559	4,816	0,591	0,260	0,349	0,091	0,105	0,164	18,919
1982/83	1,758	3,696	10,132	3,402	6,421	4,774	4,769	1,061	0,181	0,105	2,853	0,890	40,041
1983/84	0,102	0,079	1,264	5,301	5,633	5,287	1,846	3,796	1,867	0,144	0,038	0,164	25,521
1984/85	1,670	2,812	3,055	5,566	2,503	4,730	2,621	3,293	0,717	0,280	0,085	0,026	27,358
1985/86	0,023	0,516	0,853	3,932	7,476	3,572	2,455	1,330	0,298	0,033	0,023	0,254	20,764
1986/87	0,174	0,189	2,493	4,788	7,364	3,798	3,299	0,301	0,348	0,112	0,071	0,029	22,966
1987/88	0,297	2,784	4,844	2,704	4,735	7,565	8,760	2,206	1,178	1,160	0,256	0,097	36,587
1988/89	0,052	0,038	0,698	0,564	0,472	1,365	4,065	2,035	0,335	0,050	0,021	0,032	9,728
1989/90	0,032	0,808	0,360	0,670	0,332	0,214	5,391	1,417	0,277	0,042	0,011	0,018	9,573
1990/91	0,107	0,631	4,192	2,837	1,667	4,502	4,421	8,029	0,796	0,081	0,016	0,055	27,333
1991/92	0,342	3,488	1,082	0,401	0,290	1,843	7,628	1,756	1,683	0,729	0,064	0,109	19,414
1992/93	5,177	4,138	4,229	0,794	0,443	4,344	1,847	1,674	0,741	0,343	0,117	0,259	24,105
1993/94	1,173	0,710	8,368	6,211	1,839	0,833	2,901	0,952	0,243	0,047	0,041	0,252	23,569
1994/95	0,481	0,655	1,445	7,978	1,681	6,153	0,723	0,527	0,092	0,078	0,020	0,030	19,864
1995/96	0,022	0,216	0,791	0,797	3,976	4,289	1,033	0,378	0,100	0,116	0,101	0,145	11,963
1996/97	0,353	3,235	8,077	7,666	2,285	0,766	0,365	2,107	0,547	0,339	0,241	0,154	26,136
1997/98	0,183	1,566	4,037	3,143	1,828	2,211	5,640	2,145	0,467	0,093	0,047	0,174	21,534
1998/99	1,027	2,068	2,053	3,584	5,407	3,896	2,265	1,531	0,414	0,096	0,053	0,082	22,476
1999/00	0,193	2,482	4,463	2,622	1,736	2,011	3,338	1,552	0,338	0,083	0,052	0,045	18,917
2000/01	0,980	2,560	3,042	7,419	3,351	4,374	2,739	0,749	0,142	0,078	0,060	0,045	25,539
2001/02	0,086	1,627	0,829	0,458	0,775	0,551	0,821	1,889	0,457	0,082	0,097	0,078	7,750
2002/03	0,278	0,594	8,445	9,272	5,287	1,862	1,437	1,111	0,379	0,099	0,049	0,040	28,854
2003/04	0,786	0,748	2,784	5,004	1,580	5,590	2,483	0,828	0,083	0,041	0,026	0,057	20,010
2004/05	0,275	1,936	5,866	5,575	6,447	3,380	6,192	2,680	0,684	0,115	0,045	0,038	33,233
2005/06	0,238	3,308	5,389	4,097	3,688	3,719	1,915	0,533	0,280	0,123	0,043	0,036	23,368

9139. Río Salón alto

1940/2005
(hm³)

Serie completa

	Oct	Nov	Dic	Ene	Feb	Mar	Abr	May	Jun	Jul	Ago	Sep	Total
Máximo	5,177	8,817	12,949	13,905	9,179	7,565	8,760	8,029	5,537	1,531	2,853	1,157	42,207
Mínimo	0,022	0,038	0,283	0,401	0,290	0,214	0,365	0,154	0,027	0,009	0,011	0,007	7,750
Media	0,693	1,879	4,135	4,769	3,591	3,230	3,039	1,752	0,675	0,179	0,127	0,145	24,213

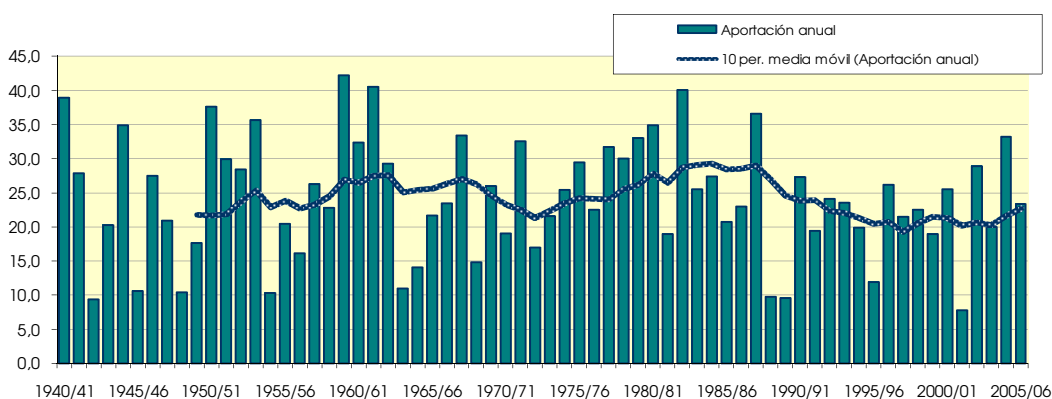
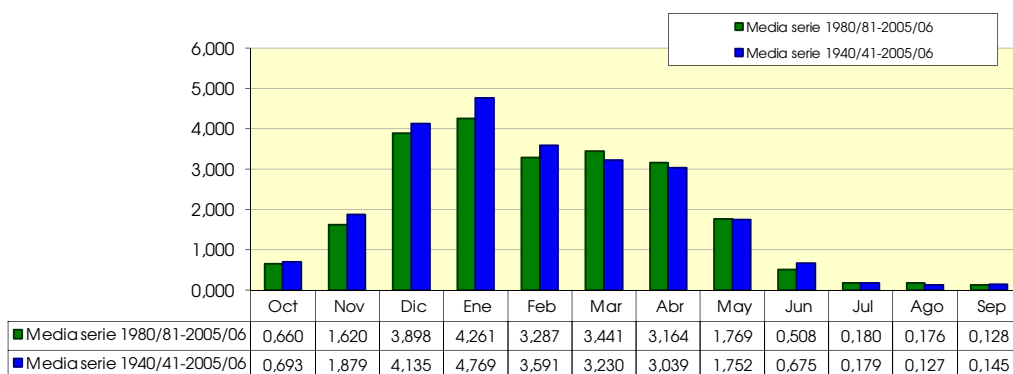
Percentil 1%	0,022	0,064	0,333	0,435	0,317	0,333	0,512	0,193	0,032	0,019	0,014	0,013	8,784
Percentil 5%	0,035	0,141	0,566	0,590	0,478	0,778	0,729	0,273	0,094	0,042	0,022	0,026	9,887
Percentil 10%	0,080	0,222	0,810	0,898	0,626	0,873	0,872	0,530	0,167	0,050	0,027	0,031	10,801
Percentil 25%	0,184	0,468	1,423	1,858	1,706	2,194	1,846	0,819	0,262	0,078	0,047	0,045	19,159
Percentil 50%	0,341	1,015	3,148	4,014	3,113	3,003	2,619	1,392	0,377	0,098	0,061	0,079	23,515
Desviación típica	0,926	2,024	3,296	3,386	2,401	1,674	1,870	1,410	0,830	0,243	0,350	0,198	8,585
Coef. variación	1,335	1,077	0,797	0,710	0,669	0,518	0,615	0,805	1,230	1,357	2,756	1,369	0,355

1980/2005
(hm³)

Serie para asignación y reserva

	Oct	Nov	Dic	Ene	Feb	Mar	Abr	May	Jun	Jul	Ago	Sep	Total
Máximo	5,177	4,138	10,132	11,780	7,476	7,565	8,760	8,029	1,867	1,160	2,853	0,890	40,041
Mínimo	0,022	0,038	0,360	0,401	0,290	0,214	0,365	0,260	0,083	0,033	0,011	0,018	7,750
Media	0,660	1,620	3,898	4,261	3,287	3,441	3,164	1,769	0,508	0,180	0,176	0,128	23,092

Percentil 1%	0,022	0,048	0,445	0,415	0,300	0,298	0,422	0,270	0,086	0,035	0,013	0,020	8,206
Percentil 5%	0,025	0,093	0,722	0,484	0,360	0,605	0,624	0,321	0,094	0,042	0,017	0,027	9,612
Percentil 10%	0,042	0,163	0,810	0,617	0,457	0,800	0,772	0,453	0,121	0,045	0,021	0,029	10,846
Percentil 25%	0,124	0,603	1,309	2,642	1,670	1,900	1,846	0,859	0,252	0,079	0,039	0,039	19,527
Percentil 50%	0,277	1,334	3,199	4,014	2,927	3,759	2,664	1,542	0,348	0,098	0,051	0,067	23,167
Desviación típica	1,049	1,298	2,921	2,938	2,271	1,871	2,168	1,554	0,452	0,247	0,549	0,173	8,000
Coef. variación	1,589	0,801	0,749	0,690	0,691	0,544	0,685	0,878	0,889	1,373	3,115	1,355	0,346



9140. Río Salón aguas abajo de río Pucheruela

(hm ²)	Oct	Nov	Dic	Ene	Feb	Mar	Abr	May	Jun	Jul	Ago	Sep	Total
1940/41	4.008	4.201	15.035	23.305	23.158	13.379	12.002	19.546	7.104	2.100	1.252	0.974	126.065
1941/42	1.549	2.650	4.597	30.778	17.303	8.492	13.894	4.684	1.868	0.813	1.045	1.135	88.808
1942/43	1.358	1.186	1.880	4.279	7.837	4.038	2.926	2.736	0.925	0.387	0.300	0.530	28.380
1943/44	0.865	7.669	10.946	4.905	17.388	8.363	5.698	2.989	1.256	0.601	0.472	0.475	61.628
1944/45	13.242	7.092	20.000	51.343	9.966	6.719	4.322	2.564	1.033	0.481	0.963	0.553	118.278
1945/46	1.027	1.305	4.046	3.571	2.210	2.453	7.145	6.335	2.433	0.863	0.551	0.415	32.354
1946/47	0.595	2.145	24.503	12.644	16.670	11.212	5.953	5.508	2.173	0.836	0.618	1.281	84.138
1947/48	1.634	2.457	11.221	23.506	7.406	4.221	6.628	4.546	1.651	0.635	0.448	0.381	64.735
1948/49	0.862	0.892	1.072	2.857	1.617	8.977	6.616	3.216	1.378	0.568	0.396	1.300	29.751
1949/50	1.505	2.214	7.159	6.665	7.766	6.708	12.768	6.563	2.083	0.811	0.536	0.392	55.170
1950/51	1.853	1.426	29.005	24.574	17.561	17.108	10.641	13.169	5.116	2.096	1.068	0.939	124.555
1951/52	4.101	3.459	9.124	36.441	16.966	15.459	16.301	6.014	2.310	1.564	0.997	0.708	113.445
1952/53	1.744	2.789	14.322	31.488	22.712	9.256	11.442	4.662	5.454	1.714	0.903	0.842	107.328
1953/54	5.870	3.116	4.171	30.512	32.810	16.290	15.175	8.743	3.582	1.305	1.155	0.811	123.541
1954/55	0.960	1.463	2.058	8.483	9.469	7.877	4.245	2.012	1.181	0.633	0.425	0.369	39.175
1955/56	2.309	1.631	3.750	9.913	11.942	10.204	16.491	10.178	3.373	1.287	0.815	0.622	72.515
1956/57	2.050	15.045	6.518	4.436	3.188	3.750	6.534	4.374	4.643	1.353	0.694	0.552	53.136
1957/58	0.718	3.774	8.379	20.098	10.429	18.199	14.189	6.233	3.208	1.245	0.879	0.603	87.955
1958/59	1.218	6.794	18.739	15.846	5.306	11.354	10.207	7.391	3.226	1.366	0.957	1.213	83.616
1959/60	6.996	11.101	47.871	40.180	18.176	17.216	9.572	4.783	1.751	0.821	0.564	0.545	159.576
1960/61	5.145	4.946	48.066	33.909	9.985	5.400	6.047	4.740	1.823	0.823	0.526	0.491	121.901
1961/62	3.027	25.507	11.840	19.855	33.558	18.665	14.294	8.824	3.254	1.259	0.802	0.617	141.502
1962/63	1.349	10.821	15.350	11.359	16.542	19.742	10.819	4.346	1.884	0.873	0.729	1.852	95.666
1963/64	2.606	1.562	5.184	1.428	2.004	8.207	11.938	0.548	0.224	0.086	0.226	0.054	34.066
1964/65	0.579	0.737	3.815	13.447	5.991	14.458	7.140	0.897	0.158	0.260	0.391	0.980	48.851
1965/66	0.923	4.000	21.103	6.430	8.544	10.961	2.796	4.239	12.286	1.363	0.412	0.220	73.276
1966/67	4.950	28.237	21.294	11.431	2.326	1.726	4.391	3.412	1.467	0.455	0.256	0.344	80.287
1967/68	0.292	6.196	29.431	39.089	8.815	8.996	7.115	3.435	1.413	0.395	0.355	0.414	105.946
1968/69	0.214	0.372	2.556	3.931	5.883	7.018	9.879	3.485	1.308	0.335	0.240	3.814	39.036
1969/70	0.695	0.817	36.205	11.009	12.893	15.959	5.987	4.878	1.399	0.392	0.548	0.269	91.050
1970/71	0.664	2.203	3.871	5.092	8.155	16.100	11.332	17.482	5.133	1.881	0.624	0.480	73.018
1971/72	0.446	14.616	23.932	16.439	22.458	11.998	11.216	17.071	7.630	1.456	0.722	0.960	128.944
1972/73	1.555	0.875	2.089	6.845	28.730	7.840	8.989	3.624	4.033	0.702	0.592	0.445	66.319
1973/74	2.882	1.185	9.760	5.109	18.387	25.089	9.387	3.402	1.148	0.595	0.417	0.410	77.772
1974/75	7.780	9.706	4.815	6.674	6.035	12.358	28.993	8.533	2.849	0.623	0.551	0.629	89.547
1975/76	2.028	16.196	14.379	15.739	8.003	8.610	21.720	5.749	2.022	0.879	0.771	0.700	96.798
1976/77	1.441	4.816	5.466	4.310	3.904	3.364	11.424	16.842	19.657	5.826	2.341	0.766	80.157
1977/78	0.844	1.988	7.120	28.103	33.744	10.285	14.864	16.529	3.812	1.139	0.567	0.362	119.355
1978/79	1.422	1.628	4.317	30.551	19.840	10.478	24.485	6.508	1.581	0.829	0.638	1.023	103.299
1979/80	5.053	25.050	14.540	24.995	2.992	11.700	17.241	11.816	3.881	1.677	0.644	0.465	120.055
1980/81	3.121	3.457	28.535	35.251	11.610	9.736	8.680	6.434	1.311	1.006	0.536	0.416	110.093
1981/82	1.208	0.686	8.529	9.605	11.770	13.506	2.220	1.232	1.507	0.496	0.664	0.661	52.083
1982/83	4.330	9.576	31.566	9.860	25.316	16.439	17.983	4.917	1.490	1.023	12.643	3.448	138.590
1983/84	0.940	0.824	3.922	15.746	19.952	18.714	8.241	13.601	6.355	0.913	0.454	1.005	90.670
1984/85	5.348	8.677	8.650	19.205	7.975	14.397	7.920	12.105	2.878	1.553	0.561	0.270	89.539
1985/86	0.270	1.601	2.395	11.705	22.988	11.439	8.254	4.640	1.830	0.348	0.196	0.985	66.651
1986/87	0.786	0.968	6.060	12.414	21.251	10.662	11.148	1.466	1.816	0.606	0.436	0.173	67.786
1987/88	0.824	7.165	12.655	8.336	14.191	21.975	32.409	7.298	4.708	5.004	1.385	0.740	116.690
1988/89	0.509	0.412	2.677	1.938	1.284	3.795	13.599	5.428	1.319	0.351	0.161	0.197	31.669
1989/90	0.225	2.231	1.251	2.222	1.500	1.094	18.645	4.752	1.504	0.458	0.151	0.179	34.213
1990/91	0.437	1.770	11.874	7.904	4.701	13.759	13.858	25.240	2.484	0.593	0.202	0.352	83.174
1991/92	1.515	10.001	3.170	1.749	1.377	5.987	21.656	5.736	6.033	3.031	0.439	0.665	61.359
1992/93	16.130	10.488	13.560	2.592	1.725	14.069	6.146	5.577	3.049	1.882	0.770	1.139	77.127
1993/94	3.843	2.526	23.617	20.173	6.396	3.568	10.570	3.230	0.993	0.263	0.276	1.273	76.728
1994/95	1.632	2.260	4.274	24.281	5.726	20.836	2.785	2.601	0.632	0.586	0.148	0.221	65.981
1995/96	0.158	0.784	2.234	2.522	14.764	13.637	4.409	1.960	0.622	0.762	0.580	0.587	43.020
1996/97	1.146	8.313	22.794	20.988	7.432	4.004	2.609	9.042	2.379	1.604	1.179	1.009	82.500
1997/98	1.326	6.054	15.409	11.073	6.545	7.967	21.222	7.145	2.293	0.878	0.554	0.758	81.223
1998/99	2.797	5.212	5.332	9.301	14.754	10.634	7.533	6.262	1.984	0.808	0.523	0.495	65.636
1999/00	0.914	7.423	15.783	9.094	6.438	7.082	11.745	5.700	2.024	0.821	0.534	0.422	67.982
2000/01	3.088	7.110	9.715	25.418	11.116	17.523	10.421	4.098	1.564	0.801	0.548	0.415	91.815
2001/02	0.608	4.236	2.733	1.928	2.292	1.882	3.056	5.938	1.671	0.606	0.634	0.559	26.144
2002/03	1.286	2.119	21.897	28.918	20.043	8.571	9.115	5.993	2.460	1.031	0.653	0.496	102.582
2003/04	2.836	2.721	8.239	15.512	5.592	22.771	10.028	4.256	0.901	0.550	0.324	0.369	74.100
2004/05	1.386	5.030	15.622	16.231	25.498	13.669	26.082	9.835	3.196	1.204	0.732	0.542	119.027
2005/06	1.158	9.008	14.514	14.475	12.533	13.079	8.079	3.215	1.649	0.773	0.458	0.359	79.301

9140. Río Salón aguas abajo de río Pucheruela

1940/2005
(hm³)

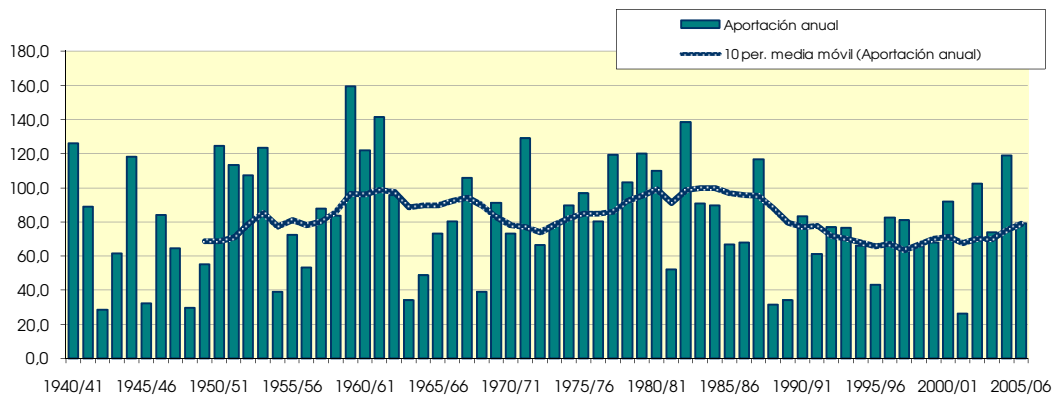
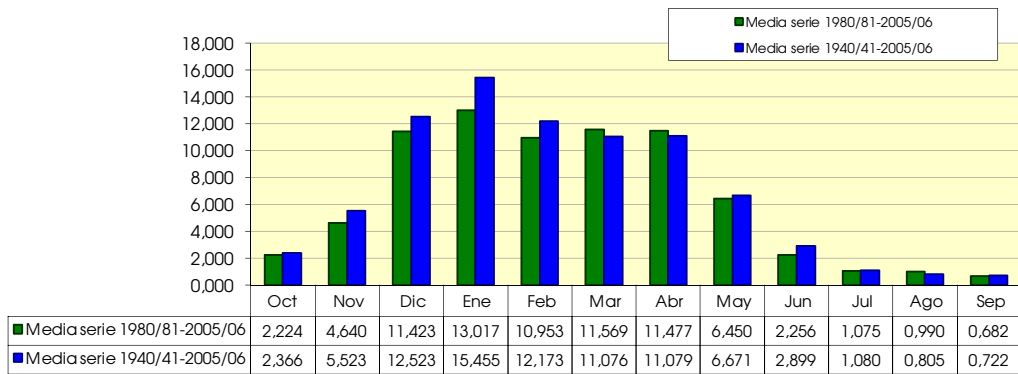
Serie completa

	Oct	Nov	Dic	Ene	Feb	Mar	Abr	May	Jun	Jul	Ago	Sep	Total
Máximo	16,130	28,237	48,066	51,343	33,744	25,089	32,409	25,240	19,657	5,826	12,643	3,814	159,576
Mínimo	0,158	0,372	1,072	1,428	1,284	1,094	2,220	0,548	0,158	0,086	0,148	0,054	26,144
Media	2,366	5,523	12,523	15,455	12,173	11,076	11,079	6,671	2,899	1,080	0,805	0,722	82,374
Percentil 1%	0,194	0,398	1,189	1,637	1,345	1,505	2,473	0,775	0,201	0,199	0,150	0,131	27,597
Percentil 5%	0,275	0,749	2,066	2,009	1,644	2,681	2,828	1,590	0,699	0,338	0,197	0,203	31,840
Percentil 10%	0,477	0,849	2,475	2,724	2,251	3,772	4,284	2,582	1,013	0,389	0,248	0,270	36,624
Percentil 25%	0,848	1,607	4,196	6,489	5,910	7,272	6,619	3,520	1,427	0,594	0,427	0,411	64,960
Percentil 50%	1,404	3,287	9,420	12,059	9,975	10,648	10,117	5,468	2,003	0,822	0,557	0,553	80,755
Desviación típica	2,789	5,960	10,679	11,531	8,513	5,580	6,439	4,830	2,906	0,942	1,520	0,619	31,251
Coef. variación	1,179	1,079	0,853	0,746	0,699	0,504	0,581	0,724	1,002	0,872	1,888	0,856	0,379

1980/2005
(hm³)

Serie para asignación y reserva

	Oct	Nov	Dic	Ene	Feb	Mar	Abr	May	Jun	Jul	Ago	Sep	Total
Máximo	16,130	10,488	31,566	35,251	25,498	22,771	32,409	25,240	6,355	5,004	12,643	3,448	138,590
Mínimo	0,158	0,412	1,251	1,749	1,284	1,094	2,220	1,232	0,622	0,263	0,148	0,173	26,144
Media	2,224	4,640	11,423	13,017	10,953	11,569	11,477	6,450	2,256	1,075	0,990	0,682	76,757
Percentil 1%	0,175	0,480	1,497	1,794	1,307	1,291	2,317	1,290	0,625	0,285	0,149	0,174	27,525
Percentil 5%	0,237	0,711	2,274	1,931	1,408	2,304	2,653	1,590	0,699	0,349	0,154	0,183	32,305
Percentil 10%	0,353	0,804	2,536	2,080	1,612	3,682	2,920	2,280	0,947	0,404	0,178	0,209	38,617
Percentil 25%	0,796	1,857	4,010	8,012	5,626	7,303	7,630	4,137	1,493	0,588	0,352	0,362	65,723
Percentil 50%	1,247	3,847	9,182	11,389	9,545	12,259	9,571	5,639	1,823	0,804	0,535	0,519	76,928
Desviación típica	3,145	3,348	8,594	8,988	7,713	6,090	7,540	4,840	1,456	0,990	2,394	0,642	27,249
Coef. variación	1,414	0,722	0,752	0,691	0,704	0,526	0,657	0,750	0,646	0,921	2,418	0,940	0,355



9141. Río Salón bajo

(hm ²)	Oct	Nov	Dic	Ene	Feb	Mar	Abr	May	Jun	Jul	Ago	Sep	Total
1940/41	4.261	4.461	15,764	24,677	24,461	14,259	12,769	20,548	7,589	2,322	1,398	1,089	133,596
1941/42	1.707	2.835	4,828	32,203	18,228	9,123	14,634	5,084	2,063	0,910	1,128	1,220	93,962
1942/43	1,486	1,315	2,029	4,480	8,147	4,358	3,200	2,913	1,021	0,435	0,336	0,568	30,288
1943/44	0,937	8,080	11,478	5,313	18,211	8,923	6,169	3,271	1,398	0,673	0,524	0,521	65,497
1944/45	14,071	7,474	21,131	55,346	10,729	7,323	4,783	2,814	1,152	0,541	1,038	0,610	127,011
1945/46	1,115	1,415	4,321	3,818	2,381	2,635	7,563	6,715	2,645	0,967	0,621	0,469	34,665
1946/47	0,666	2,258	25,682	13,308	17,672	12,002	6,574	5,943	2,395	0,944	0,693	1,361	89,497
1947/48	1,766	2,629	11,728	24,971	7,964	4,642	7,089	4,892	1,828	0,719	0,505	0,427	69,159
1948/49	0,937	0,974	1,167	3,023	1,752	9,407	7,032	3,473	1,513	0,637	0,445	1,382	31,742
1949/50	1,623	2,354	7,612	7,096	8,249	7,149	13,449	7,024	2,307	0,918	0,607	0,445	58,832
1950/51	2,015	1,576	30,403	25,981	18,750	18,197	11,514	14,021	5,523	2,302	1,209	1,048	132,541
1951/52	4,397	3,755	9,717	39,203	18,065	16,545	17,475	6,631	2,599	1,738	1,123	0,802	122,051
1952/53	1,913	2,982	15,420	33,878	24,468	10,117	12,386	5,162	5,890	1,898	1,022	0,938	116,074
1953/54	6,173	3,356	4,408	32,922	35,289	17,301	16,214	9,392	3,921	1,469	1,284	0,915	132,644
1954/55	1,089	1,602	2,247	9,118	10,272	8,469	4,730	2,273	1,322	0,711	0,479	0,411	42,725
1955/56	2,448	1,777	4,063	10,556	13,168	10,941	17,471	10,905	3,712	1,448	0,920	0,701	78,110
1956/57	2,176	15,522	6,919	4,919	3,543	4,083	6,930	4,671	4,901	1,488	0,782	0,618	56,555
1957/58	0,806	3,940	8,850	21,306	11,025	19,213	15,048	6,785	3,508	1,397	0,982	0,682	93,544
1958/59	1,342	7,055	19,720	16,829	5,842	12,139	10,990	8,028	3,561	1,540	1,084	1,337	89,466
1959/60	7,432	11,618	50,834	42,386	19,583	18,504	10,459	5,269	1,974	0,929	0,637	0,607	170,231
1960/61	5,495	5,243	51,339	36,440	10,838	6,014	6,553	5,117	2,019	0,922	0,593	0,545	131,118
1961/62	3,217	26,798	12,628	21,199	35,517	20,013	15,418	9,551	3,604	1,426	0,912	0,699	150,982
1962/63	1,467	11,335	16,087	12,020	17,570	20,795	11,619	4,792	2,103	0,985	0,806	1,942	101,520
1963/64	2,795	1,638	5,399	1,523	2,103	8,543	12,520	0,594	0,250	0,097	0,255	0,061	35,779
1964/65	0,612	0,784	4,021	14,200	6,380	15,315	7,537	0,974	0,176	0,295	0,443	1,054	51,792
1965/66	0,989	4,185	22,576	6,827	9,111	11,688	3,034	4,592	13,221	1,511	0,467	0,250	78,451
1966/67	5,346	29,985	22,664	12,129	2,540	1,868	4,758	3,656	1,618	0,511	0,289	0,385	85,750
1967/68	0,320	6,468	30,798	41,243	9,433	9,565	7,682	3,712	1,559	0,442	0,399	0,466	112,087
1968/69	0,241	0,408	2,649	4,097	6,091	7,257	10,208	3,655	1,413	0,373	0,271	4,096	40,759
1969/70	0,760	0,867	37,941	11,779	13,952	17,168	6,532	5,418	1,531	0,440	0,601	0,302	97,291
1970/71	0,730	2,353	4,057	5,380	8,658	16,966	12,059	18,594	5,584	2,049	0,705	0,543	77,677
1971/72	0,502	15,639	25,289	17,668	24,157	12,934	12,011	18,093	8,130	1,620	0,817	1,065	137,926
1972/73	1,691	0,967	2,226	7,166	29,964	8,381	9,632	3,890	4,394	0,790	0,656	0,490	70,248
1973/74	3,103	1,270	10,048	5,313	19,447	26,614	10,036	3,691	1,283	0,674	0,468	0,461	82,408
1974/75	8,143	10,368	5,223	7,116	6,527	13,220	30,818	9,113	3,125	0,701	0,623	0,696	95,672
1975/76	2,175	17,109	15,185	16,925	8,496	9,111	22,825	6,187	2,237	0,988	0,860	0,772	102,869
1976/77	1,564	5,105	5,794	4,561	4,143	3,540	12,024	17,683	20,787	6,190	2,587	0,867	84,846
1977/78	0,932	2,168	7,711	30,381	36,248	11,163	15,786	17,520	4,136	1,279	0,646	0,411	128,382
1978/79	1,535	1,724	4,619	33,180	20,855	11,159	25,943	7,049	1,764	0,934	0,724	1,120	110,605
1979/80	5,340	26,666	15,517	26,444	3,281	12,505	18,666	12,689	4,225	1,881	0,731	0,529	128,473
1980/81	3,262	3,648	30,040	37,455	12,289	10,371	9,212	6,972	1,467	1,132	0,607	0,468	116,923
1981/82	1,312	0,759	8,972	10,084	12,454	14,316	2,430	1,351	1,654	0,552	0,740	0,718	55,343
1982/83	4,530	10,147	33,794	10,580	27,028	17,423	19,442	5,375	1,677	1,153	13,832	3,781	148,763
1983/84	1,061	0,931	4,204	16,541	21,468	20,082	9,022	14,506	6,884	1,023	0,516	1,118	97,355
1984/85	5,809	9,416	9,170	20,361	8,542	15,135	8,430	12,977	3,149	1,704	0,628	0,306	95,628
1985/86	0,306	1,765	2,544	12,552	24,159	12,244	8,788	5,041	2,047	0,394	0,221	1,065	71,125
1986/87	0,861	1,069	6,303	12,951	22,374	11,331	11,990	1,622	1,997	0,674	0,487	0,192	71,848
1987/88	0,878	7,516	13,511	9,003	15,233	23,443	34,409	7,769	5,064	5,451	1,539	0,828	124,643
1988/89	0,575	0,466	2,844	2,064	1,337	4,044	14,286	5,747	1,448	0,392	0,181	0,219	33,604
1989/90	0,253	2,410	1,368	2,399	1,656	1,200	19,844	5,152	1,666	0,519	0,172	0,201	36,840
1990/91	0,471	1,890	12,482	8,237	4,912	14,403	14,705	26,408	2,688	0,667	0,230	0,394	87,487
1991/92	1,657	10,524	3,416	1,892	1,516	6,282	22,788	6,127	6,397	3,325	0,491	0,740	65,154
1992/93	16,818	11,110	14,318	2,789	1,830	14,876	6,469	5,933	3,267	2,094	0,859	1,253	81,615
1993/94	4,098	2,728	25,432	21,557	6,849	3,896	11,178	3,459	1,089	0,293	0,309	1,395	82,284
1994/95	1,762	2,437	4,549	25,611	6,074	22,146	3,034	2,853	0,709	0,657	0,166	0,248	70,248
1995/96	0,177	0,850	2,390	2,734	15,768	14,608	4,789	2,170	0,693	0,852	0,644	0,640	46,316
1996/97	1,232	8,674	24,091	21,999	8,026	4,441	2,923	9,676	2,606	1,747	1,295	1,136	87,846
1997/98	1,484	6,491	16,576	11,762	6,988	8,461	22,366	7,642	2,536	0,994	0,629	0,829	86,758
1998/99	2,958	5,476	5,622	9,653	15,327	11,171	8,029	6,695	2,197	0,911	0,592	0,551	69,183
1999/00	1,008	7,937	17,060	9,755	6,891	7,547	12,391	6,127	2,246	0,927	0,605	0,477	72,969
2000/01	3,332	7,531	10,399	27,060	11,877	18,773	11,222	4,549	1,774	0,905	0,620	0,469	98,510
2001/02	0,681	4,478	2,968	2,109	2,444	2,035	3,228	6,208	1,819	0,681	0,712	0,627	27,989
2002/03	1,416	2,305	23,313	31,450	21,504	9,454	10,169	6,570	2,742	1,169	0,744	0,564	111,400
2003/04	3,113	2,989	8,870	16,575	5,974	24,419	10,797	4,717	1,021	0,625	0,369	0,413	79,881
2004/05	1,534	5,295	16,557	17,385	27,165	14,804	27,900	10,548	3,534	1,365	0,836	0,617	127,540
2005/06	1,275	9,588	15,366	15,382	13,285	13,959	8,754	3,585	1,825	0,865	0,519	0,405	84,808

9141. Río Salón bajo

1940/2005
(hm³)

Serie completa

	Oct	Nov	Dic	Ene	Feb	Mar	Abr	May	Jun	Jul	Ago	Sep	Total
Máximo	16,818	29,985	51,339	55,346	36,248	26,614	34,409	26,408	20,787	6,190	13,832	4,096	170,231
Mínimo	0,177	0,408	1,167	1,523	1,337	1,200	2,430	0,594	0,176	0,097	0,166	0,061	27,989
Media	2,533	5,856	13,277	16,468	12,971	11,818	11,829	7,154	3,154	1,200	0,897	0,796	87,953

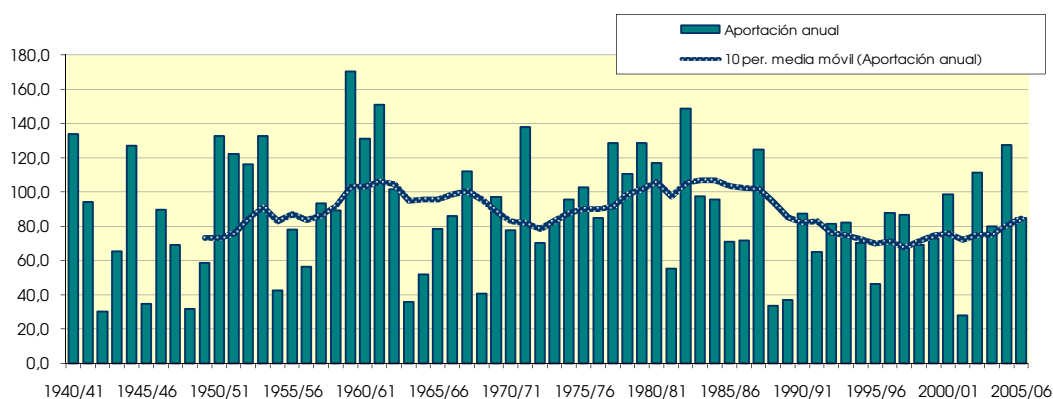
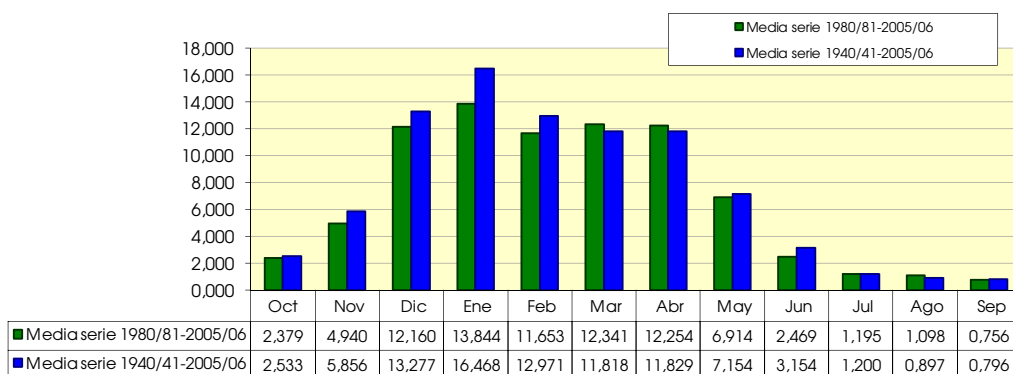
Percentil 1%	0,219	0,445	1,298	1,763	1,454	1,635	2,750	0,841	0,224	0,225	0,170	0,146	29,484
Percentil 5%	0,310	0,801	2,231	2,181	1,771	2,861	3,076	1,759	0,787	0,378	0,223	0,226	33,869
Percentil 10%	0,539	0,949	2,596	2,906	2,412	4,064	4,744	2,834	1,121	0,438	0,280	0,304	38,800
Percentil 25%	0,933	1,735	4,443	6,894	6,163	7,756	7,046	3,757	1,574	0,669	0,481	0,462	69,165
Percentil 50%	1,535	3,502	9,882	12,751	10,783	11,251	10,893	5,840	2,217	0,928	0,629	0,618	86,254
Desviación típica	2,929	6,291	11,316	12,333	9,049	5,925	6,808	5,073	3,080	1,013	1,662	0,666	33,498
Coef. variación	1,156	1,074	0,852	0,749	0,698	0,501	0,576	0,709	0,976	0,845	1,853	0,836	0,381

1980/2005
(hm³)

Serie para asignación y reserva

	Oct	Nov	Dic	Ene	Feb	Mar	Abr	May	Jun	Jul	Ago	Sep	Total
Máximo	16,818	11,110	33,794	37,455	27,165	24,419	34,409	26,408	6,884	5,451	13,832	3,781	148,763
Mínimo	0,177	0,466	1,368	1,892	1,337	1,200	2,430	1,351	0,693	0,293	0,166	0,192	27,989
Media	2,379	4,940	12,160	13,844	11,653	12,341	12,254	6,914	2,469	1,195	1,098	0,756	82,002

Percentil 1%	0,196	0,539	1,624	1,935	1,382	1,409	2,553	1,419	0,697	0,318	0,168	0,194	29,393
Percentil 5%	0,266	0,782	2,428	2,075	1,551	2,501	2,951	1,759	0,787	0,393	0,174	0,206	34,413
Percentil 10%	0,388	0,891	2,694	2,254	1,743	3,970	3,131	2,512	1,055	0,457	0,201	0,234	41,578
Percentil 25%	0,865	1,994	4,291	8,428	5,999	7,776	8,130	4,591	1,657	0,660	0,398	0,407	69,449
Percentil 50%	1,364	4,063	9,785	12,157	10,209	13,101	10,483	6,030	2,022	0,908	0,606	0,590	81,949
Desviación típica	3,280	3,532	9,152	9,582	8,193	6,483	7,982	5,064	1,551	1,077	2,617	0,702	29,257
Coef. variación	1,379	0,715	0,753	0,692	0,703	0,525	0,651	0,732	0,628	0,901	2,384	0,928	0,357



9143. Rio Polla

(hm ²)	Oct	Nov	Dic	Ene	Feb	Mar	Abr	May	Jun	Jul	Ago	Sep	Total
1940/41	0.557	0.559	0.616	2.135	1.538	1.326	1.116	1.441	0.996	0.809	0.654	0.543	12.289
1941/42	0.467	0.494	0.485	0.649	0.991	1.085	1.558	0.941	0.771	0.634	0.528	0.491	9,093
1942/43	0.520	0.423	0.525	0.938	0.861	0.816	0.782	0.723	0.620	0.496	0.398	0.369	7.470
1943/44	0.387	0.701	0.780	0.601	1.201	0.765	0.808	0.698	0.585	0.481	0.401	0.354	7.763
1944/45	0.691	0.546	0.612	0.664	0.807	0.695	0.647	0.593	0.527	0.457	0.410	0.355	7.005
1945/46	0.351	0.351	0.507	0.435	0.464	0.524	1.069	1.055	0.735	0.590	0.467	0.374	6.922
1946/47	0.310	0.378	0.743	0.667	1.070	1.131	0.852	0.801	0.704	0.579	0.472	0.481	8.188
1947/48	0.458	0.450	0.693	1.813	0.841	0.680	0.805	0.717	0.584	0.456	0.364	0.303	8.164
1948/49	0.278	0.251	0.289	0.421	0.363	0.766	0.733	0.666	0.585	0.479	0.383	0.376	5.589
1949/50	0.329	0.329	0.457	0.480	0.706	0.652	0.841	0.821	0.726	0.591	0.471	0.376	6.776
1950/51	0.356	0.339	0.599	0.951	0.931	0.976	0.857	1.003	0.792	0.677	0.565	0.474	8.522
1951/52	0.531	1.204	0.796	1.010	1.054	1.031	1.276	0.907	0.736	0.668	0.553	0.448	10.215
1952/53	0.413	0.456	0.589	0.939	1.077	0.752	1.030	0.716	0.696	0.610	0.480	0.400	8.159
1953/54	0.549	0.459	0.504	0.859	1.297	0.854	0.852	0.801	0.709	0.575	0.482	0.409	8.348
1954/55	0.332	0.347	0.321	0.547	0.616	0.608	0.528	0.435	0.367	0.306	0.248	0.210	4.865
1955/56	0.274	0.321	0.470	0.807	0.598	1.183	1.449	1.010	0.818	0.647	0.511	0.406	8.494
1956/57	0.478	1.107	0.663	0.646	0.709	0.610	0.848	0.711	0.660	0.557	0.437	0.349	7.774
1957/58	0.296	0.382	0.552	0.736	0.739	1.052	0.995	0.843	0.738	0.596	0.469	0.376	7.774
1958/59	0.350	0.499	0.855	0.739	0.611	0.730	0.719	0.694	0.586	0.481	0.397	0.410	7.070
1959/60	0.630	0.795	3.172	1.946	1.559	1.278	1.022	0.863	0.691	0.544	0.433	0.364	13.297
1960/61	0.655	0.702	2.075	1.599	0.934	0.751	0.651	0.564	0.470	0.388	0.316	0.264	9.368
1961/62	0.391	1.649	1.018	1.626	1.837	1.560	1.229	1.037	0.847	0.662	0.521	0.414	12.792
1962/63	0.349	0.425	0.716	0.754	0.764	1.009	0.891	0.710	0.592	0.481	0.391	0.410	7.492
1963/64	0.391	0.543	0.588	0.464	0.590	0.834	0.811	0.629	0.507	0.404	0.324	0.262	6.345
1964/65	0.260	0.265	0.403	0.508	0.487	0.546	0.654	0.529	0.423	0.329	0.262	0.260	4.927
1965/66	0.261	0.398	0.739	0.628	1.264	0.732	0.747	0.705	0.679	0.597	0.471	0.372	7.592
1966/67	1.529	1.321	0.935	0.894	0.802	0.744	0.680	0.643	0.533	0.427	0.340	0.274	9.122
1967/68	0.230	0.414	0.643	0.672	0.982	0.839	0.980	0.805	0.651	0.510	0.412	0.337	7.475
1968/69	0.276	0.240	0.271	0.294	0.389	0.543	0.586	0.676	0.551	0.444	0.352	0.377	5.000
1969/70	0.317	0.303	0.882	2.221	1.412	1.076	0.934	0.793	0.700	0.551	0.460	0.383	10,033
1970/71	0.344	0.353	0.349	0.547	0.462	0.731	1.445	1.301	0.871	0.754	0.611	0.485	8.253
1971/72	0.390	0.912	0.765	1.636	2.077	1.130	1.156	1.211	0.983	0.813	0.640	0.520	12.234
1972/73	0.692	0.476	0.497	0.806	1.711	0.797	0.943	0.947	0.696	0.564	0.455	0.395	8.979
1973/74	0.473	0.399	0.625	0.857	1.921	1.585	1.074	0.841	0.683	0.541	0.433	0.348	9.780
1974/75	0.705	0.783	0.601	0.773	0.682	1.193	1.137	1.151	0.752	0.591	0.480	0.420	9.267
1975/76	0.383	0.953	0.734	0.721	0.643	0.597	1.514	0.714	0.589	0.488	0.413	0.359	8.108
1976/77	0.317	0.313	0.480	0.417	0.543	0.452	0.579	0.826	0.956	0.811	0.651	0.511	6.855
1977/78	0.465	0.386	0.709	1.337	1.409	1.029	1.566	1.178	1.011	0.827	0.644	0.509	11.070
1978/79	0.505	0.492	1.082	1.961	2.139	1.791	1.441	1.167	0.929	0.736	0.581	0.487	13.311
1979/80	0.760	0.879	1.168	1.129	0.825	1.086	1.311	1.205	0.879	0.696	0.550	0.434	10.922
1980/81	0.405	0.590	0.870	1.166	0.819	0.835	0.924	0.840	0.687	0.549	0.442	0.359	8.486
1981/82	0.334	0.298	0.554	0.476	0.506	0.514	0.450	0.395	0.358	0.296	0.238	0.210	4.629
1982/83	0.218	0.486	0.968	0.609	0.834	0.779	1.658	0.916	0.749	0.600	0.616	0.527	8.960
1983/84	0.410	0.341	0.414	0.477	0.879	0.755	0.610	0.826	0.671	0.534	0.416	0.340	6.675
1984/85	0.424	1.071	0.839	1.143	1.934	1.096	1.216	1.521	0.884	0.698	0.556	0.439	11.821
1985/86	0.346	0.426	0.494	0.949	0.731	0.635	0.688	0.550	0.432	0.339	0.269	0.252	6.110
1986/87	0.210	0.182	0.257	0.506	0.733	0.616	0.587	0.476	0.387	0.320	0.260	0.214	4.747
1987/88	0.347	0.582	0.464	1.226	1.705	0.843	1.984	1.151	0.981	0.822	0.655	0.522	11.283
1988/89	0.470	0.367	0.311	0.284	0.279	0.268	0.494	0.464	0.359	0.283	0.227	0.184	3.989
1989/90	0.150	0.201	0.515	0.577	0.442	0.379	0.954	0.633	0.558	0.460	0.366	0.294	5.530
1990/91	0.293	0.375	0.538	0.536	0.618	1.326	1.062	1.220	0.862	0.673	0.528	0.477	8.508
1991/92	0.410	0.679	0.469	0.411	0.361	0.986	0.819	0.711	0.880	0.679	0.547	0.449	7.402
1992/93	1.016	0.613	0.771	0.599	0.774	0.685	0.923	0.802	0.711	0.602	0.499	0.432	8.426
1993/94	0.583	0.517	0.832	1.652	0.935	0.742	0.714	0.897	0.646	0.522	0.414	0.360	8.813
1994/95	0.352	0.339	0.461	1.223	1.076	0.743	0.664	0.587	0.481	0.385	0.307	0.247	6.864
1995/96	0.200	0.426	0.684	1.774	1.936	0.966	0.919	0.724	0.583	0.467	0.384	0.319	9.382
1996/97	0.288	0.383	1.081	1.197	0.694	0.564	0.456	0.476	0.453	0.487	0.392	0.331	6.801
1997/98	0.306	0.577	0.815	0.746	0.630	0.749	1.090	0.889	0.709	0.556	0.438	0.388	7.893
1998/99	0.399	0.461	0.588	0.736	0.751	0.699	0.690	0.678	0.540	0.423	0.332	0.278	6.576
1999/00	0.348	0.700	0.948	0.579	0.552	0.633	1.180	0.734	0.572	0.453	0.361	0.290	7.350
2000/01	0.364	0.504	0.914	2.252	1.250	1.366	0.908	0.783	0.614	0.488	0.392	0.311	10.146
2001/02	0.254	0.429	0.315	0.280	0.305	0.286	0.275	0.336	0.312	0.253	0.217	0.208	3.469
2002/03	0.253	0.322	1.276	1.971	1.536	0.915	1.245	0.787	0.640	0.503	0.397	0.316	10.161
2003/04	0.649	0.661	0.622	1.166	1.226	1.107	0.854	0.758	0.605	0.476	0.387	0.426	8.936
2004/05	0.395	0.563	1.188	1.174	1.168	1.060	1.153	0.888	0.719	0.561	0.439	0.346	9.654
2005/06	0.296	0.435	0.521	0.537	0.641	0.704	0.617	0.501	0.407	0.326	0.259	0.209	5.453

9143. Río Polla

1940/2005
(hm³)

Serie completa

	Oct	Nov	Dic	Ene	Feb	Mar	Abr	May	Jun	Jul	Ago	Sep	Total
Máximo	1,529	1,649	3,172	2,252	2,139	1,791	1,984	1,521	1,011	0,827	0,655	0,543	13,311
Mínimo	0,150	0,182	0,257	0,280	0,279	0,268	0,275	0,336	0,312	0,253	0,217	0,184	3,469
Media	0,424	0,532	0,715	0,940	0,958	0,860	0,943	0,812	0,663	0,539	0,436	0,370	8,193

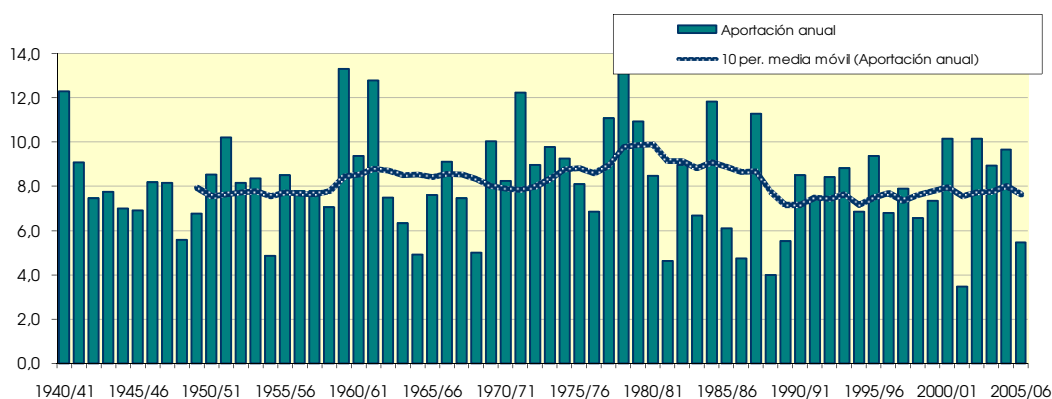
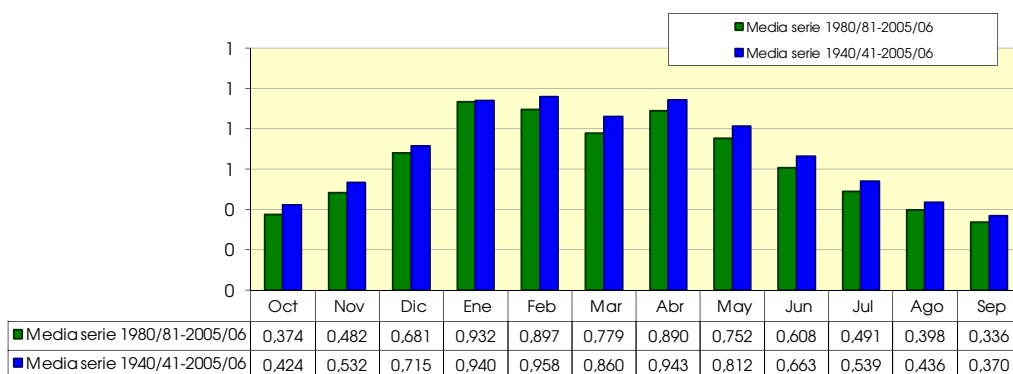
Percentil 1%	0,183	0,194	0,266	0,283	0,296	0,280	0,389	0,374	0,342	0,272	0,224	0,200	3,807
Percentil 5%	0,221	0,254	0,312	0,412	0,369	0,467	0,503	0,467	0,372	0,309	0,251	0,210	4,777
Percentil 10%	0,257	0,308	0,376	0,450	0,463	0,544	0,587	0,515	0,428	0,334	0,265	0,249	5,226
Percentil 25%	0,307	0,356	0,495	0,555	0,621	0,681	0,696	0,677	0,562	0,458	0,370	0,313	6,858
Percentil 50%	0,374	0,453	0,619	0,750	0,822	0,773	0,899	0,790	0,675	0,543	0,433	0,373	8,161
Desviación típica	0,207	0,275	0,423	0,519	0,470	0,301	0,328	0,246	0,170	0,139	0,112	0,090	2,216
Coef. variación	0,489	0,516	0,591	0,552	0,491	0,350	0,348	0,303	0,256	0,258	0,258	0,245	0,270

1980/2005
(hm³)

Serie para asignación y reserva

	Oct	Nov	Dic	Ene	Feb	Mar	Abr	May	Jun	Jul	Ago	Sep	Total
Máximo	1,016	1,071	1,276	2,252	1,936	1,366	1,984	1,521	0,981	0,822	0,655	0,527	11,821
Mínimo	0,150	0,182	0,257	0,280	0,279	0,268	0,275	0,336	0,312	0,253	0,217	0,184	3,469
Media	0,374	0,482	0,681	0,932	0,897	0,779	0,890	0,752	0,608	0,491	0,398	0,336	7,618

Percentil 1%	0,162	0,187	0,271	0,281	0,285	0,273	0,319	0,351	0,324	0,260	0,219	0,190	3,599
Percentil 5%	0,203	0,225	0,312	0,316	0,319	0,310	0,451	0,412	0,358	0,286	0,230	0,208	4,149
Percentil 10%	0,214	0,310	0,365	0,443	0,402	0,446	0,475	0,470	0,373	0,308	0,249	0,210	4,688
Percentil 25%	0,289	0,369	0,475	0,536	0,621	0,633	0,629	0,559	0,460	0,394	0,314	0,259	6,227
Percentil 50%	0,348	0,448	0,605	0,741	0,763	0,746	0,881	0,746	0,610	0,487	0,392	0,325	7,648
Desviación típica	0,172	0,183	0,275	0,532	0,465	0,276	0,379	0,266	0,179	0,141	0,119	0,099	2,197
Coef. variación	0,459	0,379	0,403	0,570	0,519	0,355	0,425	0,353	0,294	0,288	0,298	0,295	0,288



9144. Río Hijedo

(hm ²)	Oct	Nov	Dic	Ene	Feb	Mar	Abr	May	Jun	Jul	Ago	Sep	Total
1940/41	0.052	0.049	0.052	0.181	0.122	0.118	0.085	0.130	0.070	0.057	0.045	0.038	0.998
1941/42	0.033	0.038	0.036	0.050	0.071	0.099	0.142	0.069	0.053	0.043	0.036	0.034	0.704
1942/43	0.035	0.030	0.036	0.078	0.056	0.060	0.060	0.049	0.043	0.033	0.025	0.023	0.529
1943/44	0.025	0.044	0.055	0.046	0.092	0.055	0.062	0.050	0.041	0.033	0.026	0.023	0.553
1944/45	0.038	0.041	0.051	0.061	0.061	0.054	0.048	0.042	0.036	0.029	0.027	0.024	0.510
1945/46	0.022	0.023	0.036	0.033	0.034	0.041	0.099	0.083	0.053	0.042	0.032	0.025	0.523
1946/47	0.020	0.023	0.046	0.051	0.092	0.094	0.060	0.057	0.049	0.039	0.031	0.030	0.593
1947/48	0.030	0.031	0.046	0.133	0.067	0.054	0.057	0.057	0.045	0.034	0.026	0.022	0.602
1948/49	0.020	0.019	0.020	0.025	0.027	0.048	0.050	0.047	0.040	0.032	0.025	0.029	0.383
1949/50	0.025	0.025	0.037	0.038	0.061	0.052	0.065	0.063	0.054	0.040	0.031	0.024	0.515
1950/51	0.024	0.025	0.043	0.074	0.089	0.113	0.073	0.088	0.065	0.054	0.044	0.037	0.727
1951/52	0.039	0.138	0.065	0.076	0.079	0.113	0.130	0.076	0.059	0.060	0.044	0.035	0.912
1952/53	0.034	0.040	0.061	0.072	0.084	0.066	0.126	0.062	0.060	0.051	0.039	0.033	0.726
1953/54	0.051	0.040	0.052	0.112	0.121	0.078	0.075	0.072	0.062	0.049	0.042	0.036	0.790
1954/55	0.029	0.032	0.028	0.078	0.083	0.059	0.049	0.039	0.032	0.025	0.020	0.017	0.491
1955/56	0.024	0.039	0.058	0.089	0.051	0.156	0.170	0.083	0.063	0.048	0.037	0.028	0.847
1956/57	0.032	0.084	0.055	0.046	0.066	0.047	0.088	0.054	0.072	0.045	0.034	0.027	0.649
1957/58	0.022	0.034	0.058	0.097	0.071	0.126	0.087	0.076	0.068	0.048	0.037	0.029	0.754
1958/59	0.026	0.041	0.118	0.080	0.056	0.097	0.079	0.073	0.053	0.042	0.033	0.036	0.734
1959/60	0.066	0.077	0.322	0.182	0.155	0.126	0.080	0.067	0.049	0.038	0.029	0.025	1.215
1960/61	0.073	0.058	0.206	0.099	0.070	0.055	0.047	0.042	0.034	0.027	0.021	0.017	0.751
1961/62	0.027	0.156	0.099	0.143	0.245	0.157	0.093	0.079	0.063	0.047	0.036	0.028	1.173
1962/63	0.023	0.030	0.053	0.089	0.073	0.102	0.076	0.057	0.051	0.038	0.031	0.031	0.654
1963/64	0.029	0.033	0.038	0.035	0.048	0.088	0.063	0.049	0.038	0.029	0.023	0.018	0.490
1964/65	0.019	0.023	0.037	0.052	0.050	0.057	0.061	0.055	0.043	0.033	0.025	0.029	0.484
1965/66	0.023	0.034	0.095	0.055	0.191	0.060	0.063	0.055	0.055	0.048	0.037	0.028	0.743
1966/67	0.160	0.144	0.077	0.079	0.066	0.067	0.061	0.067	0.047	0.037	0.028	0.022	0.856
1967/68	0.019	0.057	0.097	0.058	0.114	0.081	0.094	0.067	0.050	0.038	0.030	0.024	0.728
1968/69	0.019	0.017	0.020	0.024	0.032	0.079	0.066	0.077	0.045	0.035	0.027	0.035	0.474
1969/70	0.025	0.025	0.087	0.246	0.146	0.098	0.075	0.063	0.057	0.041	0.033	0.027	0.924
1970/71	0.025	0.027	0.026	0.043	0.034	0.076	0.141	0.144	0.072	0.056	0.044	0.034	0.722
1971/72	0.027	0.095	0.056	0.172	0.141	0.091	0.086	0.093	0.076	0.062	0.047	0.037	0.983
1972/73	0.064	0.033	0.036	0.061	0.141	0.060	0.066	0.070	0.048	0.038	0.030	0.027	0.674
1973/74	0.029	0.024	0.067	0.068	0.183	0.138	0.081	0.059	0.046	0.035	0.028	0.022	0.780
1974/75	0.057	0.077	0.047	0.077	0.048	0.078	0.093	0.103	0.061	0.047	0.037	0.030	0.755
1975/76	0.028	0.069	0.054	0.074	0.055	0.052	0.178	0.059	0.049	0.039	0.034	0.027	0.716
1976/77	0.024	0.025	0.038	0.033	0.045	0.046	0.061	0.069	0.101	0.068	0.053	0.040	0.603
1977/78	0.045	0.030	0.075	0.179	0.178	0.079	0.175	0.091	0.088	0.061	0.046	0.035	1.081
1978/79	0.034	0.032	0.086	0.164	0.181	0.134	0.094	0.077	0.059	0.044	0.034	0.028	0.965
1979/80	0.058	0.074	0.095	0.078	0.058	0.070	0.077	0.086	0.062	0.048	0.037	0.028	0.772
1980/81	0.028	0.038	0.052	0.087	0.065	0.064	0.066	0.059	0.048	0.037	0.029	0.022	0.596
1981/82	0.020	0.019	0.042	0.033	0.038	0.041	0.037	0.030	0.025	0.020	0.016	0.014	0.334
1982/83	0.016	0.046	0.089	0.049	0.085	0.069	0.190	0.071	0.055	0.042	0.055	0.039	0.805
1983/84	0.030	0.023	0.042	0.042	0.108	0.065	0.048	0.065	0.053	0.041	0.031	0.025	0.573
1984/85	0.034	0.088	0.041	0.060	0.057	0.059	0.110	0.127	0.060	0.046	0.036	0.027	0.746
1985/86	0.021	0.034	0.036	0.091	0.062	0.051	0.060	0.045	0.034	0.026	0.020	0.018	0.499
1986/87	0.016	0.013	0.020	0.039	0.077	0.048	0.054	0.035	0.029	0.024	0.018	0.015	0.387
1987/88	0.022	0.051	0.041	0.107	0.209	0.098	0.235	0.098	0.082	0.058	0.044	0.035	1.081
1988/89	0.028	0.021	0.019	0.019	0.020	0.021	0.045	0.043	0.029	0.022	0.017	0.014	0.299
1989/90	0.011	0.015	0.072	0.059	0.026	0.023	0.088	0.048	0.037	0.029	0.022	0.017	0.446
1990/91	0.017	0.022	0.049	0.034	0.049	0.131	0.077	0.093	0.062	0.046	0.035	0.032	0.647
1991/92	0.027	0.052	0.036	0.031	0.026	0.108	0.064	0.058	0.123	0.049	0.038	0.031	0.644
1992/93	0.125	0.047	0.061	0.046	0.071	0.056	0.086	0.060	0.052	0.040	0.033	0.027	0.702
1993/94	0.053	0.031	0.062	0.181	0.068	0.050	0.052	0.093	0.044	0.034	0.026	0.023	0.718
1994/95	0.023	0.021	0.032	0.136	0.092	0.055	0.050	0.048	0.036	0.028	0.022	0.017	0.561
1995/96	0.014	0.042	0.072	0.149	0.172	0.072	0.064	0.047	0.037	0.029	0.025	0.020	0.743
1996/97	0.018	0.032	0.096	0.106	0.055	0.045	0.036	0.037	0.037	0.057	0.033	0.026	0.577
1997/98	0.022	0.063	0.079	0.058	0.047	0.069	0.100	0.064	0.052	0.040	0.031	0.027	0.651
1998/99	0.030	0.040	0.052	0.078	0.062	0.059	0.057	0.062	0.045	0.034	0.026	0.021	0.565
1999/00	0.024	0.049	0.086	0.043	0.041	0.053	0.102	0.053	0.043	0.033	0.026	0.020	0.575
2000/01	0.028	0.047	0.094	0.178	0.118	0.137	0.068	0.058	0.045	0.035	0.027	0.021	0.856
2001/02	0.016	0.031	0.025	0.022	0.025	0.025	0.025	0.029	0.026	0.021	0.018	0.016	0.278
2002/03	0.017	0.028	0.105	0.144	0.131	0.068	0.108	0.058	0.047	0.036	0.027	0.021	0.791
2003/04	0.057	0.053	0.044	0.100	0.111	0.096	0.067	0.071	0.049	0.037	0.029	0.033	0.749
2004/05	0.027	0.039	0.094	0.095	0.096	0.084	0.109	0.070	0.055	0.041	0.031	0.024	0.765
2005/06	0.020	0.032	0.040	0.042	0.048	0.057	0.050	0.039	0.031	0.024	0.019	0.015	0.417

9144. Río Hijedo

1940/2005
(hm³)

Serie completa

	Oct	Nov	Dic	Ene	Feb	Mar	Abr	May	Jun	Jul	Ago	Sep	Total
Máximo	0,160	0,156	0,322	0,246	0,245	0,157	0,235	0,144	0,123	0,068	0,055	0,040	1,215
Mínimo	0,011	0,013	0,019	0,019	0,020	0,021	0,025	0,029	0,025	0,020	0,016	0,014	0,278
Media	0,033	0,044	0,063	0,083	0,085	0,076	0,083	0,066	0,052	0,040	0,031	0,026	0,683

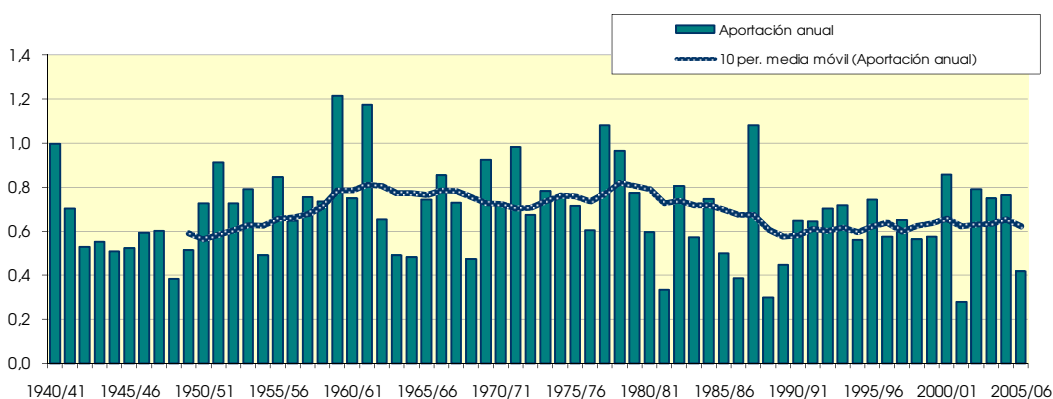
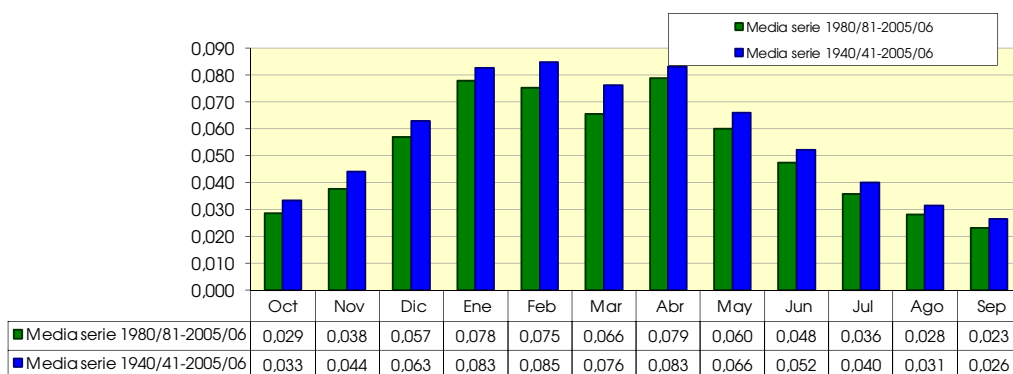
Percentil 1%	0,013	0,015	0,019	0,021	0,023	0,022	0,032	0,029	0,026	0,021	0,017	0,014	0,292
Percentil 5%	0,016	0,019	0,021	0,027	0,027	0,041	0,046	0,037	0,030	0,024	0,019	0,015	0,384
Percentil 10%	0,018	0,022	0,030	0,033	0,034	0,046	0,049	0,042	0,034	0,027	0,021	0,017	0,460
Percentil 25%	0,022	0,026	0,038	0,046	0,050	0,054	0,060	0,051	0,043	0,033	0,026	0,022	0,555
Percentil 50%	0,027	0,034	0,052	0,074	0,069	0,068	0,074	0,063	0,050	0,039	0,031	0,027	0,703
Desviación típica	0,024	0,029	0,044	0,050	0,050	0,032	0,040	0,022	0,017	0,011	0,009	0,007	0,199
Coef. variación	0,713	0,653	0,705	0,603	0,588	0,416	0,476	0,341	0,326	0,269	0,271	0,259	0,291

1980/2005
(hm³)

Serie para asignación y reserva

	Oct	Nov	Dic	Ene	Feb	Mar	Abr	May	Jun	Jul	Ago	Sep	Total
Máximo	0,125	0,088	0,105	0,181	0,209	0,137	0,235	0,127	0,123	0,058	0,055	0,039	1,081
Mínimo	0,011	0,013	0,019	0,019	0,020	0,021	0,025	0,029	0,025	0,020	0,016	0,014	0,278
Media	0,029	0,038	0,057	0,078	0,075	0,066	0,079	0,060	0,048	0,036	0,028	0,023	0,616

Percentil 1%	0,012	0,014	0,019	0,019	0,021	0,021	0,028	0,029	0,026	0,021	0,017	0,014	0,283
Percentil 5%	0,014	0,016	0,021	0,024	0,025	0,023	0,036	0,031	0,027	0,021	0,017	0,014	0,308
Percentil 10%	0,016	0,020	0,029	0,032	0,026	0,033	0,041	0,036	0,029	0,023	0,018	0,015	0,361
Percentil 25%	0,018	0,024	0,040	0,042	0,047	0,051	0,051	0,046	0,036	0,028	0,022	0,017	0,514
Percentil 50%	0,023	0,036	0,051	0,059	0,063	0,059	0,065	0,058	0,045	0,035	0,027	0,022	0,620
Desviación típica	0,022	0,017	0,026	0,048	0,046	0,029	0,046	0,023	0,020	0,010	0,009	0,007	0,187
Coef. variación	0,774	0,442	0,448	0,614	0,605	0,446	0,590	0,381	0,420	0,288	0,315	0,301	0,304



9145. Río Molinar

(hm ³)	Oct	Nov	Dic	Ene	Feb	Mar	Abr	May	Jun	Jul	Ago	Sep	Total
1940/41	0.840	0.609	0.597	1.087	1.327	1.097	1.015	2.027	1.072	0.858	0.699	0.571	11.797
1941/42	0.469	0.525	0.416	0.773	0.557	0.636	1.164	0.606	0.500	0.435	0.456	0.445	6.982
1942/43	0.415	0.332	0.306	0.413	0.384	0.343	0.324	0.270	0.227	0.191	0.165	0.178	3.547
1943/44	0.168	0.227	0.287	0.242	0.352	0.435	0.379	0.338	0.292	0.249	0.215	0.202	3.387
1944/45	0.364	0.336	0.496	0.982	0.779	0.708	0.522	0.453	0.371	0.302	0.297	0.255	5.866
1945/46	0.250	0.241	0.343	0.306	0.285	0.315	1.024	0.649	0.491	0.400	0.332	0.274	4.908
1946/47	0.239	0.223	0.584	0.425	1.163	1.134	0.639	0.652	0.518	0.419	0.348	0.327	6.671
1947/48	0.336	0.360	0.505	1.822	0.736	0.604	0.787	0.607	0.483	0.389	0.326	0.273	7.227
1948/49	0.255	0.236	0.213	0.216	0.208	0.427	0.326	0.319	0.264	0.224	0.191	0.489	3.367
1949/50	0.317	0.321	0.359	0.353	0.457	0.426	0.545	0.464	0.410	0.332	0.281	0.234	4.499
1950/51	0.260	0.236	0.490	0.630	0.750	1.214	0.845	0.815	0.741	0.598	0.488	0.407	7.474
1951/52	0.429	0.397	0.422	0.569	0.655	1.376	1.310	0.826	0.687	0.835	0.578	0.473	8.558
1952/53	0.528	0.497	0.542	0.569	0.804	0.813	0.914	0.636	0.743	0.537	0.435	0.378	7.396
1953/54	0.598	0.388	0.342	0.725	0.947	1.148	0.871	0.851	0.638	0.518	0.432	0.357	7.814
1954/55	0.299	0.296	0.270	0.586	0.865	0.643	0.510	0.445	0.458	0.393	0.327	0.274	5.368
1955/56	0.418	0.333	0.909	1.033	0.576	1.589	2.106	1.308	0.906	0.729	0.601	0.496	11.003
1956/57	0.464	0.742	0.511	0.483	0.730	0.525	0.467	0.492	0.612	0.451	0.366	0.302	6.146
1957/58	0.262	0.386	0.377	0.693	0.663	0.928	0.762	0.648	0.615	0.504	0.438	0.372	6.648
1958/59	0.406	0.548	1.315	0.819	0.716	1.491	1.004	1.456	0.962	0.829	0.788	0.873	11.206
1959/60	1.304	1.481	3.441	2.952	2.406	1.939	1.281	1.048	0.841	0.675	0.569	0.483	18.420
1960/61	0.891	0.792	3.168	2.649	1.333	1.004	1.175	1.016	0.769	0.619	0.499	0.442	14.358
1961/62	0.676	2.651	1.073	2.157	2.902	2.239	2.180	1.791	1.217	0.944	0.756	0.610	19.196
1962/63	0.544	0.760	1.043	1.066	1.126	1.969	1.032	0.763	0.730	0.567	0.505	0.652	10.756
1963/64	0.457	0.613	0.580	0.469	0.989	1.186	1.381	0.723	0.573	0.462	0.392	0.323	8.148
1964/65	0.482	0.487	0.791	1.762	0.998	1.758	1.579	0.889	0.694	0.548	0.450	0.452	10.890
1965/66	0.514	0.767	1.364	1.027	2.114	1.266	1.257	1.063	1.304	0.781	0.624	0.502	12.581
1966/67	1.210	2.006	1.277	1.270	1.101	0.977	0.880	1.170	0.712	0.671	0.521	0.432	12.227
1967/68	0.454	1.774	1.699	1.181	1.554	1.496	1.239	1.251	0.970	0.731	0.623	0.497	13.468
1968/69	0.404	0.381	0.443	0.376	0.455	0.845	1.548	1.065	0.742	0.574	0.474	0.702	8.007
1969/70	0.459	0.504	1.232	2.251	2.222	1.219	1.016	0.823	0.869	0.616	0.674	0.494	12.380
1970/71	0.431	0.384	0.387	0.457	0.495	0.802	1.064	1.937	0.934	0.755	0.608	0.494	8.749
1971/72	0.400	1.229	0.656	1.520	2.441	1.679	1.247	1.433	1.256	0.872	0.806	0.697	14.237
1972/73	0.668	0.526	0.500	0.629	0.980	0.698	0.736	0.689	0.543	0.436	0.469	0.375	7.250
1973/74	0.325	0.308	0.299	0.339	1.058	1.645	1.468	0.883	0.744	0.583	0.491	0.396	8.538
1974/75	0.636	0.649	0.420	0.639	0.492	0.700	1.407	1.239	0.722	0.586	0.476	0.444	8.411
1975/76	0.385	0.840	0.646	0.613	0.657	0.694	1.138	0.625	0.513	0.499	0.474	0.410	7.496
1976/77	0.386	0.423	0.703	0.610	0.655	0.586	0.573	1.604	1.763	1.072	0.778	0.621	9.772
1977/78	0.657	0.494	0.860	2.508	1.780	1.469	3.492	1.768	1.279	0.965	0.769	0.614	16.653
1978/79	0.593	0.612	0.724	2.305	1.862	2.042	1.456	1.176	0.895	0.730	0.584	0.536	13.516
1979/80	1.005	1.236	1.436	1.107	0.869	1.964	1.462	1.595	1.399	0.937	0.772	0.614	14.395
1980/81	0.665	0.685	1.207	1.209	0.887	1.164	1.705	0.885	0.675	0.548	0.438	0.373	10.441
1981/82	0.325	0.258	1.065	0.568	0.727	0.546	0.423	0.394	0.329	0.266	0.230	0.244	5.376
1982/83	0.342	0.757	2.098	0.658	1.632	1.202	1.951	0.890	0.707	0.640	2.170	0.748	13.795
1983/84	0.596	0.521	0.783	0.922	2.187	1.181	0.916	1.711	0.883	0.685	0.547	0.443	11.373
1984/85	0.719	1.878	0.792	0.840	0.750	0.974	1.001	1.092	0.715	0.693	0.527	0.425	10.408
1985/86	0.340	0.564	0.404	0.936	1.003	0.657	0.873	0.544	0.434	0.349	0.285	0.371	6.759
1986/87	0.269	0.215	0.268	0.595	0.814	0.813	0.661	0.472	0.462	0.417	0.333	0.274	5.593
1987/88	0.548	0.803	0.502	1.142	1.560	0.944	5.357	1.439	1.290	1.169	0.886	0.709	16.349
1988/89	0.581	0.461	0.370	0.302	0.334	0.265	1.751	0.542	0.434	0.393	0.311	0.268	6.012
1989/90	0.222	0.445	0.445	0.469	0.358	0.301	1.214	0.571	0.478	0.386	0.315	0.261	5.466
1990/91	0.321	0.436	0.578	0.647	0.782	0.960	1.734	1.269	0.801	0.636	0.508	0.501	9.173
1991/92	0.457	0.840	0.489	0.416	0.352	1.035	0.662	0.560	1.026	0.592	0.507	0.457	7.392
1992/93	1.340	0.590	0.698	0.499	0.766	0.616	0.676	0.641	0.532	0.428	0.366	0.357	7.507
1993/94	0.497	0.364	0.508	0.948	0.693	0.504	0.442	0.439	0.367	0.302	0.252	0.220	5.536
1994/95	0.345	0.360	0.565	1.128	1.518	0.919	0.668	0.598	0.474	0.499	0.386	0.317	7.778
1995/96	0.259	0.313	0.627	0.892	1.834	1.040	0.920	0.694	0.577	0.476	0.393	0.353	8.379
1996/97	0.333	0.606	1.343	1.416	0.805	0.618	0.492	0.739	0.573	0.563	0.630	0.447	8.564
1997/98	0.386	0.777	1.198	0.647	0.571	0.618	0.978	0.676	0.545	0.437	0.353	0.349	7.533
1998/99	0.403	0.448	0.375	0.530	0.770	0.654	0.628	0.634	0.462	0.483	0.360	0.342	6.089
1999/00	0.356	0.808	0.809	0.535	0.522	0.444	1.088	0.582	0.463	0.384	0.311	0.254	6.558
2000/01	0.403	0.902	0.679	2.014	0.844	1.486	0.817	0.659	0.529	0.447	0.367	0.300	9.449
2001/02	0.276	0.784	0.364	0.404	0.377	0.303	0.349	0.454	0.378	0.296	0.363	0.298	4.644
2002/03	0.453	0.479	1.103	2.676	1.399	0.930	0.987	0.789	0.614	0.494	0.416	0.340	10.681
2003/04	0.675	0.626	0.720	1.476	1.780	1.528	1.180	0.901	0.747	0.604	0.575	0.528	11.341
2004/05	0.533	0.597	0.865	1.050	1.199	1.065	1.425	0.928	0.702	0.557	0.446	0.356	9.722
2005/06	0.705	1.352	0.874	0.829	1.053	1.073	0.817	0.639	0.588	0.472	0.378	0.309	9.087

9145. Río Molinar

1940/2005
(hm³)

Serie completa

	Oct	Nov	Dic	Ene	Feb	Mar	Abr	May	Jun	Jul	Ago	Sep	Total
Máximo	1,340	2,651	3,441	2,952	2,902	2,239	5,357	2,027	1,763	1,169	2,170	0,873	19,196
Mínimo	0,168	0,215	0,213	0,216	0,208	0,265	0,324	0,270	0,227	0,191	0,165	0,178	3,367
Media	0,493	0,652	0,784	0,975	1,014	0,998	1,119	0,881	0,701	0,561	0,496	0,421	9,096

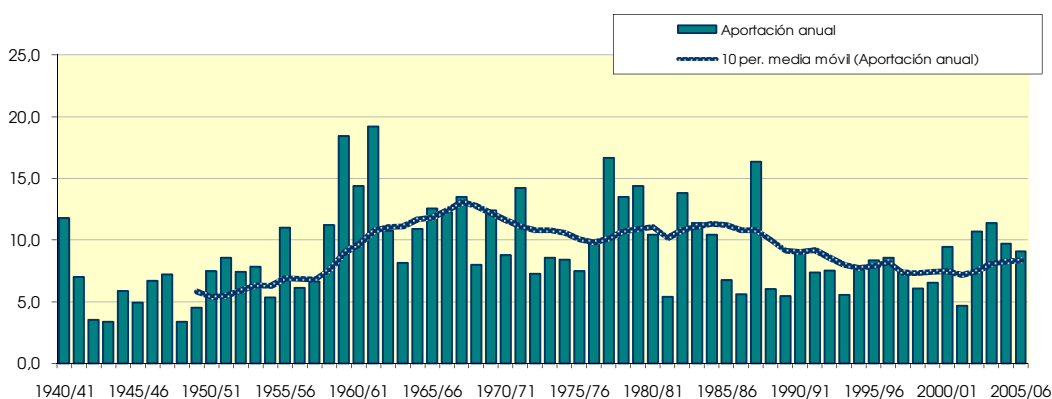
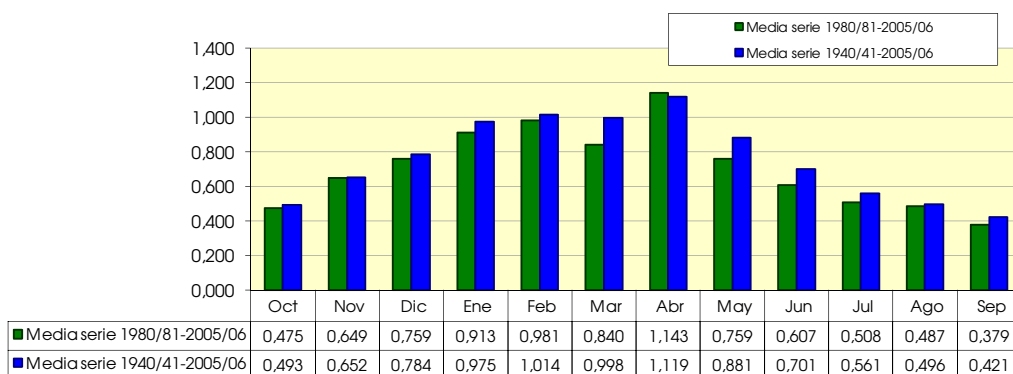
Percentil 1%	0,204	0,220	0,248	0,233	0,258	0,289	0,325	0,302	0,251	0,212	0,182	0,193	3,380
Percentil 5%	0,251	0,236	0,290	0,314	0,352	0,322	0,390	0,405	0,339	0,274	0,235	0,236	4,535
Percentil 10%	0,261	0,277	0,342	0,390	0,381	0,431	0,480	0,453	0,394	0,317	0,291	0,258	5,372
Percentil 25%	0,337	0,368	0,421	0,531	0,655	0,622	0,670	0,600	0,485	0,421	0,355	0,311	6,654
Percentil 50%	0,430	0,523	0,591	0,749	0,810	0,952	1,002	0,751	0,656	0,542	0,453	0,402	8,395
Desviación típica	0,241	0,460	0,589	0,659	0,596	0,481	0,749	0,422	0,300	0,206	0,265	0,146	3,573
Coef. variación	0,489	0,706	0,752	0,676	0,587	0,482	0,670	0,479	0,428	0,367	0,535	0,347	0,393

1980/2005
(hm³)

Serie para asignación y reserva

	Oct	Nov	Dic	Ene	Feb	Mar	Abr	May	Jun	Jul	Ago	Sep	Total
Máximo	1,340	1,878	2,098	2,676	2,187	1,528	5,357	1,711	1,290	1,169	2,170	0,748	16,349
Mínimo	0,222	0,215	0,268	0,302	0,334	0,265	0,349	0,394	0,329	0,266	0,230	0,220	4,644
Media	0,475	0,649	0,759	0,913	0,981	0,840	1,143	0,759	0,607	0,508	0,487	0,379	8,500

Percentil 1%	0,232	0,226	0,292	0,328	0,339	0,274	0,368	0,405	0,339	0,274	0,235	0,226	4,827
Percentil 5%	0,262	0,272	0,365	0,407	0,353	0,302	0,428	0,443	0,370	0,297	0,260	0,247	5,399
Percentil 10%	0,273	0,337	0,373	0,442	0,367	0,374	0,467	0,463	0,406	0,325	0,298	0,258	5,501
Percentil 25%	0,335	0,446	0,492	0,544	0,702	0,616	0,663	0,563	0,463	0,399	0,338	0,298	6,206
Percentil 50%	0,403	0,593	0,688	0,835	0,810	0,925	0,918	0,650	0,559	0,480	0,382	0,351	8,078
Desviación típica	0,229	0,349	0,400	0,532	0,508	0,344	0,964	0,318	0,217	0,179	0,370	0,130	2,792
Coef. variación	0,483	0,538	0,526	0,582	0,518	0,410	0,843	0,419	0,357	0,352	0,760	0,343	0,328



9146. Río Purón

(hm ²)	Oct	Nov	Dic	Ene	Feb	Mar	Abr	May	Jun	Jul	Ago	Sep	Total
1940/41	1,431	1,167	1,991	3,437	4,572	2,513	2,088	4,337	2,404	1,209	0,639	0,425	26,212
1941/42	0,348	0,648	0,676	2,611	2,176	1,584	2,907	1,342	0,718	0,525	0,775	0,664	14,972
1942/43	0,512	0,345	0,549	1,281	1,571	0,947	0,779	0,622	0,371	0,205	0,143	0,291	7,616
1943/44	0,261	0,991	1,543	0,863	2,655	1,747	1,222	0,861	0,553	0,340	0,239	0,236	11,510
1944/45	1,895	1,236	2,375	5,717	2,191	1,499	0,892	0,652	0,408	0,232	0,410	0,298	17,806
1945/46	0,349	0,377	0,843	0,668	0,476	0,561	1,602	1,735	0,982	0,478	0,274	0,177	8,521
1946/47	0,170	0,454	3,159	1,662	2,954	2,061	1,162	1,131	0,741	0,393	0,249	0,531	14,666
1947/48	0,495	0,563	1,258	3,201	1,519	0,907	1,152	1,087	0,630	0,308	0,212	0,165	11,497
1948/49	0,221	0,239	0,232	0,478	0,379	1,585	1,104	0,783	0,504	0,298	0,180	1,275	7,277
1949/50	0,653	0,788	1,408	1,208	1,937	1,360	1,919	1,786	0,930	0,450	0,352	0,220	13,011
1950/51	0,427	0,407	2,569	2,963	3,015	3,247	1,953	2,617	1,681	0,899	0,498	0,347	20,624
1951/52	1,019	1,033	1,627	2,975	2,776	3,997	2,911	1,738	0,976	0,837	0,610	0,354	20,853
1952/53	0,709	0,994	2,547	2,335	3,290	1,929	1,924	1,231	1,346	0,783	0,412	0,453	17,952
1953/54	1,294	0,740	1,032	3,764	5,386	4,251	2,668	1,866	1,169	0,637	0,482	0,349	23,639
1954/55	0,238	0,431	0,391	1,407	1,762	1,669	0,980	0,619	0,573	0,432	0,261	0,192	8,955
1955/56	0,512	0,485	1,056	1,794	1,496	2,735	3,177	2,877	1,577	0,784	0,465	0,313	17,272
1956/57	0,622	3,376	1,308	1,376	1,150	1,055	1,176	1,339	1,897	0,853	0,388	0,246	14,785
1957/58	0,207	1,633	2,028	2,968	2,223	3,676	3,013	1,615	1,286	0,776	0,464	0,292	20,179
1958/59	0,372	1,028	2,862	2,363	1,275	2,334	1,689	2,116	1,334	0,832	0,776	0,927	17,908
1959/60	2,160	2,807	6,022	5,085	3,493	2,918	1,660	1,043	0,610	0,357	0,284	0,288	26,727
1960/61	1,042	1,353	5,666	5,579	2,266	1,098	1,181	1,259	0,852	0,444	0,269	0,269	21,280
1961/62	1,109	5,100	2,414	3,747	5,483	3,784	3,155	2,798	1,551	0,729	0,375	0,236	30,482
1962/63	0,422	1,397	1,317	2,051	2,286	3,641	1,828	1,087	0,824	0,511	0,431	1,077	16,872
1963/64	0,620	1,104	1,231	0,877	2,002	2,284	2,207	1,264	0,621	0,307	0,227	0,174	12,919
1964/65	0,767	0,985	2,236	3,996	2,375	3,133	2,502	1,444	0,740	0,362	0,270	0,488	19,298
1965/66	0,892	1,881	3,534	2,417	4,896	2,773	2,029	1,864	2,521	1,183	0,568	0,308	24,866
1966/67	2,690	4,976	3,025	2,913	1,750	1,493	1,592	1,919	1,103	0,697	0,466	0,318	22,942
1967/68	0,556	3,963	4,975	3,220	3,510	3,037	2,328	2,338	1,588	0,811	0,596	0,360	27,283
1968/69	0,207	0,395	1,277	1,252	2,170	2,836	3,406	2,800	1,631	0,735	0,365	1,167	18,242
1969/70	0,706	0,986	4,181	4,962	4,282	2,439	1,562	1,155	1,242	0,682	0,987	0,569	23,753
1970/71	0,420	0,498	0,815	1,282	0,993	1,758	1,763	2,910	1,714	0,977	0,563	0,342	14,035
1971/72	0,224	2,284	1,677	2,776	3,818	2,521	1,729	1,823	1,599	0,885	0,583	0,553	20,473
1972/73	0,564	0,419	0,508	0,882	2,022	1,173	0,952	0,947	0,615	0,346	0,391	0,329	9,147
1973/74	0,300	0,299	0,492	0,739	1,776	3,008	1,906	1,186	0,642	0,346	0,230	0,157	11,083
1974/75	0,805	0,999	0,667	1,355	0,840	1,632	2,091	2,150	1,194	0,598	0,344	0,387	13,063
1975/76	0,387	1,944	1,894	1,382	1,322	1,316	2,268	1,277	0,689	0,457	0,423	0,344	13,704
1976/77	0,281	0,512	1,452	0,969	0,809	0,889	0,888	2,655	2,560	1,732	0,936	0,447	14,129
1977/78	0,611	0,441	1,178	4,218	2,835	2,190	3,894	2,876	1,780	0,938	0,462	0,272	21,696
1978/79	0,339	0,703	0,900	3,067	3,552	3,841	2,745	1,845	0,952	0,523	0,302	0,326	19,094
1979/80	1,130	2,176	2,430	2,062	1,168	2,331	2,032	2,420	1,841	1,004	0,540	0,297	19,430
1980/81	0,670	1,039	1,521	2,503	1,643	2,006	2,315	1,458	0,757	0,388	0,236	0,187	14,725
1981/82	0,175	0,129	1,605	1,191	1,434	0,977	0,553	0,349	0,317	0,215	0,135	0,198	7,279
1982/83	0,466	1,423	4,210	1,433	3,150	2,109	2,258	1,385	0,755	0,498	2,316	1,064	21,068
1983/84	0,456	0,256	0,718	1,379	4,572	1,942	1,207	2,335	1,300	0,647	0,333	0,246	15,391
1984/85	0,867	2,804	1,656	1,126	0,994	1,507	1,445	1,703	1,025	0,850	0,507	0,259	14,742
1985/86	0,149	1,142	0,690	1,949	1,686	1,153	1,308	0,840	0,415	0,222	0,149	0,343	10,046
1986/87	0,254	0,137	0,449	1,112	1,585	1,317	0,902	0,507	0,323	0,337	0,238	0,140	7,301
1987/88	0,575	1,637	1,025	2,155	3,465	1,937	5,751	2,757	1,877	1,345	0,758	0,425	23,707
1988/89	0,259	0,157	0,145	0,175	0,392	0,324	2,058	1,202	0,587	0,284	0,175	0,160	5,917
1989/90	0,115	0,712	0,727	0,753	0,474	0,289	1,650	1,268	0,797	0,427	0,246	0,180	7,637
1990/91	0,320	0,788	1,120	1,229	1,146	2,016	2,731	2,911	1,340	0,603	0,324	0,388	14,915
1991/92	0,418	1,555	0,787	0,451	0,285	1,942	1,477	1,066	1,360	0,801	0,444	0,340	10,926
1992/93	2,480	1,131	1,158	0,754	1,241	1,234	1,333	1,251	1,150	0,648	0,417	0,370	13,167
1993/94	0,668	0,530	1,434	2,501	1,681	1,004	0,972	1,021	0,723	0,427	0,258	0,212	11,430
1994/95	0,555	0,588	1,140	2,466	3,612	2,278	1,243	0,818	0,475	0,333	0,241	0,150	13,898
1995/96	0,101	0,370	0,771	1,328	3,987	2,107	1,508	0,943	0,566	0,376	0,275	0,290	12,621
1996/97	0,392	1,333	3,492	3,217	1,543	0,739	0,431	1,159	0,932	0,735	0,781	0,493	15,249
1997/98	0,329	0,595	1,542	1,127	0,833	1,128	2,009	1,397	0,855	0,431	0,237	0,342	10,826
1998/99	0,777	1,081	0,822	1,324	2,203	1,831	1,357	1,251	0,728	0,428	0,264	0,298	12,364
1999/00	0,363	1,475	2,052	1,203	0,855	0,826	2,295	1,271	0,722	0,386	0,232	0,152	11,831
2000/01	0,906	2,114	1,652	3,969	1,965	3,112	1,643	0,897	0,470	0,321	0,229	0,149	17,427
2001/02	0,263	1,824	0,691	0,466	0,648	0,537	0,935	2,046	1,110	0,467	1,679	0,539	11,206
2002/03	1,208	0,945	3,049	5,109	3,764	1,766	1,775	1,440	1,475	0,651	0,427	0,244	21,852
2003/04	1,511	1,562	1,808	3,494	4,129	4,000	3,130	1,846	1,130	0,536	0,907	0,526	24,577
2004/05	0,787	1,955	2,948	3,348	3,639	3,022	3,576	2,555	1,829	0,771	0,364	0,203	24,999
2005/06	0,783	2,427	2,157	1,941	2,424	2,494	1,655	0,898	0,967	0,522	0,248	0,146	16,664

9146. Río Purón

1940/2005
(hm³)

Serie completa

	Oct	Nov	Dic	Ene	Feb	Mar	Abr	May	Jun	Jul	Ago	Sep	Total
Máximo	2,690	5,100	6,022	5,717	5,483	4,251	5,751	4,337	2,560	1,732	2,316	1,275	30,482
Mínimo	0,101	0,129	0,145	0,175	0,285	0,289	0,431	0,349	0,317	0,205	0,135	0,140	5,917
Media	0,664	1,240	1,768	2,206	2,270	2,020	1,902	1,606	1,075	0,599	0,452	0,371	16,175

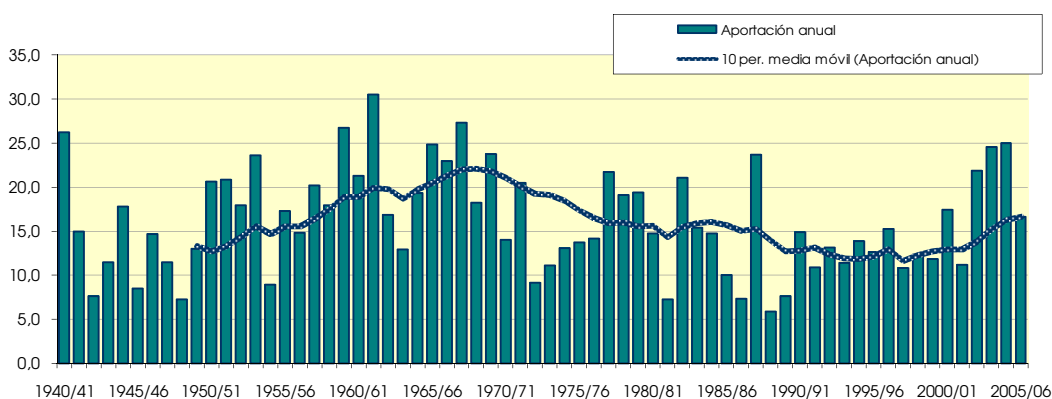
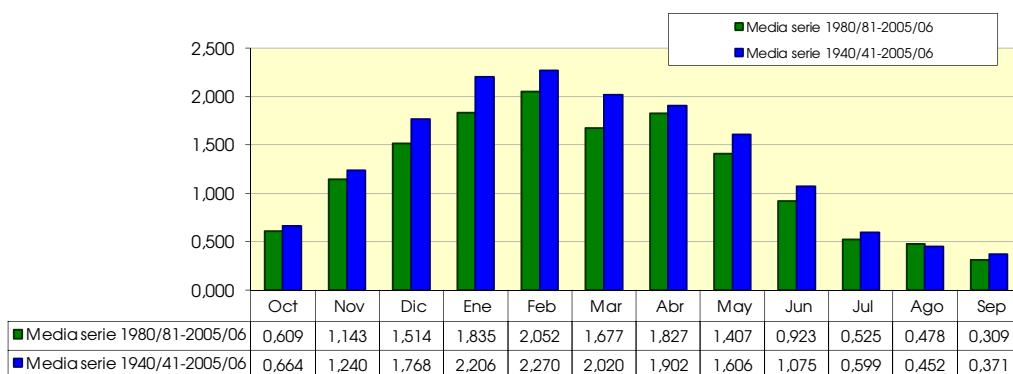
Percentil 1%	0,110	0,134	0,201	0,354	0,346	0,312	0,510	0,451	0,321	0,212	0,140	0,144	6,801
Percentil 5%	0,171	0,243	0,460	0,525	0,475	0,606	0,889	0,629	0,410	0,245	0,176	0,150	7,380
Percentil 10%	0,214	0,358	0,608	0,754	0,821	0,898	0,943	0,829	0,490	0,308	0,228	0,162	8,738
Percentil 25%	0,322	0,501	0,828	1,204	1,287	1,254	1,227	1,087	0,654	0,378	0,248	0,224	11,590
Percentil 50%	0,512	0,996	1,443	1,945	2,012	1,940	1,746	1,364	0,959	0,523	0,370	0,310	14,943
Desviación típica	0,536	1,043	1,258	1,357	1,300	0,979	0,906	0,764	0,537	0,294	0,344	0,244	5,807
Coef. variación	0,807	0,841	0,711	0,615	0,573	0,484	0,476	0,476	0,500	0,490	0,760	0,657	0,359

1980/2005
(hm³)

Serie para asignación y reserva

	Oct	Nov	Dic	Ene	Feb	Mar	Abr	May	Jun	Jul	Ago	Sep	Total
Máximo	2,480	2,804	4,210	5,109	4,572	4,000	5,751	2,911	1,877	1,345	2,316	1,064	24,999
Mínimo	0,101	0,129	0,145	0,175	0,285	0,289	0,431	0,349	0,317	0,215	0,135	0,140	5,917
Media	0,609	1,143	1,514	1,835	2,052	1,677	1,827	1,407	0,923	0,525	0,478	0,309	14,299

Percentil 1%	0,104	0,131	0,221	0,244	0,312	0,297	0,461	0,388	0,319	0,217	0,139	0,141	6,257
Percentil 5%	0,124	0,142	0,510	0,455	0,412	0,377	0,640	0,584	0,346	0,238	0,155	0,147	7,285
Percentil 10%	0,162	0,207	0,691	0,610	0,561	0,638	0,919	0,829	0,442	0,302	0,202	0,149	7,469
Percentil 25%	0,277	0,590	0,775	1,126	1,032	1,035	1,259	0,962	0,621	0,378	0,237	0,182	10,996
Percentil 50%	0,461	1,106	1,296	1,354	1,662	1,798	1,576	1,260	0,826	0,449	0,270	0,253	13,533
Desviación típica	0,512	0,722	0,985	1,202	1,309	0,887	1,088	0,656	0,425	0,243	0,496	0,196	5,352
Coef. variación	0,840	0,632	0,651	0,655	0,638	0,529	0,595	0,466	0,460	0,462	1,039	0,633	0,374



9147. Río Trueba bajo

(hm ²)	Oct	Nov	Dic	Ene	Feb	Mar	Abr	May	Jun	Jul	Ago	Sep	Total
1940/41	13,583	14,535	43,155	58,411	62,405	37,521	34,377	46,709	16,859	6,951	5,035	4,438	343,980
1941/42	8,262	12,018	21,951	89,773	41,874	33,116	42,731	16,224	8,036	4,169	4,014	5,325	287,493
1942/43	6,731	7,142	11,209	26,489	30,873	16,852	13,902	12,544	5,377	2,808	2,146	2,922	138,995
1943/44	4,886	26,025	34,851	18,498	46,118	27,017	20,638	11,820	5,861	3,206	2,514	2,585	204,020
1944/45	44,389	19,511	54,003	109,003	29,904	24,273	16,575	10,172	4,953	2,768	3,844	2,569	321,965
1945/46	5,476	6,962	20,792	13,299	10,617	11,522	21,552	20,071	8,584	4,144	2,986	2,466	128,470
1946/47	3,732	11,007	84,598	32,260	47,707	35,160	20,842	17,362	7,896	3,935	3,034	4,887	272,421
1947/48	7,055	11,877	44,634	78,302	22,168	16,555	24,559	14,984	6,714	3,303	2,462	2,252	234,867
1948/49	4,555	4,735	6,084	18,199	7,452	39,814	19,132	12,455	5,854	3,045	2,285	4,680	128,289
1949/50	5,595	13,893	25,902	21,522	32,513	22,502	46,777	19,073	7,931	3,975	2,896	2,400	204,978
1950/51	9,368	7,267	79,553	70,252	50,917	48,258	30,494	33,555	13,561	7,266	4,664	4,822	359,977
1951/52	17,226	15,927	38,124	94,966	49,439	42,454	48,486	19,502	9,242	6,354	4,473	3,866	350,060
1952/53	11,241	18,214	52,291	85,860	67,509	33,318	38,172	16,589	16,208	6,028	4,049	3,840	353,320
1953/54	28,632	12,619	18,919	81,488	94,221	45,888	42,247	27,822	11,183	5,379	4,957	4,170	377,526
1954/55	5,630	9,254	16,242	38,888	29,654	26,752	16,145	8,702	4,945	2,707	1,981	1,975	162,875
1955/56	11,264	7,461	18,772	37,660	27,566	30,412	46,914	28,394	10,856	5,255	3,709	3,057	231,320
1956/57	8,491	38,894	20,373	20,895	16,504	15,284	21,368	14,698	11,824	5,026	3,348	2,811	179,516
1957/58	4,375	14,582	27,791	60,730	30,351	54,949	38,109	19,826	10,478	5,198	3,824	3,074	273,287
1958/59	5,971	23,818	51,954	49,200	18,162	34,037	30,289	21,521	9,803	4,957	3,753	4,394	257,857
1959/60	21,134	28,685	101,790	80,614	44,127	44,411	30,784	15,839	7,408	3,861	2,830	2,815	384,298
1960/61	13,901	13,160	114,105	80,665	28,851	18,955	19,287	12,776	6,019	3,153	2,260	2,020	315,152
1961/62	9,319	57,858	33,327	45,535	72,370	46,287	39,590	23,369	10,801	5,189	3,664	3,013	350,319
1962/63	5,395	24,565	43,761	26,291	39,403	49,950	30,484	15,090	7,325	3,926	3,231	5,367	254,788
1963/64	9,875	5,536	15,883	5,459	6,006	22,595	30,669	1,848	1,026	0,455	1,255	0,310	100,917
1964/65	2,340	2,578	11,484	32,268	16,552	38,191	19,794	2,773	0,638	1,270	2,112	3,728	133,728
1965/66	3,548	12,477	57,450	17,721	21,756	28,370	7,971	12,119	29,954	4,191	1,578	0,941	198,078
1966/67	14,203	76,725	59,841	31,824	7,758	6,259	15,525	9,916	5,251	1,980	1,238	1,702	232,221
1967/68	1,788	17,403	71,909	97,736	22,847	23,587	19,155	9,428	4,603	1,518	1,494	1,882	273,349
1968/69	1,165	1,706	8,802	13,318	15,520	18,032	24,699	7,955	3,906	1,361	1,156	11,504	109,124
1969/70	2,431	3,051	103,334	28,366	32,542	47,631	19,621	18,509	4,668	1,677	1,892	1,118	264,840
1970/71	2,812	7,139	10,178	12,683	22,293	39,610	26,605	39,059	13,088	5,167	2,299	1,918	182,850
1971/72	2,002	38,363	57,570	39,121	57,476	31,502	31,101	46,540	18,221	4,936	2,980	3,774	333,586
1972/73	5,786	3,631	7,111	19,462	76,558	23,991	27,709	10,720	14,050	3,320	2,843	1,991	197,171
1973/74	13,648	4,797	29,862	14,212	49,824	60,063	23,017	10,437	4,596	2,831	2,059	2,244	217,590
1974/75	34,337	36,018	16,853	17,131	16,590	33,767	66,722	19,090	8,639	2,454	2,434	2,584	256,620
1975/76	7,602	47,407	32,961	36,817	24,498	24,897	53,942	16,252	7,462	4,007	3,325	3,057	262,228
1976/77	7,919	22,100	18,254	12,257	11,495	9,558	30,109	40,503	44,657	14,024	8,158	3,361	222,393
1977/78	3,599	8,786	20,329	58,919	83,069	31,462	38,623	40,485	11,344	4,374	2,597	1,787	305,374
1978/79	5,474	4,853	14,920	70,389	43,013	23,339	69,544	17,937	5,656	3,427	3,002	4,296	265,849
1979/80	15,472	69,923	39,066	62,451	9,120	30,255	46,949	33,702	10,356	5,836	2,594	2,043	327,767
1980/81	12,460	11,177	81,541	100,435	32,413	30,531	24,434	20,625	5,410	4,870	2,874	2,266	329,037
1981/82	7,927	3,868	33,237	30,482	34,727	41,000	8,006	5,023	6,866	2,596	3,740	2,925	180,397
1982/83	18,461	26,224	85,875	23,373	56,214	42,851	47,510	13,962	5,465	4,118	29,576	10,033	363,662
1983/84	3,592	3,480	11,817	52,401	47,405	44,030	24,348	41,311	17,357	3,258	1,929	4,572	255,499
1984/85	17,756	20,525	23,238	49,320	23,037	39,611	20,920	36,615	9,438	5,330	2,321	1,305	249,417
1985/86	1,437	5,036	7,745	42,009	57,516	36,631	23,395	14,068	7,435	1,681	0,986	3,516	201,456
1986/87	3,137	4,689	19,294	26,119	50,402	25,888	32,131	5,557	7,349	2,644	2,078	0,819	180,107
1987/88	2,359	19,437	29,994	23,926	37,281	56,394	68,958	15,687	11,160	13,009	4,513	2,818	285,537
1988/89	2,260	1,995	10,745	8,144	5,160	14,665	33,025	12,740	4,389	1,430	0,713	0,844	96,110
1989/90	1,078	6,376	3,655	6,789	5,126	4,181	51,081	11,460	4,425	1,666	0,607	0,737	97,182
1990/91	1,807	6,379	31,692	19,704	13,133	34,912	33,546	61,105	6,824	2,312	0,917	1,586	213,916
1991/92	7,314	33,742	10,355	6,840	6,282	15,343	53,041	15,788	16,871	10,723	1,934	3,056	181,289
1992/93	52,471	30,300	40,736	7,974	4,494	35,362	15,731	14,751	7,974	6,986	3,183	4,701	224,662
1993/94	14,239	9,171	63,964	45,405	16,661	11,067	34,330	9,324	3,677	1,193	1,390	6,891	217,311
1994/95	7,259	8,942	13,495	62,602	12,951	53,747	7,822	8,554	2,605	2,537	0,680	1,114	182,308
1995/96	0,853	3,574	7,779	7,506	36,861	35,476	12,687	6,539	2,314	3,174	2,464	2,415	121,644
1996/97	4,603	23,535	53,369	50,229	20,948	14,599	10,680	22,172	7,028	4,630	3,832	3,507	219,131
1997/98	5,419	21,851	40,856	28,984	18,598	22,702	47,961	19,858	8,350	4,091	2,908	3,305	224,883
1998/99	14,610	18,822	20,077	30,692	41,066	31,833	22,942	17,307	7,218	3,563	2,546	2,287	212,964
1999/00	4,046	22,722	42,154	22,345	20,659	21,818	28,619	15,826	7,081	3,590	2,582	2,165	193,608
2000/01	11,838	21,292	27,231	65,231	28,067	46,276	28,798	14,157	6,725	3,631	2,666	2,183	258,096
2001/02	3,118	14,420	9,291	8,345	11,078	7,617	8,704	12,565	4,910	2,364	2,221	2,027	86,659
2002/03	4,662	7,590	69,397	66,839	50,355	26,550	29,791	17,732	8,183	4,057	2,854	2,324	290,332
2003/04	11,718	11,767	29,470	48,251	12,871	55,129	24,358	14,168	3,335	2,191	1,372	1,555	216,187
2004/05	5,713	18,599	47,073	41,826	52,320	38,220	62,494	23,722	9,928	4,702	3,247	2,622	310,465
2005/06	4,644	23,889	34,851	34,230	27,306	39,907	21,151	10,682	5,458	2,861	1,991	1,646	208,615

9147. Río Trueba bajo

1940/2005
(hm³)

Serie completa

	Oct	Nov	Dic	Ene	Feb	Mar	Abr	May	Jun	Jul	Ago	Sep	Total
Máximo	52,471	76,725	114,105	109,003	94,221	60,063	69,544	61,105	44,657	14,024	29,576	11,504	384,298
Mínimo	0,853	1,706	3,655	5,459	4,494	4,181	7,822	1,848	0,638	0,455	0,607	0,310	86,659
Media	9,318	17,302	36,196	41,196	32,433	31,435	30,631	18,753	8,843	4,070	3,138	3,049	236,363

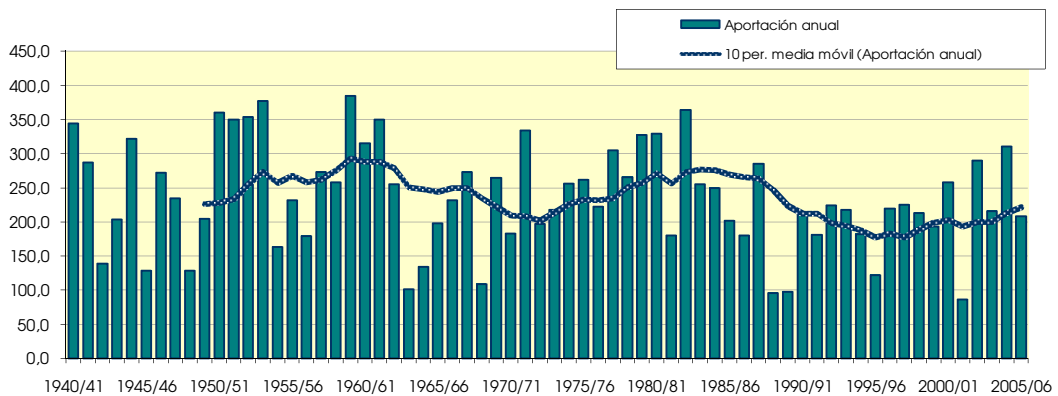
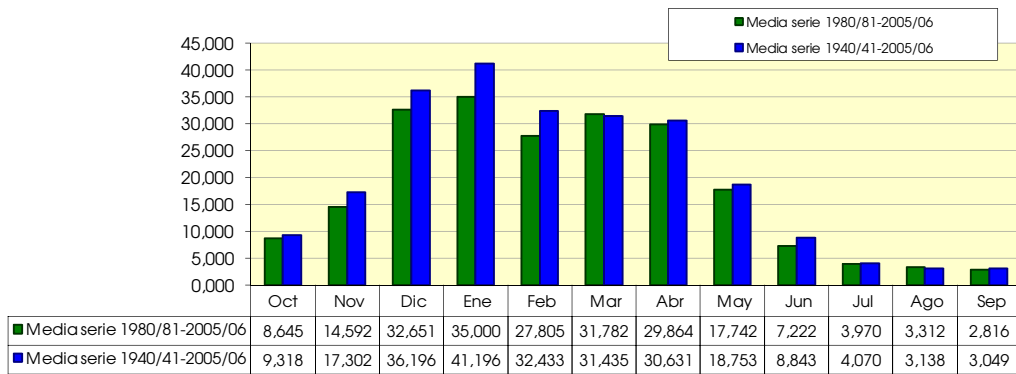
Percentil 1%	1,000	1,894	5,234	6,324	4,905	5,532	7,919	2,450	0,890	0,935	0,655	0,587	92,802
Percentil 5%	1,525	3,159	7,754	7,623	6,075	9,935	9,198	5,803	2,787	1,378	0,934	0,869	102,969
Percentil 10%	2,131	3,750	9,735	10,301	8,439	14,632	14,713	8,628	4,148	1,671	1,246	1,211	128,380
Percentil 25%	3,632	7,006	16,395	19,523	16,562	22,622	20,689	11,895	5,386	2,660	2,008	1,998	185,540
Percentil 50%	5,878	12,889	29,928	33,249	29,252	31,668	28,709	15,807	7,379	3,746	2,595	2,604	228,101
Desviación típica	9,480	15,227	26,205	27,267	20,591	13,342	14,935	11,546	6,500	2,417	3,532	1,887	76,386
Coef. variación	1,017	0,880	0,724	0,662	0,635	0,424	0,488	0,616	0,735	0,594	1,126	0,619	0,323

1980/2005
(hm³)

Serie para asignación y reserva

	Oct	Nov	Dic	Ene	Feb	Mar	Abr	May	Jun	Jul	Ago	Sep	Total
Máximo	52,471	33,742	85,875	100,435	57,516	56,394	68,958	61,105	17,357	13,009	29,576	10,033	363,662
Mínimo	0,853	1,995	3,655	6,789	4,494	4,181	7,822	5,023	2,314	1,193	0,607	0,737	86,659
Media	8,645	14,592	32,651	35,000	27,805	31,782	29,864	17,742	7,222	3,970	3,312	2,816	215,403

Percentil 1%	0,910	2,366	4,678	6,802	4,652	5,040	7,868	5,156	2,387	1,252	0,625	0,757	89,022
Percentil 5%	1,168	3,504	7,754	7,007	5,135	8,479	8,181	5,803	2,787	1,489	0,688	0,825	96,378
Percentil 10%	1,622	3,721	8,535	7,740	5,721	12,833	9,692	7,547	3,506	1,674	0,815	0,979	109,413
Percentil 25%	3,123	6,377	12,236	20,364	12,996	22,039	20,978	11,736	5,035	2,407	1,525	1,601	181,543
Percentil 50%	5,040	13,093	29,732	30,587	25,171	35,137	26,526	14,460	6,947	3,411	2,393	2,306	215,051
Desviación típica	10,348	9,261	23,061	23,155	17,220	14,572	16,590	12,111	3,637	2,696	5,453	2,009	68,781
Coef. variación	1,197	0,635	0,706	0,662	0,619	0,458	0,556	0,683	0,504	0,679	1,646	0,713	0,319



1001. Embalse de Pina

1940/2005
(hm³)

Serie completa

	Oct	Nov	Dic	Ene	Feb	Mar	Abr	May	Jun	Jul	Ago	Sep	Total
Máximo	2.047,159	2.943,527	3.950,677	2.790,499	2.891,976	2.295,743	3.121,512	2.353,310	1.916,357	847,888	845,293	1.007,690	16.811,856
Mínimo	121,321	192,912	213,817	233,416	237,883	269,318	453,906	361,365	242,852	184,043	140,913	125,529	4.489,817
Media	549,412	869,142	1.239,487	1.320,354	1.203,113	1.207,406	1.242,282	1.023,208	649,489	359,439	288,975	335,462	10.287,770

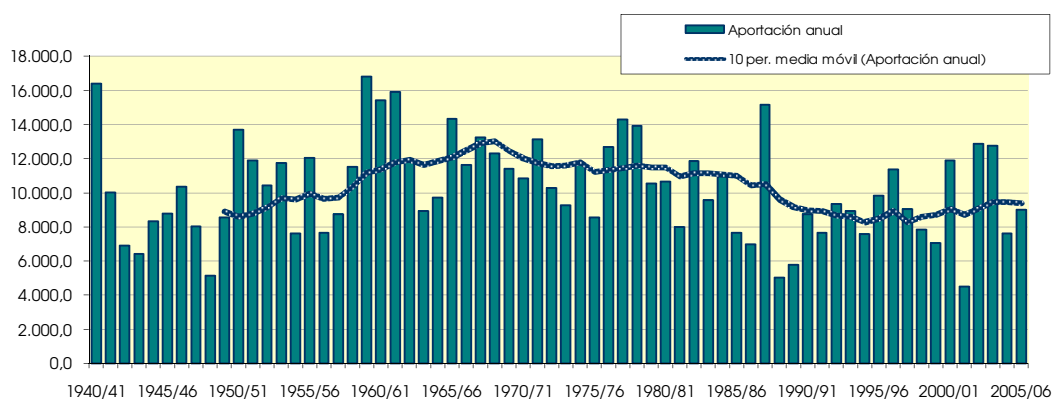
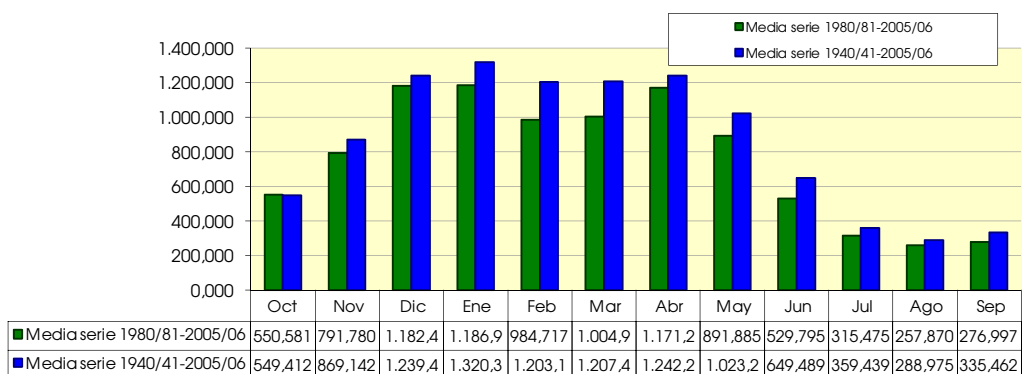
Percentil 1%	128,503	205,105	277,133	259,995	242,481	366,102	453,999	368,667	287,750	184,342	147,015	133,714	4.832,155
Percentil 5%	175,408	259,692	370,970	357,507	362,242	494,505	494,198	491,979	328,520	198,564	165,997	160,276	5.945,795
Percentil 10%	235,034	362,121	533,948	429,930	536,626	524,053	591,663	555,838	339,464	218,236	175,896	167,599	7.030,388
Percentil 25%	282,676	457,525	736,483	801,505	721,803	764,063	886,520	725,156	426,491	261,711	199,941	214,064	8.106,148
Percentil 50%	450,826	703,834	1.045,676	1.248,056	1.079,621	1.153,031	1.215,768	876,744	538,106	330,429	259,831	294,992	10.166,114
Desviación típica	383,774	594,571	708,560	665,508	639,412	545,639	533,675	467,054	345,834	140,409	123,316	179,716	2.839,223
Coef. variación	0,699	0,684	0,572	0,504	0,531	0,452	0,430	0,456	0,532	0,391	0,427	0,536	0,276

1980/2005
(hm³)

Serie para asignación y reserva

	Oct	Nov	Dic	Ene	Feb	Mar	Abr	May	Jun	Jul	Ago	Sep	Total
Máximo	2.047,159	2.231,405	2.587,150	2.592,301	2.461,984	2.179,685	3.121,512	1.828,019	1.819,053	810,771	845,293	541,963	15.172,242
Mínimo	121,321	192,912	213,817	233,416	237,883	269,318	453,906	361,365	242,852	184,043	140,913	125,529	4.489,817
Media	550,581	791,780	1.182,468	1.186,929	984,717	1.004,989	1.171,247	891,885	529,795	315,475	257,870	276,997	9.144,733

Percentil 1%	124,083	198,882	238,170	243,639	263,178	306,543	453,942	392,724	261,223	186,905	143,260	130,598	4.621,485
Percentil 5%	135,987	243,648	321,575	279,642	341,637	428,337	459,338	491,979	319,184	195,754	151,368	149,271	5.210,187
Percentil 10%	152,932	339,726	408,572	342,339	410,478	482,531	489,690	520,282	329,310	200,583	160,167	160,891	6.393,699
Percentil 25%	279,114	428,601	664,547	683,204	560,099	662,165	854,681	705,681	364,275	238,000	179,561	175,074	7.634,466
Percentil 50%	476,411	703,834	1.017,074	1.055,894	990,087	963,612	1.169,028	828,682	452,839	273,574	215,270	263,429	8.974,708
Desviación típica	415,903	473,548	664,409	677,930	503,038	455,139	544,148	344,304	315,237	140,453	145,367	113,822	2.535,928
Coef. variación	0,755	0,598	0,562	0,571	0,511	0,453	0,465	0,386	0,595	0,445	0,564	0,411	0,277



1002. Embalse de Mequinenza

1940/2005

(hm³)

Serie completa

	Oct	Nov	Dic	Ene	Feb	Mar	Abr	May	Jun	Jul	Ago	Sep	Total
Máximo	2.080,663	3.002,511	4.000,135	2.812,187	2.904,783	2.307,300	3.227,257	2.642,721	1.995,156	894,331	861,972	1.068,895	17.280,469
Mínimo	132,442	202,609	221,533	251,153	248,745	286,119	462,026	382,644	252,867	193,545	148,941	136,265	4.704,656
Media	580,719	892,320	1.263,068	1.345,333	1.221,320	1.229,469	1.272,421	1.059,834	675,243	378,202	306,897	355,740	10.580,566

Percentil 1%	137,042	215,483	293,599	273,668	268,306	378,416	471,656	385,402	299,388	202,398	156,356	144,940	5.126,933
Percentil 5%	187,289	280,509	387,664	379,122	379,973	506,883	506,725	502,992	340,218	209,351	178,016	169,395	6.211,004
Percentil 10%	248,587	383,370	546,913	454,144	543,565	552,949	602,571	573,549	351,892	230,176	187,477	184,667	7.223,134
Percentil 25%	303,967	477,432	759,726	817,812	737,088	786,879	900,191	742,970	443,851	275,812	213,877	234,015	8.297,256
Percentil 50%	478,646	717,376	1.061,838	1.263,860	1.093,610	1.167,082	1.227,929	895,745	553,820	345,077	278,128	312,062	10.477,352
Desviación típica	393,826	602,996	714,072	674,511	640,766	550,507	554,433	491,394	358,454	146,070	126,208	187,537	2.896,250
Coef. variación	0,678	0,676	0,565	0,501	0,525	0,448	0,436	0,464	0,531	0,386	0,411	0,527	0,274

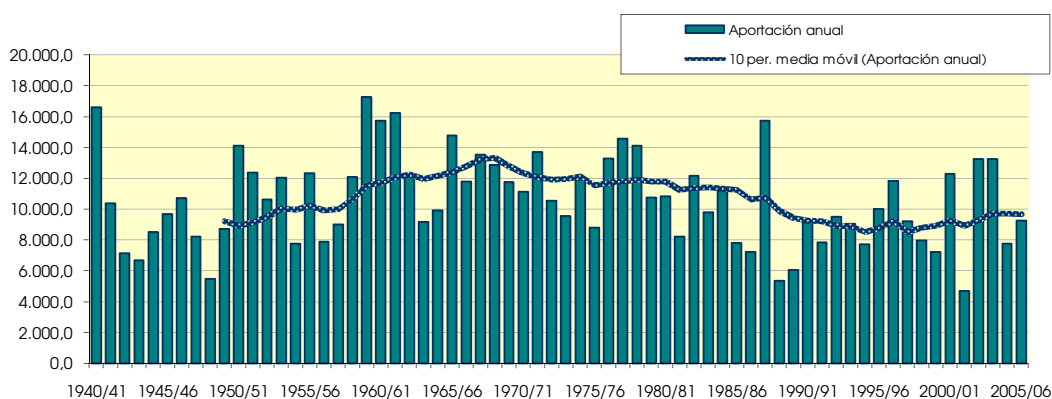
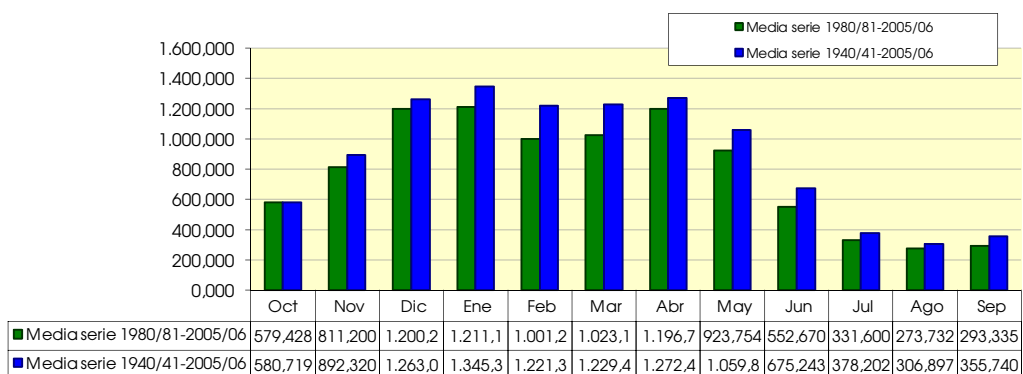
1980/2005

(hm³)

Serie para asignación y reserva

	Oct	Nov	Dic	Ene	Feb	Mar	Abr	May	Jun	Jul	Ago	Sep	Total
Máximo	2.065,182	2.264,181	2.654,741	2.756,336	2.477,239	2.196,125	3.227,257	1.877,579	1.928,125	862,054	861,972	566,932	15.744,627
Mínimo	132,442	202,609	221,533	251,153	248,745	286,119	462,026	382,644	252,867	193,545	148,941	136,265	4.704,656
Media	579,428	811,200	1.200,269	1.211,123	1.001,292	1.023,182	1.196,795	923,754	552,670	331,600	273,732	293,335	9.398,380

Percentil 1%	134,211	215,057	249,251	259,812	275,894	321,618	465,730	411,142	272,590	197,038	151,793	141,107	4.867,070
Percentil 5%	145,984	280,509	339,705	290,200	359,621	442,011	481,544	502,992	333,540	207,533	161,689	158,665	5.528,634
Percentil 10%	167,862	369,199	421,819	351,776	428,590	512,022	508,577	538,584	341,556	211,126	171,198	171,031	6.627,912
Percentil 25%	303,332	439,312	684,400	702,490	588,165	676,918	868,557	719,653	391,823	252,571	189,947	194,523	7.785,300
Percentil 50%	505,480	717,376	1.028,426	1.075,745	997,557	975,143	1.178,296	850,930	471,628	293,926	226,921	280,467	9.154,526
Desviación típica	425,543	477,019	669,146	693,486	503,118	458,442	562,222	356,073	332,047	146,857	147,983	117,638	2.611,796
Coef. variación	0,734	0,588	0,557	0,573	0,502	0,448	0,470	0,385	0,601	0,443	0,541	0,401	0,278



1003. Embalse de Ribarroja

1940/2005

(hm³)

Serie completa

	Oct	Nov	Dic	Ene	Feb	Mar	Abr	May	Jun	Jul	Ago	Sep	Total
Máximo	4.175,448	3.981,875	4.811,831	4.322,023	3.696,160	3.503,765	4.490,593	4.291,712	3.185,415	1.752,383	1.548,776	2.124,793	27.192,644
Mínimo	225,578	334,515	348,661	378,549	387,206	476,801	699,633	772,215	658,091	453,544	313,403	283,601	8.005,685
Media	1.015,577	1.338,567	1.677,191	1.773,853	1.573,307	1.678,342	1.816,127	1.848,112	1.397,200	810,868	631,851	716,765	16.277,758

Percentil 1%	290,100	334,882	435,507	423,475	394,417	580,432	738,849	776,953	673,668	461,782	334,444	312,541	8.153,708
Percentil 5%	347,792	516,100	610,122	604,536	574,635	746,594	883,283	832,496	730,894	478,040	356,636	379,227	10.152,403
Percentil 10%	404,920	639,606	743,993	686,054	728,093	864,435	965,234	1.031,358	807,448	508,917	399,308	419,586	11.576,738
Percentil 25%	578,489	763,676	1.101,271	1.068,663	995,501	1.039,476	1.299,828	1.405,295	942,161	596,200	487,709	493,496	12.756,258
Percentil 50%	810,873	1.151,947	1.480,903	1.643,586	1.425,353	1.529,892	1.630,686	1.723,353	1.249,198	745,666	599,781	623,686	16.062,616
Desviación típica	682,620	833,031	862,981	920,587	784,891	788,704	769,481	732,101	575,450	269,961	221,609	330,152	4.316,148
Coef. variación	0,672	0,622	0,515	0,519	0,499	0,470	0,424	0,396	0,412	0,333	0,351	0,461	0,265

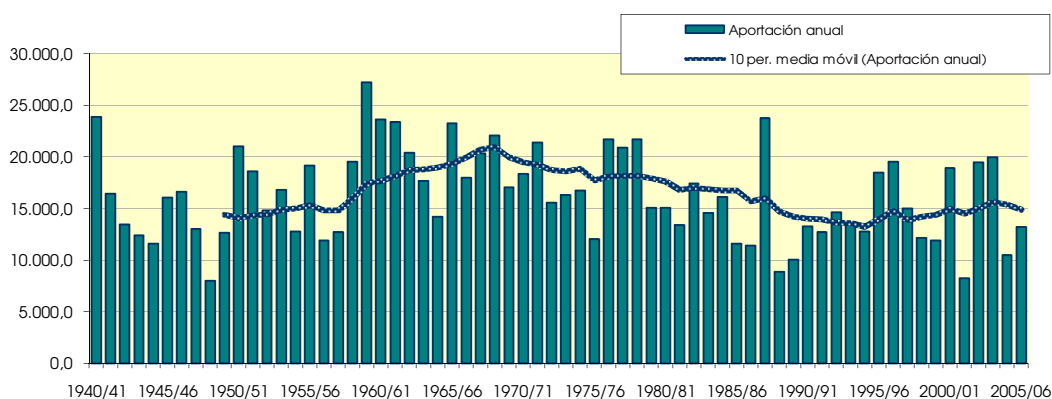
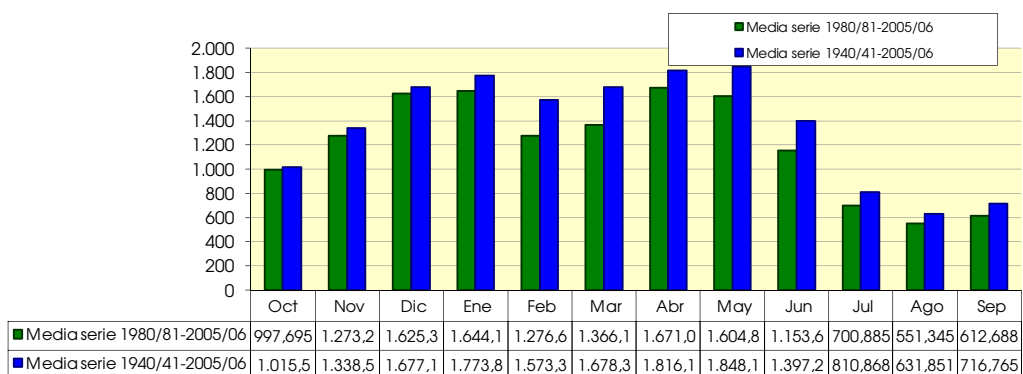
1980/2005

(hm³)

Serie para asignación y reserva

	Oct	Nov	Dic	Ene	Feb	Mar	Abr	May	Jun	Jul	Ago	Sep	Total
Máximo	2.993,820	3.371,646	3.721,297	4.322,023	2.992,667	3.184,854	4.283,635	2.893,085	3.185,415	1.399,422	1.232,786	1.250,250	23.716,864
Mínimo	225,578	334,515	348,661	378,549	398,299	476,801	759,965	810,035	682,055	466,218	313,403	283,601	8.233,412
Media	997,695	1.273,218	1.625,305	1.644,114	1.276,664	1.366,114	1.671,095	1.604,878	1.153,686	700,885	551,345	612,688	14.477,687

Percentil 1%	250,394	377,806	382,063	395,829	440,284	516,659	792,977	814,963	699,910	466,418	321,495	294,732	8.393,290
Percentil 5%	324,985	516,100	507,634	460,816	567,310	662,404	901,577	852,781	763,440	469,532	346,029	340,559	9.165,997
Percentil 10%	328,970	561,805	660,776	579,676	626,276	752,273	953,741	1.019,665	799,694	479,005	350,782	388,705	10.259,589
Percentil 25%	566,566	769,165	1.084,637	945,998	825,374	959,228	1.353,547	1.308,535	898,137	542,281	407,095	454,711	11.968,066
Percentil 50%	843,691	1.097,887	1.334,531	1.450,070	1.302,911	1.276,901	1.526,786	1.647,837	1.038,904	663,295	504,110	572,094	13.549,252
Desviación típica	658,289	717,587	890,857	1.030,418	580,229	605,301	676,923	482,635	497,395	228,344	213,921	232,667	3.792,206
Coef. variación	0,660	0,564	0,548	0,627	0,454	0,443	0,405	0,301	0,431	0,326	0,388	0,380	0,262



1004. Embalse de Flix

1940/2005

(hm³)

Serie completa

	Oct	Nov	Dic	Ene	Feb	Mar	Abr	May	Jun	Jul	Ago	Sep	Total
Máximo	4.177,694	3.982,204	4.811,879	4.328,208	3.696,194	3.505,362	4.499,890	4.296,946	3.186,248	1.752,384	1.548,802	2.128,108	27.197,946
Mínimo	225,595	334,517	348,677	378,549	387,206	476,801	699,635	772,216	658,099	453,544	313,409	283,613	8.006,264
Media	1.016,056	1.338,958	1.677,550	1.774,147	1.573,381	1.678,568	1.816,525	1.848,448	1.397,300	810,870	631,866	717,027	16.280,694

Percentil 1%	290,130	334,882	435,512	423,479	394,417	580,436	738,855	776,955	673,670	461,782	334,446	312,817	8.154,586
Percentil 5%	347,796	516,110	610,130	604,536	574,635	746,614	883,319	832,519	730,894	478,040	356,636	379,227	10.153,189
Percentil 10%	404,920	639,707	744,013	686,062	728,093	864,445	965,239	1.031,516	807,451	508,917	399,308	419,588	11.577,639
Percentil 25%	578,516	763,676	1.101,294	1.068,736	995,692	1.039,478	1.299,842	1.405,421	942,161	596,200	487,712	493,560	12.758,380
Percentil 50%	811,413	1.152,122	1.481,576	1.643,619	1.425,370	1.529,908	1.630,688	1.723,419	1.249,269	745,666	599,781	623,774	16.067,971
Desviación típica	683,011	833,763	863,164	921,011	784,912	789,021	770,363	732,616	575,601	269,962	221,617	330,515	4.317,403
Coef. variación	0,672	0,623	0,515	0,519	0,499	0,470	0,424	0,396	0,412	0,333	0,351	0,461	0,265

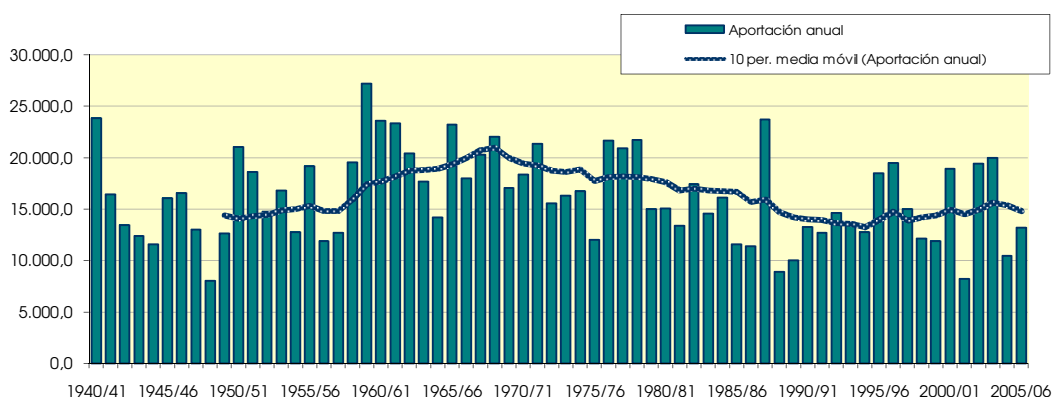
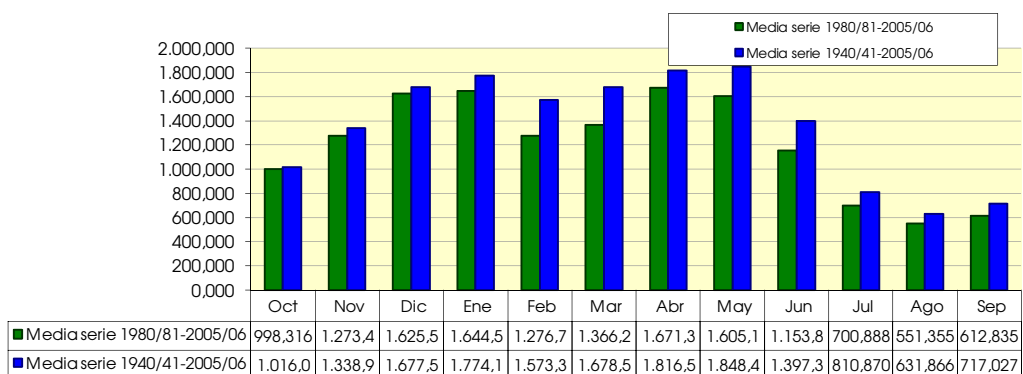
1980/2005

(hm³)

Serie para asignación y reserva

	Oct	Nov	Dic	Ene	Feb	Mar	Abr	May	Jun	Jul	Ago	Sep	Total
Máximo	2.993,877	3.371,816	3.724,122	4.328,208	2.993,237	3.184,890	4.285,297	2.896,386	3.186,248	1.399,422	1.232,803	1.250,442	23.722,200
Mínimo	225,595	334,517	348,677	378,549	398,300	476,801	759,974	810,035	682,055	466,218	313,409	283,613	8.234,451
Media	998,316	1.273,498	1.625,574	1.644,530	1.276,724	1.366,278	1.671,326	1.605,174	1.153,810	700,888	551,355	612,835	14.480,306

Percentil 1%	250,416	377,811	382,075	395,830	440,298	516,660	793,019	814,970	699,910	466,418	321,500	294,846	8.394,219
Percentil 5%	325,012	516,110	507,635	460,991	567,353	662,413	901,687	852,805	763,440	469,532	346,029	340,873	9.166,662
Percentil 10%	328,970	561,840	660,797	580,018	626,276	752,294	953,747	1.019,689	799,694	479,005	350,782	388,705	10.260,290
Percentil 25%	566,567	769,165	1.084,637	946,002	825,375	959,228	1.353,587	1.308,554	898,139	542,281	407,095	454,713	11.969,007
Percentil 50%	843,695	1.097,969	1.334,531	1.450,076	1.302,914	1.277,348	1.526,804	1.647,859	1.038,906	663,295	504,110	572,105	13.550,483
Desviación típica	658,545	717,632	891,150	1.031,269	580,316	605,446	677,286	483,030	497,620	228,347	213,931	232,755	3.793,519
Coef. variación	0,660	0,564	0,548	0,627	0,455	0,443	0,405	0,301	0,431	0,326	0,388	0,380	0,262



1005. Río Ebro aguas abajo de río Gallego

1940/2005
(hm³)

Serie completa

	Oct	Nov	Dic	Ene	Feb	Mar	Abr	May	Jun	Jul	Ago	Sep	Total
Máximo	2.046,541	2.942,584	3.950,113	2.789,452	2.891,526	2.295,478	3.119,359	2.350,759	1.914,281	847,280	844,965	1.006,658	16.806,312
Mínimo	121,203	192,809	213,700	233,288	237,792	269,212	453,325	361,158	242,722	183,904	140,734	125,341	4.486,694
Media	549,025	868,764	1.239,117	1.319,931	1.202,815	1.207,070	1.241,793	1.022,698	649,094	359,211	288,763	335,122	10.283,403

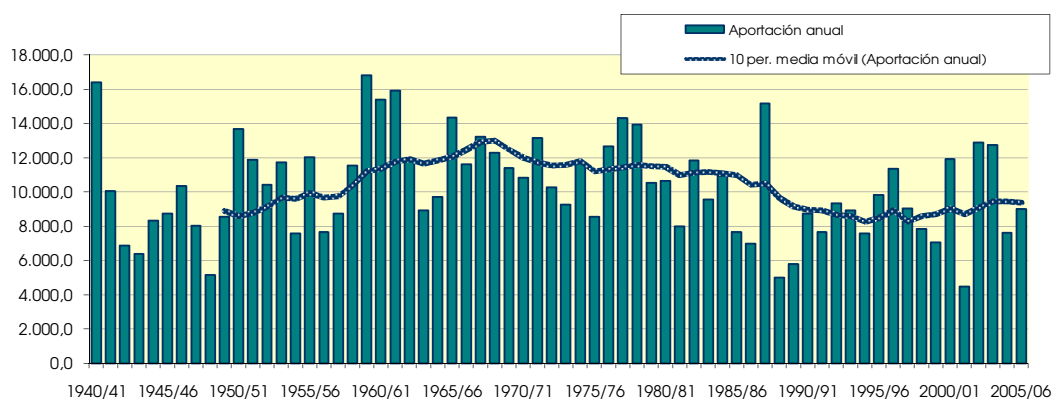
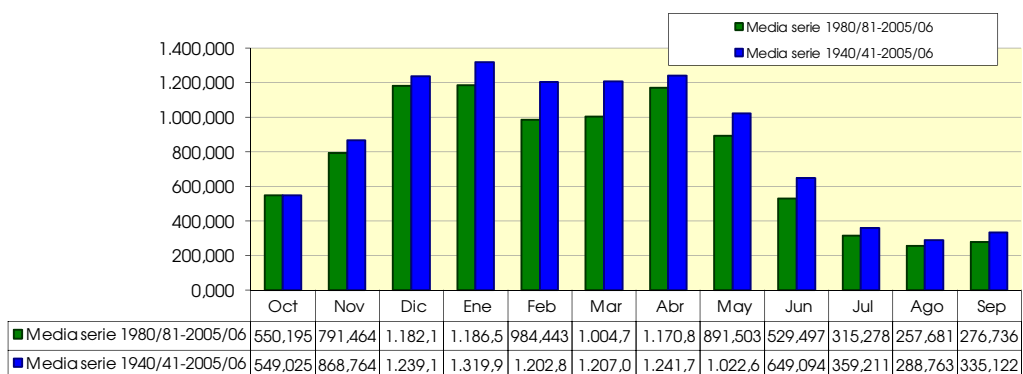
Percentil 1%	128,396	204,999	276,989	259,885	242,372	366,001	453,621	368,498	287,616	184,187	146,839	133,563	4.829,505
Percentil 5%	175,235	259,457	370,767	357,083	362,102	494,354	494,036	491,837	328,285	198,385	165,845	160,146	5.942,479
Percentil 10%	234,879	361,130	533,788	429,598	536,352	523,883	591,522	555,637	339,325	218,096	175,753	167,455	7.026,709
Percentil 25%	282,424	457,343	735,805	801,352	721,473	763,751	886,344	724,937	426,257	261,564	199,790	213,891	8.103,693
Percentil 50%	450,660	703,492	1.045,177	1.247,873	1.079,286	1.152,868	1.215,637	876,412	537,879	330,251	259,571	294,744	10.160,859
Desviación típica	383,565	594,382	708,449	665,282	639,347	545,457	533,164	466,580	345,502	140,332	123,276	179,409	2.838,163
Coef. variación	0,699	0,684	0,572	0,504	0,532	0,452	0,429	0,456	0,532	0,391	0,427	0,535	0,276

1980/2005
(hm³)

Serie para asignación y reserva

	Oct	Nov	Dic	Ene	Feb	Mar	Abr	May	Jun	Jul	Ago	Sep	Total
Máximo	2.046,541	2.230,509	2.585,748	2.588,703	2.461,597	2.179,473	3.119,359	1.826,571	1.817,633	810,294	844,965	541,240	15.163,127
Mínimo	121,203	192,809	213,700	233,288	237,792	269,212	453,325	361,158	242,722	183,904	140,734	125,341	4.486,694
Media	550,195	791,464	1.182,170	1.186,520	984,443	1.004,769	1.170,894	891,503	529,497	315,278	257,681	276,736	9.141,150

Percentil 1%	123,969	198,746	238,042	243,517	263,065	306,438	453,439	392,535	261,088	186,758	143,082	130,429	4.618,544
Percentil 5%	135,880	243,317	321,424	279,535	341,478	428,158	459,098	491,837	319,006	195,586	151,204	149,154	5.207,621
Percentil 10%	152,808	339,361	408,436	342,215	410,356	482,231	489,519	520,087	329,102	200,383	160,022	160,751	6.389,470
Percentil 25%	278,879	428,361	664,384	683,082	559,994	662,054	854,501	705,391	364,047	237,841	179,406	174,913	7.632,326
Percentil 50%	476,027	703,492	1.016,903	1.055,625	989,962	963,307	1.168,898	828,073	452,687	273,387	215,135	263,096	8.972,343
Desviación típica	415,822	473,428	664,294	677,525	502,960	455,089	543,858	344,151	315,003	140,389	145,319	113,717	2.534,812
Coef. variación	0,756	0,598	0,562	0,571	0,511	0,453	0,464	0,386	0,595	0,445	0,564	0,411	0,277



1007. Río Ebro aguas abajo de río Martín

1940/2005
(hm³)

Serie completa

	Oct	Nov	Dic	Ene	Feb	Mar	Abr	May	Jun	Jul	Ago	Sep	Total
Máximo	2.052,408	2.953,070	3.961,650	2.797,660	2.896,040	2.299,968	3.159,338	2.476,332	1.941,045	861,506	849,356	1.028,181	16.930,479
Mínimo	124,138	195,435	216,353	239,114	241,564	272,045	456,433	365,653	245,679	186,625	143,563	128,888	4.559,778
Media	556,322	875,050	1.245,887	1.327,140	1.208,032	1.213,709	1.251,004	1.034,280	657,205	364,683	293,816	341,645	10.368,773

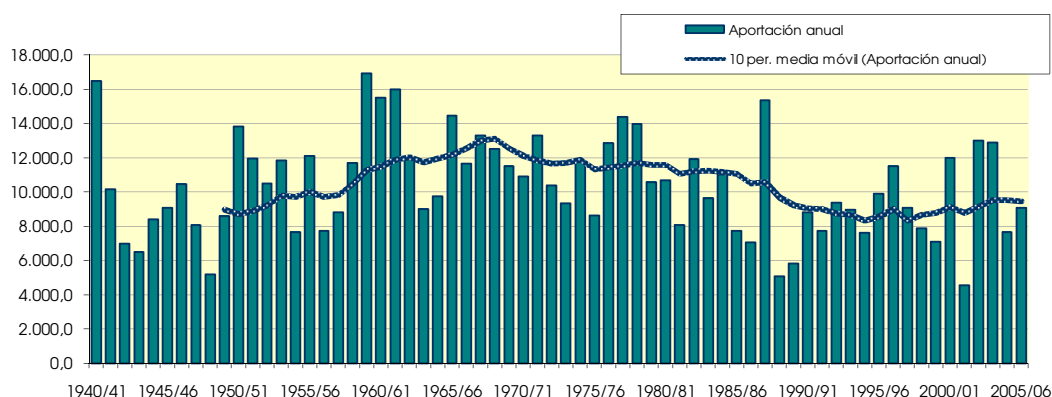
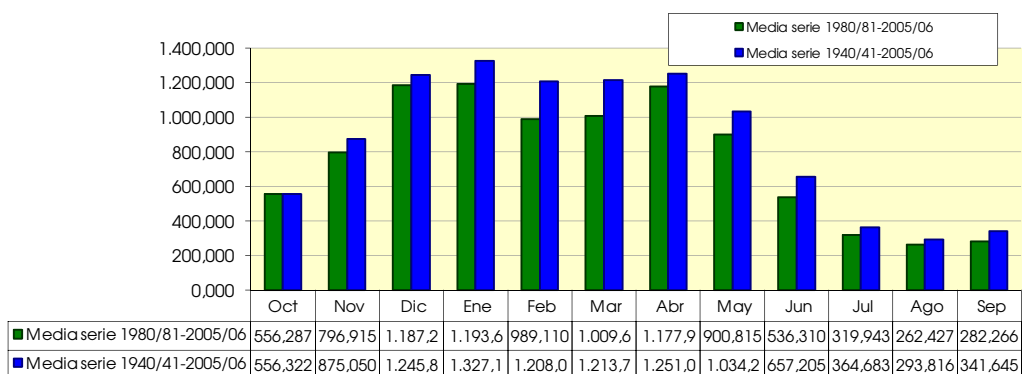
Percentil 1%	131,030	207,924	281,536	263,869	245,717	369,469	460,336	374,613	291,518	187,602	149,784	136,773	4.907,272
Percentil 5%	178,129	265,305	374,138	362,990	365,489	498,332	498,462	495,035	332,535	201,389	168,999	162,841	6.001,395
Percentil 10%	240,381	372,590	538,313	434,924	539,475	534,023	595,180	559,910	342,665	221,541	179,052	172,601	7.085,988
Percentil 25%	286,787	463,980	742,726	807,619	725,928	769,016	890,105	730,105	432,503	266,144	203,397	218,776	8.152,532
Percentil 50%	454,018	707,725	1.052,346	1.252,492	1.084,722	1.156,923	1.219,044	881,874	542,775	334,129	263,555	301,105	10.264,883
Desviación típica	386,603	595,978	710,383	667,888	639,882	547,350	540,654	476,220	350,307	142,036	124,164	182,691	2.855,766
Coef. variación	0,695	0,681	0,570	0,503	0,530	0,451	0,432	0,460	0,533	0,389	0,423	0,535	0,275

1980/2005
(hm³)

Serie para asignación y reserva

	Oct	Nov	Dic	Ene	Feb	Mar	Abr	May	Jun	Jul	Ago	Sep	Total
Máximo	2.052,408	2.241,305	2.610,749	2.642,819	2.465,809	2.183,929	3.159,338	1.847,814	1.851,725	823,803	849,356	554,460	15.337,085
Mínimo	124,138	195,435	216,353	239,114	241,564	272,045	456,433	365,653	245,679	186,625	143,563	128,888	4.559,778
Media	556,287	796,915	1.187,249	1.193,675	989,110	1.009,612	1.177,968	900,815	536,310	319,943	262,427	282,266	9.212,577

Percentil 1%	126,789	202,768	241,424	248,635	267,449	309,516	457,934	396,684	264,208	189,657	145,956	133,783	4.693,429
Percentil 5%	138,517	253,014	326,326	282,481	346,887	433,306	466,434	495,035	322,696	198,891	154,255	151,883	5.280,490
Percentil 10%	155,684	347,835	412,413	345,325	413,217	490,325	492,848	524,094	333,676	203,464	163,142	163,554	6.451,303
Percentil 25%	283,386	432,327	668,272	686,883	565,390	665,334	857,687	709,814	370,941	241,836	182,457	179,982	7.682,792
Percentil 50%	481,567	707,725	1.020,692	1.061,834	992,558	968,780	1.171,987	835,442	456,158	278,541	218,347	270,500	9.028,409
Desviación típica	416,844	474,459	666,268	682,768	502,950	455,716	549,976	347,916	320,292	142,069	146,264	115,955	2.557,036
Coef. variación	0,749	0,595	0,561	0,572	0,508	0,451	0,467	0,386	0,597	0,444	0,557	0,411	0,278



1023. Río Ebro aguas abajo de río Ciurana

1940/2005
(hm³)

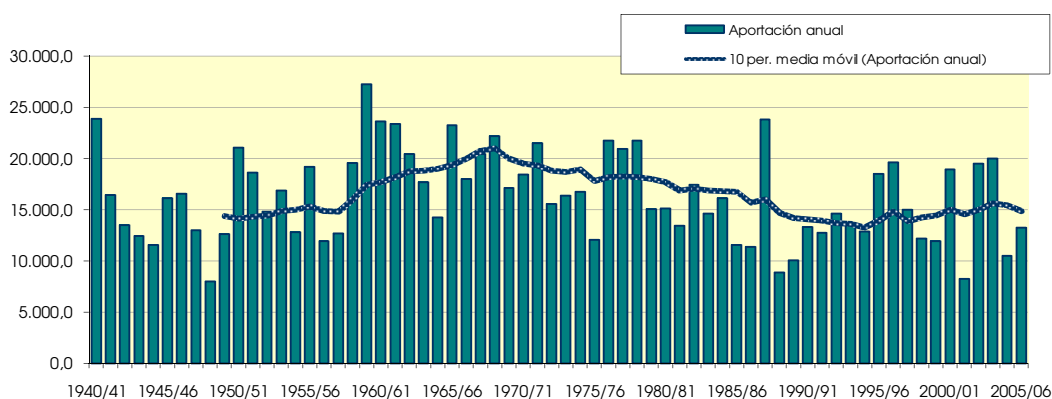
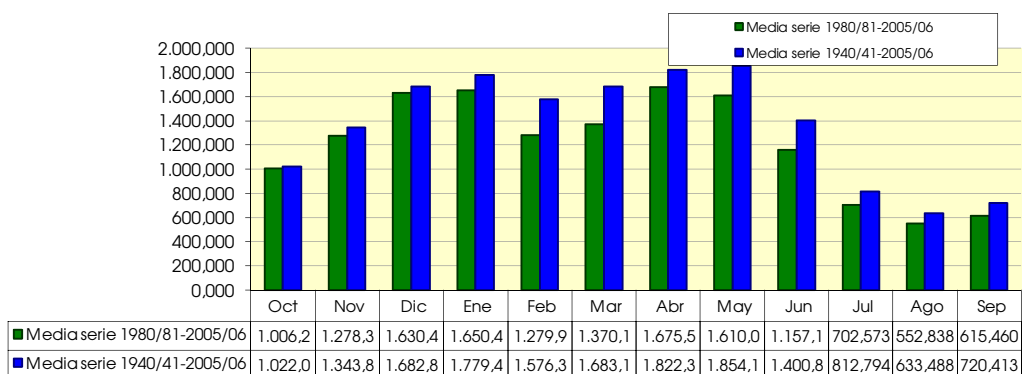
Serie completa

	Oct	Nov	Dic	Ene	Feb	Mar	Abr	May	Jun	Jul	Ago	Sep	Total
Máximo	4.190,534	3.984,247	4.817,007	4.374,340	3.699,294	3.518,074	4.578,153	4.325,971	3.200,075	1.757,901	1.549,892	2.153,714	27.270,231
Mínimo	227,534	335,859	350,357	379,913	387,913	478,414	700,441	773,365	659,195	454,950	314,158	285,242	8.032,221
Media	1.022,058	1.343,834	1.682,831	1.779,449	1.576,354	1.683,135	1.822,385	1.854,121	1.400,882	812,794	633,488	720,413	16.331,743
Percentil 1%	291,727	335,940	437,050	425,036	396,003	581,714	741,439	778,284	675,243	462,721	335,112	314,941	8.188,495
Percentil 5%	348,839	518,326	611,206	606,443	576,241	749,039	886,518	834,230	732,326	479,503	357,537	380,083	10.178,960
Percentil 10%	405,753	642,225	747,023	687,610	729,594	866,385	968,987	1.037,306	808,511	509,797	400,451	420,759	11.597,110
Percentil 25%	584,914	765,256	1.103,776	1.071,464	997,785	1.041,748	1.302,226	1.408,316	944,009	597,261	489,637	494,917	12.812,924
Percentil 50%	816,676	1.161,108	1.490,468	1.645,538	1.427,464	1.533,459	1.637,079	1.728,374	1.251,685	747,245	601,148	625,793	16.125,288
Desviación típica	686,287	838,075	864,942	925,166	785,908	791,907	777,564	736,268	578,193	270,683	221,957	333,540	4.332,798
Coef. variación	0,671	0,624	0,514	0,520	0,499	0,470	0,427	0,397	0,413	0,333	0,350	0,463	0,265

1980/2005
(hm³)

Serie para asignación y reserva

	Oct	Nov	Dic	Ene	Feb	Mar	Abr	May	Jun	Jul	Ago	Sep	Total
Máximo	2.999,856	3.376,650	3.748,230	4.374,340	3.006,357	3.187,649	4.299,709	2.912,708	3.200,075	1.402,987	1.234,254	1.254,705	23.810,100
Mínimo	227,534	335,859	350,357	379,913	400,359	478,414	763,515	812,164	683,884	466,905	314,158	285,242	8.272,643
Media	1.006,206	1.278,348	1.630,465	1.650,406	1.279,928	1.370,191	1.675,569	1.610,032	1.157,198	702,573	552,838	615,460	14.529,214
Percentil 1%	252,224	379,403	383,700	397,268	442,316	518,144	797,818	817,062	701,566	467,303	322,217	296,665	8.428,169
Percentil 5%	326,439	518,326	509,050	463,302	569,134	663,814	908,691	855,000	764,565	471,068	346,854	342,847	9.189,766
Percentil 10%	330,248	564,514	663,213	583,003	627,566	754,832	957,023	1.021,855	800,586	480,219	351,990	389,449	10.283,094
Percentil 25%	568,275	770,370	1.091,207	948,123	827,859	960,795	1.355,922	1.310,613	900,144	543,352	408,046	456,051	11.996,566
Percentil 50%	845,170	1.101,208	1.336,196	1.452,662	1.305,532	1.280,486	1.529,281	1.651,255	1.040,502	664,778	505,545	573,779	13.576,384
Desviación típica	662,869	718,888	893,661	1.038,506	582,249	607,350	679,534	485,715	500,653	228,910	214,272	233,956	3.809,788
Coef. variación	0,659	0,562	0,548	0,629	0,455	0,443	0,406	0,302	0,433	0,326	0,388	0,380	0,262



1024. Río Ebro aguas abajo de río Canaleta

1940/2005
(hm³)

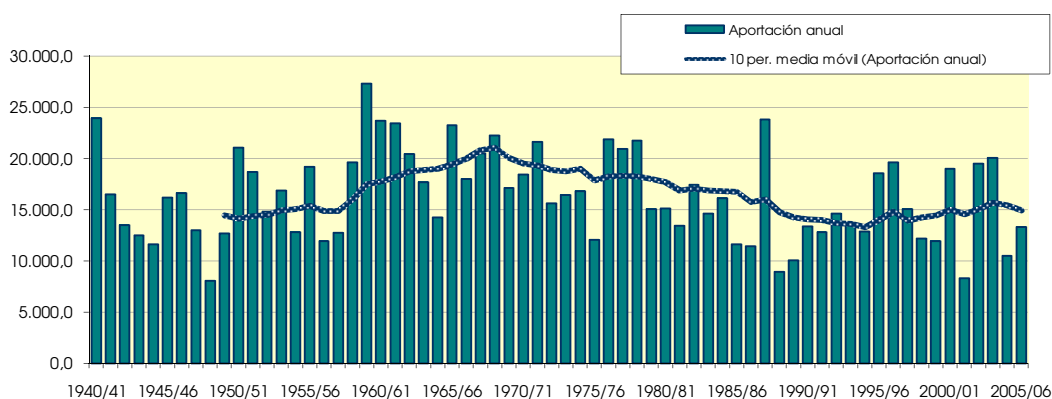
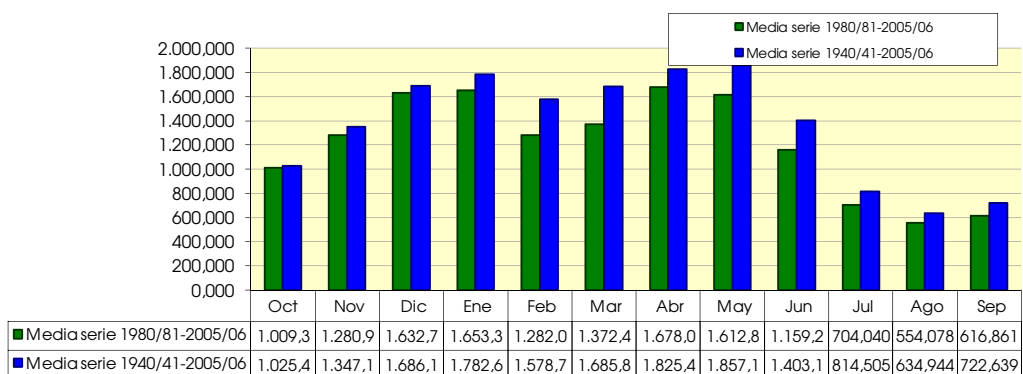
Serie completa

	Oct	Nov	Dic	Ene	Feb	Mar	Abr	May	Jun	Jul	Ago	Sep	Total
Máximo	4.196,295	3.986,565	4.822,666	4.390,713	3.702,585	3.524,009	4.609,646	4.341,023	3.204,230	1.763,088	1.551,015	2.165,496	27.327,481
Mínimo	228,812	336,675	351,384	381,348	390,025	480,304	702,485	774,278	660,385	456,249	314,766	286,253	8.055,474
Media	1.025,433	1.347,175	1.686,113	1.782,625	1.578,798	1.685,804	1.825,487	1.857,162	1.403,194	814,505	634,944	722,639	16.363,880
Percentil 1%	292,775	336,822	438,650	426,107	397,779	582,809	743,548	779,409	676,754	463,592	335,656	316,111	8.219,074
Percentil 5%	349,732	520,411	613,031	608,974	577,988	750,880	888,368	835,310	733,750	480,865	358,493	381,002	10.200,842
Percentil 10%	406,593	644,261	749,803	689,018	731,239	867,939	970,781	1.039,955	809,318	510,881	401,447	421,645	11.613,298
Percentil 25%	590,428	766,457	1.106,114	1.073,335	1.000,615	1.044,059	1.304,197	1.409,638	945,940	598,140	491,175	495,898	12.833,444
Percentil 50%	820,472	1.165,860	1.493,160	1.646,972	1.429,083	1.536,209	1.639,502	1.730,222	1.253,154	748,698	602,681	627,096	16.162,308
Desviación típica	687,689	840,776	865,647	926,670	786,461	793,000	780,320	737,733	579,284	271,275	222,300	335,280	4.342,231
Coef. variación	0,671	0,624	0,513	0,520	0,498	0,470	0,427	0,397	0,413	0,333	0,350	0,464	0,265

1980/2005
(hm³)

Serie para asignación y reserva

	Oct	Nov	Dic	Ene	Feb	Mar	Abr	May	Jun	Jul	Ago	Sep	Total
Máximo	3.002,388	3.378,129	3.752,698	4.390,713	3.010,719	3.189,478	4.307,925	2.917,711	3.204,230	1.406,182	1.235,659	1.257,221	23.859,757
Mínimo	228,812	336,901	351,384	381,348	401,954	480,304	765,659	813,900	685,569	467,546	314,766	286,253	8.307,166
Media	1.009,388	1.280,935	1.632,772	1.653,300	1.282,094	1.372,454	1.678,085	1.612,894	1.159,228	704,040	554,078	616,861	14.556,129
Percentil 1%	253,413	380,780	384,948	398,563	443,926	519,729	800,157	818,662	703,077	468,146	322,801	297,737	8.459,637
Percentil 5%	327,447	520,411	510,748	464,450	570,805	664,822	911,397	856,373	765,683	472,555	347,575	343,974	9.212,704
Percentil 10%	331,354	565,891	664,888	584,828	628,802	756,482	959,498	1.023,243	801,605	481,347	353,207	390,113	10.302,014
Percentil 25%	569,200	771,369	1.094,908	949,761	830,504	961,698	1.357,369	1.312,160	901,903	544,332	408,801	457,169	12.009,213
Percentil 50%	846,246	1.103,274	1.337,282	1.454,341	1.307,310	1.282,260	1.530,818	1.653,661	1.041,639	665,995	506,654	575,166	13.591,074
Desviación típica	664,110	719,510	893,854	1.040,917	582,931	608,224	680,975	486,312	501,557	229,360	214,522	234,370	3.816,681
Coef. variación	0,658	0,562	0,547	0,630	0,455	0,443	0,406	0,302	0,433	0,326	0,387	0,380	0,262



1025. Rio Sec

(hm ³)	Oct	Nov	Dic	Ene	Feb	Mar	Abr	May	Jun	Jul	Ago	Sep	Total
1940/41	1,392	0,164	0,147	0,709	0,175	0,150	0,135	0,123	0,111	0,095	0,090	0,159	3,450
1941/42	0,094	0,085	0,084	0,069	0,064	0,097	2,124	0,177	0,153	0,133	0,118	0,127	3,323
1942/43	0,106	0,161	0,101	0,085	0,074	0,094	0,067	0,060	0,054	0,053	0,068	0,271	1,194
1943/44	0,131	0,094	3,585	0,258	0,438	0,222	0,190	0,174	0,148	0,128	0,117	0,150	5,634
1944/45	0,125	0,089	0,086	0,766	0,111	0,099	0,087	0,078	0,073	0,062	0,066	0,064	1,707
1945/46	0,053	0,178	0,111	0,272	0,092	0,118	2,830	2,654	0,320	0,271	0,234	0,215	7,348
1946/47	0,243	0,158	0,142	0,165	0,147	0,134	0,101	0,093	0,080	0,072	0,066	0,099	1,500
1947/48	0,105	0,059	0,058	0,052	0,051	0,052	0,064	0,050	0,041	0,038	0,036	0,048	0,655
1948/49	0,040	0,031	0,061	0,039	0,036	0,070	0,045	0,132	0,060	0,054	0,052	0,239	0,859
1949/50	0,102	0,094	0,184	0,079	0,069	0,064	0,055	0,080	0,059	0,053	0,049	0,044	0,933
1950/51	0,041	0,035	0,094	0,144	0,059	0,079	0,217	0,112	0,099	0,077	0,071	2,218	3,247
1951/52	1,057	0,245	0,818	0,246	0,207	0,198	0,161	0,164	0,180	0,115	0,101	0,089	3,583
1952/53	0,118	0,074	0,065	0,058	0,052	0,057	0,048	0,046	0,183	0,077	0,068	0,065	0,910
1953/54	0,112	0,069	0,449	0,093	0,082	0,289	0,093	0,181	0,090	0,078	0,069	0,069	1,674
1954/55	0,055	0,049	0,066	0,186	0,090	0,071	0,063	0,057	0,059	0,058	0,055	0,065	0,877
1955/56	0,057	0,049	0,159	0,075	0,057	0,241	0,137	0,274	0,126	0,107	0,107	0,088	1,476
1956/57	0,098	0,078	0,067	0,057	0,051	0,047	0,051	0,348	1,322	0,187	0,163	0,147	2,616
1957/58	0,571	0,180	0,152	0,154	0,117	0,102	0,091	0,081	0,072	0,064	0,058	0,061	1,702
1958/59	0,066	0,080	0,799	0,092	0,404	0,881	0,177	0,163	0,139	0,121	0,106	2,159	5,189
1959/60	0,980	1,321	0,308	0,388	0,329	0,595	0,223	0,202	0,189	0,162	0,141	0,150	4,988
1960/61	1,019	0,147	1,854	0,332	0,184	0,160	0,139	0,141	0,121	0,107	0,097	0,204	4,505
1961/62	0,149	1,273	0,147	0,142	0,142	0,119	0,156	0,115	0,100	0,088	0,080	0,104	2,614
1962/63	0,759	0,285	0,132	0,118	0,165	0,100	0,089	0,082	0,074	0,065	0,070	0,621	2,561
1963/64	0,123	0,109	0,152	0,096	0,104	0,083	0,073	0,068	0,063	0,058	0,053	0,185	1,167
1964/65	0,055	0,055	2,061	0,196	0,172	0,148	0,122	0,111	0,096	0,083	0,085	0,078	3,263
1965/66	0,971	0,143	0,119	0,161	0,110	0,091	0,087	0,087	0,071	0,063	0,058	0,070	2,031
1966/67	0,743	0,327	0,080	0,070	0,066	0,071	0,070	0,054	0,049	0,045	0,043	0,051	1,669
1967/68	0,138	10,376	0,388	0,330	0,283	0,296	0,228	0,282	0,193	0,165	0,153	0,153	12,985
1968/69	0,115	1,269	0,470	0,786	0,300	1,064	8,370	1,006	0,345	0,293	0,252	0,337	14,608
1969/70	0,668	0,303	0,336	0,317	0,227	0,196	0,169	0,251	0,228	0,152	0,120	0,112	3,080
1970/71	0,134	0,089	0,239	0,220	0,101	0,214	0,254	0,445	0,104	0,092	0,083	2,135	4,110
1971/72	0,575	0,899	3,111	2,547	0,681	0,851	0,517	0,810	0,464	0,387	0,330	1,619	12,789
1972/73	0,563	0,374	0,320	0,273	0,232	0,199	0,172	0,149	0,270	0,137	0,170	0,110	2,967
1973/74	0,096	0,083	0,186	0,094	0,086	3,710	0,545	0,240	0,203	0,175	0,157	0,138	5,713
1974/75	0,118	0,104	0,091	0,079	0,090	0,115	0,063	0,686	0,162	0,132	0,117	0,134	1,892
1975/76	0,094	0,084	0,284	0,089	0,078	0,079	0,090	0,070	0,059	0,053	0,126	0,131	1,236
1976/77	0,125	0,052	0,725	4,016	0,255	0,210	0,350	3,367	1,050	0,308	0,264	0,227	10,950
1977/78	0,346	0,181	0,160	0,139	0,120	0,120	0,122	0,104	0,089	0,077	0,069	0,063	1,590
1978/79	0,060	0,051	0,051	0,211	0,075	0,082	0,070	0,060	0,057	0,052	0,047	0,042	0,858
1979/80	1,289	0,093	0,082	0,072	0,077	0,061	0,056	0,089	0,056	0,051	0,048	0,046	2,021
1980/81	0,043	0,072	0,044	0,041	0,049	0,038	0,969	0,100	0,359	0,121	0,105	0,143	2,083
1981/82	0,089	0,077	0,073	0,101	0,118	0,099	0,084	0,074	0,064	0,058	0,059	0,053	0,949
1982/83	1,034	0,204	0,133	0,115	0,100	0,088	0,079	0,071	0,065	0,059	0,086	0,066	2,101
1983/84	0,059	1,221	0,129	0,113	0,099	0,128	0,082	1,210	0,132	0,114	0,099	0,085	3,471
1984/85	0,076	0,137	0,073	0,065	0,077	0,059	0,053	0,076	0,055	0,053	0,049	0,076	0,848
1985/86	0,104	0,074	0,064	0,057	0,063	0,062	0,073	0,051	0,047	0,043	0,041	0,056	0,733
1986/87	1,359	0,122	0,106	0,208	0,128	0,092	0,081	0,079	0,064	0,057	0,053	0,049	2,398
1987/88	0,593	0,194	0,371	0,937	0,170	0,145	1,884	0,226	0,271	0,163	0,142	0,124	5,221
1988/89	0,593	0,102	0,090	0,078	0,123	0,078	0,161	0,072	0,063	0,056	0,056	0,083	1,555
1989/90	0,074	0,466	0,680	0,151	0,116	0,100	0,087	0,102	0,079	0,068	0,065	0,056	2,046
1990/91	1,122	0,096	0,083	0,088	0,094	0,963	0,174	0,152	0,130	0,113	0,099	0,131	3,244
1991/92	0,296	0,103	0,261	0,137	0,100	0,088	0,085	0,305	1,221	0,150	0,131	0,698	3,574
1992/93	0,253	0,141	0,128	0,106	0,095	0,084	0,078	0,080	0,065	0,058	0,052	0,056	1,195
1993/94	0,364	0,057	0,051	0,046	0,043	0,039	0,044	0,042	0,038	0,037	0,036	0,303	1,101
1994/95	1,814	0,775	0,318	0,271	0,232	0,199	0,173	0,149	0,129	0,113	0,100	0,088	4,361
1995/96	0,075	0,067	0,438	1,784	0,231	0,176	0,167	0,135	0,118	0,103	0,100	0,099	3,494
1996/97	0,079	0,086	0,747	4,283	0,269	0,230	0,198	0,183	0,167	0,139	0,120	0,105	6,606
1997/98	0,094	0,082	0,316	0,157	0,108	0,092	0,083	0,074	0,066	0,059	0,054	0,049	1,233
1998/99	0,045	0,040	0,452	0,092	0,081	0,347	0,096	0,159	0,096	0,084	0,073	0,149	1,714
1999/00	0,069	0,072	0,059	0,083	0,053	0,048	0,048	0,048	0,076	0,042	0,039	0,035	0,672
2000/01	1,553	0,207	0,347	0,172	0,133	0,121	0,141	0,130	0,092	0,087	0,077	0,070	3,129
2001/02	0,062	0,098	0,060	0,055	0,049	0,094	0,155	1,494	0,134	0,117	0,116	0,117	2,551
2002/03	0,104	0,082	0,074	0,065	0,245	0,194	0,114	0,643	0,147	0,129	0,115	0,148	2,061
2003/04	0,131	1,360	0,141	0,110	0,180	0,361	1,250	0,790	0,161	0,140	0,122	0,106	4,853
2004/05	0,099	0,080	0,119	0,080	0,070	0,062	0,056	0,055	0,048	0,044	0,043	0,072	0,828
2005/06	0,191	0,367	0,127	0,575	0,179	0,154	0,136	0,116	0,101	0,090	0,083	0,310	2,430

1025. Río Sec

1940/2005
(hm³)

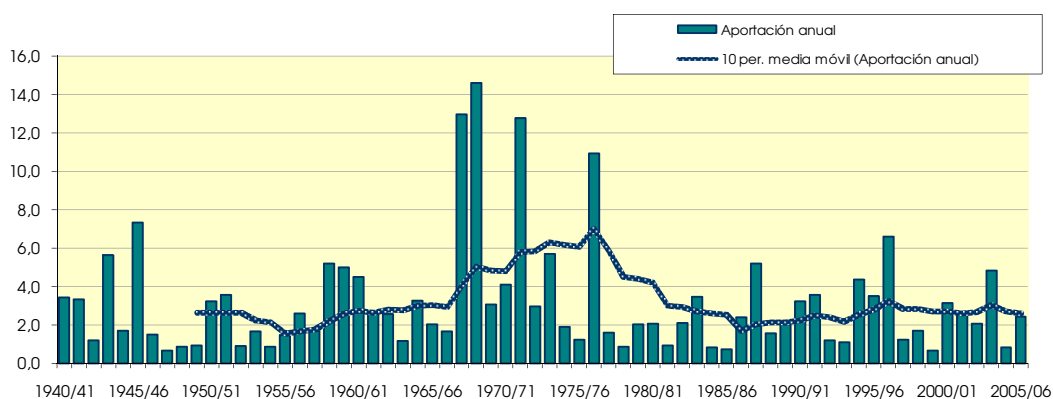
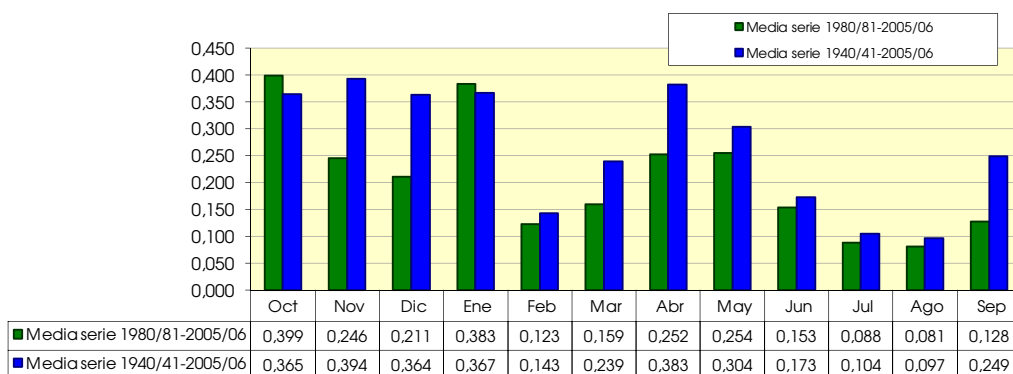
Serie completa

	Oct	Nov	Dic	Ene	Feb	Mar	Abr	May	Jun	Jul	Ago	Sep	Total
Máximo	1,814	10,376	3,585	4,283	0,681	3,710	8,370	3,367	1,322	0,387	0,330	2,218	14,608
Mínimo	0,040	0,031	0,044	0,039	0,036	0,038	0,044	0,042	0,038	0,037	0,036	0,035	0,655
Media	0,365	0,394	0,364	0,367	0,143	0,239	0,383	0,304	0,173	0,104	0,097	0,249	3,181
Percentil 1%	0,041	0,034	0,049	0,040	0,040	0,039	0,045	0,044	0,040	0,037	0,036	0,040	0,666
Percentil 5%	0,047	0,049	0,058	0,053	0,050	0,049	0,049	0,050	0,048	0,043	0,041	0,046	0,833
Percentil 10%	0,056	0,054	0,062	0,058	0,053	0,060	0,056	0,056	0,055	0,051	0,048	0,050	0,868
Percentil 25%	0,081	0,078	0,084	0,079	0,075	0,080	0,074	0,076	0,064	0,058	0,056	0,065	1,296
Percentil 50%	0,121	0,100	0,142	0,127	0,106	0,109	0,108	0,119	0,099	0,085	0,083	0,106	2,249
Desviación típica	0,445	1,293	0,642	0,781	0,110	0,484	1,113	0,561	0,242	0,067	0,057	0,475	2,931
Coef. variación	1,221	3,285	1,765	2,126	0,766	2,025	2,909	1,845	1,399	0,643	0,586	1,909	0,922

1980/2005
(hm³)

Serie para asignación y reserva

	Oct	Nov	Dic	Ene	Feb	Mar	Abr	May	Jun	Jul	Ago	Sep	Total
Máximo	1,814	1,360	0,747	4,283	0,269	0,963	1,884	1,494	1,221	0,163	0,142	0,698	6,606
Mínimo	0,043	0,040	0,044	0,041	0,043	0,038	0,044	0,042	0,038	0,037	0,036	0,035	0,672
Media	0,399	0,246	0,211	0,383	0,123	0,159	0,252	0,254	0,153	0,088	0,081	0,128	2,479
Percentil 1%	0,044	0,044	0,046	0,042	0,044	0,038	0,045	0,044	0,040	0,038	0,037	0,039	0,687
Percentil 5%	0,049	0,059	0,053	0,049	0,049	0,042	0,050	0,049	0,047	0,042	0,039	0,049	0,757
Percentil 10%	0,061	0,069	0,060	0,056	0,051	0,054	0,055	0,053	0,051	0,043	0,042	0,051	0,838
Percentil 25%	0,075	0,078	0,074	0,078	0,078	0,079	0,080	0,074	0,064	0,057	0,053	0,059	1,205
Percentil 50%	0,104	0,100	0,128	0,108	0,104	0,097	0,092	0,109	0,094	0,085	0,080	0,087	2,092
Desviación típica	0,524	0,346	0,194	0,877	0,065	0,184	0,434	0,370	0,229	0,038	0,032	0,135	1,539
Coef. variación	1,313	1,411	0,922	2,287	0,524	1,154	1,722	1,453	1,495	0,432	0,393	1,052	0,621



1026. Rio Canaleta

(hm ²)	Oct	Nov	Dic	Ene	Feb	Mar	Abr	May	Jun	Jul	Ago	Sep	Total
1940/41	5.560	1.366	0.752	1.139	0.921	0.685	0.554	0.542	0.416	0.264	0.276	0.776	13.250
1941/42	0.787	0.608	1.179	1.143	0.995	1.281	4.252	2.118	1.210	0.717	0.393	0.282	14.966
1942/43	0.291	0.938	0.971	0.610	0.413	0.743	0.673	0.477	0.327	0.452	0.592	1.995	8.483
1943/44	2.041	1.517	7.193	2.250	1.386	0.791	0.520	0.418	0.340	0.241	0.179	0.278	17.153
1944/45	0.647	0.572	0.639	2.227	1.113	0.721	0.423	0.302	0.339	0.279	0.198	0.119	7.578
1945/46	0.134	1.963	1.014	1.333	0.715	1.138	6.923	7.070	2.351	1.215	0.787	0.503	25.145
1946/47	0.697	0.465	0.331	0.348	0.619	0.827	0.551	1.604	0.696	0.527	0.388	0.288	7.341
1947/48	0.482	0.361	0.221	0.166	1.910	0.811	0.717	0.620	0.375	0.199	0.131	0.122	6.114
1948/49	0.237	0.225	1.461	1.020	1.633	2.804	1.415	2.457	1.084	0.548	0.363	1.286	14.533
1949/50	0.803	0.489	0.642	0.497	0.330	0.433	0.445	1.032	0.668	0.353	0.229	0.149	6.070
1950/51	0.248	0.230	0.621	1.184	0.685	0.528	1.969	1.633	0.910	0.449	0.278	3.692	12.427
1951/52	3.022	1.434	3.228	1.729	0.920	0.759	0.588	0.513	0.460	0.272	0.200	0.148	13.274
1952/53	0.182	0.132	0.101	0.085	0.078	0.231	0.250	0.183	0.795	0.374	0.220	0.271	2.901
1953/54	0.429	0.292	2.420	1.215	0.671	1.545	0.972	2.027	0.962	0.545	0.279	0.168	11.525
1954/55	0.121	0.091	0.132	0.886	0.645	0.400	0.244	0.155	0.193	0.178	0.160	0.238	3.442
1955/56	0.207	0.212	0.545	0.482	0.618	1.637	1.210	2.166	1.059	0.560	0.665	0.405	9.766
1956/57	0.513	0.717	0.487	0.275	0.187	0.133	0.134	1.637	3.248	1.037	0.584	0.354	9.305
1957/58	4.209	2.224	1.268	0.906	0.542	0.338	0.295	0.252	0.179	0.125	0.101	0.090	10.528
1958/59	0.322	1.263	3.534	1.776	4.857	4.279	1.744	1.399	0.876	0.561	0.384	3.525	24.519
1959/60	2.655	4.390	1.676	1.298	1.600	2.320	1.047	0.759	0.750	0.593	0.403	0.268	17.759
1960/61	2.492	0.727	3.034	1.563	0.814	0.473	0.339	0.425	0.316	0.207	0.169	0.402	10.962
1961/62	0.419	2.525	0.744	0.681	0.929	0.654	0.699	0.655	0.461	0.271	0.183	0.272	8.492
1962/63	3.287	1.853	0.997	0.708	1.139	0.570	0.391	0.309	0.291	0.324	0.328	2.208	12.406
1963/64	0.916	0.493	0.616	0.472	0.663	0.417	0.283	0.229	0.223	0.190	0.155	0.359	5.017
1964/65	0.195	0.172	4.928	1.789	1.117	0.836	0.580	0.543	0.377	0.214	0.246	0.165	11.162
1965/66	7.683	2.085	1.142	0.871	0.540	0.321	0.279	0.945	0.456	0.262	0.164	0.122	14.870
1966/67	3.171	0.966	0.565	0.320	0.348	0.308	0.418	0.342	0.213	0.140	0.180	0.158	7.128
1967/68	0.973	13.111	1.983	0.996	0.651	1.384	0.933	1.321	0.629	0.369	0.419	0.320	23.090
1968/69	0.198	2.668	1.194	1.723	1.203	2.358	10.784	2.843	1.270	0.683	0.400	0.651	25.975
1969/70	5.067	2.204	1.554	1.361	0.777	0.428	0.271	0.588	0.582	0.348	0.196	0.134	13.509
1970/71	0.272	0.231	0.724	0.740	0.426	0.679	0.840	1.479	0.942	0.479	0.272	1.697	8.781
1971/72	0.594	1.040	5.962	4.045	1.825	1.546	1.026	1.071	0.917	0.641	0.402	3.252	22.319
1972/73	2.008	1.328	0.865	0.532	0.335	0.230	0.182	0.158	1.033	0.490	0.399	0.214	7.773
1973/74	0.153	0.116	0.303	0.202	0.154	2.770	1.122	0.706	0.446	0.318	0.228	0.192	6.709
1974/75	0.162	0.131	0.107	0.090	0.431	0.805	0.496	1.015	0.696	0.430	0.272	0.319	4.954
1975/76	0.229	0.162	0.901	0.569	0.326	0.238	0.437	0.459	0.333	0.203	0.525	0.206	4.587
1976/77	0.666	0.403	1.829	5.919	1.562	0.790	0.614	4.286	3.245	1.501	0.806	0.457	22.077
1977/78	0.671	0.426	0.450	0.418	0.304	0.344	0.470	0.470	0.429	0.267	0.156	0.127	4.531
1978/79	0.113	0.085	0.085	0.628	0.432	0.328	0.336	0.261	0.170	0.120	0.088	0.092	2.739
1979/80	2.975	0.521	0.280	0.272	0.435	0.386	0.257	0.367	0.301	0.170	0.125	0.120	6.209
1980/81	0.109	0.217	0.205	0.168	0.202	0.197	2.094	1.122	0.963	0.464	0.249	0.186	6.175
1981/82	0.124	0.095	0.110	1.131	1.605	1.473	1.094	0.757	0.474	0.359	0.281	0.167	7.669
1982/83	5.293	1.394	0.756	0.418	0.251	0.187	0.156	0.124	0.162	0.164	0.467	0.335	9.705
1983/84	0.180	2.301	1.191	0.611	0.359	0.386	0.317	1.688	0.831	0.427	0.227	0.141	8.658
1984/85	0.108	0.462	0.428	0.289	0.276	0.222	0.168	0.393	0.348	0.187	0.129	0.186	3.197
1985/86	0.321	0.277	0.222	0.181	0.192	0.262	0.409	0.355	0.218	0.128	0.105	0.142	2.811
1986/87	3.377	0.975	0.583	1.215	1.063	0.683	0.370	0.257	0.174	0.131	0.134	0.118	9.081
1987/88	1.099	1.017	1.098	2.735	1.257	0.629	2.731	1.531	1.447	0.900	0.464	0.270	15.178
1988/89	1.692	0.972	0.649	0.351	0.584	1.061	1.071	0.950	0.674	0.342	0.231	0.522	9.100
1989/90	0.420	1.142	1.991	1.493	0.860	0.454	0.285	0.247	0.320	0.274	0.185	0.154	7.826
1990/91	2.180	0.868	0.463	0.480	1.355	3.717	1.668	0.888	0.451	0.246	0.171	0.258	12.745
1991/92	0.357	0.330	0.715	0.593	0.395	0.271	0.243	1.460	3.626	1.431	0.674	0.736	10.831
1992/93	0.556	0.316	0.573	0.449	0.643	0.724	0.581	0.659	0.421	0.231	0.182	0.235	5.569
1993/94	0.894	0.383	0.267	0.160	0.142	0.118	0.136	0.130	0.098	0.085	0.086	1.367	3.867
1994/95	3.672	1.641	0.824	0.475	0.298	0.216	0.205	0.233	0.227	0.174	0.132	0.118	8.216
1995/96	0.101	0.107	1.017	4.002	1.937	0.938	0.659	0.450	0.289	0.184	0.170	0.195	10.050
1996/97	0.134	0.239	1.955	5.537	1.536	0.766	0.425	0.284	0.989	0.461	0.317	0.222	12.864
1997/98	0.150	0.122	0.429	0.806	0.460	0.264	0.186	0.215	0.173	0.115	0.092	0.078	3.088
1998/99	0.076	0.066	0.752	0.390	0.255	1.538	0.615	0.718	0.410	0.250	0.181	0.412	5.663
1999/00	0.318	0.265	0.174	0.210	0.138	0.114	0.238	0.233	0.962	0.354	0.346	0.150	3.503
2000/01	10.360	2.245	1.499	0.898	0.601	0.416	0.287	0.760	0.355	0.239	0.187	0.136	17.985
2001/02	0.102	0.722	0.267	0.185	0.135	0.541	1.975	11.758	1.678	0.814	0.460	0.452	19.089
2002/03	0.309	0.214	0.150	0.121	2.903	0.955	0.985	3.893	1.164	0.576	0.340	0.437	12.047
2003/04	0.446	6.018	1.139	0.571	1.709	5.772	9.062	5.402	1.653	0.839	0.448	0.335	33.396
2004/05	0.248	0.157	1.077	0.408	0.254	0.170	0.124	0.242	0.179	0.118	0.096	0.591	3.662
2005/06	0.383	4.114	1.076	1.509	1.268	0.729	0.739	0.323	0.189	0.139	0.107	0.936	11.511

1026. Río Canaleta

1940/2005
(hm³)

Serie completa

	Oct	Nov	Dic	Ene	Feb	Mar	Abr	May	Jun	Jul	Ago	Sep	Total
Máximo	10,360	13,111	7,193	5,919	4,857	5,772	10,784	11,758	3,626	1,501	0,806	3,692	33,396
Mínimo	0,076	0,066	0,085	0,085	0,078	0,114	0,124	0,124	0,098	0,085	0,086	0,078	2,739
Media	1,346	1,173	1,156	1,058	0,847	0,925	1,099	1,226	0,743	0,405	0,288	0,535	10,801

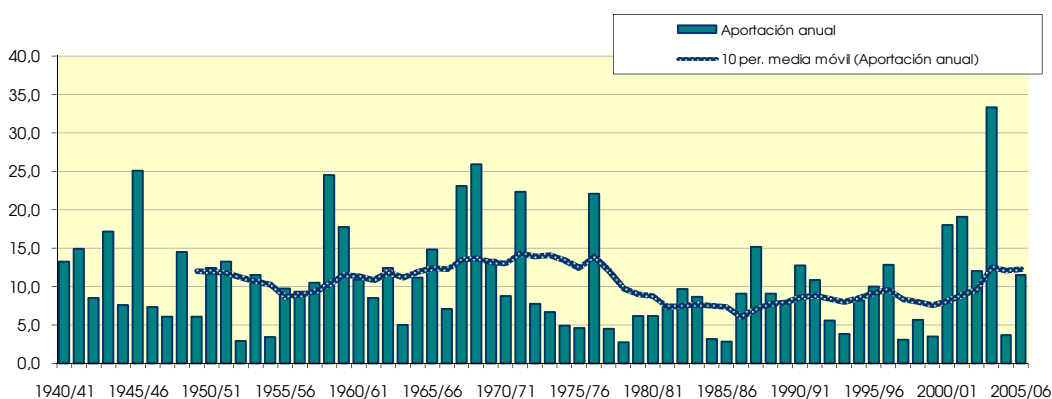
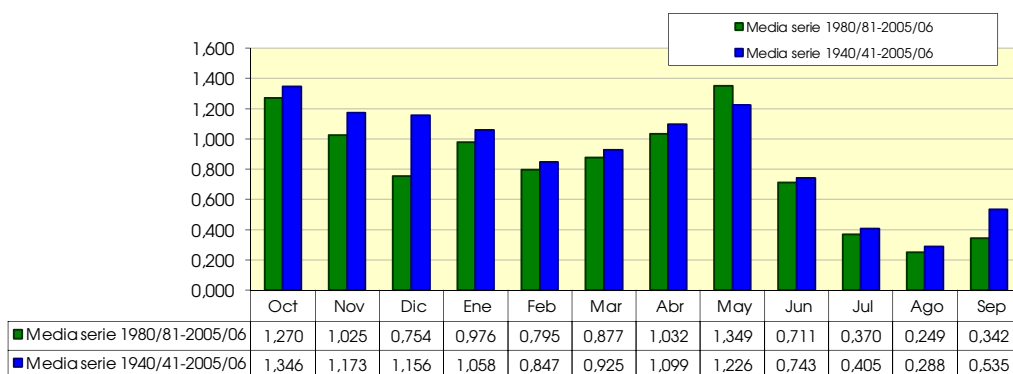
Percentil 1%	0,093	0,078	0,096	0,088	0,115	0,116	0,130	0,127	0,139	0,104	0,088	0,086	2,786
Percentil 5%	0,108	0,098	0,115	0,162	0,145	0,174	0,159	0,164	0,173	0,121	0,097	0,118	3,115
Percentil 10%	0,122	0,126	0,190	0,183	0,197	0,219	0,196	0,231	0,184	0,135	0,116	0,121	3,582
Percentil 25%	0,200	0,230	0,434	0,394	0,338	0,331	0,285	0,312	0,317	0,200	0,169	0,151	6,129
Percentil 50%	0,437	0,546	0,752	0,655	0,644	0,666	0,536	0,637	0,458	0,321	0,230	0,269	9,202
Desviación típica	1,969	1,865	1,316	1,158	0,759	1,025	1,886	1,820	0,725	0,300	0,171	0,780	6,535
Coef. variación	1,463	1,590	1,138	1,094	0,896	1,108	1,717	1,485	0,976	0,741	0,593	1,457	0,605

1980/2005
(hm³)

Serie para asignación y reserva

	Oct	Nov	Dic	Ene	Feb	Mar	Abr	May	Jun	Jul	Ago	Sep	Total
Máximo	10,360	6,018	1,991	5,537	2,903	5,772	9,062	11,758	3,626	1,431	0,674	1,367	33,396
Mínimo	0,076	0,066	0,110	0,121	0,135	0,114	0,124	0,124	0,098	0,085	0,086	0,078	2,811
Media	1,270	1,025	0,754	0,976	0,795	0,877	1,032	1,349	0,711	0,370	0,249	0,342	9,749

Percentil 1%	0,083	0,073	0,120	0,131	0,136	0,115	0,127	0,125	0,114	0,093	0,088	0,088	2,880
Percentil 5%	0,102	0,098	0,156	0,162	0,139	0,131	0,141	0,151	0,165	0,116	0,093	0,118	3,115
Percentil 10%	0,105	0,114	0,190	0,175	0,167	0,178	0,162	0,224	0,173	0,123	0,100	0,127	3,350
Percentil 25%	0,138	0,222	0,308	0,305	0,254	0,232	0,239	0,249	0,220	0,166	0,132	0,151	5,593
Percentil 50%	0,339	0,422	0,682	0,477	0,522	0,497	0,417	0,554	0,416	0,248	0,186	0,229	8,870
Desviación típica	2,275	1,374	0,522	1,276	0,710	1,239	1,778	2,439	0,761	0,316	0,151	0,296	6,565
Coef. variación	1,792	1,340	0,692	1,306	0,892	1,412	1,723	1,808	1,070	0,852	0,607	0,865	0,673



1028. Río Ebro en Tortosa

1940/2005
(hm³)

Serie completa

	Oct	Nov	Dic	Ene	Feb	Mar	Abr	May	Jun	Jul	Ago	Sep	Total
Máximo	4.199,803	3.988,913	4.829,511	4.399,237	3.707,245	3.529,314	4.621,366	4.355,146	3.209,800	1.767,406	1.551,951	2.175,294	27.384,814
Mínimo	229,874	337,015	352,283	382,672	393,343	483,048	706,807	775,006	661,412	458,634	315,185	287,151	8.098,013
Media	1.028,528	1.349,998	1.689,539	1.785,689	1.581,336	1.688,294	1.828,209	1.859,991	1.405,452	816,093	636,140	724,447	16.393,717

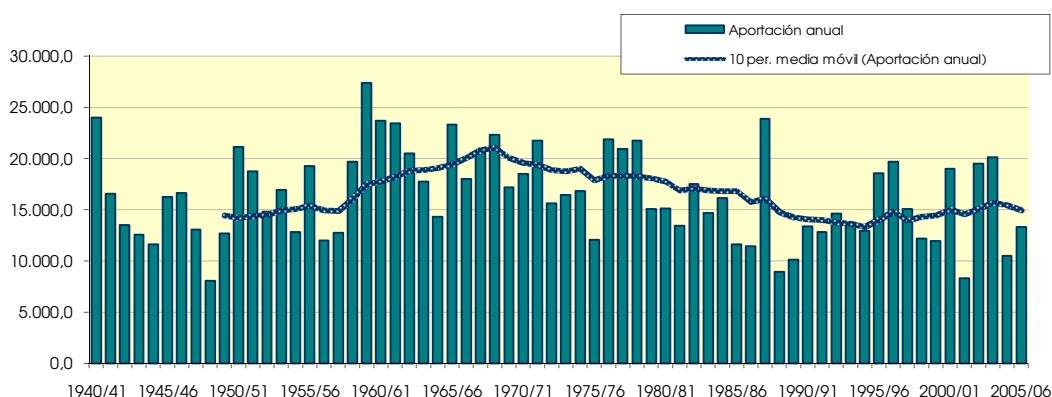
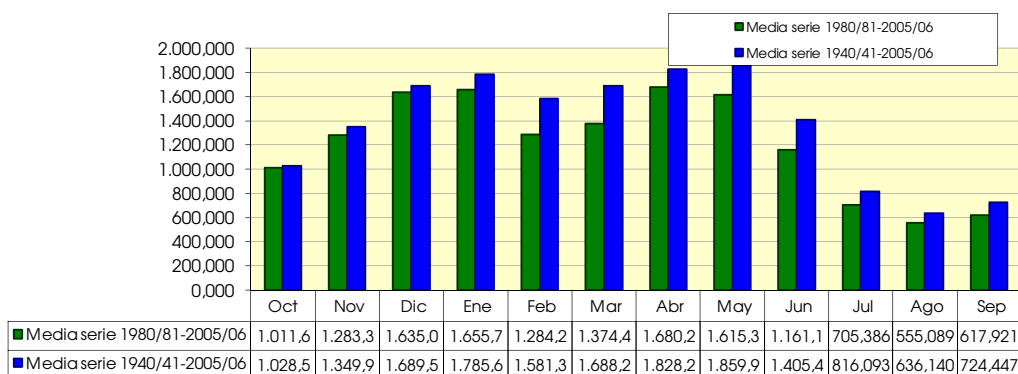
Percentil 1%	293,679	337,287	440,262	427,046	399,662	584,031	745,710	780,382	677,687	464,727	336,013	316,973	8.255,654
Percentil 5%	350,206	522,485	616,198	613,489	579,465	752,731	890,092	836,296	735,143	481,830	359,032	381,693	10.229,180
Percentil 10%	407,893	646,093	752,552	690,545	733,569	869,844	972,197	1.044,029	809,986	512,265	401,999	422,241	11.627,536
Percentil 25%	593,925	767,452	1.108,662	1.074,835	1.003,160	1.045,659	1.306,659	1.411,124	948,122	598,736	492,284	496,469	12.849,587
Percentil 50%	824,004	1.169,288	1.495,939	1.648,078	1.430,384	1.538,804	1.641,356	1.731,616	1.254,319	750,136	604,210	628,148	16.198,795
Desviación típica	688,927	841,875	866,299	927,575	787,020	793,780	781,918	738,890	580,120	271,759	222,585	336,906	4.349,410
Coef. variación	0,670	0,624	0,513	0,519	0,498	0,470	0,428	0,397	0,413	0,333	0,350	0,465	0,265

1980/2005
(hm³)

Serie para asignación y reserva

	Oct	Nov	Dic	Ene	Feb	Mar	Abr	May	Jun	Jul	Ago	Sep	Total
Máximo	3.004,098	3.379,405	3.755,395	4.399,237	3.013,367	3.190,835	4.315,491	2.920,520	3.208,835	1.409,523	1.236,945	1.259,619	23.916,485
Mínimo	229,874	337,433	352,283	382,672	403,064	483,048	766,658	815,236	686,451	468,008	315,185	287,151	8.340,537
Media	1.011,690	1.283,389	1.635,039	1.655,776	1.284,215	1.374,411	1.680,289	1.615,314	1.161,167	705,386	555,089	617,921	14.579,686

Percentil 1%	254,414	381,784	386,121	399,739	445,146	521,888	801,544	819,934	703,940	468,691	323,196	298,621	8.490,406
Percentil 5%	328,569	522,485	512,460	465,390	572,279	665,671	914,115	857,402	766,802	473,435	348,032	344,763	9.238,483
Percentil 10%	332,605	566,981	666,131	586,185	629,721	757,999	962,204	1.024,027	802,803	482,140	353,932	390,640	10.324,469
Percentil 25%	569,802	772,210	1.098,063	951,389	833,493	962,552	1.358,741	1.313,874	903,317	545,115	409,296	457,930	12.018,008
Percentil 50%	847,225	1.106,041	1.338,121	1.455,913	1.308,336	1.283,356	1.532,218	1.655,950	1.042,852	666,741	507,414	576,019	13.605,079
Desviación típica	665,086	720,002	893,747	1.042,242	583,494	608,805	682,276	486,873	502,455	229,836	214,809	234,614	3.822,815
Coef. variación	0,657	0,561	0,547	0,629	0,454	0,443	0,406	0,301	0,433	0,326	0,387	0,380	0,262



1032. Río Ebro, en desembocadura (Delta del Ebro)

1940/2005

(hm³)

Serie completa

	Oct	Nov	Dic	Ene	Feb	Mar	Abr	May	Jun	Jul	Ago	Sep	Total
Máximo	4.203,649	3.992,456	4.842,102	4.411,917	3.717,185	3.537,437	4.646,856	4.376,560	3.218,550	1.774,415	1.553,440	2.204,587	27.486,318
Mínimo	231,620	337,674	353,908	384,996	399,565	489,696	713,678	776,143	662,928	462,832	315,961	288,635	8.175,261
Media	1.034,173	1.355,225	1.696,007	1.791,146	1.585,947	1.692,673	1.833,165	1.864,792	1.409,378	819,030	638,422	728,128	16.448,085

Percentil 1%	295,391	338,197	443,010	428,863	402,993	586,829	749,457	781,882	679,295	466,792	336,735	318,204	8.322,996
Percentil 5%	351,247	525,940	623,425	621,788	581,873	755,468	892,521	838,335	737,483	483,646	360,134	383,071	10.296,077
Percentil 10%	410,111	648,692	757,555	693,227	738,919	873,017	974,826	1.049,762	811,074	514,636	403,038	423,589	11.648,744
Percentil 25%	600,058	769,842	1.114,584	1.077,570	1.005,974	1.048,750	1.310,268	1.413,525	952,572	599,806	494,592	497,540	12.885,389
Percentil 50%	828,948	1.175,710	1.501,294	1.649,253	1.432,735	1.543,682	1.645,149	1.733,854	1.256,495	753,022	606,925	631,640	16.258,926
Desviación típica	690,573	843,259	867,472	928,998	788,062	795,056	785,158	740,685	581,331	272,554	223,070	341,045	4.361,658
Coef. variación	0,668	0,622	0,511	0,519	0,497	0,470	0,428	0,397	0,412	0,333	0,349	0,468	0,265

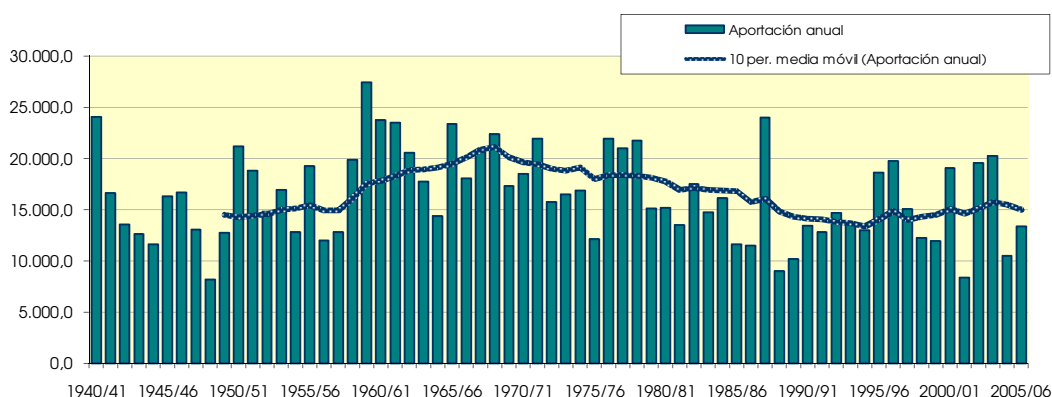
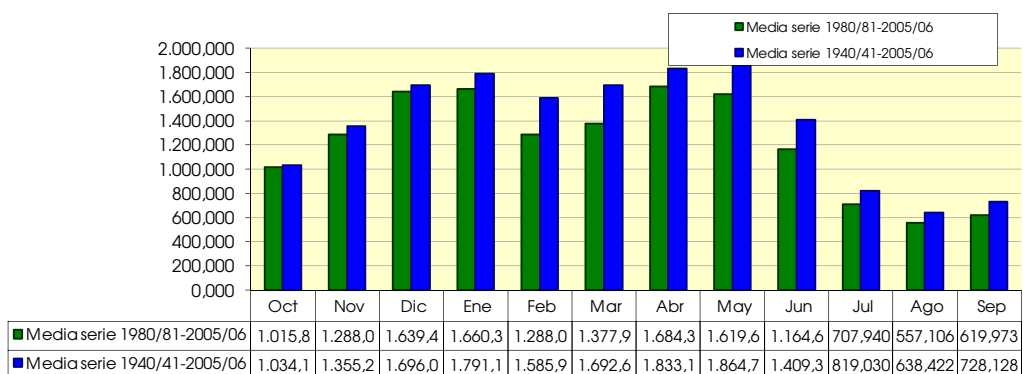
1980/2005

(hm³)

Serie para asignación y reserva

	Oct	Nov	Dic	Ene	Feb	Mar	Abr	May	Jun	Jul	Ago	Sep	Total
Máximo	3.006,985	3.381,249	3.758,900	4.411,917	3.015,937	3.193,455	4.328,461	2.925,063	3.216,522	1.415,259	1.239,541	1.262,980	24.018,954
Mínimo	231,620	338,478	353,908	384,996	404,839	489,696	768,723	817,743	688,108	468,925	315,961	288,635	8.402,545
Media	1.015,842	1.288,052	1.639,484	1.660,300	1.288,092	1.377,973	1.684,309	1.619,615	1.164,605	707,940	557,106	619,973	14.623,291

Percentil 1%	256,148	383,581	388,178	401,868	447,075	527,055	803,857	822,395	705,617	469,738	323,951	300,008	8.546,748
Percentil 5%	330,979	525,940	515,325	467,184	574,593	667,009	917,920	859,569	768,994	475,018	349,019	345,901	9.288,497
Percentil 10%	335,441	568,681	668,271	588,327	631,421	760,289	967,229	1.025,488	804,911	483,753	355,470	391,632	10.376,237
Percentil 25%	571,305	774,334	1.104,116	954,509	839,274	964,297	1.361,078	1.317,564	906,176	546,513	410,153	459,541	12.032,165
Percentil 50%	849,264	1.112,336	1.339,447	1.458,763	1.310,526	1.285,152	1.534,390	1.659,749	1.045,220	668,168	508,868	577,611	13.630,166
Desviación típica	666,729	720,215	893,278	1.044,094	584,185	609,730	684,688	487,910	503,637	230,593	215,329	234,855	3.833,091
Coef. variación	0,656	0,559	0,545	0,629	0,454	0,442	0,407	0,301	0,432	0,326	0,387	0,379	0,262



1040. Rio Ginel

(hm ²)	Oct	Nov	Dic	Ene	Feb	Mar	Abr	May	Jun	Jul	Ago	Sep	Total
1940/41	0.062	0.054	0.049	0.075	0.064	0.062	0.067	0.064	0.062	0.089	0.067	0.062	0.776
1941/42	0.057	0.057	0.053	0.050	0.048	0.048	0.285	0.092	0.074	0.067	0.069	0.070	0.971
1942/43	0.075	0.066	0.061	0.056	0.052	0.054	0.052	0.048	0.047	0.048	0.053	0.063	0.675
1943/44	0.062	0.061	0.125	0.072	0.062	0.054	0.051	0.063	0.057	0.050	0.053	0.053	0.763
1944/45	0.052	0.046	0.044	0.054	0.045	0.044	0.042	0.042	0.043	0.045	0.047	0.042	0.546
1945/46	0.037	0.055	0.061	0.053	0.044	0.041	0.138	0.339	0.143	0.111	0.100	0.089	1.211
1946/47	0.076	0.067	0.062	0.062	0.087	0.069	0.061	0.078	0.060	0.056	0.060	0.062	0.799
1947/48	0.056	0.047	0.044	0.055	0.052	0.052	0.051	0.049	0.046	0.045	0.048	0.047	0.592
1948/49	0.044	0.041	0.039	0.039	0.042	0.041	0.040	0.045	0.040	0.042	0.046	0.057	0.516
1949/50	0.049	0.044	0.043	0.040	0.039	0.041	0.041	0.052	0.045	0.045	0.047	0.042	0.529
1950/51	0.039	0.037	0.067	0.090	0.065	0.063	0.080	0.075	0.068	0.062	0.059	0.065	0.769
1951/52	0.058	0.052	0.051	0.050	0.046	0.052	0.053	0.049	0.050	0.064	0.059	0.054	0.639
1952/53	0.049	0.046	0.045	0.044	0.043	0.043	0.044	0.044	0.173	0.069	0.060	0.055	0.716
1953/54	0.073	0.054	0.091	0.058	0.050	0.150	0.073	0.067	0.060	0.053	0.050	0.048	0.827
1954/55	0.045	0.045	0.044	0.053	0.055	0.051	0.048	0.046	0.048	0.049	0.051	0.049	0.583
1955/56	0.047	0.045	0.069	0.052	0.046	0.051	0.050	0.090	0.073	0.064	0.066	0.068	0.720
1956/57	0.057	0.054	0.050	0.044	0.044	0.045	0.045	0.086	0.087	0.071	0.066	0.060	0.708
1957/58	0.079	0.058	0.051	0.053	0.047	0.045	0.048	0.049	0.048	0.052	0.049	0.051	0.631
1958/59	0.049	0.049	0.095	0.071	0.072	0.173	0.128	0.139	0.134	0.113	0.097	0.164	1.285
1959/60	0.110	0.158	0.094	0.086	0.079	0.091	0.073	0.073	0.066	0.075	0.061	0.059	1.026
1960/61	0.242	0.150	0.161	0.129	0.108	0.096	0.088	0.084	0.079	0.075	0.077	0.080	1.369
1961/62	0.072	0.099	0.071	0.074	0.068	0.060	0.059	0.059	0.056	0.055	0.060	0.066	0.800
1962/63	0.075	0.064	0.055	0.066	0.074	0.060	0.061	0.056	0.056	0.056	0.056	0.271	0.952
1963/64	0.074	0.073	0.069	0.059	0.097	0.078	0.061	0.058	0.071	0.060	0.059	0.058	0.815
1964/65	0.055	0.052	0.068	0.056	0.061	0.056	0.054	0.052	0.050	0.046	0.044	0.049	0.642
1965/66	0.225	0.199	0.160	0.156	0.139	0.121	0.109	0.097	0.087	0.081	0.077	0.072	1.523
1966/67	0.084	0.074	0.067	0.060	0.058	0.057	0.054	0.051	0.050	0.051	0.051	0.048	0.704
1967/68	0.051	0.170	0.082	0.067	0.065	0.075	0.074	0.075	0.065	0.062	0.063	0.058	0.906
1968/69	0.053	0.133	0.089	0.093	0.087	0.148	0.860	0.263	0.206	0.172	0.146	0.129	2.381
1969/70	0.138	0.101	0.087	0.086	0.076	0.067	0.063	0.063	0.060	0.062	0.059	0.053	0.914
1970/71	0.054	0.045	0.059	0.060	0.044	0.042	0.064	0.101	0.079	0.092	0.066	0.072	0.778
1971/72	0.058	0.066	0.101	0.085	0.068	0.065	0.062	0.065	0.078	0.063	0.075	1.213	2.001
1972/73	0.157	0.127	0.103	0.086	0.074	0.065	0.063	0.061	0.095	0.069	0.068	0.069	1.038
1973/74	0.056	0.050	0.049	0.045	0.048	0.115	0.077	0.066	0.056	0.060	0.063	0.059	0.742
1974/75	0.052	0.052	0.049	0.045	0.047	0.051	0.048	0.069	0.056	0.052	0.060	0.063	0.644
1975/76	0.049	0.046	0.086	0.050	0.047	0.047	0.050	0.051	0.045	0.044	0.059	0.044	0.617
1976/77	0.057	0.044	0.052	0.155	0.098	0.096	0.075	0.106	0.133	0.084	0.075	0.067	1.044
1977/78	0.072	0.064	0.060	0.059	0.066	0.059	0.064	0.061	0.064	0.056	0.054	0.054	0.732
1978/79	0.049	0.044	0.058	0.097	0.062	0.056	0.057	0.068	0.062	0.058	0.053	0.050	0.714
1979/80	0.096	0.051	0.049	0.045	0.048	0.048	0.048	0.064	0.050	0.047	0.051	0.061	0.656
1980/81	0.053	0.060	0.049	0.046	0.050	0.047	0.114	0.058	0.057	0.048	0.046	0.048	0.675
1981/82	0.040	0.038	0.057	0.056	0.107	0.056	0.050	0.054	0.050	0.048	0.050	0.045	0.651
1982/83	0.062	0.046	0.042	0.041	0.042	0.042	0.046	0.047	0.049	0.053	0.059	0.054	0.582
1983/84	0.046	0.102	0.057	0.049	0.047	0.055	0.045	0.127	0.060	0.052	0.046	0.042	0.727
1984/85	0.038	0.070	0.049	0.043	0.056	0.046	0.046	0.062	0.047	0.047	0.051	0.053	0.609
1985/86	0.047	0.044	0.044	0.045	0.051	0.048	0.058	0.056	0.052	0.049	0.049	0.070	0.615
1986/87	0.280	0.131	0.107	0.114	0.097	0.085	0.075	0.076	0.060	0.056	0.057	0.058	1.197
1987/88	0.067	0.090	0.081	0.118	0.079	0.066	0.317	0.164	0.217	0.156	0.133	0.115	1.604
1988/89	0.133	0.088	0.073	0.062	0.067	0.059	0.065	0.060	0.052	0.049	0.051	0.052	0.811
1989/90	0.047	0.080	0.059	0.052	0.046	0.042	0.042	0.049	0.057	0.048	0.048	0.052	0.623
1990/91	0.066	0.046	0.042	0.040	0.069	0.053	0.060	0.048	0.044	0.042	0.044	0.069	0.622
1991/92	0.052	0.050	0.043	0.039	0.036	0.036	0.037	0.058	0.079	0.047	0.046	0.044	0.566
1992/93	0.069	0.048	0.043	0.040	0.039	0.038	0.044	0.046	0.043	0.042	0.041	0.057	0.551
1993/94	0.057	0.044	0.042	0.042	0.043	0.043	0.043	0.047	0.045	0.049	0.053	0.065	0.571
1994/95	0.059	0.054	0.047	0.043	0.043	0.043	0.043	0.042	0.042	0.044	0.048	0.043	0.550
1995/96	0.039	0.040	0.064	0.139	0.075	0.061	0.056	0.060	0.053	0.052	0.053	0.049	0.742
1996/97	0.044	0.067	0.159	0.553	0.218	0.174	0.156	0.156	0.130	0.120	0.098	0.090	1.966
1997/98	0.077	0.075	0.079	0.062	0.053	0.049	0.049	0.051	0.051	0.046	0.047	0.048	0.689
1998/99	0.045	0.041	0.047	0.036	0.036	0.066	0.053	0.047	0.047	0.059	0.044	0.045	0.567
1999/00	0.045	0.043	0.039	0.040	0.035	0.034	0.045	0.047	0.051	0.043	0.041	0.040	0.503
2000/01	0.169	0.111	0.091	0.089	0.072	0.070	0.064	0.065	0.060	0.058	0.060	0.061	0.969
2001/02	0.052	0.048	0.045	0.043	0.039	0.041	0.039	0.117	0.090	0.079	0.077	0.080	0.751
2002/03	0.067	0.057	0.059	0.056	0.062	0.060	0.062	0.082	0.071	0.066	0.071	0.158	0.870
2003/04	0.089	0.086	0.061	0.054	0.079	0.096	0.113	0.099	0.086	0.077	0.071	0.064	0.975
2004/05	0.061	0.051	0.055	0.046	0.042	0.041	0.042	0.057	0.047	0.045	0.044	0.043	0.576
2005/06	0.045	0.052	0.042	0.044	0.044	0.045	0.048	0.044	0.044	0.046	0.046	0.067	0.568

1040. Río Ginel

1940/2005
(hm³)

Serie completa

	Oct	Nov	Dic	Ene	Feb	Mar	Abr	May	Jun	Jul	Ago	Sep	Total
Máximo	0,280	0,199	0,161	0,553	0,218	0,174	0,860	0,339	0,217	0,172	0,146	1,213	2,381
Mínimo	0,037	0,037	0,039	0,036	0,035	0,034	0,037	0,042	0,040	0,042	0,041	0,040	0,503
Media	0,073	0,068	0,066	0,072	0,063	0,064	0,081	0,075	0,070	0,063	0,061	0,083	0,839

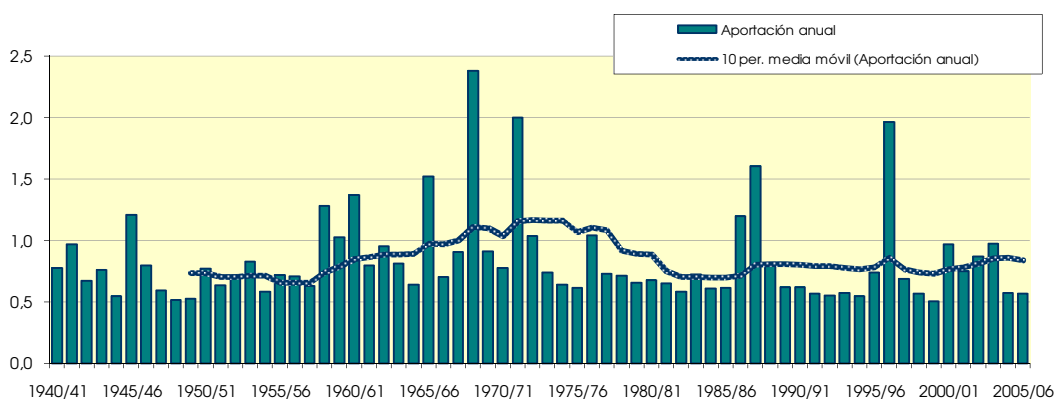
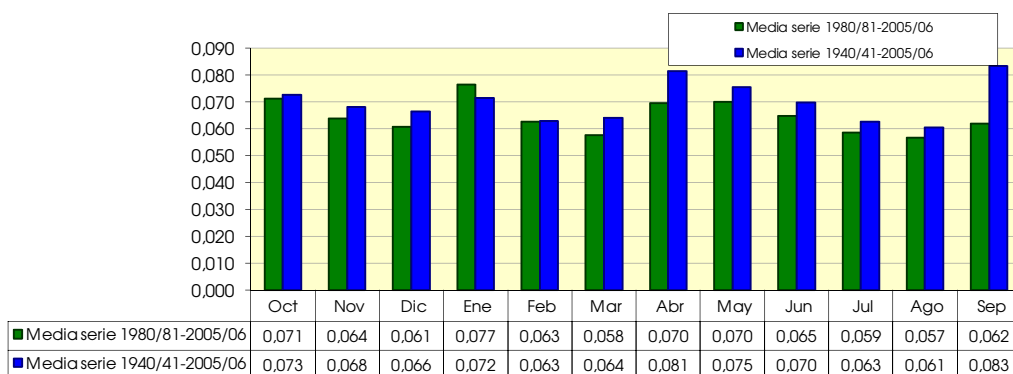
Percentil 1%	0,038	0,038	0,039	0,038	0,035	0,035	0,038	0,042	0,041	0,042	0,041	0,041	0,512
Percentil 5%	0,039	0,041	0,042	0,040	0,039	0,041	0,042	0,044	0,043	0,043	0,044	0,042	0,547
Percentil 10%	0,044	0,044	0,043	0,041	0,042	0,041	0,042	0,046	0,045	0,045	0,046	0,044	0,567
Percentil 25%	0,049	0,046	0,048	0,045	0,045	0,045	0,048	0,050	0,049	0,048	0,049	0,049	0,618
Percentil 50%	0,057	0,054	0,058	0,055	0,054	0,055	0,057	0,061	0,057	0,055	0,057	0,058	0,723
Desviación típica	0,047	0,035	0,028	0,066	0,028	0,031	0,108	0,049	0,036	0,025	0,019	0,145	0,368
Coef. variación	0,648	0,507	0,424	0,927	0,450	0,480	1,332	0,643	0,522	0,397	0,316	1,743	0,439

1980/2005
(hm³)

Serie para asignación y reserva

	Oct	Nov	Dic	Ene	Feb	Mar	Abr	May	Jun	Jul	Ago	Sep	Total
Máximo	0,280	0,131	0,159	0,553	0,218	0,174	0,317	0,164	0,217	0,156	0,133	0,158	1,966
Mínimo	0,038	0,038	0,039	0,036	0,035	0,034	0,037	0,042	0,042	0,042	0,041	0,040	0,503
Media	0,071	0,064	0,061	0,077	0,063	0,058	0,070	0,070	0,065	0,059	0,057	0,062	0,774

Percentil 1%	0,038	0,039	0,040	0,037	0,035	0,035	0,038	0,043	0,042	0,042	0,041	0,041	0,515
Percentil 5%	0,039	0,040	0,042	0,039	0,036	0,036	0,039	0,045	0,043	0,042	0,042	0,042	0,550
Percentil 10%	0,042	0,042	0,042	0,040	0,038	0,039	0,042	0,046	0,044	0,043	0,044	0,043	0,559
Percentil 25%	0,045	0,046	0,044	0,042	0,042	0,042	0,044	0,047	0,047	0,047	0,046	0,046	0,572
Percentil 50%	0,055	0,053	0,052	0,046	0,051	0,049	0,049	0,058	0,052	0,049	0,050	0,053	0,637
Desviación típica	0,052	0,025	0,026	0,101	0,037	0,028	0,058	0,034	0,037	0,026	0,020	0,026	0,342
Coef. variación	0,726	0,386	0,433	1,318	0,592	0,486	0,826	0,490	0,566	0,440	0,357	0,418	0,442



1041. Rio Lopin

(hm ²)	Oct	Nov	Dic	Ene	Feb	Mar	Abr	May	Jun	Jul	Ago	Sep	Total
1940/41	0,371	0,346	0,320	0,336	0,362	0,393	0,400	0,389	0,389	0,403	0,401	0,389	4,498
1941/42	0,369	0,362	0,347	0,327	0,317	0,316	0,498	0,506	0,471	0,443	0,448	0,457	4,859
1942/43	0,430	0,414	0,400	0,373	0,350	0,340	0,333	0,316	0,312	0,312	0,337	0,376	4,294
1943/44	0,395	0,395	0,469	0,422	0,376	0,353	0,336	0,338	0,334	0,327	0,342	0,350	4,437
1944/45	0,331	0,304	0,289	0,319	0,299	0,290	0,279	0,268	0,271	0,283	0,289	0,275	3,497
1945/46	0,249	0,271	0,290	0,296	0,276	0,264	0,354	0,907	0,827	0,720	0,657	0,594	5,704
1946/47	0,511	0,455	0,418	0,388	0,402	0,409	0,398	0,389	0,380	0,369	0,378	0,384	4,882
1947/48	0,348	0,311	0,294	0,298	0,327	0,338	0,325	0,318	0,307	0,300	0,315	0,315	3,796
1948/49	0,294	0,278	0,265	0,264	0,267	0,273	0,266	0,257	0,253	0,272	0,294	0,305	3,286
1949/50	0,292	0,279	0,275	0,262	0,258	0,261	0,271	0,281	0,284	0,290	0,296	0,276	3,325
1950/51	0,256	0,246	0,392	0,386	0,381	0,390	0,414	0,436	0,435	0,416	0,390	0,371	4,514
1951/52	0,357	0,340	0,329	0,315	0,311	0,318	0,320	0,320	0,331	0,385	0,374	0,359	4,059
1952/53	0,329	0,312	0,305	0,298	0,290	0,290	0,289	0,289	0,361	0,378	0,377	0,363	3,880
1953/54	0,355	0,336	0,348	0,325	0,319	0,400	0,401	0,391	0,373	0,352	0,337	0,323	4,259
1954/55	0,306	0,298	0,291	0,294	0,317	0,326	0,315	0,305	0,306	0,314	0,330	0,323	3,724
1955/56	0,300	0,290	0,300	0,300	0,293	0,312	0,316	0,523	0,444	0,423	0,423	0,408	4,333
1956/57	0,374	0,354	0,334	0,300	0,296	0,302	0,295	0,333	0,547	0,446	0,436	0,408	4,426
1957/58	0,411	0,378	0,348	0,327	0,314	0,310	0,325	0,331	0,323	0,322	0,328	0,334	4,051
1958/59	0,327	0,326	0,551	0,421	0,465	1,527	0,763	0,961	0,853	0,759	0,678	0,678	8,309
1959/60	0,640	0,677	0,597	0,575	0,558	0,550	0,509	0,475	0,462	0,449	0,434	0,409	6,334
1960/61	1,987	0,942	0,912	0,812	0,725	0,655	0,600	0,556	0,528	0,520	0,509	0,488	9,235
1961/62	0,469	0,471	0,442	0,419	0,428	0,418	0,404	0,398	0,388	0,383	0,408	0,421	5,050
1962/63	0,403	0,383	0,361	0,351	0,373	0,386	0,380	0,376	0,369	0,368	0,367	0,511	4,628
1963/64	0,470	0,440	0,427	0,390	0,427	0,423	0,399	0,382	0,382	0,390	0,390	0,376	4,897
1964/65	0,363	0,343	0,346	0,342	0,338	0,338	0,341	0,341	0,327	0,310	0,297	0,293	3,979
1965/66	3,920	1,166	0,992	0,975	0,903	0,772	0,686	0,618	0,567	0,528	0,502	0,472	12,102
1966/67	0,488	0,453	0,436	0,400	0,380	0,379	0,353	0,336	0,333	0,335	0,338	0,321	4,554
1967/68	0,304	0,679	0,468	0,425	0,416	0,542	0,473	0,457	0,423	0,409	0,402	0,379	5,378
1968/69	0,353	0,809	0,607	0,542	0,508	0,715	3,282	1,562	1,319	1,125	0,972	0,835	12,628
1969/70	0,744	0,656	0,586	0,552	0,510	0,460	0,433	0,421	0,404	0,403	0,395	0,364	5,928
1970/71	0,332	0,304	0,294	0,287	0,281	0,277	0,335	0,458	0,422	0,415	0,433	0,429	4,267
1971/72	0,385	0,363	0,470	0,422	0,422	0,427	0,418	0,410	0,453	0,412	0,399	1,390	5,971
1972/73	0,900	0,774	0,668	0,577	0,498	0,442	0,416	0,405	0,451	0,438	0,446	0,433	6,448
1973/74	0,383	0,340	0,310	0,300	0,313	0,421	0,406	0,391	0,374	0,363	0,369	0,356	4,326
1974/75	0,339	0,338	0,328	0,304	0,291	0,297	0,313	0,334	0,334	0,333	0,365	0,372	3,948
1975/76	0,328	0,308	0,321	0,292	0,294	0,294	0,310	0,310	0,298	0,291	0,290	0,280	3,615
1976/77	0,278	0,273	0,291	0,736	0,577	0,539	0,493	0,523	0,535	0,514	0,484	0,455	5,699
1977/78	0,431	0,394	0,363	0,352	0,358	0,367	0,363	0,365	0,366	0,365	0,360	0,347	4,432
1978/79	0,330	0,303	0,299	0,326	0,343	0,359	0,359	0,370	0,379	0,378	0,357	0,331	4,133
1979/80	0,335	0,323	0,313	0,299	0,289	0,295	0,301	0,303	0,301	0,300	0,329	0,348	3,736
1980/81	0,341	0,329	0,315	0,302	0,298	0,307	0,350	0,346	0,333	0,316	0,302	0,289	3,828
1981/82	0,269	0,256	0,266	0,285	0,306	0,316	0,316	0,316	0,313	0,309	0,303	0,280	3,534
1982/83	0,276	0,274	0,273	0,270	0,266	0,272	0,295	0,305	0,304	0,333	0,351	0,330	3,550
1983/84	0,297	0,325	0,319	0,310	0,300	0,291	0,284	0,343	0,347	0,329	0,303	0,276	3,725
1984/85	0,253	0,282	0,277	0,273	0,287	0,298	0,294	0,301	0,303	0,303	0,329	0,341	3,542
1985/86	0,312	0,283	0,283	0,286	0,302	0,308	0,304	0,305	0,305	0,302	0,314	0,369	3,673
1986/87	2,491	0,801	0,673	0,612	0,625	0,548	0,489	0,448	0,397	0,371	0,374	0,374	8,203
1987/88	0,377	0,381	0,379	0,596	0,476	0,429	1,262	1,122	1,296	1,025	0,892	0,781	9,016
1988/89	0,684	0,590	0,506	0,440	0,413	0,409	0,398	0,376	0,352	0,340	0,352	0,355	5,215
1989/90	0,330	0,340	0,344	0,337	0,313	0,289	0,279	0,279	0,303	0,305	0,314	0,324	3,757
1990/91	0,321	0,299	0,279	0,269	0,296	0,310	0,318	0,308	0,294	0,281	0,287	0,333	3,594
1991/92	0,307	0,297	0,287	0,260	0,243	0,239	0,249	0,261	0,300	0,291	0,290	0,281	3,305
1992/93	0,288	0,289	0,279	0,269	0,258	0,255	0,258	0,268	0,274	0,276	0,270	0,272	3,255
1993/94	0,277	0,276	0,273	0,272	0,272	0,278	0,281	0,288	0,291	0,313	0,339	0,343	3,505
1994/95	0,323	0,305	0,291	0,278	0,278	0,278	0,275	0,271	0,271	0,284	0,297	0,280	3,431
1995/96	0,258	0,254	0,274	0,384	0,379	0,368	0,351	0,342	0,338	0,338	0,331	0,315	3,932
1996/97	0,292	0,296	0,761	2,982	1,349	1,128	0,960	0,882	0,778	0,696	0,647	0,585	11,356
1997/98	0,529	0,490	0,462	0,418	0,374	0,350	0,336	0,326	0,324	0,319	0,324	0,319	4,570
1998/99	0,299	0,285	0,273	0,253	0,249	0,274	0,295	0,303	0,302	0,302	0,294	0,288	3,417
1999/00	0,283	0,279	0,266	0,249	0,235	0,231	0,251	0,271	0,283	0,276	0,269	0,268	3,161
2000/01	0,847	0,594	0,534	0,502	0,457	0,431	0,415	0,400	0,389	0,379	0,386	0,373	5,707
2001/02	0,334	0,317	0,301	0,271	0,258	0,254	0,251	0,685	0,547	0,498	0,464	0,430	4,609
2002/03	0,388	0,368	0,356	0,346	0,350	0,351	0,364	0,481	0,463	0,456	0,443	0,493	4,861
2003/04	0,467	0,443	0,401	0,371	0,399	0,476	0,809	0,720	0,628	0,568	0,529	0,476	6,288
2004/05	0,423	0,387	0,365	0,342	0,323	0,316	0,317	0,322	0,319	0,323	0,321	0,304	4,062
2005/06	0,292	0,297	0,292	0,287	0,297	0,314	0,316	0,301	0,295	0,317	0,318	0,299	3,626

1041. Río Lopin

1940/2005
(hm³)

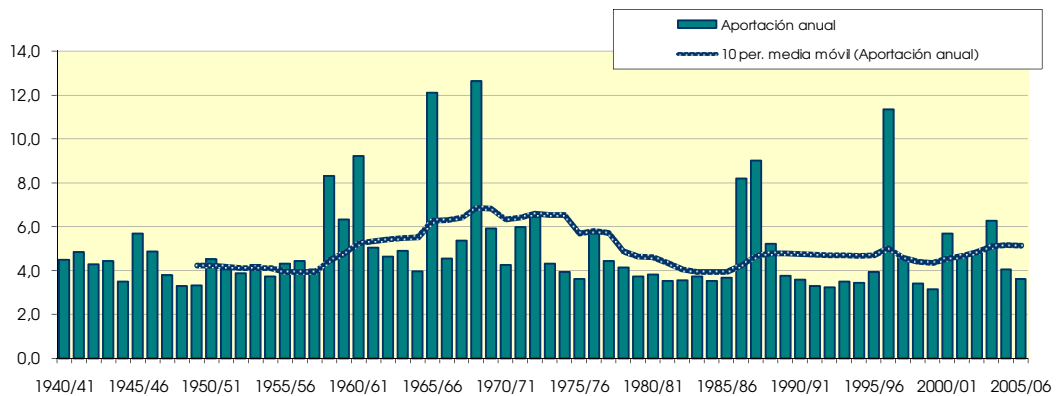
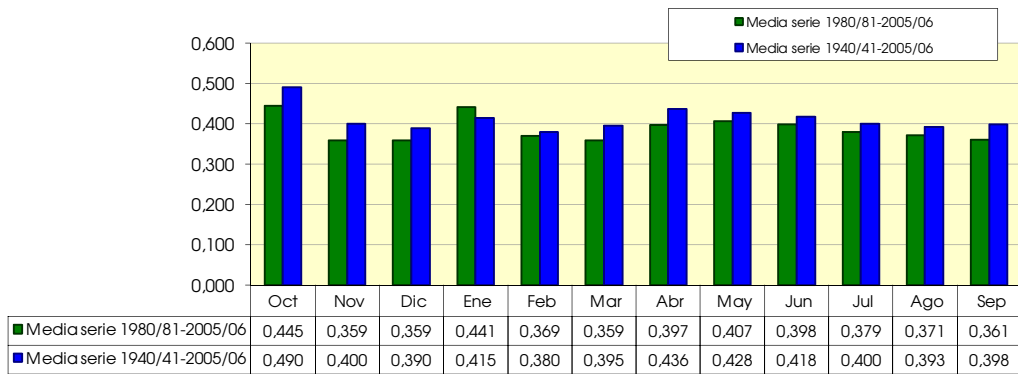
Serie completa

	Oct	Nov	Dic	Ene	Feb	Mar	Abr	May	Jun	Jul	Ago	Sep	Total
Máximo	3,920	1,166	0,992	2,982	1,349	1,527	3,282	1,562	1,319	1,125	0,972	1,390	12,628
Mínimo	0,249	0,246	0,265	0,249	0,235	0,231	0,249	0,257	0,253	0,272	0,269	0,268	3,161
Media	0,490	0,400	0,390	0,415	0,380	0,395	0,436	0,428	0,418	0,400	0,393	0,398	4,942
Percentil 1%	0,252	0,252	0,265	0,252	0,240	0,237	0,250	0,259	0,264	0,274	0,269	0,271	3,222
Percentil 5%	0,260	0,272	0,273	0,262	0,258	0,256	0,260	0,269	0,276	0,281	0,289	0,276	3,310
Percentil 10%	0,278	0,277	0,275	0,269	0,267	0,273	0,277	0,280	0,292	0,290	0,294	0,280	3,464
Percentil 25%	0,301	0,297	0,291	0,292	0,293	0,295	0,302	0,306	0,305	0,311	0,316	0,316	3,725
Percentil 50%	0,340	0,337	0,332	0,327	0,321	0,338	0,339	0,345	0,356	0,357	0,359	0,358	4,310
Desviación típica	0,553	0,179	0,151	0,349	0,169	0,201	0,395	0,224	0,202	0,158	0,130	0,167	2,051
Coef. variación	1,128	0,448	0,388	0,841	0,445	0,509	0,905	0,524	0,483	0,395	0,330	0,419	0,415

1980/2005
(hm³)

Serie para asignación y reserva

	Oct	Nov	Dic	Ene	Feb	Mar	Abr	May	Jun	Jul	Ago	Sep	Total
Máximo	2,491	0,801	0,761	2,982	1,349	1,128	1,262	1,122	1,296	1,025	0,892	0,781	11,356
Mínimo	0,253	0,254	0,266	0,249	0,235	0,231	0,249	0,261	0,271	0,276	0,269	0,268	3,161
Media	0,445	0,359	0,359	0,441	0,369	0,359	0,397	0,407	0,398	0,379	0,371	0,361	4,643
Percentil 1%	0,255	0,255	0,266	0,250	0,237	0,233	0,249	0,262	0,272	0,276	0,269	0,269	3,184
Percentil 5%	0,260	0,260	0,268	0,255	0,244	0,243	0,251	0,269	0,276	0,277	0,274	0,273	3,267
Percentil 10%	0,273	0,275	0,273	0,264	0,253	0,255	0,254	0,271	0,287	0,282	0,288	0,278	3,361
Percentil 25%	0,289	0,283	0,278	0,271	0,274	0,278	0,282	0,301	0,300	0,302	0,302	0,288	3,536
Percentil 50%	0,317	0,302	0,296	0,294	0,301	0,309	0,316	0,319	0,316	0,318	0,322	0,327	3,741
Desviación típica	0,439	0,129	0,129	0,528	0,218	0,174	0,241	0,212	0,219	0,164	0,136	0,115	2,011
Coef. variación	0,988	0,359	0,361	1,197	0,591	0,487	0,609	0,522	0,549	0,434	0,368	0,319	0,433



1042. Barranco de la Riera Comte

(hm ²)	Oct	Nov	Dic	Ene	Feb	Mar	Abr	May	Jun	Jul	Ago	Sep	Total
1940/41	1,089	0,910	0,777	0,956	0,905	0,781	0,676	0,591	0,518	0,454	0,398	0,432	8,487
1941/42	0,432	0,384	0,348	0,310	0,277	0,257	0,768	0,628	0,542	0,469	0,414	0,372	5,201
1942/43	0,335	0,350	0,351	0,316	0,276	0,259	0,247	0,221	0,199	0,185	0,201	0,399	3,339
1943/44	0,459	0,419	1,378	1,087	0,999	0,880	0,751	0,650	0,566	0,489	0,428	0,409	8,516
1944/45	0,390	0,348	0,307	0,495	0,448	0,389	0,339	0,294	0,262	0,235	0,212	0,190	3,908
1945/46	0,169	0,316	0,313	0,358	0,345	0,312	1,643	1,618	1,443	1,230	1,051	0,899	9,697
1946/47	0,802	0,710	0,608	0,535	0,515	0,488	0,432	0,378	0,333	0,295	0,268	0,248	5,612
1947/48	0,263	0,261	0,230	0,208	0,197	0,192	0,181	0,167	0,153	0,140	0,133	0,130	2,254
1948/49	0,125	0,116	0,161	0,185	0,172	0,229	0,247	0,298	0,320	0,282	0,256	0,446	2,837
1949/50	0,436	0,378	0,362	0,322	0,283	0,251	0,227	0,305	0,353	0,309	0,275	0,242	3,744
1950/51	0,278	0,291	0,317	0,379	0,381	0,362	0,462	0,516	0,484	0,423	0,368	0,820	5,081
1951/52	1,251	1,196	1,263	1,229	1,059	0,916	0,799	0,707	0,628	0,544	0,474	0,411	10,480
1952/53	0,368	0,330	0,288	0,252	0,223	0,211	0,201	0,182	0,236	0,257	0,232	0,215	2,994
1953/54	0,267	0,294	0,435	0,477	0,421	0,423	0,405	0,385	0,360	0,318	0,279	0,246	4,307
1954/55	0,220	0,196	0,194	0,327	0,381	0,356	0,310	0,271	0,271	0,263	0,240	0,224	3,254
1955/56	0,229	0,224	0,246	0,275	0,265	0,406	0,449	0,491	0,479	0,418	0,370	0,339	4,193
1956/57	0,311	0,285	0,257	0,223	0,198	0,180	0,173	0,394	0,953	0,804	0,691	0,593	5,062
1957/58	0,793	0,778	0,750	0,749	0,676	0,578	0,500	0,434	0,376	0,328	0,290	0,258	6,511
1958/59	0,242	0,241	0,416	0,425	0,603	0,913	0,873	0,754	0,654	0,564	0,488	1,482	7,655
1959/60	1,583	1,651	1,455	1,263	1,118	1,080	0,992	0,856	0,816	0,758	0,653	0,590	12,813
1960/61	0,711	0,669	0,939	0,904	0,810	0,694	0,598	0,563	0,526	0,460	0,405	0,395	7,674
1961/62	0,413	0,565	0,492	0,457	0,506	0,506	0,478	0,441	0,392	0,345	0,310	0,297	5,203
1962/63	0,680	0,714	0,635	0,566	0,529	0,478	0,416	0,367	0,327	0,291	0,266	1,010	6,277
1963/64	0,847	0,724	0,666	0,588	0,518	0,461	0,400	0,352	0,315	0,284	0,254	0,258	5,668
1964/65	0,249	0,230	0,992	0,766	0,677	0,592	0,513	0,448	0,391	0,339	0,299	0,270	5,765
1965/66	0,770	0,729	0,630	0,563	0,513	0,453	0,397	0,351	0,314	0,282	0,254	0,230	5,486
1966/67	0,463	0,391	0,345	0,304	0,274	0,253	0,244	0,227	0,203	0,186	0,176	0,164	3,229
1967/68	0,203	5,576	1,675	1,422	1,212	1,089	0,961	0,840	0,751	0,648	0,569	0,497	15,442
1968/69	0,428	0,467	0,463	0,542	0,517	0,619	3,473	1,570	1,357	1,156	0,986	0,911	12,490
1969/70	1,632	1,431	1,290	1,210	1,063	0,902	0,771	0,709	0,649	0,571	0,494	0,425	11,148
1970/71	0,409	0,387	0,431	0,425	0,377	0,352	0,352	0,382	0,358	0,315	0,285	3,249	7,323
1971/72	1,544	1,703	3,705	3,691	2,629	2,300	1,982	1,742	1,580	1,378	1,174	1,922	25,350
1972/73	1,964	1,680	1,430	1,209	1,021	0,866	0,743	0,641	0,687	0,591	0,520	0,455	11,809
1973/74	0,390	0,339	0,364	0,334	0,295	1,765	1,035	0,954	0,830	0,710	0,642	0,580	8,237
1974/75	0,500	0,434	0,376	0,323	0,286	0,269	0,249	0,788	0,648	0,564	0,494	0,456	5,387
1975/76	0,404	0,348	0,445	0,410	0,355	0,317	0,297	0,274	0,242	0,214	0,200	0,187	3,693
1976/77	0,196	0,187	0,542	0,804	0,783	0,676	0,692	1,145	1,270	1,098	0,942	0,805	9,140
1977/78	0,700	0,612	0,547	0,483	0,425	0,380	0,375	0,345	0,308	0,277	0,246	0,219	4,918
1978/79	0,198	0,178	0,165	0,356	0,353	0,318	0,287	0,262	0,239	0,216	0,194	0,176	2,942
1979/80	0,330	0,333	0,291	0,254	0,249	0,237	0,213	0,222	0,216	0,193	0,181	0,171	2,890
1980/81	0,156	0,209	0,236	0,209	0,198	0,189	0,466	0,460	0,588	0,503	0,432	0,390	4,038
1981/82	0,341	0,295	0,261	0,264	0,305	0,318	0,306	0,284	0,257	0,230	0,215	0,202	3,278
1982/83	0,837	0,752	0,659	0,563	0,483	0,418	0,366	0,322	0,284	0,258	0,293	0,290	5,525
1983/84	0,252	0,662	0,597	0,519	0,450	0,415	0,378	0,573	0,519	0,447	0,384	0,329	5,524
1984/85	0,283	0,291	0,280	0,248	0,226	0,208	0,190	0,214	0,213	0,198	0,187	0,256	2,795
1985/86	0,317	0,326	0,304	0,267	0,242	0,228	0,229	0,211	0,190	0,172	0,160	0,155	2,798
1986/87	0,568	0,548	0,475	0,481	0,462	0,412	0,357	0,313	0,274	0,241	0,219	0,202	4,554
1987/88	1,249	0,973	0,986	1,212	1,097	0,929	1,275	1,143	1,015	0,885	0,758	0,656	12,177
1988/89	0,570	0,530	0,482	0,411	0,376	0,354	0,369	0,330	0,288	0,253	0,244	0,328	4,535
1989/90	0,343	0,609	0,793	0,758	0,667	0,566	0,484	0,430	0,381	0,333	0,294	0,262	5,921
1990/91	0,448	0,437	0,380	0,358	0,354	0,767	0,632	0,544	0,467	0,402	0,351	0,316	5,458
1991/92	0,353	0,329	0,393	0,400	0,356	0,310	0,275	0,332	0,545	0,509	0,441	0,546	4,788
1992/93	0,508	0,464	0,401	0,347	0,302	0,272	0,250	0,234	0,214	0,192	0,173	0,161	3,519
1993/94	0,183	0,186	0,170	0,153	0,141	0,131	0,127	0,128	0,125	0,122	0,121	0,213	1,798
1994/95	1,593	1,166	0,939	0,799	0,683	0,585	0,504	0,437	0,379	0,333	0,296	0,259	7,974
1995/96	0,226	0,218	0,501	0,882	0,790	0,693	0,608	0,532	0,461	0,401	0,356	0,324	5,993
1996/97	0,297	0,275	0,446	1,745	1,089	0,926	0,791	0,679	0,595	0,523	0,459	0,405	8,231
1997/98	0,355	0,314	0,432	0,506	0,464	0,406	0,354	0,314	0,280	0,247	0,221	0,197	4,088
1998/99	0,178	0,161	0,331	0,315	0,277	0,275	0,273	0,308	0,307	0,270	0,237	0,225	3,157
1999/00	0,218	0,206	0,189	0,183	0,169	0,154	0,190	0,209	0,194	0,176	0,158	0,144	2,192
2000/01	0,720	0,632	0,632	0,573	0,496	0,431	0,386	0,361	0,330	0,308	0,288	0,270	5,425
2001/02	0,249	0,254	0,251	0,226	0,203	0,211	0,253	0,672	0,674	0,580	0,517	0,470	4,559
2002/03	0,422	0,374	0,328	0,289	0,370	0,419	0,393	0,599	0,613	0,531	0,464	0,425	5,228
2003/04	0,408	0,466	0,455	0,401	0,393	0,457	0,629	0,689	0,635	0,545	0,472	0,411	5,962
2004/05	0,357	0,309	0,309	0,289	0,252	0,222	0,199	0,183	0,168	0,154	0,143	0,171	2,755
2005/06	0,271	0,471	0,500	0,688	0,666	0,583	0,503	0,432	0,373	0,329	0,292	0,379	5,487

1042. Barranco de la Riera Comte

1940/2005

(hm³)

Serie completa

	Oct	Nov	Dic	Ene	Feb	Mar	Abr	May	Jun	Jul	Ago	Sep	Total
Máximo	1,964	5,576	3,705	3,691	2,629	2,300	3,473	1,742	1,580	1,378	1,174	3,249	25,350
Mínimo	0,125	0,116	0,161	0,153	0,141	0,131	0,127	0,128	0,125	0,122	0,121	0,130	1,798
Media	0,527	0,588	0,585	0,592	0,525	0,513	0,545	0,511	0,484	0,425	0,376	0,449	6,118

Percentil 1%	0,145	0,145	0,163	0,172	0,159	0,146	0,157	0,153	0,143	0,134	0,129	0,139	2,054
Percentil 5%	0,179	0,186	0,191	0,208	0,198	0,190	0,190	0,189	0,191	0,173	0,159	0,162	2,765
Percentil 10%	0,201	0,207	0,241	0,237	0,213	0,211	0,207	0,218	0,208	0,189	0,178	0,173	2,863
Percentil 25%	0,264	0,291	0,310	0,311	0,278	0,270	0,274	0,300	0,275	0,254	0,233	0,225	3,706
Percentil 50%	0,390	0,381	0,433	0,425	0,407	0,414	0,398	0,412	0,378	0,331	0,294	0,326	5,308
Desviación típica	0,412	0,723	0,521	0,518	0,383	0,368	0,497	0,336	0,311	0,265	0,222	0,464	3,782
Coef. variación	0,781	1,228	0,890	0,875	0,731	0,717	0,913	0,658	0,642	0,623	0,592	1,035	0,618

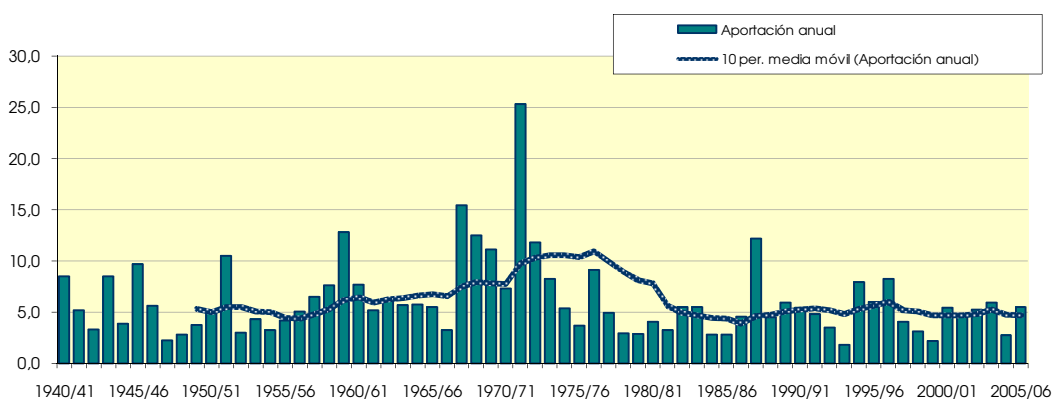
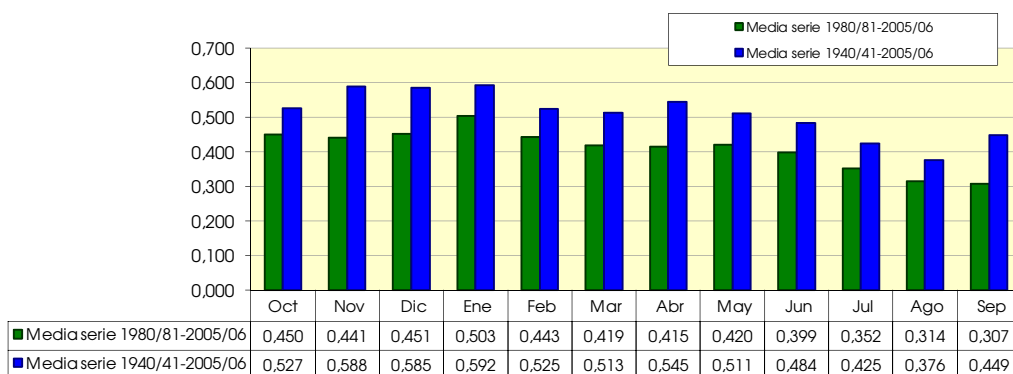
1980/2005

(hm³)

Serie para asignación y reserva

	Oct	Nov	Dic	Ene	Feb	Mar	Abr	May	Jun	Jul	Ago	Sep	Total
Máximo	1,593	1,166	0,986	1,745	1,097	0,929	1,275	1,143	1,015	0,885	0,758	0,656	12,177
Mínimo	0,156	0,161	0,170	0,153	0,141	0,131	0,127	0,128	0,125	0,122	0,121	0,144	1,798
Media	0,450	0,441	0,451	0,503	0,443	0,419	0,415	0,420	0,399	0,352	0,314	0,307	4,914

Percentil 1%	0,161	0,167	0,174	0,161	0,148	0,137	0,142	0,142	0,136	0,130	0,127	0,147	1,897
Percentil 5%	0,179	0,191	0,201	0,189	0,176	0,163	0,190	0,189	0,173	0,158	0,147	0,156	2,333
Percentil 10%	0,201	0,207	0,244	0,218	0,201	0,199	0,195	0,210	0,192	0,174	0,159	0,166	2,775
Percentil 25%	0,256	0,279	0,305	0,272	0,258	0,239	0,258	0,290	0,261	0,232	0,216	0,205	3,338
Percentil 50%	0,348	0,352	0,416	0,400	0,373	0,409	0,368	0,347	0,352	0,318	0,292	0,280	4,673
Desviación típica	0,333	0,246	0,212	0,355	0,255	0,222	0,238	0,219	0,205	0,175	0,146	0,127	2,177
Coef. variación	0,739	0,558	0,470	0,706	0,577	0,530	0,574	0,521	0,513	0,498	0,466	0,412	0,443



1101. Embalse de Oteiza

1940/2005
(hm³)

Serie completa

	Oct	Nov	Dic	Ene	Feb	Mar	Abr	May	Jun	Jul	Ago	Sep	Total
Máximo	72,635	185,767	195,664	170,833	184,173	121,586	111,783	104,293	92,620	37,813	58,626	45,874	948,540
Mínimo	1,089	2,132	7,930	7,121	6,679	6,819	11,499	9,231	4,698	2,910	2,295	1,078	152,736
Media	15,959	33,745	57,608	61,055	64,686	54,008	50,312	37,272	21,411	11,540	9,275	8,331	425,202

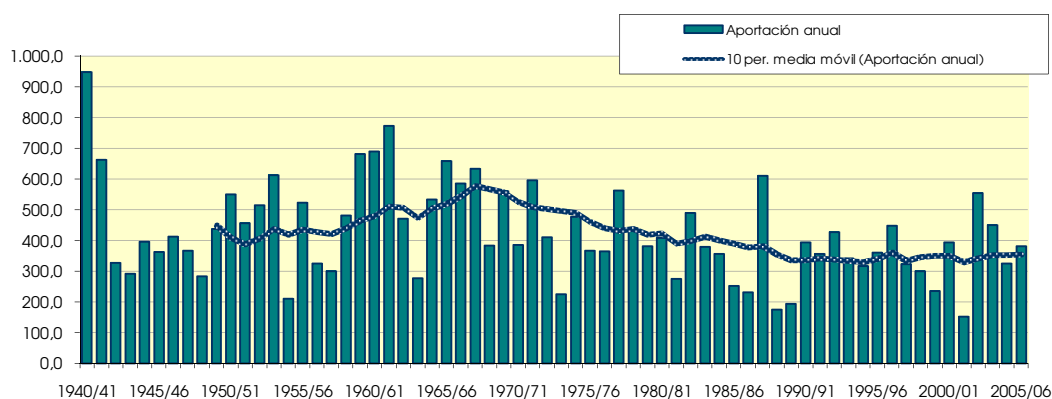
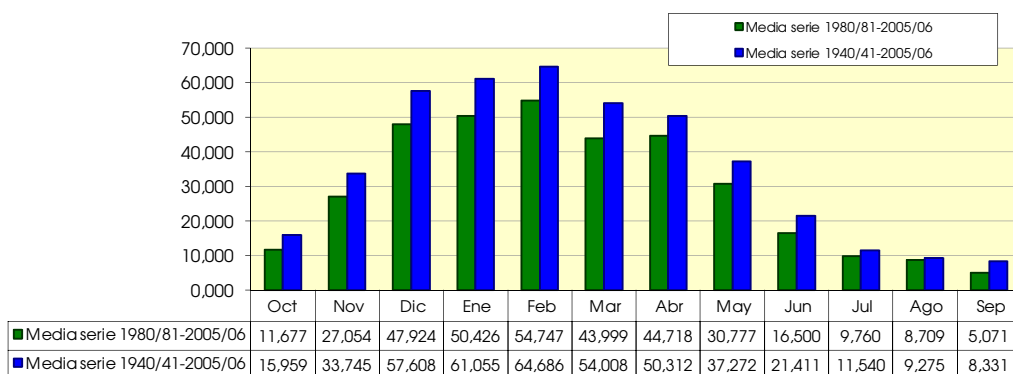
Percentil 1%	1,099	4,641	8,114	8,646	11,012	10,059	12,331	11,992	5,341	3,152	2,447	1,107	166,971
Percentil 5%	2,651	7,445	11,716	15,066	20,886	20,538	21,729	14,143	7,628	4,577	3,419	1,591	214,045
Percentil 10%	3,807	8,986	17,421	20,848	23,785	21,885	24,768	15,215	8,408	4,882	3,828	2,117	244,373
Percentil 25%	7,366	12,828	29,129	34,636	34,910	37,228	34,707	23,929	12,069	7,229	5,284	4,067	324,897
Percentil 50%	11,683	22,321	45,313	54,207	49,544	54,590	46,007	29,929	17,606	10,437	7,349	7,081	393,418
Desviación típica	15,420	32,369	39,757	35,965	40,880	25,073	23,293	20,775	14,587	6,447	7,850	6,749	152,773
Coef. variación	0,966	0,959	0,690	0,589	0,632	0,464	0,463	0,557	0,681	0,559	0,846	0,810	0,359

1980/2005
(hm³)

Serie para asignación y reserva

	Oct	Nov	Dic	Ene	Feb	Mar	Abr	May	Jun	Jul	Ago	Sep	Total
Máximo	61,849	64,513	105,474	119,365	160,126	82,738	106,504	75,587	55,378	37,813	58,626	12,783	611,045
Mínimo	1,089	2,132	7,930	7,121	6,679	6,819	11,499	13,478	4,698	2,910	2,295	1,078	152,736
Media	11,677	27,054	47,924	50,426	54,747	43,999	44,718	30,777	16,500	9,760	8,709	5,071	351,363

Percentil 1%	1,093	3,097	8,001	7,708	8,346	8,065	11,920	13,626	4,945	3,003	2,353	1,089	158,211
Percentil 5%	1,181	6,112	9,589	9,698	15,190	11,965	15,963	14,082	6,077	3,595	2,724	1,172	179,697
Percentil 10%	1,988	7,858	15,954	14,095	21,050	16,517	25,431	14,481	7,419	4,593	3,328	1,522	213,299
Percentil 25%	4,291	13,534	30,074	28,908	33,026	25,667	31,391	19,303	9,223	5,927	3,902	2,535	280,895
Percentil 50%	8,197	19,227	42,592	47,839	43,670	50,071	40,992	27,389	13,404	7,585	4,953	4,127	356,748
Desviación típica	12,206	18,079	26,553	30,147	34,194	20,223	22,392	15,391	11,728	7,860	11,631	3,363	110,508
Coef. variación	1,045	0,668	0,554	0,598	0,625	0,460	0,501	0,500	0,711	0,805	1,335	0,663	0,315



1102. Embalse de Riomayor

(hm ²)	Oct	Nov	Dic	Ene	Feb	Mar	Abr	May	Jun	Jul	Ago	Sep	Total
1940/41	4,318	0,156	0,291	2,020	2,946	0,614	1,073	3,472	0,559	0,077	0,004	0,038	15,568
1941/42	0,003	0,266	0,036	0,465	0,474	0,296	2,894	0,058	0,022	0,002	0,038	0,197	4,751
1942/43	0,035	0,060	0,227	0,337	0,203	0,123	0,750	0,008	0,003	0,015	0,002	0,508	2,273
1943/44	0,014	0,016	0,260	0,005	0,449	0,031	0,269	0,346	0,097	0,003	0,022	0,129	1,640
1944/45	0,214	0,122	0,535	1,572	0,040	0,226	0,006	0,019	0,088	0,044	0,062	0,002	2,930
1945/46	0,056	0,230	0,389	0,046	0,049	0,174	1,404	5,163	0,057	0,002	0,002	0,001	7,573
1946/47	0,002	0,006	1,326	0,229	3,435	1,255	0,014	1,190	0,019	0,001	0,061	0,015	7,554
1947/48	0,010	0,005	0,250	2,080	0,200	0,089	0,274	0,091	0,004	0,006	0,002	0,002	3,014
1948/49	0,004	0,003	0,016	0,006	0,010	0,146	0,023	0,020	0,060	0,002	0,002	1,986	2,276
1949/50	0,012	0,257	0,130	0,251	0,912	0,296	0,272	0,419	0,004	0,001	0,001	0,001	2,555
1950/51	0,007	0,026	2,398	1,178	2,655	1,474	0,810	1,803	0,933	0,009	0,005	0,001	11,299
1951/52	0,009	0,059	0,075	0,313	0,415	0,444	0,950	0,445	0,344	0,790	0,469	0,037	4,348
1952/53	0,848	0,416	0,729	0,905	1,022	0,025	0,834	0,086	0,433	0,004	0,001	0,143	5,445
1953/54	1,026	0,012	0,572	0,853	0,906	1,344	0,012	0,027	0,015	0,003	0,002	0,003	4,776
1954/55	0,002	0,053	0,036	0,372	0,781	0,065	0,003	0,016	0,022	0,009	0,001	0,001	1,361
1955/56	0,620	0,017	0,398	0,787	0,397	1,437	0,507	6,003	0,028	0,001	0,005	0,326	10,525
1956/57	0,038	0,326	0,101	0,148	0,377	0,101	0,096	0,538	0,931	0,005	0,001	0,003	2,664
1957/58	0,003	0,018	0,012	0,531	0,142	0,542	0,473	0,204	0,291	0,004	0,014	0,096	2,330
1958/59	0,005	0,213	2,266	0,300	0,259	1,617	0,733	2,147	0,053	0,032	0,003	1,436	9,062
1959/60	1,916	3,468	5,830	2,340	2,072	2,232	0,069	0,247	0,002	0,002	0,001	0,025	18,203
1960/61	1,211	0,540	4,410	1,598	0,052	0,003	0,427	0,783	0,012	0,001	0,002	1,603	10,642
1961/62	1,117	7,122	0,957	3,314	6,733	2,427	1,418	1,719	0,010	0,002	0,001	0,053	24,872
1962/63	0,010	0,148	0,118	0,803	0,767	0,766	1,754	0,020	0,392	0,013	0,050	0,008	4,849
1963/64	0,007	0,231	0,547	0,075	1,063	1,065	0,962	0,078	0,015	0,001	0,001	0,010	4,056
1964/65	0,194	0,354	0,259	0,848	0,808	1,512	1,119	0,169	0,002	0,000	0,001	0,187	5,454
1965/66	0,453	1,019	0,998	0,958	4,165	1,114	2,042	1,201	0,537	0,012	0,001	0,001	12,501
1966/67	1,341	5,311	1,174	0,962	1,090	0,229	1,276	0,498	0,061	0,002	0,001	0,004	11,952
1967/68	0,262	5,714	1,505	0,928	1,450	2,299	3,221	2,297	0,046	0,001	0,082	0,002	17,807
1968/69	0,001	0,273	0,781	0,437	0,852	2,583	5,338	1,676	1,200	0,003	0,001	0,484	13,630
1969/70	0,008	0,052	2,255	5,427	4,888	0,250	0,101	0,148	0,139	0,002	0,002	0,001	13,273
1970/71	0,010	0,052	0,149	0,685	0,098	0,462	1,311	3,193	0,802	0,122	0,001	0,051	6,936
1971/72	0,002	0,153	0,268	1,604	2,196	0,718	0,121	0,156	0,132	0,002	0,029	0,242	5,623
1972/73	0,228	0,622	0,689	0,570	0,841	0,036	0,324	0,373	0,283	0,034	0,002	0,002	4,002
1973/74	0,002	0,002	0,021	0,059	0,449	1,180	0,302	0,086	0,009	0,003	0,002	0,002	2,117
1974/75	0,277	0,428	0,063	0,361	0,809	1,212	2,700	2,746	0,009	0,001	0,003	0,276	8,884
1975/76	0,005	1,824	1,311	0,359	1,369	0,759	1,211	0,333	0,005	0,005	0,028	0,010	7,220
1976/77	0,155	0,104	1,268	1,025	0,323	0,438	0,444	1,696	2,268	0,046	0,005	0,001	7,773
1977/78	0,302	0,137	0,464	6,347	1,039	0,869	3,845	0,776	0,301	0,002	0,001	0,001	14,085
1978/79	0,002	0,037	0,303	2,833	1,692	0,929	2,033	0,958	0,211	0,025	0,001	0,006	9,029
1979/80	0,393	0,804	0,866	0,349	1,204	3,029	0,475	1,040	0,648	0,006	0,001	0,007	8,823
1980/81	0,384	0,979	1,253	0,487	0,571	0,651	2,634	0,439	0,022	0,003	0,001	0,002	7,425
1981/82	0,040	0,003	0,948	0,306	0,486	0,276	0,052	0,052	0,003	0,004	0,002	0,010	2,182
1982/83	0,131	0,762	2,146	0,011	2,079	1,226	1,213	0,172	0,004	0,007	0,246	0,005	8,003
1983/84	0,002	0,298	0,554	0,530	1,099	2,387	0,360	2,171	0,080	0,001	0,002	0,003	7,487
1984/85	0,120	4,512	0,292	0,736	0,440	1,691	0,384	1,565	0,008	0,002	0,001	0,001	9,754
1985/86	0,024	0,135	0,149	0,496	0,451	0,162	0,518	0,206	0,002	0,000	0,001	0,008	2,152
1986/87	0,155	0,007	0,101	0,253	0,686	0,395	0,285	0,026	0,050	0,020	0,001	0,001	1,980
1987/88	2,043	0,474	2,184	2,929	1,638	0,478	7,307	2,638	5,816	0,142	0,003	0,001	25,653
1988/89	0,013	0,002	0,003	0,002	0,080	0,004	1,187	0,043	0,001	0,018	0,008	0,002	1,363
1989/90	0,001	0,153	0,150	0,264	0,016	0,002	0,392	0,215	0,054	0,002	0,001	0,015	1,264
1990/91	0,126	0,340	0,318	0,187	0,318	0,414	4,638	0,151	0,013	0,001	0,000	0,109	6,614
1991/92	0,769	1,770	0,028	0,002	0,007	1,363	0,338	1,731	1,050	0,005	0,015	0,059	7,138
1992/93	1,603	0,083	1,094	0,009	0,182	0,157	0,860	1,089	0,551	0,003	0,002	0,009	5,641
1993/94	0,196	0,030	0,547	0,288	0,162	0,005	0,092	0,197	0,006	0,001	0,001	0,005	1,530
1994/95	0,467	0,222	0,543	0,965	0,755	0,377	0,033	0,010	0,001	0,001	0,001	0,001	3,375
1995/96	0,001	0,233	3,380	3,787	4,741	1,280	1,633	0,030	0,003	0,017	0,001	0,012	15,118
1996/97	0,005	0,210	1,507	6,038	0,028	0,002	0,346	1,401	0,409	0,466	0,379	0,004	10,795
1997/98	0,002	1,643	2,691	0,314	0,864	0,473	0,354	0,101	0,394	0,003	0,001	0,074	6,913
1998/99	0,016	0,091	0,071	0,204	0,413	0,434	0,229	0,332	0,006	0,244	0,002	0,102	2,144
1999/00	0,060	0,276	0,584	0,044	0,006	0,062	0,662	0,439	0,013	0,004	0,013	0,001	2,164
2000/01	0,350	1,343	0,743	2,512	0,071	2,399	0,290	0,020	0,001	0,005	0,001	0,003	7,739
2001/02	0,031	0,047	0,003	0,056	0,076	0,084	0,098	0,089	0,049	0,002	0,006	0,003	0,544
2002/03	0,017	0,250	1,523	3,172	5,769	1,355	1,409	0,278	0,088	0,001	0,002	0,185	14,049
2003/04	0,584	2,270	0,982	1,313	3,346	2,534	2,693	0,505	0,002	0,127	0,001	0,032	14,390
2004/05	0,023	0,045	0,317	0,191	0,381	0,100	0,495	0,109	0,007	0,001	0,001	0,001	1,670
2005/06	0,767	1,147	0,899	0,431	1,162	1,973	1,152	0,142	0,414	0,014	0,001	0,098	8,201

1102. Embalse de Riomayor

1940/2005
(hm³)

Serie completa

	Oct	Nov	Dic	Ene	Feb	Mar	Abr	May	Jun	Jul	Ago	Sep	Total
Máximo	4,318	7,122	5,830	6,347	6,733	3,029	7,307	6,003	5,816	0,790	0,469	1,986	25,653
Mínimo	0,001	0,002	0,003	0,002	0,006	0,002	0,003	0,008	0,001	0,000	0,000	0,001	0,544
Media	0,349	0,727	0,868	1,058	1,143	0,829	1,084	0,854	0,304	0,036	0,024	0,131	7,409

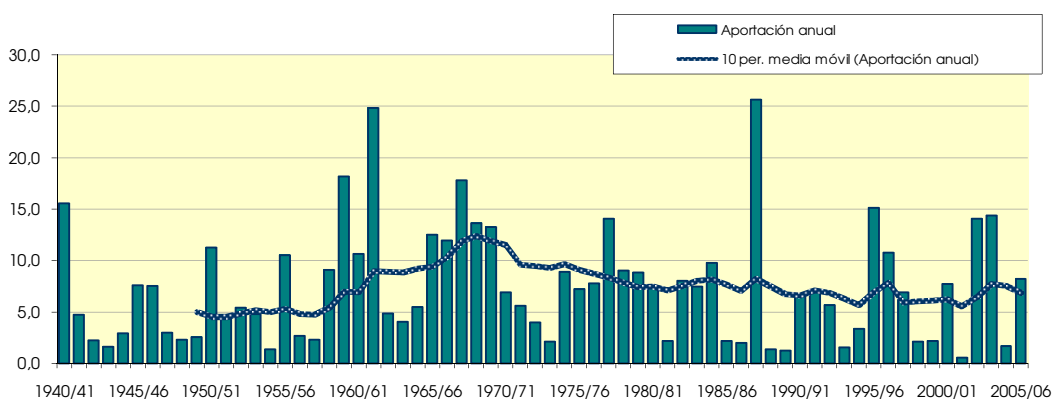
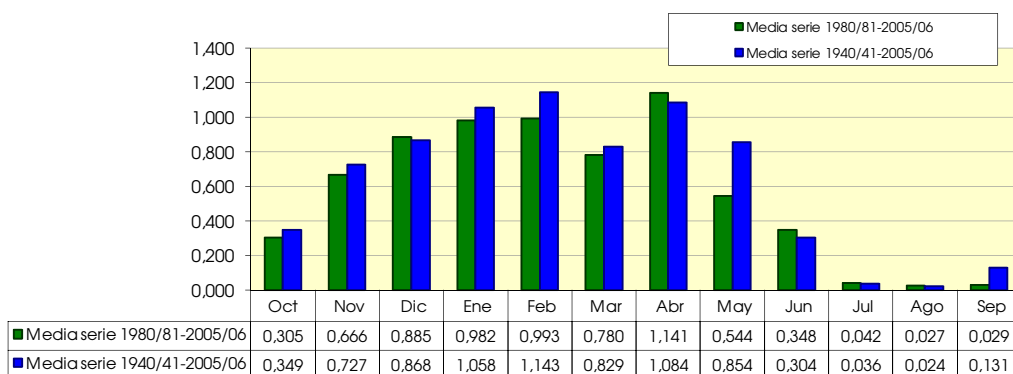
Percentil 1%	0,001	0,002	0,003	0,002	0,007	0,002	0,005	0,009	0,001	0,000	0,001	0,001	1,012
Percentil 5%	0,002	0,004	0,017	0,006	0,019	0,004	0,016	0,019	0,002	0,001	0,001	0,001	1,405
Percentil 10%	0,002	0,009	0,036	0,045	0,050	0,034	0,061	0,023	0,003	0,001	0,001	0,001	1,825
Percentil 25%	0,007	0,052	0,149	0,251	0,217	0,158	0,277	0,089	0,007	0,002	0,001	0,002	2,582
Percentil 50%	0,039	0,217	0,545	0,492	0,721	0,476	0,513	0,333	0,049	0,003	0,002	0,008	6,924
Desviación típica	0,686	1,427	1,073	1,403	1,449	0,809	1,363	1,209	0,789	0,116	0,079	0,359	5,524
Coef. variación	1,963	1,962	1,237	1,326	1,267	0,977	1,258	1,415	2,591	3,214	3,247	2,740	0,746

1980/2005
(hm³)

Serie para asignación y reserva

	Oct	Nov	Dic	Ene	Feb	Mar	Abr	May	Jun	Jul	Ago	Sep	Total
Máximo	2,043	4,512	3,380	6,038	5,769	2,534	7,307	2,638	5,816	0,466	0,379	0,185	25,653
Mínimo	0,001	0,002	0,003	0,002	0,006	0,002	0,033	0,010	0,001	0,000	0,000	0,001	0,544
Media	0,305	0,666	0,885	0,982	0,993	0,780	1,141	0,544	0,348	0,042	0,027	0,029	6,742

Percentil 1%	0,001	0,002	0,003	0,002	0,006	0,002	0,038	0,012	0,001	0,001	0,000	0,001	0,724
Percentil 5%	0,001	0,004	0,009	0,004	0,009	0,002	0,062	0,022	0,001	0,001	0,001	0,001	1,289
Percentil 10%	0,002	0,019	0,049	0,010	0,022	0,005	0,095	0,028	0,002	0,001	0,001	0,001	1,447
Percentil 25%	0,016	0,085	0,185	0,188	0,101	0,114	0,302	0,092	0,004	0,002	0,001	0,002	2,146
Percentil 50%	0,090	0,242	0,569	0,310	0,445	0,424	0,443	0,201	0,013	0,003	0,001	0,005	6,763
Desviación típica	0,508	1,005	0,891	1,488	1,471	0,832	1,635	0,738	1,142	0,104	0,086	0,047	5,798
Coef. variación	1,666	1,508	1,007	1,515	1,481	1,067	1,434	1,357	3,281	2,463	3,234	1,638	0,860



1103. Embalse de Grocín

1940/2005
(hm³)

Serie completa

	Oct	Nov	Dic	Ene	Feb	Mar	Abr	May	Jun	Jul	Ago	Sep	Total
Máximo	6,568	10,012	9,847	6,395	7,387	6,413	6,487	5,530	3,829	1,652	1,676	2,618	40,970
Mínimo	0,120	0,235	0,544	0,536	0,314	0,437	0,743	0,381	0,294	0,146	0,084	0,086	8,195
Media	1,259	2,182	2,966	3,043	2,873	2,484	2,589	2,013	1,166	0,568	0,357	0,549	22,049

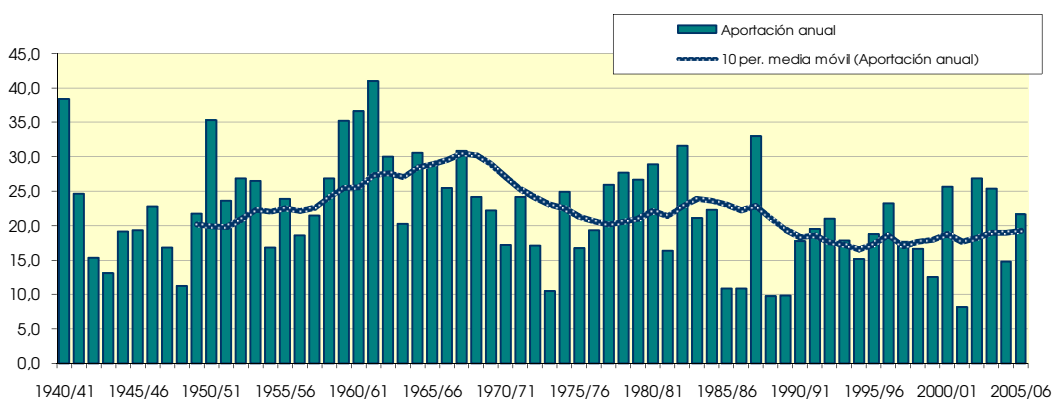
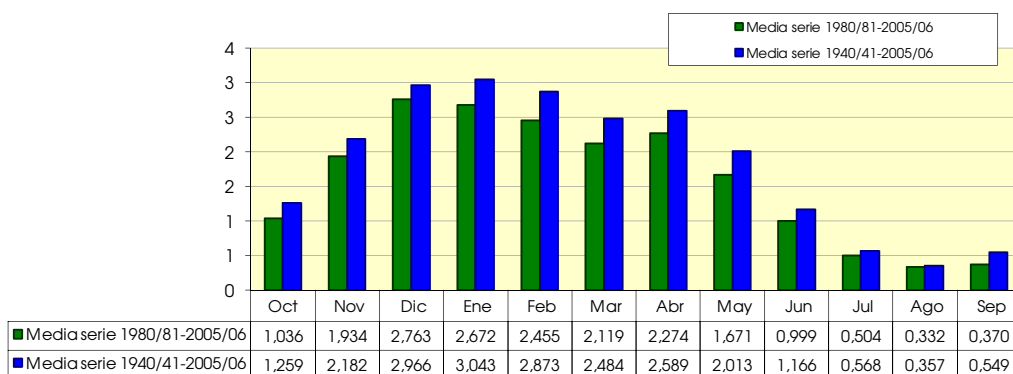
Percentil 1%	0,128	0,306	0,544	0,541	0,552	0,638	0,822	0,528	0,309	0,156	0,099	0,087	9,229
Percentil 5%	0,203	0,437	0,746	0,849	0,835	0,853	1,065	0,793	0,415	0,220	0,146	0,130	10,581
Percentil 10%	0,275	0,650	1,079	0,974	1,158	1,020	1,320	0,903	0,507	0,271	0,160	0,150	11,907
Percentil 25%	0,430	0,960	1,744	1,725	1,775	1,528	1,653	1,159	0,687	0,360	0,184	0,251	16,895
Percentil 50%	0,916	1,541	2,597	2,838	2,360	2,373	2,324	1,802	0,949	0,460	0,293	0,374	21,705
Desviación típica	1,220	1,795	1,779	1,651	1,596	1,215	1,308	1,046	0,688	0,307	0,269	0,536	7,387
Coef. variación	0,969	0,822	0,600	0,542	0,556	0,489	0,505	0,520	0,590	0,540	0,754	0,976	0,335

1980/2005
(hm³)

Serie para asignación y reserva

	Oct	Nov	Dic	Ene	Feb	Mar	Abr	May	Jun	Jul	Ago	Sep	Total
Máximo	3,597	5,497	6,366	6,173	6,460	4,210	5,111	3,384	3,829	1,652	1,676	0,905	33,014
Mínimo	0,120	0,235	0,545	0,536	0,314	0,437	0,864	0,606	0,294	0,146	0,084	0,086	8,195
Media	1,036	1,934	2,763	2,672	2,455	2,119	2,274	1,671	0,999	0,504	0,332	0,370	19,129

Percentil 1%	0,123	0,292	0,550	0,538	0,417	0,514	0,867	0,620	0,300	0,161	0,090	0,087	8,593
Percentil 5%	0,150	0,482	0,596	0,572	0,751	0,756	0,949	0,706	0,338	0,207	0,115	0,098	9,791
Percentil 10%	0,237	0,587	0,859	0,785	0,852	0,806	1,266	0,863	0,430	0,241	0,146	0,138	10,322
Percentil 25%	0,358	0,870	1,699	1,538	1,428	1,172	1,655	1,065	0,542	0,349	0,168	0,168	14,853
Percentil 50%	0,643	1,294	2,780	2,261	2,096	2,177	1,992	1,651	0,808	0,412	0,197	0,339	18,314
Desviación típica	0,875	1,363	1,526	1,691	1,510	1,066	1,070	0,748	0,736	0,330	0,334	0,226	6,797
Coef. variación	0,845	0,705	0,552	0,633	0,615	0,503	0,471	0,448	0,737	0,654	1,004	0,611	0,355



1104. Embalse de Artabia

1940/2005
(hm³)

Serie completa

	Oct	Nov	Dic	Ene	Feb	Mar	Abr	May	Jun	Jul	Ago	Sep	Total
Máximo	32,533	103,478	112,453	77,523	81,520	66,478	60,747	41,669	33,234	14,125	12,914	12,983	342,124
Mínimo	0,176	0,658	3,196	2,926	3,011	2,791	3,248	4,353	1,661	0,589	0,258	0,249	51,186
Media	6,360	14,115	25,018	24,541	25,224	21,231	18,155	12,742	7,378	3,948	2,653	2,414	163,778

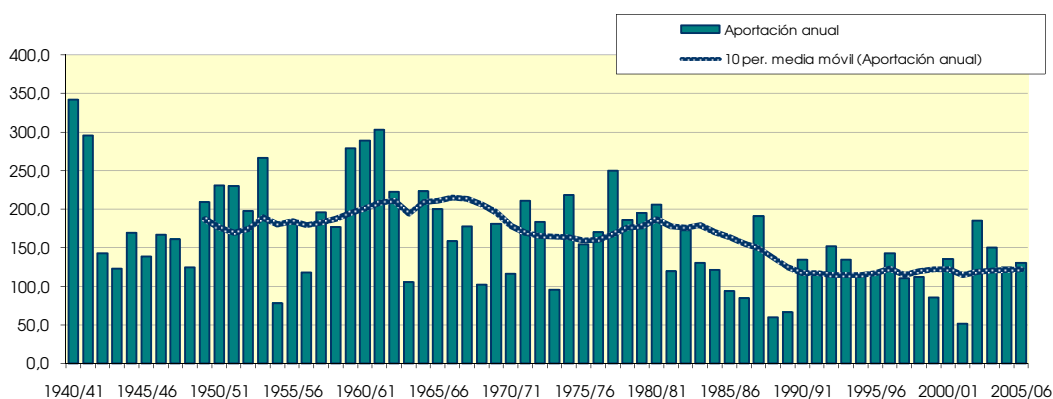
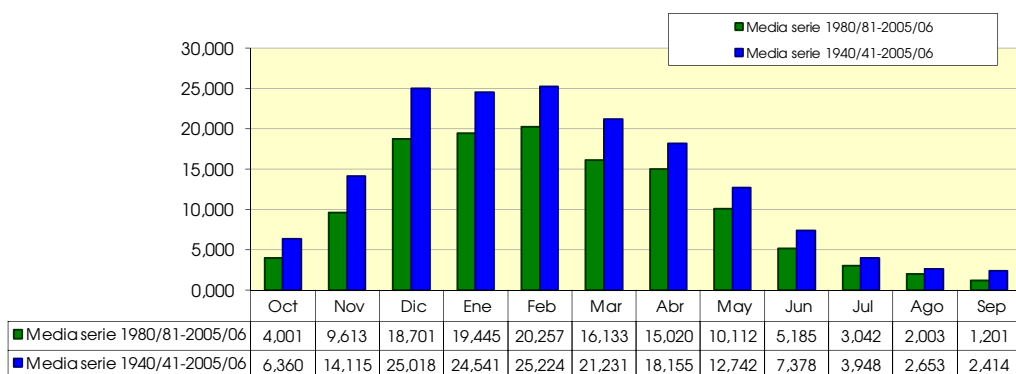
Percentil 1%	0,259	0,979	3,222	3,163	4,590	4,431	4,146	4,648	1,703	0,652	0,260	0,254	57,005
Percentil 5%	0,468	2,024	5,767	5,932	6,992	5,907	6,833	5,106	2,601	1,043	0,520	0,376	79,485
Percentil 10%	0,894	2,835	7,509	8,418	9,191	7,838	9,376	5,761	3,066	1,533	0,708	0,443	94,641
Percentil 25%	1,668	5,387	12,301	12,810	11,985	13,287	11,508	7,297	4,161	2,204	1,096	0,673	118,569
Percentil 50%	3,922	9,938	20,213	21,268	20,970	19,294	16,277	10,254	5,667	3,392	2,146	1,495	156,480
Desviación típica	7,298	15,299	18,842	15,406	17,404	12,450	10,073	7,485	5,486	2,646	2,408	2,497	61,939
Coef. variación	1,147	1,084	0,753	0,628	0,690	0,586	0,555	0,587	0,744	0,670	0,908	1,034	0,378

1980/2005
(hm³)

Serie para asignación y reserva

	Oct	Nov	Dic	Ene	Feb	Mar	Abr	May	Jun	Jul	Ago	Sep	Total
Máximo	20,753	20,360	46,282	48,672	51,768	26,976	32,310	27,308	12,516	10,155	10,937	3,247	205,932
Mínimo	0,303	0,658	3,196	2,926	3,011	2,791	3,248	4,807	1,661	0,989	0,520	0,257	51,186
Media	4,001	9,613	18,701	19,445	20,257	16,133	15,020	10,112	5,185	3,042	2,003	1,201	124,713

Percentil 1%	0,332	1,074	3,206	3,017	3,618	3,422	3,593	4,871	1,751	0,992	0,536	0,266	53,424
Percentil 5%	0,421	2,450	3,818	3,576	6,280	5,325	5,811	5,067	2,163	1,043	0,590	0,313	61,730
Percentil 10%	0,621	2,912	5,978	5,582	9,135	6,556	9,376	5,216	2,613	1,201	0,715	0,385	75,610
Percentil 25%	1,256	4,310	12,301	12,177	11,985	10,776	10,741	6,508	3,221	1,836	0,954	0,565	111,223
Percentil 50%	3,104	7,224	16,493	18,444	17,938	18,012	13,768	9,201	4,285	2,352	1,132	0,948	122,821
Desviación típica	4,213	6,253	10,982	11,362	11,139	6,793	6,546	5,017	2,837	2,153	2,184	0,865	38,350
Coef. variación	1,053	0,650	0,587	0,584	0,550	0,421	0,436	0,496	0,547	0,708	1,091	0,720	0,308



1106. Río Ega (Acuífero de Ancín)

1940/2005
(hm³)

Serie completa

	Oct	Nov	Dic	Ene	Feb	Mar	Abr	May	Jun	Jul	Ago	Sep	Total
Máximo	27,804	67,802	71,185	67,452	79,896	48,849	47,512	46,226	41,968	19,170	35,791	19,838	399,579
Mínimo	0,000	0,000	0,000	2,577	1,787	2,563	4,331	3,011	0,000	0,000	0,000	0,000	45,570
Media	5,481	11,693	20,206	22,746	24,549	20,827	20,534	15,587	9,198	5,280	4,744	3,795	164,640

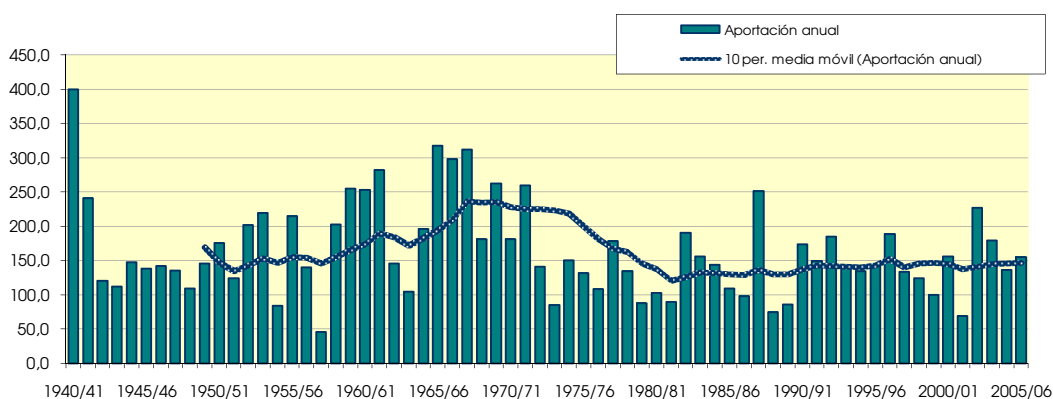
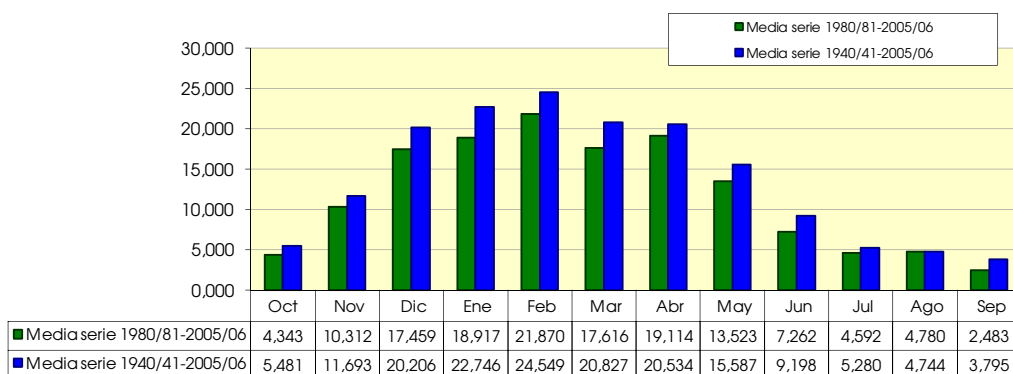
Percentil 1%	0,000	0,150	0,908	2,954	2,246	3,591	5,121	3,068	0,419	0,000	0,491	0,164	61,063
Percentil 5%	0,409	1,621	3,136	5,273	5,478	7,116	9,006	4,992	2,143	1,737	1,493	0,566	84,051
Percentil 10%	1,051	2,713	4,760	6,806	8,205	9,215	10,383	6,522	3,664	2,230	1,849	0,782	89,012
Percentil 25%	2,324	4,675	9,265	11,155	14,317	13,810	13,890	9,545	4,619	3,242	2,546	1,590	121,537
Percentil 50%	4,379	7,126	16,291	18,620	18,693	20,504	18,363	13,749	7,572	4,475	3,528	3,354	145,778
Desviación típica	5,253	11,298	15,984	14,645	16,269	9,909	9,299	8,706	6,732	3,320	4,697	3,003	68,161
Coef. variación	0,958	0,966	0,791	0,644	0,663	0,476	0,453	0,559	0,732	0,629	0,990	0,791	0,414

1980/2005
(hm³)

Serie para asignación y reserva

	Oct	Nov	Dic	Ene	Feb	Mar	Abr	May	Jun	Jul	Ago	Sep	Total
Máximo	27,804	26,105	40,876	43,614	65,998	35,670	47,512	35,317	21,095	19,170	35,791	6,774	251,423
Mínimo	0,000	0,231	3,021	2,577	2,493	2,563	4,331	4,447	1,884	0,000	0,755	0,519	69,405
Media	4,343	10,312	17,459	18,917	21,870	17,616	19,114	13,523	7,262	4,592	4,780	2,483	142,272

Percentil 1%	0,086	0,371	3,034	2,722	3,087	2,958	4,635	4,733	1,905	0,335	0,875	0,528	70,680
Percentil 5%	0,354	0,989	3,573	3,543	5,531	4,200	6,753	5,728	2,143	1,424	1,284	0,566	77,280
Percentil 10%	0,434	1,899	5,988	5,616	8,004	6,318	10,383	6,416	2,943	1,803	1,553	0,701	87,837
Percentil 25%	1,270	5,269	10,047	11,302	14,317	10,299	13,420	8,900	3,985	2,446	2,018	1,288	104,638
Percentil 50%	2,825	7,770	16,674	15,736	15,889	19,910	17,720	12,451	6,055	3,659	2,563	1,709	141,486
Desviación típica	5,468	7,514	10,289	11,577	14,287	8,419	10,079	7,236	5,088	4,116	7,062	1,846	45,243
Coef. variación	1,259	0,729	0,589	0,612	0,653	0,478	0,527	0,535	0,701	0,896	1,478	0,743	0,318



1107. Río Egá en Agostina

(hm ²)	Oct	Nov	Dic	Ene	Feb	Mar	Abr	May	Jun	Jul	Ago	Sep	Total
1940/41	2.444	2.489	6.963	9.377	11.058	5.971	2.994	8.063	5.549	1.573	0.643	0.331	57.457
1941/42	0.365	0.245	0.708	3.796	4.889	2.109	5.299	3.949	1.556	0.356	0.231	0.334	23.837
1942/43	0.357	0.426	0.764	1.892	2.766	1.139	1.313	0.988	0.460	0.351	0.421	0.574	11.450
1943/44	0.280	0.916	1.798	0.970	2.976	2.021	1.948	1.912	1.149	0.585	0.370	0.332	15.258
1944/45	0.761	1.334	3.107	6.368	2.743	1.578	1.257	0.953	0.548	0.305	1.166	0.287	20.408
1945/46	0.223	0.579	1.624	1.639	1.101	1.133	6.662	6.207	2.026	0.698	0.377	0.114	22.383
1946/47	0.091	0.217	2.440	2.298	6.609	3.519	1.440	1.651	0.763	0.295	0.266	0.473	20.062
1947/48	0.266	0.334	1.465	6.172	3.133	2.508	2.798	1.538	0.566	0.212	0.296	0.156	19.446
1948/49	0.186	0.361	0.437	0.705	0.911	3.068	2.302	1.311	0.700	0.379	0.289	2.550	13.201
1949/50	0.738	0.886	1.322	1.251	1.889	1.432	2.301	0.998	0.678	0.617	0.469	0.076	12.657
1950/51	0.254	0.326	1.977	1.937	2.309	2.720	1.766	1.350	1.246	0.514	0.402	0.463	15.262
1951/52	0.678	0.662	0.553	2.165	3.682	2.855	4.079	1.538	0.535	0.309	0.380	0.315	17.751
1952/53	0.712	3.009	4.579	7.417	7.105	2.159	1.784	1.363	0.716	0.689	0.491	0.426	30.450
1953/54	0.492	1.161	1.884	8.772	10.683	7.546	2.707	3.563	1.636	0.588	0.198	0.074	39.304
1954/55	0.151	0.397	1.111	1.715	3.277	2.672	1.188	0.534	0.750	1.015	0.876	0.497	14.182
1955/56	0.720	1.467	1.731	6.215	4.884	6.217	6.418	4.143	3.650	1.538	1.245	0.955	39.183
1956/57	0.614	3.111	2.759	3.446	2.399	1.477	1.637	2.384	2.266	0.824	0.441	0.024	21.381
1957/58	0.000	0.000	0.000	0.926	0.304	1.980	2.656	0.402	0.000	0.000	0.176	0.265	6.710
1958/59	0.489	1.038	11.634	5.380	1.982	2.267	2.267	3.018	1.135	0.628	0.542	1.135	31.515
1959/60	1.914	5.158	9.349	7.747	7.048	7.516	5.076	2.465	0.901	0.585	0.488	0.546	48.793
1960/61	1.767	2.655	10.830	10.765	4.914	2.596	1.911	2.151	1.363	0.720	0.576	0.585	40.832
1961/62	3.371	7.599	5.797	6.776	11.648	6.194	5.014	2.822	1.573	0.434	0.367	0.483	52.077
1962/63	0.553	0.699	1.514	5.812	3.008	4.425	2.827	1.145	0.964	0.463	0.213	0.187	21.810
1963/64	0.196	0.782	1.168	0.914	2.413	3.264	4.990	0.983	0.557	0.499	0.369	0.218	16.353
1964/65	1.252	0.918	2.012	5.850	3.035	7.386	4.605	1.909	1.045	0.887	0.678	0.844	30.420
1965/66	2.744	7.101	8.739	5.100	6.852	7.855	4.118	4.311	3.690	1.581	1.140	0.884	54.115
1966/67	2.434	10.878	10.272	6.017	2.639	2.549	3.342	2.694	1.313	0.810	0.751	0.701	44.401
1967/68	0.716	5.567	8.328	10.914	6.704	3.921	5.039	3.773	1.998	0.884	0.687	0.618	49.147
1968/69	0.504	0.475	1.039	1.171	0.951	3.924	5.863	3.602	2.654	1.495	0.994	0.856	23.528
1969/70	0.790	0.575	7.151	5.119	7.335	7.105	3.081	2.554	1.158	0.817	0.810	0.781	37.276
1970/71	0.719	0.832	0.843	1.787	2.422	6.184	5.801	7.575	4.995	2.385	1.517	0.684	35.745
1971/72	0.485	2.807	3.563	5.986	13.238	5.290	2.947	3.885	1.552	1.393	0.749	1.612	43.506
1972/73	1.826	1.269	1.824	3.727	7.809	2.801	2.662	1.390	1.808	0.804	0.675	0.816	27.411
1973/74	0.772	0.425	0.396	0.614	2.315	4.595	2.460	0.927	0.695	0.563	0.479	0.493	14.733
1974/75	1.020	1.985	1.259	1.153	1.214	3.619	6.136	4.477	2.865	1.884	1.121	0.433	27.166
1975/76	0.823	1.658	3.978	1.874	5.126	3.007	3.956	1.906	1.093	0.761	0.479	0.501	25.161
1976/77	0.479	0.611	1.915	2.024	1.238	0.972	2.215	2.642	3.626	1.728	1.195	0.327	18.972
1977/78	0.223	0.324	0.840	3.075	5.923	6.094	6.131	3.656	1.996	1.516	1.909	0.924	32.611
1978/79	0.581	0.369	0.586	3.243	3.812	2.651	4.876	3.612	1.173	0.529	0.252	0.228	21.911
1979/80	0.175	2.585	0.244	1.822	0.489	4.860	1.640	1.566	0.103	1.619	0.000	0.000	15.103
1980/81	0.000	0.033	2.396	2.145	2.232	2.073	4.054	2.300	0.904	0.545	0.323	0.273	17.277
1981/82	0.188	0.190	1.202	2.180	1.726	2.669	1.381	0.779	0.325	0.000	0.075	0.150	10.865
1982/83	0.445	1.726	7.421	2.019	1.828	4.324	3.255	1.568	0.566	0.461	5.206	0.986	29.806
1983/84	0.174	0.397	1.974	4.248	7.290	4.124	1.981	4.241	1.946	0.822	0.385	0.299	27.881
1984/85	1.197	4.564	2.703	3.584	2.410	4.572	2.594	2.945	1.378	0.865	0.690	0.104	27.607
1985/86	0.031	0.909	0.919	3.294	4.399	2.590	2.848	1.632	0.645	0.242	0.191	0.263	17.964
1986/87	0.195	0.193	0.858	2.938	3.661	2.860	2.144	0.946	0.438	0.483	0.446	0.088	15.248
1987/88	0.694	2.798	1.866	4.918	6.345	4.084	9.488	3.836	3.800	2.932	1.677	0.258	42.696
1988/89	0.196	0.177	0.342	0.331	1.029	0.575	4.877	2.414	0.840	0.862	0.781	0.194	12.619
1989/90	0.077	0.748	1.047	1.138	0.819	0.389	4.068	2.636	1.366	0.688	0.397	0.186	13.559
1990/91	0.428	1.282	2.988	2.511	2.546	4.408	8.978	5.720	1.852	0.576	0.279	0.873	32.441
1991/92	0.856	3.849	1.770	0.585	0.361	3.516	3.038	2.394	3.727	2.288	1.397	0.453	24.234
1992/93	4.129	2.105	3.895	1.346	2.641	1.771	4.153	5.058	2.541	1.135	0.695	0.927	30.396
1993/94	1.007	1.006	5.429	4.211	3.357	1.540	2.454	1.936	1.123	0.585	0.310	0.245	23.202
1994/95	0.776	0.984	2.861	5.496	6.039	3.796	1.885	1.251	0.633	0.358	0.299	0.121	24.498
1995/96	0.054	0.604	3.107	3.944	6.789	3.312	2.415	1.313	0.732	0.568	0.478	0.406	23.720
1996/97	0.428	3.907	7.010	7.725	2.893	0.770	0.749	2.390	2.014	2.358	2.805	0.534	33.583
1997/98	0.177	2.791	4.610	2.908	2.642	2.866	3.023	2.939	1.434	0.679	0.405	0.394	24.868
1998/99	0.607	1.274	1.299	2.432	4.630	3.158	2.267	1.545	0.715	0.529	0.439	0.545	19.440
1999/00	0.285	1.070	3.309	1.641	1.073	0.995	2.633	2.406	1.219	0.722	0.540	0.118	16.010
2000/01	0.808	2.289	2.554	7.165	2.986	4.452	2.901	1.048	0.322	0.343	0.367	0.151	25.387
2001/02	0.233	1.183	0.812	1.183	2.507	1.620	1.148	1.786	1.693	1.043	0.909	0.231	14.346
2002/03	0.390	1.174	4.910	7.983	8.932	3.099	1.890	2.318	1.140	0.418	0.360	0.478	33.091
2003/04	1.243	1.283	2.541	5.870	6.190	4.703	3.944	2.244	0.830	0.318	0.282	0.647	30.093
2004/05	0.477	1.270	3.113	4.309	6.470	2.553	2.969	1.440	0.539	0.223	0.207	0.063	23.632
2005/06	1.492	3.304	4.210	2.933	2.893	6.556	2.933	1.066	1.085	0.794	0.428	0.196	27.889

1107. Río Ega I en Argentina

1940/2005
(hm³)

Serie completa

	Oct	Nov	Dic	Ene	Feb	Mar	Abr	May	Jun	Jul	Ago	Sep	Total
Máximo	4,129	10,878	11,634	10,914	13,238	7,855	9,488	8,063	5,549	2,932	5,206	2,550	57,457
Mínimo	0,000	0,000	0,000	0,331	0,304	0,389	0,749	0,402	0,000	0,000	0,000	0,000	6,710
Media	0,754	1,748	3,086	3,833	4,084	3,463	3,357	2,516	1,468	0,828	0,683	0,474	26,293

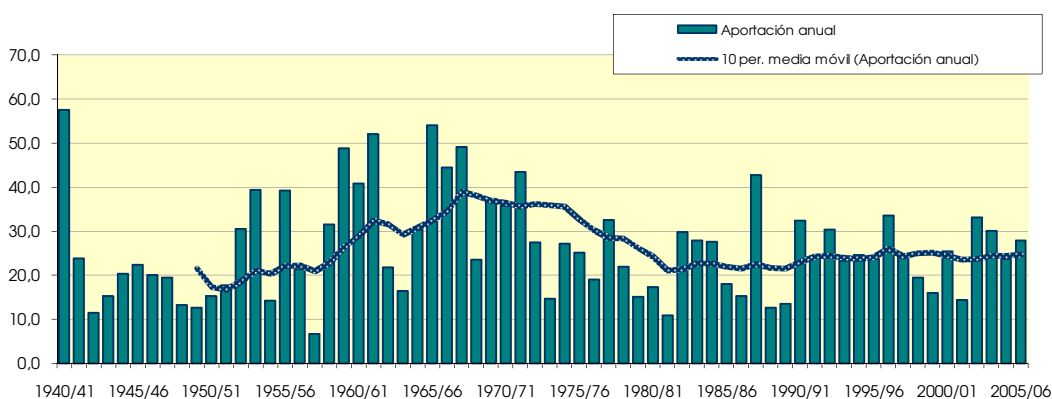
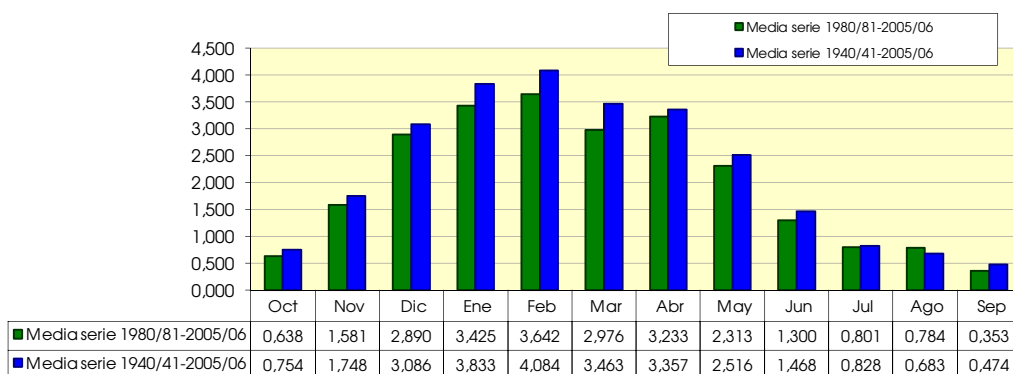
Percentil 1%	0,000	0,021	0,158	0,496	0,341	0,510	1,008	0,488	0,067	0,000	0,049	0,015	9,410
Percentil 5%	0,060	0,191	0,406	0,758	0,842	0,978	1,271	0,931	0,353	0,228	0,193	0,074	12,628
Percentil 10%	0,163	0,284	0,647	1,054	1,051	1,285	1,539	0,985	0,537	0,307	0,222	0,109	13,870
Percentil 25%	0,226	0,500	1,125	1,796	2,310	2,121	2,162	1,370	0,704	0,461	0,332	0,201	17,396
Percentil 50%	0,498	1,054	1,975	3,159	2,997	3,037	2,874	2,272	1,145	0,653	0,457	0,400	24,035
Desviación típica	0,802	1,982	2,811	2,634	2,893	1,882	1,797	1,580	1,133	0,600	0,737	0,407	11,515
Coef. variación	1,064	1,134	0,911	0,687	0,709	0,543	0,535	0,628	0,772	0,724	1,079	0,859	0,438

1980/2005
(hm³)

Serie para asignación y reserva

	Oct	Nov	Dic	Ene	Feb	Mar	Abr	May	Jun	Jul	Ago	Sep	Total
Máximo	4,129	4,564	7,421	7,983	8,932	6,556	9,488	5,720	3,800	2,932	5,206	0,986	42,696
Mínimo	0,000	0,033	0,342	0,331	0,361	0,389	0,749	0,779	0,322	0,000	0,075	0,063	10,865
Media	0,638	1,581	2,890	3,425	3,642	2,976	3,233	2,313	1,300	0,801	0,784	0,353	23,937

Percentil 1%	0,008	0,069	0,459	0,395	0,476	0,436	0,849	0,820	0,323	0,056	0,104	0,069	11,303
Percentil 5%	0,037	0,180	0,823	0,723	0,872	0,624	1,206	0,971	0,353	0,228	0,195	0,092	12,854
Percentil 10%	0,065	0,191	0,889	1,161	1,051	0,882	1,633	1,057	0,488	0,280	0,243	0,111	13,953
Percentil 25%	0,190	0,788	1,417	2,051	2,277	1,847	2,175	1,466	0,663	0,429	0,313	0,160	17,449
Percentil 50%	0,428	1,226	2,629	2,935	2,893	2,982	2,874	2,272	1,104	0,580	0,417	0,260	24,366
Desviación típica	0,819	1,258	1,847	2,110	2,272	1,496	2,014	1,239	0,919	0,692	1,068	0,263	7,749
Coef. variación	1,284	0,795	0,639	0,616	0,624	0,503	0,623	0,536	0,707	0,864	1,363	0,744	0,324



1108. Río Ega I

1940/2005
(hm³)

Serie completa

	Oct	Nov	Dic	Ene	Feb	Mar	Abr	May	Jun	Jul	Ago	Sep	Total
Máximo	4,441	11,507	12,409	11,693	14,197	8,537	10,146	8,600	6,083	3,221	5,608	2,759	62,102
Mínimo	0,000	0,000	0,000	0,364	0,334	0,429	0,815	0,440	0,000	0,000	0,000	0,000	7,232
Media	0,822	1,888	3,327	4,132	4,411	3,741	3,623	2,731	1,610	0,916	0,753	0,519	28,473

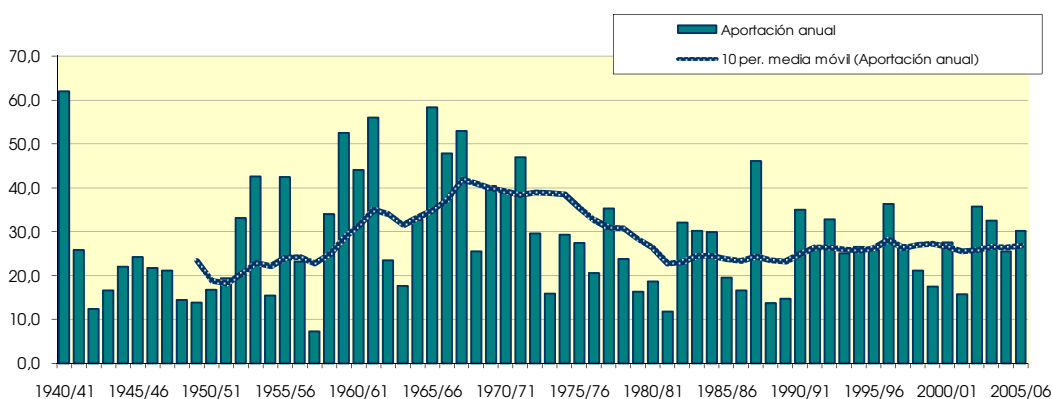
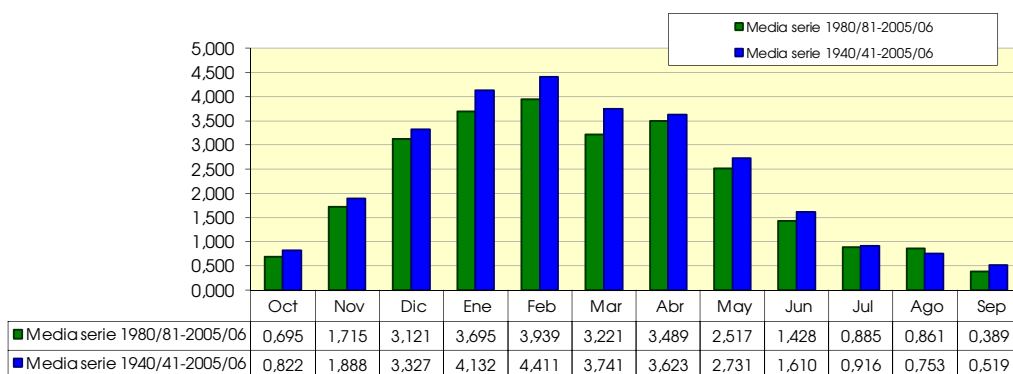
Percentil 1%	0,000	0,023	0,173	0,549	0,376	0,563	1,105	0,538	0,073	0,000	0,054	0,017	10,222
Percentil 5%	0,066	0,210	0,443	0,825	0,929	1,064	1,381	1,029	0,389	0,253	0,213	0,081	13,789
Percentil 10%	0,179	0,310	0,708	1,156	1,154	1,407	1,684	1,081	0,596	0,338	0,242	0,121	15,142
Percentil 25%	0,249	0,548	1,232	1,967	2,486	2,332	2,355	1,503	0,775	0,505	0,367	0,221	18,879
Percentil 50%	0,547	1,148	2,153	3,377	3,257	3,298	3,120	2,489	1,263	0,723	0,507	0,439	26,102
Desviación típica	0,867	2,109	2,996	2,819	3,092	2,011	1,910	1,688	1,235	0,662	0,802	0,442	12,382
Coef. variación	1,055	1,117	0,901	0,682	0,701	0,538	0,527	0,618	0,767	0,723	1,065	0,851	0,435

1980/2005
(hm³)

Serie para asignación y reserva

	Oct	Nov	Dic	Ene	Feb	Mar	Abr	May	Jun	Jul	Ago	Sep	Total
Máximo	4,441	4,895	7,866	8,526	9,642	6,954	10,146	6,153	4,106	3,221	5,608	1,092	46,127
Mínimo	0,000	0,035	0,376	0,364	0,399	0,429	0,815	0,851	0,357	0,000	0,083	0,069	11,831
Media	0,695	1,715	3,121	3,695	3,939	3,221	3,489	2,517	1,428	0,885	0,861	0,389	25,954

Percentil 1%	0,009	0,076	0,507	0,435	0,526	0,481	0,927	0,899	0,358	0,062	0,115	0,076	12,317
Percentil 5%	0,041	0,200	0,910	0,799	0,961	0,690	1,327	1,071	0,389	0,253	0,215	0,102	14,025
Percentil 10%	0,072	0,210	0,976	1,278	1,154	0,972	1,797	1,171	0,538	0,311	0,269	0,123	15,260
Percentil 25%	0,209	0,867	1,560	2,248	2,481	2,024	2,374	1,618	0,735	0,475	0,347	0,176	18,928
Percentil 50%	0,469	1,337	2,879	3,197	3,177	3,264	3,114	2,489	1,208	0,645	0,462	0,287	26,503
Desviación típica	0,882	1,348	1,962	2,246	2,432	1,590	2,138	1,324	0,994	0,760	1,156	0,288	8,324
Coef. variación	1,269	0,786	0,629	0,608	0,617	0,494	0,613	0,526	0,696	0,859	1,343	0,741	0,321



1109. Arroyo Izquíz

(hm ²)	Oct	Nov	Dic	Ene	Feb	Mar	Abr	May	Jun	Jul	Ago	Sep	Total
1940/41	1,875	2,281	7,346	6,244	9,111	4,039	2,059	5,549	4,758	1,101	0,766	0,623	45,752
1941/42	0,660	0,424	1,354	6,710	5,757	2,395	4,845	2,856	0,934	0,239	0,298	0,683	27,153
1942/43	0,387	0,285	0,835	2,163	3,452	1,464	1,283	1,133	0,620	0,517	0,409	0,719	13,268
1943/44	0,443	1,391	1,594	0,734	2,824	1,556	1,301	0,990	0,855	0,492	0,325	0,280	12,786
1944/45	0,961	1,070	2,774	4,533	1,694	1,719	0,931	0,779	0,383	0,279	0,817	0,212	16,151
1945/46	0,160	0,443	1,494	1,099	0,845	1,150	3,103	3,739	1,458	0,544	0,278	0,076	14,388
1946/47	0,114	0,378	2,134	1,736	3,779	2,409	0,863	1,230	0,574	0,189	0,290	0,644	14,338
1947/48	0,366	0,450	1,554	3,404	1,658	1,043	1,837	1,856	0,668	0,180	0,330	0,321	13,667
1948/49	0,236	0,249	0,340	0,773	0,811	2,398	1,824	0,978	0,590	0,329	0,404	1,928	10,860
1949/50	0,563	1,271	1,878	1,566	2,481	1,948	2,345	0,929	0,500	0,333	0,363	0,084	14,261
1950/51	0,253	0,319	1,964	2,176	2,380	2,422	1,583	1,782	1,281	0,419	0,444	0,437	15,462
1951/52	0,461	0,506	0,397	1,284	2,539	1,627	2,191	0,834	0,293	0,278	0,357	0,383	11,149
1952/53	0,498	1,753	2,543	3,724	4,650	1,363	1,576	1,370	0,821	0,638	0,378	0,434	19,746
1953/54	0,272	0,764	1,340	4,757	6,526	4,420	1,696	2,652	1,147	0,407	0,241	0,151	24,371
1954/55	0,263	0,239	1,059	1,088	1,656	1,307	0,522	0,280	0,461	0,622	0,424	0,377	8,298
1955/56	0,363	0,753	0,803	2,921	1,962	3,341	4,197	2,520	2,375	1,066	1,019	0,691	22,012
1956/57	0,531	2,261	1,795	2,085	1,803	1,047	1,069	1,789	1,743	0,518	0,223	0,026	14,888
1957/58	0,000	0,000	0,000	0,475	0,183	1,509	2,000	0,329	0,000	0,000	0,188	0,206	4,890
1958/59	0,421	1,121	6,582	3,769	1,542	1,839	2,011	2,413	1,012	0,506	0,375	0,593	22,183
1959/60	1,092	3,359	5,293	4,671	4,056	3,556	2,745	1,709	0,619	0,383	0,554	0,467	28,505
1960/61	1,143	1,853	7,197	7,561	3,009	1,933	1,918	1,763	1,120	0,638	0,530	0,417	29,083
1961/62	2,437	4,528	3,320	3,745	5,495	3,510	3,523	2,008	1,279	0,423	0,353	0,413	31,034
1962/63	0,489	0,671	1,197	2,902	2,095	3,167	2,344	0,985	0,872	0,378	0,340	0,314	15,755
1963/64	0,371	0,641	1,145	0,617	1,535	1,777	3,462	0,649	0,408	0,366	0,399	0,283	11,652
1964/65	0,648	0,678	1,382	4,216	1,772	4,305	3,196	1,397	0,749	0,707	1,092	0,779	20,920
1965/66	1,346	4,026	5,798	3,012	4,638	4,931	2,636	3,097	2,360	0,970	0,612	0,659	34,084
1966/67	1,616	7,708	7,419	4,393	1,842	1,560	2,468	1,973	1,063	0,663	0,533	0,642	31,880
1967/68	0,560	3,485	5,799	7,856	4,139	2,583	3,446	2,790	1,357	0,569	0,670	0,600	33,853
1968/69	0,553	0,510	1,274	1,369	1,304	3,187	3,824	2,343	1,558	0,758	0,607	0,718	18,005
1969/70	0,544	0,578	5,208	3,298	5,810	5,249	2,573	2,512	1,001	0,515	0,715	0,771	28,773
1970/71	0,606	0,588	0,642	0,963	1,379	4,012	3,513	4,030	2,526	1,035	0,514	0,376	20,184
1971/72	0,740	1,748	1,968	4,169	8,777	3,100	2,244	3,503	1,343	0,955	0,631	0,950	30,129
1972/73	0,950	0,766	1,488	2,712	5,424	1,683	1,908	0,952	1,263	0,487	0,295	0,338	18,267
1973/74	0,392	0,444	0,538	0,598	1,590	2,457	1,288	0,495	0,467	0,375	0,370	0,436	9,451
1974/75	0,701	1,438	0,894	1,118	1,011	2,669	3,432	2,591	1,238	0,536	0,575	0,411	16,615
1975/76	0,447	0,972	2,310	1,073	3,460	1,961	2,495	1,029	0,511	0,673	0,270	0,237	15,437
1976/77	0,393	0,564	1,401	1,149	0,880	0,818	1,535	1,839	2,233	0,886	0,738	0,257	12,693
1977/78	0,220	0,397	0,812	2,238	3,743	4,141	4,907	2,425	1,170	0,525	0,550	0,550	21,678
1978/79	0,355	0,188	0,312	2,162	2,824	1,970	4,269	2,617	0,736	0,345	0,169	0,265	16,213
1979/80	0,115	1,731	0,181	1,352	0,407	3,731	1,227	1,370	0,082	1,040	0,000	0,000	11,236
1980/81	0,000	0,028	2,100	1,863	1,677	1,289	2,553	1,500	0,625	0,361	0,245	0,178	12,419
1981/82	0,166	0,175	1,259	2,344	1,905	2,830	1,114	0,568	0,222	0,000	0,082	0,135	10,799
1982/83	0,368	1,266	5,718	1,236	1,777	3,884	2,413	1,208	0,392	0,454	4,559	0,574	23,849
1983/84	0,111	0,279	1,299	2,692	5,267	2,458	1,244	3,597	1,377	0,432	0,234	0,236	19,227
1984/85	0,949	3,196	2,095	2,468	1,670	3,089	1,560	2,298	0,867	0,412	0,282	0,054	18,941
1985/86	0,029	0,711	0,572	3,168	3,108	1,618	2,380	1,080	0,310	0,114	0,129	0,231	13,451
1986/87	0,156	0,263	0,806	1,774	2,621	1,859	1,789	0,821	0,572	0,346	0,201	0,056	11,264
1987/88	0,575	2,085	1,389	3,791	4,401	3,316	6,227	2,120	2,333	2,006	0,975	0,146	29,364
1988/89	0,090	0,064	0,313	0,304	0,776	0,487	3,172	1,258	0,291	0,469	0,483	0,128	7,834
1989/90	0,049	0,584	0,664	0,646	0,504	0,287	2,810	1,686	0,708	0,272	0,224	0,137	8,571
1990/91	0,166	0,588	1,536	1,173	1,333	2,746	5,588	3,953	1,110	0,258	0,159	0,680	19,290
1991/92	0,586	2,622	0,929	0,287	0,241	2,855	2,288	1,817	2,382	0,951	0,571	0,251	15,780
1992/93	3,117	1,455	2,937	0,901	1,550	1,138	2,792	3,392	1,533	0,650	0,529	0,744	20,739
1993/94	0,744	0,587	3,686	2,575	2,317	0,966	2,308	1,669	0,792	0,318	0,168	0,137	16,267
1994/95	0,392	0,438	1,593	3,324	3,348	2,264	1,125	0,718	0,266	0,159	0,144	0,117	13,887
1995/96	0,049	0,418	1,697	2,219	5,119	2,043	1,376	0,759	0,444	0,313	0,265	0,361	15,063
1996/97	0,383	2,690	4,505	5,276	1,473	0,352	0,418	1,589	1,285	1,657	1,657	0,227	21,512
1997/98	0,103	1,814	2,949	1,583	1,722	1,874	2,024	1,747	0,765	0,337	0,219	0,334	15,471
1998/99	0,534	1,157	0,994	1,520	3,265	2,451	1,664	1,047	0,391	0,426	0,304	0,273	14,025
1999/00	0,124	0,746	2,090	0,849	0,894	0,989	2,402	1,704	0,619	0,309	0,272	0,087	11,085
2000/01	0,784	1,755	1,839	4,869	1,564	3,077	2,045	0,667	0,174	0,219	0,205	0,102	17,299
2001/02	0,160	0,599	0,300	0,463	1,597	0,968	0,673	1,169	0,859	0,367	0,372	0,116	7,643
2002/03	0,253	0,985	4,662	5,273	7,651	2,513	2,055	1,723	0,561	0,181	0,263	0,291	26,412
2003/04	0,804	1,074	2,311	3,837	4,533	3,243	2,637	1,506	0,397	0,158	0,148	0,744	21,394
2004/05	0,347	0,741	1,979	2,800	4,235	1,779	2,647	1,154	0,379	0,152	0,224	0,079	16,516
2005/06	0,778	2,072	2,790	1,929	2,024	4,638	1,747	0,498	0,788	0,479	0,190	0,160	18,094

1109. Arroyo Izquíz

1940/2005
(hm³)

Serie completa

	Oct	Nov	Dic	Ene	Feb	Mar	Abr	May	Jun	Jul	Ago	Sep	Total
Máximo	3,117	7,708	7,419	7,856	9,111	5,249	6,227	5,549	4,758	2,006	4,559	1,928	45,752
Mínimo	0,000	0,000	0,000	0,287	0,183	0,287	0,418	0,280	0,000	0,000	0,000	0,000	4,890
Media	0,551	1,231	2,218	2,600	2,840	2,368	2,352	1,778	0,983	0,510	0,478	0,384	18,292

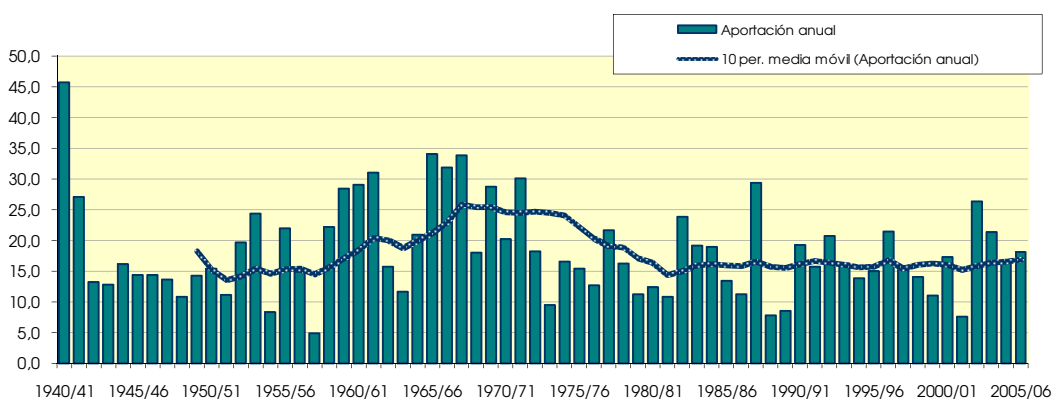
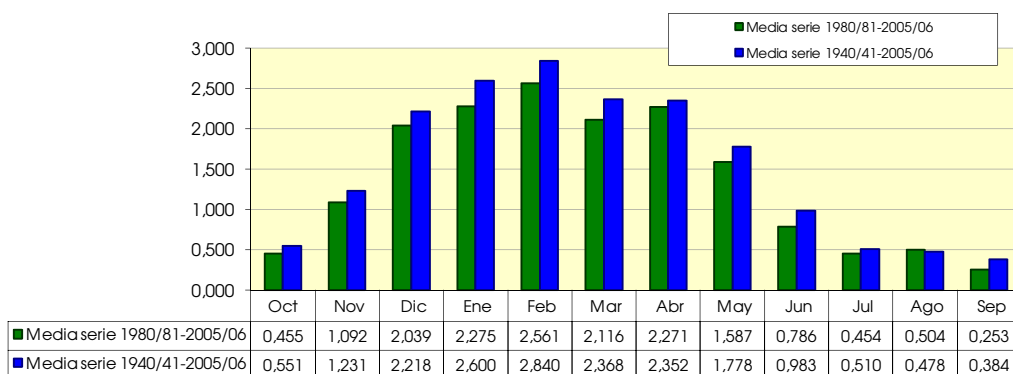
Percentil 1%	0,000	0,018	0,118	0,298	0,221	0,329	0,486	0,312	0,053	0,000	0,054	0,017	6,680
Percentil 5%	0,049	0,178	0,312	0,506	0,572	0,855	0,880	0,515	0,233	0,153	0,145	0,061	8,366
Percentil 10%	0,107	0,256	0,468	0,690	0,862	1,016	1,119	0,692	0,301	0,180	0,169	0,086	10,829
Percentil 25%	0,224	0,443	0,946	1,155	1,553	1,557	1,578	1,000	0,475	0,314	0,235	0,153	13,314
Percentil 50%	0,407	0,743	1,574	2,198	2,059	2,329	2,218	1,678	0,790	0,424	0,355	0,318	16,240
Desviación típica	0,545	1,286	1,895	1,779	1,986	1,156	1,164	1,036	0,767	0,349	0,578	0,304	7,688
Coef. variación	0,990	1,045	0,854	0,684	0,699	0,488	0,495	0,583	0,780	0,684	1,210	0,791	0,420

1980/2005
(hm³)

Serie para asignación y reserva

	Oct	Nov	Dic	Ene	Feb	Mar	Abr	May	Jun	Jul	Ago	Sep	Total
Máximo	3,117	3,196	5,718	5,276	7,651	4,638	6,227	3,953	2,382	2,006	4,559	0,744	29,364
Mínimo	0,000	0,028	0,300	0,287	0,241	0,287	0,418	0,498	0,174	0,000	0,082	0,054	7,643
Media	0,455	1,092	2,039	2,275	2,561	2,116	2,271	1,587	0,786	0,454	0,504	0,253	16,392

Percentil 1%	0,007	0,037	0,303	0,291	0,307	0,303	0,482	0,515	0,186	0,029	0,094	0,055	7,691
Percentil 5%	0,034	0,092	0,378	0,343	0,572	0,385	0,783	0,593	0,233	0,124	0,132	0,061	8,018
Percentil 10%	0,049	0,219	0,618	0,554	0,835	0,727	1,119	0,692	0,278	0,155	0,146	0,083	9,685
Percentil 25%	0,114	0,474	1,060	1,189	1,553	1,176	1,586	1,055	0,391	0,229	0,193	0,120	12,677
Percentil 50%	0,300	0,743	1,768	2,074	1,841	2,153	2,171	1,503	0,622	0,342	0,239	0,169	16,023
Desviación típica	0,613	0,873	1,380	1,463	1,745	1,115	1,272	0,896	0,585	0,449	0,888	0,207	5,503
Coef. variación	1,349	0,800	0,677	0,643	0,682	0,527	0,560	0,565	0,744	0,989	1,763	0,817	0,336



1111. Río Ega I aguas arriba de río Ega II

(hm ²)	Oct	Nov	Dic	Ene	Feb	Mar	Abr	May	Jun	Jul	Ago	Sep	Total
1940/41	4.527	4.329	11.465	14.789	17.962	9.006	4.503	11.845	8.752	2.370	1.153	0.697	91.399
1941/42	0.693	0.544	1.451	7.447	8.393	3.511	8.895	6.236	2.206	0.515	0.462	0.769	41.121
1942/43	0.630	0.682	1.345	3.199	4.734	1.924	2.285	1.699	0.754	0.637	0.674	1.219	19.782
1943/44	0.552	1.930	2.925	1.428	4.654	3.036	2.738	2.633	1.805	0.906	0.624	0.584	23.815
1944/45	1.544	2.155	5.045	9.854	4.060	2.596	1.804	1.399	0.829	0.531	1.872	0.427	32.116
1945/46	0.383	1.030	2.977	2.462	1.619	1.921	9.188	9.311	3.166	1.021	0.553	0.167	33.799
1946/47	0.181	0.462	4.488	3.699	9.731	5.494	2.101	2.616	1.192	0.432	0.519	0.934	31.849
1947/48	0.493	0.629	2.712	9.311	4.541	3.370	4.145	2.674	0.905	0.319	0.519	0.329	29.947
1948/49	0.352	0.573	0.695	1.187	1.398	4.987	3.684	1.935	1.094	0.587	0.503	4.336	21.330
1949/50	1.198	1.805	2.463	2.215	3.349	2.658	4.063	1.620	1.004	0.835	0.716	0.123	22.049
1950/51	0.479	0.590	4.057	3.865	4.346	4.743	2.994	2.635	2.156	0.799	0.672	0.705	28.040
1951/52	1.125	1.126	0.898	3.455	6.079	4.265	6.264	2.344	0.840	0.587	0.717	0.591	28.292
1952/53	1.270	4.768	7.001	11.301	10.802	3.171	2.965	2.260	1.288	1.095	0.720	0.820	47.461
1953/54	0.771	1.752	3.075	12.805	16.131	11.149	3.998	5.239	2.373	0.865	0.321	0.140	58.620
1954/55	0.283	0.648	1.858	2.719	4.878	3.783	1.608	0.782	1.124	1.542	1.234	0.740	21.197
1955/56	1.137	2.184	2.620	9.458	7.424	9.137	9.533	6.335	5.431	2.116	2.033	1.594	59.001
1956/57	1.024	4.806	4.125	5.033	3.869	2.246	2.547	3.660	3.433	1.196	0.592	0.040	32.572
1957/58	0.000	0.000	0.000	1.496	0.469	2.966	4.209	0.611	0.000	0.000	0.303	0.447	10.502
1958/59	0.813	1.806	17.379	8.045	2.904	3.411	3.583	4.669	1.739	0.937	0.792	1.686	47.764
1959/60	2.811	7.642	13.512	11.410	10.530	10.374	7.340	3.777	1.358	0.938	0.829	0.928	71.449
1960/61	2.760	4.101	15.797	15.959	7.163	3.703	3.183	3.465	2.075	1.071	0.924	0.993	61.195
1961/62	5.541	11.173	8.577	10.074	17.641	9.193	7.292	4.296	2.325	0.645	0.584	0.917	78.259
1962/63	0.991	1.238	2.416	8.956	4.709	6.505	4.572	1.838	1.526	0.705	0.411	0.339	34.205
1963/64	0.372	1.263	1.951	1.459	3.759	4.762	7.369	1.445	0.807	0.831	0.628	0.421	25.068
1964/65	2.057	1.506	3.179	9.072	4.752	10.647	6.831	2.849	1.463	1.264	1.160	1.429	46.210
1965/66	4.024	10.311	12.878	7.433	10.426	11.533	6.216	6.543	5.188	2.272	1.582	1.449	79.855
1966/67	3.849	15.951	15.239	8.985	4.051	3.702	5.174	4.006	1.939	1.199	1.133	1.208	66.436
1967/68	1.279	8.374	12.572	16.129	9.680	5.965	7.960	5.721	2.919	1.247	1.361	1.113	74.319
1968/69	0.944	1.039	2.014	2.072	1.963	6.433	8.971	5.354	3.940	2.142	1.409	1.454	37.736
1969/70	1.201	1.093	10.673	8.133	11.572	10.665	4.475	3.932	1.753	1.155	1.216	1.223	57.091
1970/71	1.215	1.467	1.397	2.867	3.522	8.685	8.589	10.800	7.058	3.265	2.024	1.188	52.078
1971/72	1.070	4.116	5.300	8.878	19.954	7.842	4.181	5.723	2.285	1.973	1.288	2.424	65.033
1972/73	2.671	2.092	3.012	5.335	10.651	3.914	3.779	2.062	2.667	1.157	0.945	1.154	39.437
1973/74	1.160	0.831	0.755	0.984	3.439	6.524	3.444	1.306	1.026	0.847	0.812	0.878	22.006
1974/75	1.603	3.094	1.899	1.795	1.921	5.209	8.846	6.523	4.052	2.477	1.684	0.914	40.016
1975/76	1.227	2.488	5.997	2.546	7.499	4.570	5.528	2.730	1.520	1.174	0.793	0.763	36.835
1976/77	0.818	1.046	2.933	2.965	1.904	1.490	3.174	3.812	5.185	2.411	1.679	0.478	27.896
1977/78	0.486	0.677	1.613	4.875	8.909	8.564	9.131	5.471	2.767	2.003	2.542	1.441	48.478
1978/79	0.920	0.571	0.968	5.273	5.948	4.148	7.795	5.728	1.884	0.918	0.408	0.413	34.974
1979/80	0.289	3.954	0.365	2.798	0.850	7.386	2.428	2.412	0.167	2.394	0.000	0.000	23.044
1980/81	0.000	0.052	3.620	3.156	3.475	3.120	5.995	3.559	1.357	0.832	0.524	0.457	26.148
1981/82	0.379	0.343	2.282	3.914	2.830	4.412	2.127	1.241	0.483	0.000	0.146	0.340	18.497
1982/83	0.757	2.659	11.031	2.964	3.268	6.408	4.969	2.392	0.836	0.747	9.048	1.464	46.545
1983/84	0.262	0.857	3.287	6.542	10.632	6.417	2.994	6.225	2.830	1.101	0.558	0.477	42.181
1984/85	1.854	7.006	4.073	4.724	4.373	6.556	3.942	4.182	2.007	1.225	0.971	0.155	41.068
1985/86	0.076	1.496	1.382	5.104	6.593	3.752	4.003	2.334	0.874	0.331	0.302	0.445	26.694
1986/87	0.353	0.371	1.433	4.412	5.569	4.308	3.272	1.445	0.748	0.751	0.649	0.138	23.450
1987/88	1.429	4.569	3.408	8.025	9.460	6.006	14.572	5.851	5.971	4.549	2.384	0.367	66.591
1988/89	0.322	0.286	0.560	0.509	1.602	0.873	7.589	3.498	1.098	1.378	1.248	0.363	19.326
1989/90	0.132	1.509	1.814	1.786	1.224	0.570	5.905	4.034	2.028	0.966	0.602	0.341	20.910
1990/91	0.628	1.985	4.340	3.500	3.760	6.505	14.662	8.378	2.606	0.760	0.406	1.617	49.149
1991/92	1.589	6.401	2.639	0.789	0.519	5.838	4.704	4.041	5.724	3.168	2.003	0.792	38.207
1992/93	6.599	3.231	6.287	2.049	3.847	2.709	6.032	7.494	3.797	1.579	1.202	1.419	46.246
1993/94	1.674	1.497	7.918	6.109	4.839	2.133	3.754	3.090	1.637	0.802	0.451	0.386	34.290
1994/95	1.352	1.488	4.328	8.132	8.854	5.666	2.654	1.716	0.839	0.497	0.432	0.196	36.154
1995/96	0.086	1.106	5.127	6.755	11.695	5.118	3.478	1.874	1.058	0.845	0.728	0.734	38.604
1996/97	0.713	5.747	10.416	13.268	4.271	1.034	1.249	3.770	2.991	3.950	4.896	0.790	53.094
1997/98	0.271	4.555	7.032	4.161	4.102	4.324	4.463	3.946	2.021	1.005	0.604	0.739	37.223
1998/99	0.984	1.960	1.924	3.364	6.797	4.717	3.457	2.432	1.057	0.922	0.712	0.955	29.282
1999/00	0.468	1.842	4.950	2.387	1.609	1.635	4.349	3.644	1.690	0.989	0.804	0.185	24.552
2000/01	1.483	4.105	4.349	11.223	4.325	6.884	4.322	1.534	0.459	0.558	0.573	0.275	40.092
2001/02	0.450	1.812	1.109	1.728	3.847	2.335	1.645	2.545	2.318	1.380	1.225	0.349	20.743
2002/03	0.656	2.045	8.451	12.149	15.749	5.380	3.711	3.493	1.613	0.599	0.641	0.940	55.427
2003/04	2.156	2.385	4.344	8.402	9.681	7.200	5.983	3.454	1.144	0.500	0.459	1.377	47.084
2004/05	0.763	1.926	4.620	6.322	9.314	3.805	4.531	2.170	0.792	0.329	0.353	0.105	35.031
2005/06	2.394	5.162	6.221	4.326	4.546	9.637	4.368	1.521	1.734	1.219	0.618	0.385	42.131

1111. Río Ega I aguas arriba de río Ega II

1940/2005
(hm³)

Serie completa

	Oct	Nov	Dic	Ene	Feb	Mar	Abr	May	Jun	Jul	Ago	Sep	Total
Máximo	6,599	15,951	17,379	16,129	19,954	11,533	14,662	11,845	8,752	4,549	9,048	4,336	91,399
Mínimo	0,000	0,000	0,000	0,509	0,469	0,570	1,249	0,611	0,000	0,000	0,000	0,000	10,502
Media	1,251	2,761	4,797	5,872	6,287	5,190	5,093	3,790	2,177	1,218	1,075	0,807	40,318

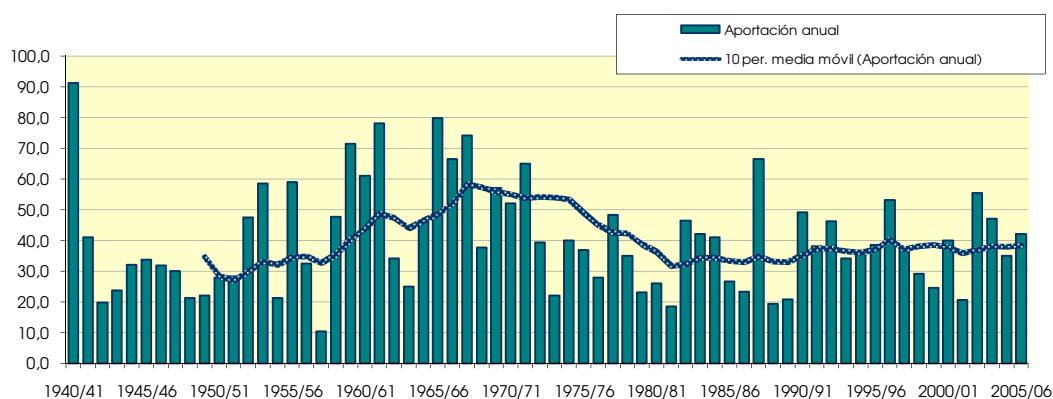
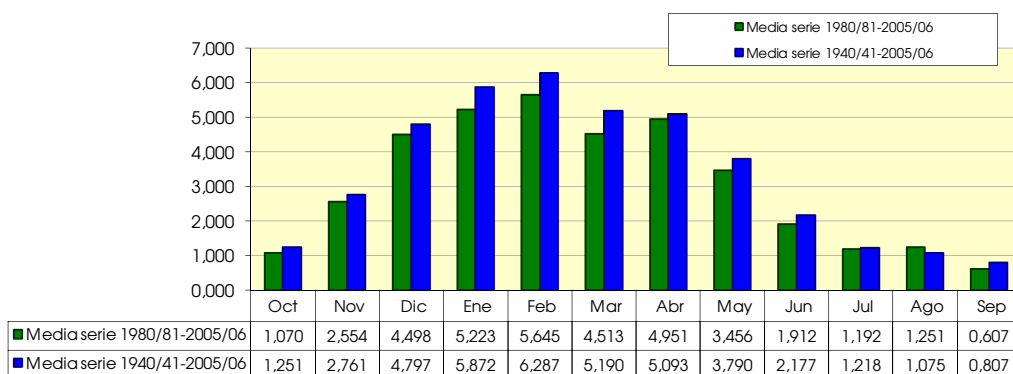
Percentil 1%	0,000	0,034	0,237	0,691	0,501	0,767	1,482	0,722	0,109	0,000	0,095	0,026	15,699
Percentil 5%	0,098	0,350	0,710	1,247	1,267	1,526	1,878	1,330	0,549	0,330	0,308	0,127	20,022
Percentil 10%	0,266	0,557	1,039	1,612	1,614	2,028	2,357	1,483	0,799	0,498	0,407	0,161	21,264
Percentil 25%	0,454	1,032	1,905	2,738	3,487	3,221	3,315	2,192	1,058	0,715	0,531	0,364	26,994
Percentil 50%	0,932	1,809	3,348	4,799	4,682	4,730	4,335	3,479	1,736	0,952	0,716	0,737	37,480
Desviación típica	1,279	2,909	4,125	3,990	4,438	2,715	2,742	2,313	1,692	0,873	1,235	0,666	17,220
Coef. variación	1,022	1,053	0,860	0,680	0,706	0,523	0,538	0,610	0,777	0,717	1,150	0,826	0,427

1980/2005
(hm³)

Serie para asignación y reserva

	Oct	Nov	Dic	Ene	Feb	Mar	Abr	May	Jun	Jul	Ago	Sep	Total
Máximo	6,599	7,006	11,031	13,268	15,749	9,637	14,662	8,378	5,971	4,549	9,048	1,617	66,591
Mínimo	0,000	0,052	0,560	0,509	0,519	0,570	1,249	1,241	0,459	0,000	0,146	0,105	18,497
Media	1,070	2,554	4,498	5,223	5,645	4,513	4,951	3,456	1,912	1,192	1,251	0,607	36,874

Percentil 1%	0,019	0,111	0,697	0,579	0,695	0,646	1,348	1,292	0,465	0,082	0,185	0,114	18,704
Percentil 5%	0,079	0,300	1,177	1,024	1,318	0,913	1,765	1,464	0,549	0,330	0,315	0,142	19,680
Percentil 10%	0,109	0,357	1,408	1,757	1,605	1,334	2,390	1,528	0,770	0,414	0,379	0,170	20,827
Percentil 25%	0,330	1,490	2,372	3,012	3,547	2,812	3,463	2,211	0,920	0,636	0,475	0,340	26,285
Percentil 50%	0,684	1,943	4,334	4,369	4,349	4,564	4,335	3,473	1,625	0,883	0,629	0,415	37,715
Desviación típica	1,318	1,954	2,758	3,380	3,670	2,253	3,184	1,828	1,424	1,074	1,853	0,446	12,321
Coef. variación	1,231	0,765	0,613	0,647	0,650	0,499	0,643	0,529	0,745	0,901	1,480	0,734	0,334



1112. Río Urederra cabecera

(hm ²)	Oct	Nov	Dic	Ene	Feb	Mar	Abr	May	Jun	Jul	Ago	Sep	Total
1940/41	1,164	1,490	2,485	2,159	3,168	1,972	1,210	1,566	2,015	1,271	1,025	0,313	19,839
1941/42	0,749	1,177	1,726	2,774	2,716	1,970	1,834	2,040	1,375	1,343	0,626	0,327	18,657
1942/43	0,461	0,386	0,715	1,291	2,204	1,585	0,718	0,685	0,517	0,321	0,203	0,309	9,395
1943/44	0,541	1,177	1,336	0,948	0,917	0,919	0,617	0,434	0,354	0,307	0,144	0,103	7,797
1944/45	0,695	0,966	2,192	1,192	1,384	1,509	0,944	0,555	0,321	0,179	0,229	0,128	10,292
1945/46	0,115	0,355	1,262	1,151	0,968	0,781	0,868	1,198	0,923	0,588	0,224	0,046	8,480
1946/47	0,061	0,328	1,721	1,602	2,060	1,531	0,814	0,497	0,393	0,204	0,079	0,253	9,543
1947/48	0,384	0,471	1,584	2,292	1,852	0,822	0,635	0,889	0,631	0,275	0,128	0,144	10,105
1948/49	0,214	0,255	0,369	0,744	0,933	1,727	1,426	0,912	0,470	0,288	0,176	0,600	8,113
1949/50	0,602	1,393	2,012	1,645	2,132	1,754	1,624	0,722	0,837	0,537	0,239	0,046	13,543
1950/51	0,154	0,174	2,055	2,360	2,442	2,208	1,424	1,316	0,661	0,575	0,301	0,163	13,833
1951/52	0,232	0,797	1,102	1,042	3,829	1,860	2,408	1,067	0,706	0,425	0,272	0,197	13,937
1952/53	0,311	1,105	1,900	1,230	1,536	4,186	0,773	0,719	0,405	0,412	0,398	0,060	13,035
1953/54	1,482	0,728	1,245	2,281	4,103	2,740	0,724	1,037	0,641	0,568	0,491	0,443	16,482
1954/55	0,376	0,246	0,733	1,500	0,691	0,623	0,457	0,378	0,112	0,048	0,023	0,070	5,258
1955/56	0,163	0,453	0,442	1,416	0,785	1,940	0,842	2,270	0,784	0,603	0,212	0,210	10,119
1956/57	0,335	1,815	0,967	0,810	1,137	0,507	0,392	0,711	0,748	0,464	0,553	0,316	8,754
1957/58	0,301	0,424	0,601	1,677	0,548	4,460	3,891	0,580	0,373	0,324	0,075	0,020	13,275
1958/59	0,015	1,377	3,828	1,509	0,645	1,159	0,844	1,257	0,485	0,421	0,233	0,314	12,088
1959/60	2,253	2,571	7,398	3,166	1,300	0,782	0,680	0,449	0,409	0,166	0,024	0,039	19,236
1960/61	1,549	1,339	3,491	4,801	4,566	0,831	0,866	0,482	0,487	0,485	0,382	0,870	20,149
1961/62	2,241	6,453	1,781	1,100	2,075	1,609	1,544	1,106	0,768	0,676	0,316	0,062	19,732
1962/63	0,046	0,772	3,885	2,043	0,866	2,947	1,636	0,805	0,662	0,521	0,355	0,459	14,998
1963/64	0,421	0,599	1,149	0,680	0,876	0,987	1,392	0,450	0,392	0,061	0,045	0,035	7,090
1964/65	0,340	0,526	2,946	2,859	0,785	3,323	1,604	0,909	0,722	0,300	0,047	0,220	14,580
1965/66	0,680	1,181	2,901	0,917	1,358	1,608	0,806	1,101	0,511	0,446	0,314	0,092	11,916
1966/67	0,397	2,915	2,615	0,913	0,517	0,413	0,523	0,427	0,452	0,306	0,177	0,097	9,753
1967/68	0,109	1,310	1,742	3,326	0,864	0,672	1,010	0,627	0,498	0,404	0,130	0,121	10,812
1968/69	0,118	0,081	0,555	0,661	0,557	1,044	1,107	0,685	0,651	0,381	0,304	0,166	6,310
1969/70	0,350	0,165	2,222	1,980	1,405	1,879	0,756	0,959	0,486	0,371	0,171	0,058	10,803
1970/71	0,035	0,097	0,311	0,451	0,832	0,881	0,999	0,920	0,710	0,416	0,319	0,156	6,126
1971/72	0,057	0,411	1,078	1,218	2,444	1,331	1,044	1,540	0,764	0,434	0,195	0,198	10,715
1972/73	0,618	0,247	0,563	0,928	2,511	1,356	1,248	0,635	1,143	0,251	0,211	0,144	9,855
1973/74	0,102	0,059	0,280	0,390	0,959	1,200	0,897	0,551	0,283	0,219	0,068	0,035	5,044
1974/75	0,645	1,751	1,141	0,914	1,408	1,171	2,180	0,757	0,735	0,495	0,184	0,086	11,467
1975/76	0,174	1,065	1,129	0,493	1,712	0,784	0,792	0,695	0,454	0,228	0,118	0,140	7,783
1976/77	0,270	0,630	0,873	0,778	0,652	0,486	1,257	1,066	1,170	0,490	0,536	0,606	8,815
1977/78	0,192	0,518	0,933	0,950	4,507	1,375	1,231	1,401	0,693	0,743	0,447	0,319	13,311
1978/79	0,295	0,266	0,446	1,558	1,151	0,735	1,514	0,854	0,541	0,410	0,361	0,225	8,353
1979/80	0,414	1,287	0,722	1,128	0,538	1,196	1,073	1,158	1,305	0,523	0,527	0,281	10,150
1980/81	0,341	0,569	1,901	2,221	0,986	0,875	0,935	0,922	0,589	0,480	0,257	0,155	10,230
1981/82	0,130	0,166	0,648	1,084	0,885	1,167	0,896	0,411	0,341	0,261	0,170	0,061	6,220
1982/83	0,181	0,724	1,464	1,209	0,858	1,070	1,046	0,697	0,352	0,169	0,389	0,198	8,357
1983/84	0,100	0,107	0,442	0,962	1,438	0,969	0,551	0,701	0,628	0,373	0,133	0,052	6,458
1984/85	0,197	0,719	1,140	0,876	0,672	0,755	0,609	0,623	0,516	0,279	0,113	0,023	6,523
1985/86	0,011	0,164	0,303	0,781	1,091	0,795	0,761	0,596	0,262	0,116	0,038	0,036	4,953
1986/87	0,055	0,108	0,341	0,543	0,988	0,899	0,660	0,472	0,269	0,173	0,073	0,016	4,599
1987/88	0,159	0,535	0,675	1,075	1,480	1,426	1,138	0,862	0,541	0,559	0,409	0,089	8,946
1988/89	0,046	0,034	0,157	0,190	0,452	0,451	0,821	0,683	0,297	0,111	0,085	0,026	3,351
1989/90	0,021	0,163	0,287	0,333	0,348	0,210	0,711	0,682	0,333	0,166	0,075	0,025	3,353
1990/91	0,057	0,175	0,518	0,582	0,548	0,797	1,335	1,423	0,921	0,444	0,133	0,099	7,031
1991/92	0,228	0,792	0,882	0,473	0,266	0,728	0,909	0,608	0,530	0,478	0,214	0,061	6,169
1992/93	0,736	1,045	1,441	1,095	0,594	0,469	0,620	0,727	0,612	0,442	0,188	0,129	8,097
1993/94	0,313	0,398	1,145	1,448	1,334	0,880	0,699	0,646	0,390	0,217	0,078	0,025	7,574
1994/95	0,084	0,161	0,523	1,076	1,296	1,113	0,679	0,360	0,196	0,084	0,044	0,023	5,638
1995/96	0,028	0,102	0,393	0,661	1,525	1,178	0,559	0,345	0,195	0,125	0,080	0,053	5,245
1996/97	0,139	0,620	1,167	1,508	1,340	0,621	0,161	0,271	0,371	0,383	0,274	0,079	6,934
1997/98	0,055	0,402	0,970	0,992	0,717	0,595	0,587	0,557	0,339	0,190	0,101	0,054	5,558
1998/99	0,202	0,539	0,864	0,768	1,145	1,105	0,693	0,432	0,263	0,131	0,090	0,040	6,271
1999/00	0,053	0,225	0,693	0,645	0,582	0,523	0,652	0,580	0,328	0,168	0,078	0,027	4,552
2000/01	0,270	0,595	0,965	1,293	1,316	0,825	0,705	0,430	0,179	0,077	0,055	0,017	6,729
2001/02	0,034	0,143	0,214	0,131	0,468	0,484	0,293	0,312	0,288	0,193	0,143	0,045	2,748
2002/03	0,077	0,288	1,155	1,621	1,920	1,278	0,577	0,429	0,267	0,148	0,052	0,026	7,838
2003/04	0,142	0,416	0,870	1,326	1,487	1,108	0,759	0,530	0,274	0,090	0,040	0,082	7,126
2004/05	0,146	0,257	0,745	0,995	1,033	0,942	0,988	0,909	0,477	0,199	0,083	0,029	6,805
2005/06	0,113	0,562	1,122	1,159	0,841	1,006	0,797	0,422	0,188	0,161	0,083	0,027	6,480

1112. Río Urederra cabecera

1940/2005
(hm³)

Serie completa

	Oct	Nov	Dic	Ene	Feb	Mar	Abr	May	Jun	Jul	Ago	Sep	Total
Máximo	2,253	6,453	7,398	4,801	4,566	4,460	3,891	2,270	2,015	1,343	1,025	0,870	20,149
Mínimo	0,011	0,034	0,157	0,131	0,266	0,210	0,161	0,271	0,112	0,048	0,023	0,016	2,748
Media	0,357	0,748	1,325	1,302	1,387	1,260	0,996	0,788	0,553	0,359	0,217	0,151	9,444

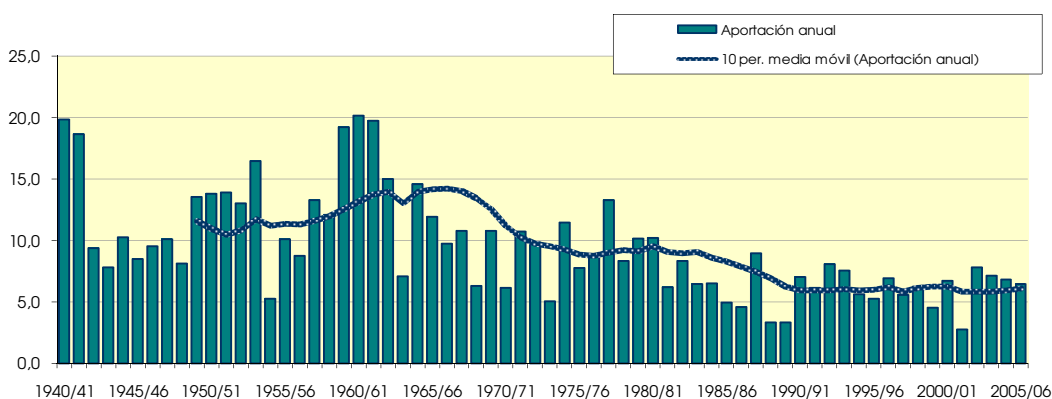
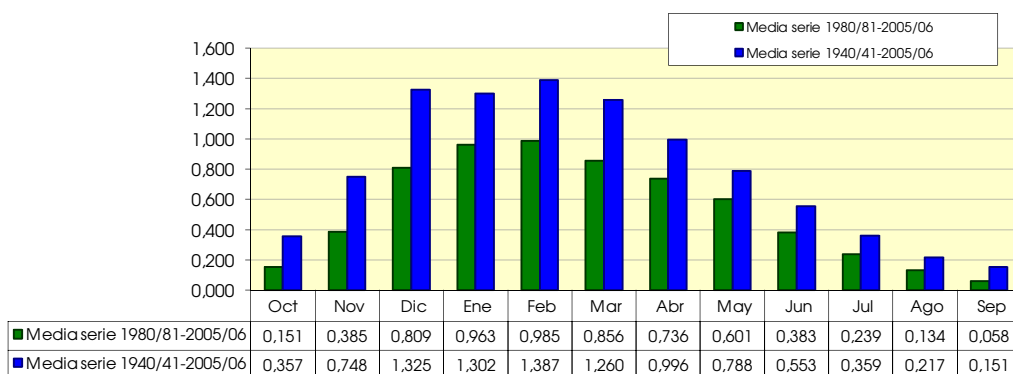
Percentil 1%	0,013	0,050	0,194	0,169	0,319	0,342	0,247	0,297	0,155	0,057	0,023	0,017	3,140
Percentil 5%	0,029	0,098	0,291	0,406	0,480	0,472	0,473	0,364	0,195	0,085	0,041	0,023	4,564
Percentil 10%	0,046	0,126	0,355	0,518	0,548	0,515	0,568	0,424	0,265	0,121	0,049	0,025	5,144
Percentil 25%	0,101	0,247	0,613	0,788	0,785	0,783	0,683	0,505	0,340	0,182	0,081	0,041	6,464
Percentil 50%	0,200	0,522	1,090	1,098	1,114	1,057	0,843	0,690	0,487	0,322	0,177	0,090	8,418
Desviación típica	0,459	0,920	1,150	0,814	0,961	0,813	0,554	0,394	0,322	0,238	0,179	0,163	4,199
Coef. variación	1,286	1,230	0,867	0,625	0,693	0,645	0,556	0,500	0,582	0,662	0,822	1,077	0,445

1980/2005
(hm³)

Serie para asignación y reserva

	Oct	Nov	Dic	Ene	Feb	Mar	Abr	May	Jun	Jul	Ago	Sep	Total
Máximo	0,736	1,045	1,901	2,221	1,920	1,426	1,335	1,423	0,921	0,559	0,409	0,198	10,230
Mínimo	0,011	0,034	0,157	0,131	0,266	0,210	0,161	0,271	0,179	0,077	0,038	0,016	2,748
Media	0,151	0,385	0,809	0,963	0,985	0,856	0,736	0,601	0,383	0,239	0,134	0,058	6,299

Percentil 1%	0,013	0,051	0,171	0,146	0,286	0,270	0,194	0,281	0,181	0,079	0,038	0,016	2,899
Percentil 5%	0,022	0,103	0,232	0,226	0,374	0,455	0,358	0,320	0,189	0,085	0,041	0,019	3,352
Percentil 10%	0,031	0,108	0,295	0,403	0,460	0,476	0,555	0,352	0,195	0,100	0,048	0,023	3,952
Percentil 25%	0,055	0,163	0,461	0,649	0,614	0,648	0,612	0,429	0,268	0,135	0,075	0,026	5,323
Percentil 50%	0,122	0,343	0,805	0,993	0,987	0,878	0,702	0,588	0,336	0,181	0,087	0,042	6,469
Desviación típica	0,149	0,264	0,434	0,468	0,427	0,291	0,243	0,244	0,175	0,143	0,101	0,045	1,743
Coef. variación	0,991	0,687	0,537	0,485	0,434	0,340	0,330	0,406	0,456	0,598	0,752	0,791	0,277



1114. Río Urederra bajo

1940/2005
(hm³)

Serie completa

	Oct	Nov	Dic	Ene	Feb	Mar	Abr	May	Jun	Jul	Ago	Sep	Total
Máximo	37,700	122,400	126,900	91,500	97,600	74,600	67,700	57,100	38,500	16,200	14,400	15,156	401,604
Mínimo	0,200	0,846	3,738	3,493	3,491	3,331	4,297	5,100	2,000	0,700	0,300	0,300	60,342
Media	7,447	16,427	29,094	29,108	30,147	25,141	21,536	15,277	8,791	4,672	3,128	2,824	193,592

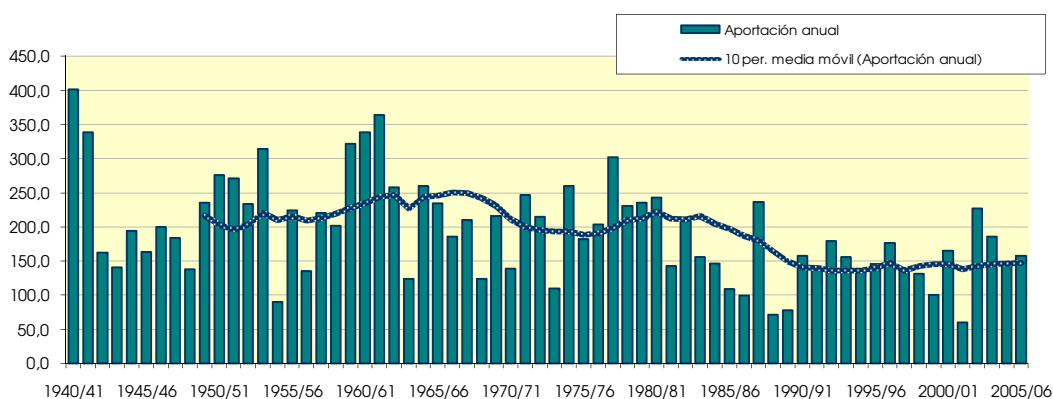
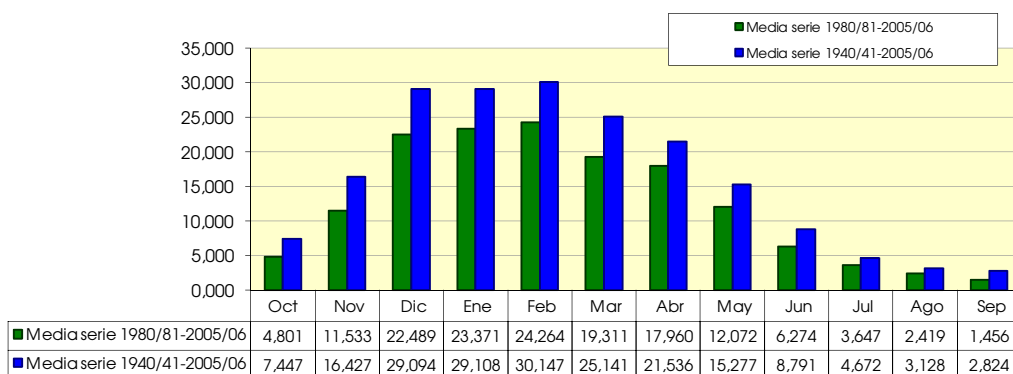
Percentil 1%	0,327	1,206	3,836	3,819	5,459	5,311	5,079	5,536	2,009	0,765	0,300	0,308	67,741
Percentil 5%	0,584	2,475	6,741	6,972	8,125	6,975	7,750	6,069	3,058	1,275	0,610	0,453	92,660
Percentil 10%	1,097	3,455	8,345	10,000	10,740	9,379	11,023	6,682	3,662	1,888	0,871	0,544	109,185
Percentil 25%	2,065	6,488	14,788	15,327	14,413	15,695	13,404	8,679	4,915	2,625	1,325	0,825	140,909
Percentil 50%	4,700	11,600	23,357	24,250	24,632	23,531	18,929	12,270	6,653	4,000	2,434	1,802	184,586
Desviación típica	8,435	17,905	21,397	18,149	20,753	14,713	11,996	9,420	6,558	3,100	2,739	2,874	72,887
Coef. variación	1,133	1,090	0,735	0,624	0,688	0,585	0,557	0,617	0,746	0,664	0,876	1,018	0,376

1980/2005
(hm³)

Serie para asignación y reserva

	Oct	Nov	Dic	Ene	Feb	Mar	Abr	May	Jun	Jul	Ago	Sep	Total
Máximo	23,960	24,696	54,200	55,300	63,806	32,223	39,262	30,654	17,014	12,131	12,704	4,000	243,300
Mínimo	0,396	0,846	3,738	3,493	3,491	3,331	4,297	5,771	2,013	1,173	0,638	0,313	60,342
Media	4,801	11,533	22,489	23,371	24,264	19,311	17,960	12,072	6,274	3,647	2,419	1,456	149,596

Percentil 1%	0,422	1,309	3,776	3,619	4,248	4,092	4,606	5,819	2,093	1,177	0,652	0,323	63,188
Percentil 5%	0,513	2,928	4,547	4,306	7,453	6,378	6,872	5,985	2,512	1,275	0,732	0,374	73,375
Percentil 10%	0,780	3,705	7,205	6,663	10,470	7,820	11,169	6,227	3,067	1,567	0,927	0,470	88,732
Percentil 25%	1,615	5,052	14,579	14,336	13,978	12,514	12,794	7,715	3,977	2,260	1,163	0,694	132,111
Percentil 50%	3,773	8,451	19,161	22,428	21,449	21,213	16,575	10,790	5,065	2,824	1,434	1,110	145,839
Desviación típica	4,887	7,486	13,103	13,863	13,693	8,207	7,999	5,814	3,644	2,551	2,561	1,030	47,400
Coef. variación	1,018	0,649	0,583	0,593	0,564	0,425	0,445	0,482	0,581	0,700	1,059	0,707	0,317



1116. Río Ega en Estella

1940/2005
(hm³)

Serie completa

	Oct	Nov	Dic	Ene	Feb	Mar	Abr	May	Jun	Jul	Ago	Sep	Total
Máximo	68,200	169,800	183,000	163,200	174,100	115,300	102,300	97,600	89,700	35,880	56,241	41,232	893,472
Mínimo	0,912	1,877	7,350	6,558	6,347	6,360	10,249	8,800	4,284	2,696	2,181	0,977	143,373
Media	14,264	30,820	53,733	56,994	60,735	50,727	46,815	34,554	19,966	10,912	8,860	7,592	395,973

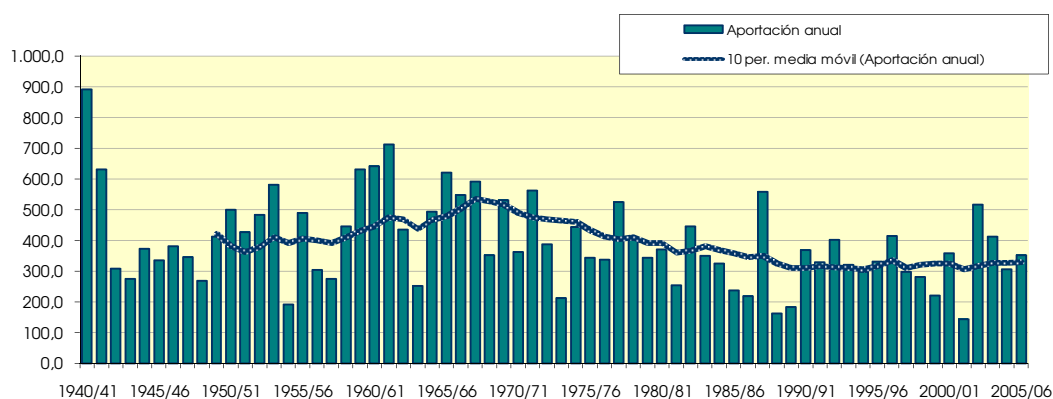
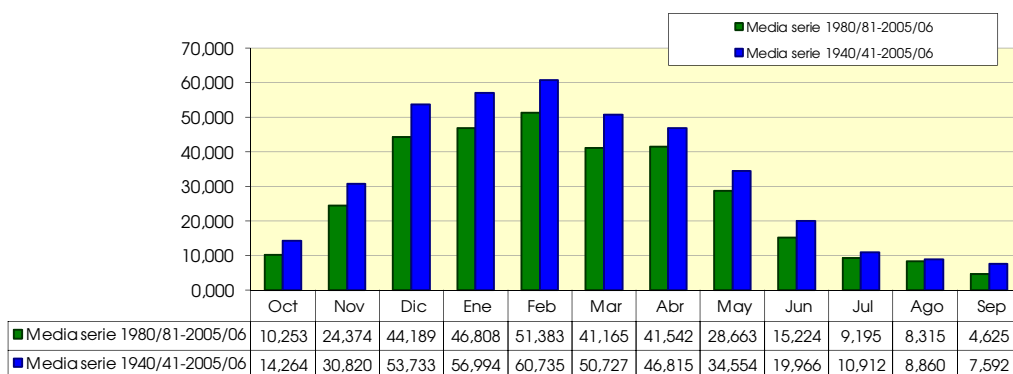
Percentil 1%	0,954	4,216	7,517	8,008	9,371	9,374	11,387	10,620	4,980	2,974	2,347	1,012	156,092
Percentil 5%	2,320	6,850	11,027	13,966	19,606	18,930	20,208	12,951	6,803	4,145	3,115	1,451	196,425
Percentil 10%	3,318	7,550	16,141	19,504	21,693	20,707	23,418	13,982	7,882	4,570	3,640	1,856	230,090
Percentil 25%	6,660	11,648	27,254	32,632	32,900	34,003	32,300	22,604	11,213	6,835	4,953	3,678	304,986
Percentil 50%	10,400	20,562	42,429	50,979	46,901	51,157	43,797	28,150	16,380	9,917	6,950	6,506	366,339
Desviación típica	13,789	29,714	37,571	33,874	38,878	23,709	21,380	19,156	13,747	6,180	7,554	6,014	143,078
Coef. variación	0,967	0,964	0,699	0,594	0,640	0,467	0,457	0,554	0,688	0,566	0,853	0,792	0,361

1980/2005
(hm³)

Serie para asignación y reserva

	Oct	Nov	Dic	Ene	Feb	Mar	Abr	May	Jun	Jul	Ago	Sep	Total
Máximo	56,770	54,911	95,900	107,609	149,505	76,643	98,682	72,427	47,602	35,880	56,241	11,721	558,819
Mínimo	0,912	1,877	7,350	6,558	6,347	6,360	10,249	12,767	4,284	2,696	2,181	0,977	143,373
Media	10,253	24,374	44,189	46,808	51,383	41,165	41,542	28,663	15,224	9,195	8,315	4,625	325,735

Percentil 1%	0,928	2,776	7,415	7,116	7,900	7,519	10,735	12,775	4,552	2,803	2,245	0,990	148,265
Percentil 5%	1,030	5,581	8,914	9,027	14,287	11,142	14,903	12,951	5,694	3,378	2,579	1,062	167,967
Percentil 10%	1,719	6,958	14,857	13,152	19,988	15,450	24,069	13,585	6,892	4,146	3,083	1,330	200,542
Percentil 25%	3,678	12,543	27,821	27,084	31,325	24,598	29,382	18,208	8,767	5,632	3,702	2,358	261,232
Percentil 50%	7,536	16,791	39,979	45,239	41,115	47,413	37,659	25,444	12,439	7,195	4,713	3,602	327,863
Desviación típica	11,076	16,212	24,501	27,464	31,887	18,737	20,536	14,444	10,431	7,490	11,158	3,129	100,434
Coef. variación	1,080	0,665	0,554	0,587	0,621	0,455	0,494	0,504	0,685	0,815	1,342	0,677	0,308



1126. Río Ega en Andosilla

1940/2005
(hm³)

Serie completa

	Oct	Nov	Dic	Ene	Feb	Mar	Abr	May	Jun	Jul	Ago	Sep	Total
Máximo	77,817	202,593	205,155	173,602	187,842	123,666	120,384	109,324	93,268	38,086	59,564	49,082	971,291
Mínimo	1,118	2,164	7,951	7,139	6,698	6,835	11,966	9,268	4,719	2,928	2,314	1,098	153,667
Media	16,506	35,009	58,868	62,745	66,303	55,124	51,966	38,537	21,937	11,618	9,349	8,609	436,571

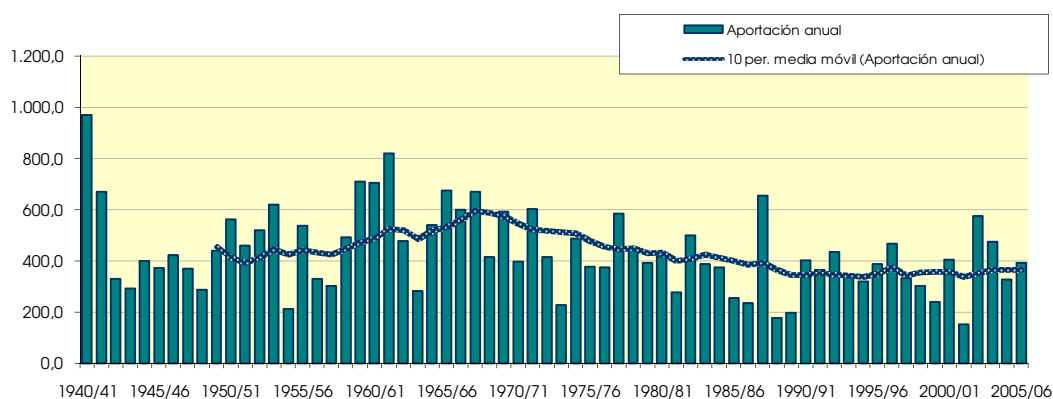
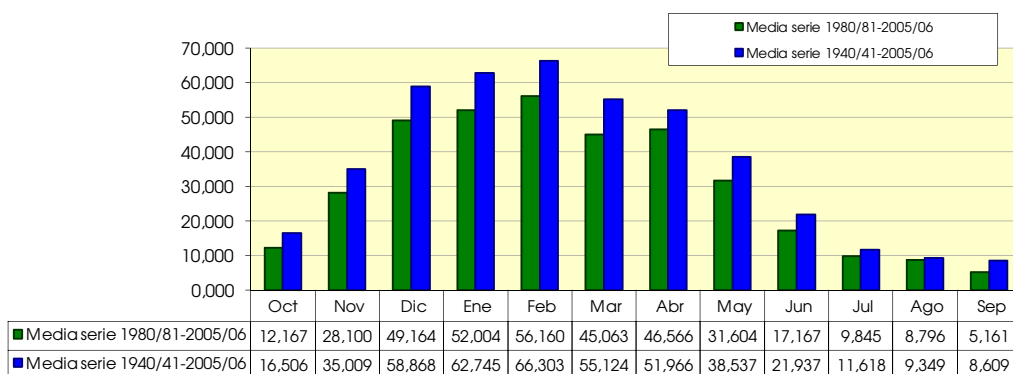
Percentil 1%	1,139	4,671	8,133	8,662	11,041	10,096	12,511	12,068	5,361	3,171	2,466	1,129	168,835
Percentil 5%	2,716	7,464	11,785	15,208	21,002	20,781	21,824	14,299	7,731	4,604	3,461	1,620	216,105
Percentil 10%	3,828	9,066	17,629	21,069	24,486	21,955	24,941	15,304	8,454	4,980	3,856	2,148	247,204
Percentil 25%	7,385	13,080	29,184	34,909	35,547	37,782	35,152	24,441	12,194	7,273	5,323	4,108	329,357
Percentil 50%	12,189	22,402	45,601	54,613	50,139	55,926	46,351	30,646	17,832	10,476	7,392	7,188	403,577
Desviación típica	16,265	34,777	40,932	37,332	42,303	25,674	25,035	22,185	15,376	6,506	7,970	7,310	159,530
Coef. variación	0,985	0,993	0,695	0,595	0,638	0,466	0,482	0,576	0,701	0,560	0,853	0,849	0,365

1980/2005
(hm³)

Serie para asignación y reserva

	Oct	Nov	Dic	Ene	Feb	Mar	Abr	May	Jun	Jul	Ago	Sep	Total
Máximo	64,590	74,878	108,572	131,801	168,794	84,802	120,384	75,777	66,355	38,086	59,564	12,974	655,597
Mínimo	1,118	2,164	7,951	7,139	6,698	6,835	11,966	13,576	4,719	2,928	2,314	1,098	153,667
Media	12,167	28,100	49,164	52,004	56,160	45,063	46,566	31,604	17,167	9,845	8,796	5,161	361,796

Percentil 1%	1,126	3,129	8,021	7,725	8,369	8,089	12,302	13,718	4,966	3,021	2,372	1,110	159,501
Percentil 5%	1,219	6,137	9,649	9,728	15,252	12,010	16,072	14,168	6,096	3,615	2,744	1,194	181,951
Percentil 10%	2,036	8,109	16,138	14,299	21,134	16,584	25,494	14,566	7,440	4,623	3,361	1,543	215,690
Percentil 25%	4,487	13,640	30,262	28,988	33,267	25,860	31,932	19,467	9,251	5,960	3,929	2,565	283,695
Percentil 50%	8,250	19,967	44,254	48,196	44,517	51,286	41,976	27,536	13,535	7,607	4,977	4,236	370,536
Desviación típica	12,826	19,429	27,336	32,255	36,214	21,085	24,975	16,036	13,522	7,950	11,829	3,409	118,633
Coef. variación	1,054	0,691	0,556	0,620	0,645	0,468	0,536	0,507	0,788	0,807	1,345	0,661	0,328



1129. Río Ega bajo

1940/2005
(hm³)

Serie completa

	Oct	Nov	Dic	Ene	Feb	Mar	Abr	May	Jun	Jul	Ago	Sep	Total
Máximo	77,976	202,984	205,240	173,688	187,896	123,709	120,685	109,476	93,292	38,133	59,601	49,175	971,889
Mínimo	1,123	2,177	7,958	7,143	6,702	6,839	11,987	9,275	4,725	2,933	2,320	1,105	153,769
Media	16,530	35,045	58,898	62,778	66,328	55,141	52,000	38,566	21,959	11,631	9,358	8,627	436,860

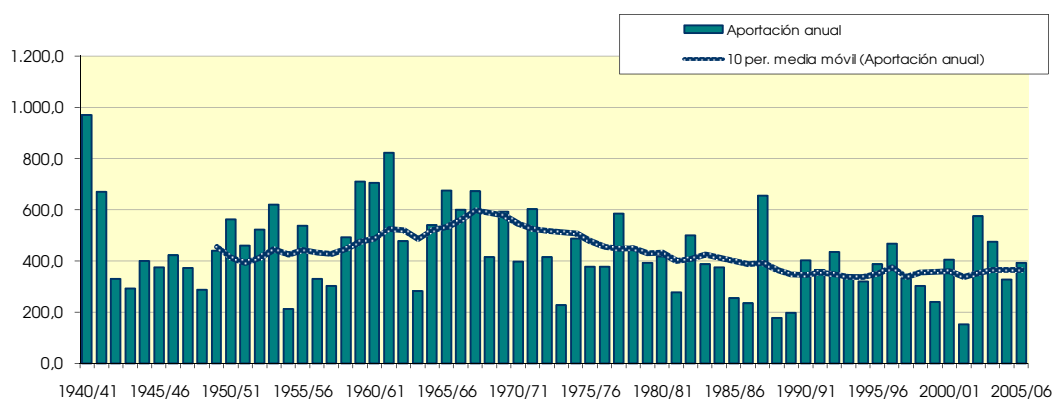
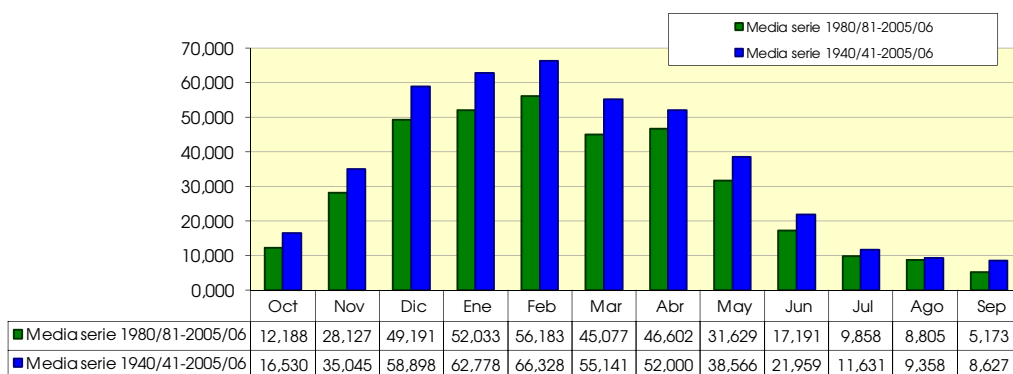
Percentil 1%	1,150	4,681	8,138	8,667	11,046	10,107	12,523	12,080	5,366	3,177	2,472	1,136	168,978
Percentil 5%	2,730	7,475	11,792	15,218	21,014	20,786	21,832	14,308	7,740	4,611	3,472	1,630	216,276
Percentil 10%	3,834	9,082	17,647	21,080	24,499	21,961	24,949	15,315	8,468	5,014	3,864	2,154	247,358
Percentil 25%	7,390	13,093	29,191	34,933	35,562	37,788	35,169	24,452	12,206	7,282	5,331	4,122	329,537
Percentil 50%	12,211	22,417	45,647	54,626	50,153	55,943	46,364	30,670	17,840	10,486	7,400	7,198	403,829
Desviación típica	16,289	34,829	40,943	37,354	42,318	25,681	25,068	22,208	15,393	6,510	7,974	7,328	159,649
Coef. variación	0,985	0,994	0,695	0,595	0,638	0,466	0,482	0,576	0,701	0,560	0,852	0,849	0,365

1980/2005
(hm³)

Serie para asignación y reserva

	Oct	Nov	Dic	Ene	Feb	Mar	Abr	May	Jun	Jul	Ago	Sep	Total
Máximo	64,646	75,021	108,625	131,981	168,896	84,812	120,685	75,787	66,568	38,133	59,601	12,990	656,581
Mínimo	1,123	2,177	7,958	7,143	6,702	6,839	11,987	13,591	4,725	2,933	2,320	1,105	153,769
Media	12,188	28,127	49,191	52,033	56,183	45,077	46,602	31,629	17,191	9,858	8,805	5,173	362,057

Percentil 1%	1,133	3,140	8,027	7,729	8,373	8,096	12,320	13,731	4,972	3,027	2,379	1,117	159,619
Percentil 5%	1,232	6,145	9,657	9,733	15,260	12,023	16,081	14,175	6,101	3,621	2,750	1,201	182,119
Percentil 10%	2,047	8,124	16,150	14,313	21,144	16,589	25,501	14,574	7,446	4,630	3,371	1,548	215,857
Percentil 25%	4,506	13,650	30,269	28,995	33,275	25,870	31,951	19,481	9,261	5,969	3,939	2,571	283,851
Percentil 50%	8,261	19,992	44,302	48,207	44,551	51,298	41,989	27,547	13,543	7,614	4,985	4,250	370,817
Desviación típica	12,838	19,447	27,347	32,285	36,235	21,091	25,026	16,048	13,560	7,956	11,836	3,413	118,772
Coef. variación	1,053	0,691	0,556	0,620	0,645	0,468	0,537	0,507	0,789	0,807	1,344	0,660	0,328



1201. Río Ésera (Embalse de Santa Liestra)

1940/2005
(hm³)

Serie completa

	Oct	Nov	Dic	Ene	Feb	Mar	Abr	May	Jun	Jul	Ago	Sep	Total
Máximo	267,407	153,335	78,434	100,539	114,493	120,648	109,443	170,030	191,104	130,599	187,953	109,413	985,153
Mínimo	5,829	4,480	6,526	5,086	4,810	4,850	6,636	16,844	24,590	14,170	9,518	8,433	207,444
Media	41,078	40,343	32,607	30,705	26,615	35,901	45,968	80,049	84,636	42,898	29,708	32,845	523,352

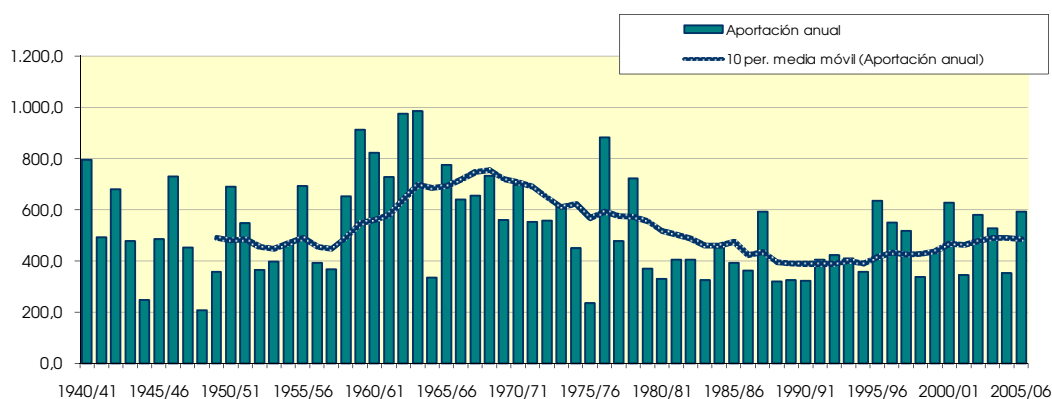
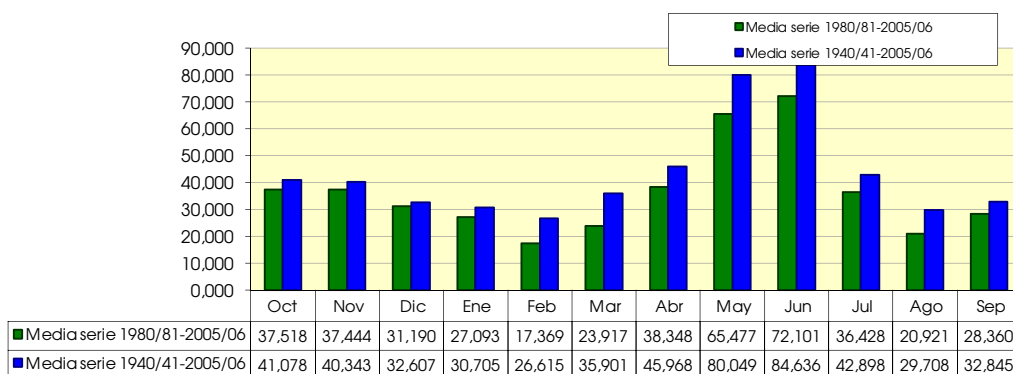
Percentil 1%	6,928	5,853	8,040	7,622	6,134	6,062	8,475	20,761	28,115	16,876	9,555	8,929	225,677
Percentil 5%	9,919	8,370	10,223	10,753	8,410	9,714	18,707	28,283	36,046	19,873	10,643	10,327	321,374
Percentil 10%	11,436	10,650	12,343	11,635	9,715	11,299	21,250	39,531	42,592	23,621	12,690	13,987	327,874
Percentil 25%	19,199	17,362	15,610	13,690	12,561	17,125	24,124	52,881	61,317	28,630	18,436	16,816	368,205
Percentil 50%	27,024	30,213	27,486	20,597	19,551	23,943	43,278	73,160	80,221	35,433	24,734	25,174	481,881
Desviación típica	38,842	32,524	19,847	22,918	21,298	28,641	24,747	37,818	36,943	22,343	23,795	23,002	183,699
Coef. variación	0,946	0,806	0,609	0,746	0,800	0,798	0,538	0,472	0,436	0,521	0,801	0,700	0,351

1980/2005
(hm³)

Serie para asignación y reserva

	Oct	Nov	Dic	Ene	Feb	Mar	Abr	May	Jun	Jul	Ago	Sep	Total
Máximo	103,616	95,670	78,434	100,539	37,594	91,446	68,379	113,119	178,424	74,955	39,498	100,030	634,579
Mínimo	7,520	7,173	8,856	8,987	6,847	6,714	17,683	24,660	37,492	19,670	9,518	8,433	321,156
Media	37,518	37,444	31,190	27,093	17,369	23,917	38,348	65,477	72,101	36,428	20,921	28,360	436,167

Percentil 1%	8,072	8,021	9,063	9,200	7,184	7,067	18,466	26,934	38,245	19,719	9,532	8,624	321,374
Percentil 5%	9,919	11,214	9,764	10,283	8,245	8,894	20,937	35,166	41,727	19,873	9,734	10,490	322,541
Percentil 10%	10,585	13,439	10,443	11,635	8,431	11,775	21,687	41,710	45,528	20,913	10,603	14,414	324,337
Percentil 25%	19,821	20,239	14,107	12,731	10,696	14,153	23,073	51,125	55,876	25,122	13,312	15,541	346,781
Percentil 50%	27,865	33,155	25,711	17,547	16,164	19,579	33,945	62,711	64,988	33,200	21,782	22,110	406,390
Desviación típica	26,040	24,205	21,565	22,437	8,809	17,214	15,304	21,840	28,364	14,684	8,104	19,340	105,713
Coef. variación	0,694	0,646	0,691	0,828	0,507	0,720	0,399	0,334	0,393	0,403	0,387	0,682	0,242



1203. Embalse de Barasona

1940/2005
(hm³)

Serie completa

	Oct	Nov	Dic	Ene	Feb	Mar	Abr	May	Jun	Jul	Ago	Sep	Total
Máximo	406,779	212,209	136,200	180,900	190,056	189,342	159,523	259,196	260,108	177,634	235,910	156,050	1.407,374
Mínimo	9,478	7,488	10,929	8,451	7,237	7,748	9,266	24,890	28,422	21,515	11,900	10,437	280,156
Media	60,270	59,538	51,490	51,569	43,967	58,203	70,771	115,568	109,479	57,516	40,038	45,592	764,001

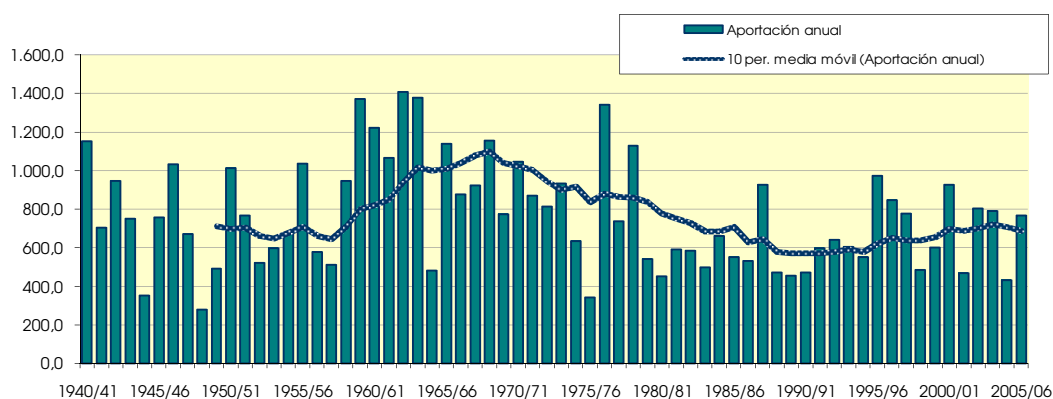
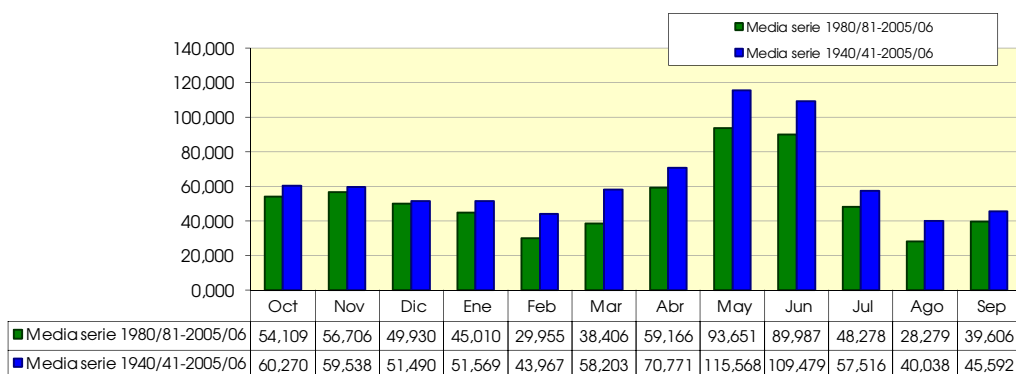
Percentil 1%	10,091	9,114	13,430	11,603	9,618	9,016	12,793	29,439	32,840	24,040	12,875	12,015	319,393
Percentil 5%	15,413	13,410	16,975	17,025	14,112	15,505	27,467	41,600	47,579	27,800	14,926	13,271	437,698
Percentil 10%	16,687	15,957	19,568	17,716	15,588	18,947	33,042	54,142	53,834	29,174	17,236	19,556	469,950
Percentil 25%	28,743	25,621	24,650	22,412	20,998	27,560	37,129	77,443	76,540	37,482	24,573	23,325	544,779
Percentil 50%	40,562	46,150	42,503	36,050	33,785	41,080	67,900	105,529	100,950	46,498	32,450	35,050	743,919
Desviación típica	57,667	45,800	31,251	40,173	34,339	46,536	37,329	55,747	48,692	31,620	30,742	32,458	275,538
Coef. variación	0,957	0,769	0,607	0,779	0,781	0,800	0,527	0,482	0,445	0,550	0,768	0,712	0,361

1980/2005
(hm³)

Serie para asignación y reserva

	Oct	Nov	Dic	Ene	Feb	Mar	Abr	May	Jun	Jul	Ago	Sep	Total
Máximo	144,000	148,400	136,200	180,900	69,100	145,100	111,700	157,500	185,525	113,500	55,221	145,151	972,400
Mínimo	10,421	10,905	14,777	13,300	10,900	9,699	26,300	38,800	50,500	25,400	11,900	10,437	432,657
Media	54,109	56,706	49,930	45,010	29,955	38,406	59,166	93,651	89,987	48,278	28,279	39,606	633,082

Percentil 1%	11,741	11,838	14,783	14,225	11,025	10,049	27,064	41,600	50,977	25,925	12,275	11,154	437,698
Percentil 5%	15,819	16,178	15,250	17,025	11,996	12,495	30,047	50,686	54,080	27,800	13,475	14,428	453,290
Percentil 10%	16,187	20,950	17,350	17,250	14,442	17,805	32,439	57,273	59,800	28,800	14,199	19,200	462,100
Percentil 25%	28,319	30,317	23,012	19,760	17,125	23,661	36,000	73,398	71,050	34,325	18,967	22,761	486,959
Percentil 50%	40,883	49,650	40,781	27,016	26,433	30,500	54,555	91,200	85,550	39,862	29,040	30,133	594,406
Desviación típica	36,993	36,646	35,654	40,349	15,994	27,408	24,748	30,426	29,103	21,662	11,496	28,252	165,023
Coef. variación	0,684	0,646	0,714	0,896	0,534	0,714	0,418	0,325	0,323	0,449	0,407	0,713	0,261



1204. Embalse de Beranúy

1940/2005
(hm³)

Serie completa

	Oct	Nov	Dic	Ene	Feb	Mar	Abr	May	Jun	Jul	Ago	Sep	Total
Máximo	70,120	35,177	28,598	38,984	31,492	40,433	34,739	52,240	43,637	33,477	33,339	25,386	250,097
Mínimo	0,943	0,716	1,031	0,713	1,113	1,357	1,639	4,896	1,397	2,060	0,962	0,801	46,064
Media	10,818	11,331	9,284	9,363	7,352	11,669	14,287	21,463	14,599	8,070	5,939	7,145	131,321

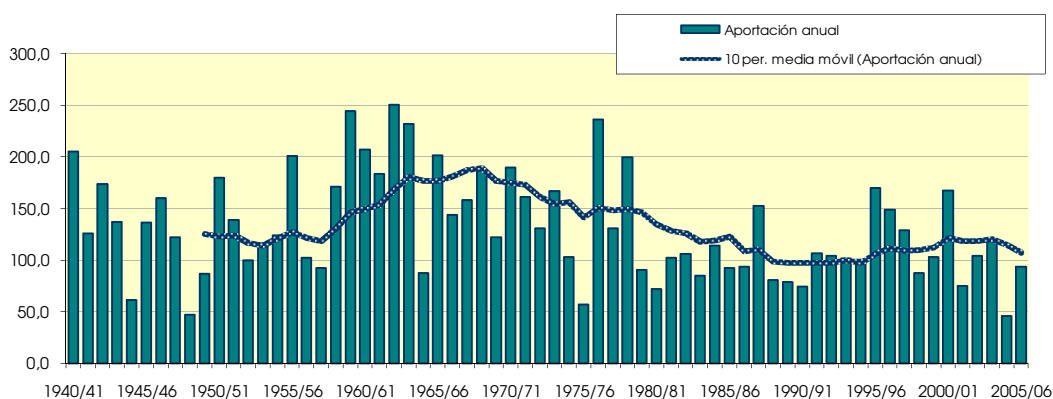
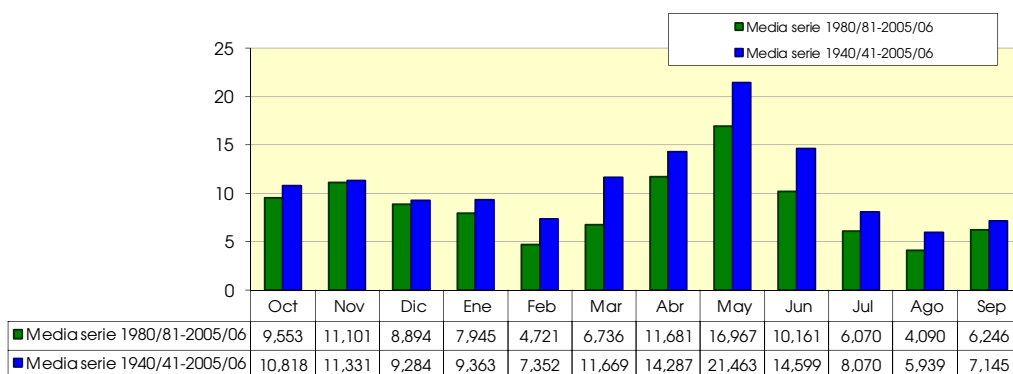
Percentil 1%	1,205	1,106	1,473	1,103	1,123	1,674	2,761	5,004	2,040	2,108	1,106	0,861	46,880
Percentil 5%	2,072	1,655	2,105	1,909	1,341	2,362	5,039	5,749	4,106	2,454	1,711	1,574	63,686
Percentil 10%	2,667	2,683	2,541	2,234	1,934	2,899	5,729	8,976	6,706	3,032	1,907	2,276	76,863
Percentil 25%	4,441	4,681	4,290	3,461	3,186	4,310	7,571	14,721	8,395	4,041	3,076	3,732	93,464
Percentil 50%	7,176	8,534	7,446	5,478	5,577	7,815	12,987	19,350	11,689	5,961	5,139	5,580	121,954
Desviación típica	10,616	9,095	6,567	8,552	6,234	9,944	7,973	11,154	8,865	6,548	4,841	5,579	49,793
Coef. variación	0,981	0,803	0,707	0,913	0,848	0,852	0,558	0,520	0,607	0,811	0,815	0,781	0,379

1980/2005
(hm³)

Serie para asignación y reserva

	Oct	Nov	Dic	Ene	Feb	Mar	Abr	May	Jun	Jul	Ago	Sep	Total
Máximo	26,905	32,682	28,598	38,984	10,787	29,785	23,648	30,950	17,807	17,027	9,865	25,386	170,088
Mínimo	1,346	1,317	1,712	1,313	1,129	1,357	4,489	4,896	1,397	2,060	0,962	0,801	46,064
Media	9,553	11,101	8,894	7,945	4,721	6,736	11,681	16,967	10,161	6,070	4,090	6,246	104,162

Percentil 1%	1,437	1,647	1,750	1,317	1,149	1,479	4,621	4,937	2,068	2,078	1,018	0,981	52,444
Percentil 5%	1,851	2,662	1,928	1,464	1,221	1,936	5,077	5,905	4,106	2,210	1,313	1,574	72,266
Percentil 10%	2,368	3,099	2,120	1,975	1,430	2,540	5,508	8,976	5,096	2,469	1,739	1,935	74,675
Percentil 25%	4,368	6,032	3,381	2,956	2,313	3,947	6,944	13,600	7,662	3,371	2,216	3,252	85,537
Percentil 50%	6,994	8,893	6,694	3,992	4,323	5,162	10,400	16,116	9,429	4,964	3,608	4,943	101,942
Desviación típica	7,363	8,299	7,842	9,108	2,972	5,773	5,679	6,466	4,480	3,809	2,376	5,349	29,686
Coef. variación	0,771	0,748	0,882	1,146	0,630	0,857	0,486	0,381	0,441	0,627	0,581	0,856	0,285



1205. Río Isábena, aguas abajo del barranco Ceguera

1940/2005
(hm³)

Serie completa

	Oct	Nov	Dic	Ene	Feb	Mar	Abr	May	Jun	Jul	Ago	Sep	Total
Máximo	87,615	43,885	38,700	52,792	45,405	48,613	42,535	65,440	53,288	39,412	38,792	33,683	308,872
Mínimo	1,485	1,153	1,710	1,216	1,454	1,760	1,986	6,087	1,806	2,807	1,297	1,074	57,162
Media	13,599	13,978	12,332	12,787	10,115	14,579	17,608	26,218	17,931	10,035	7,394	9,043	165,619

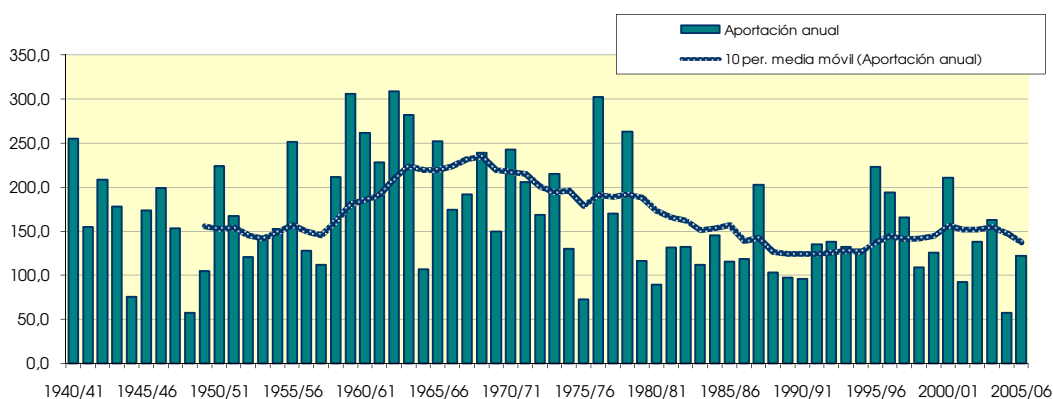
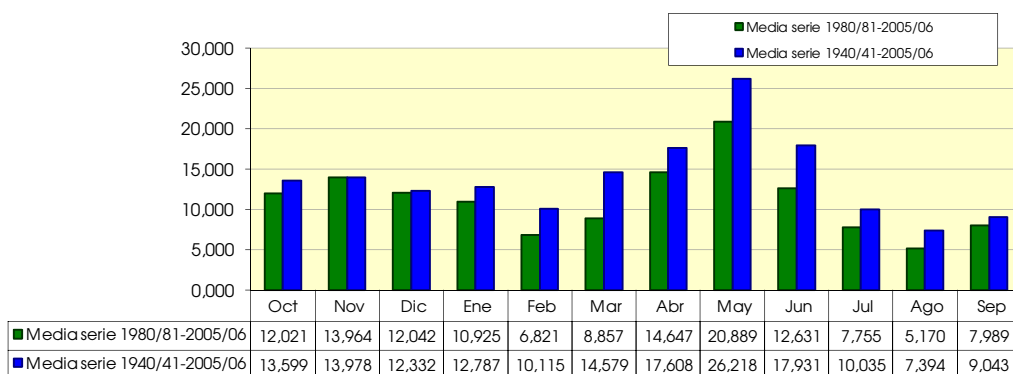
Percentil 1%	1,680	1,622	2,320	1,682	1,597	2,041	3,398	6,532	2,490	2,883	1,436	1,213	57,398
Percentil 5%	2,698	2,470	2,957	2,740	2,308	3,179	6,331	7,142	5,315	3,248	2,199	2,146	79,176
Percentil 10%	3,391	3,500	3,720	3,382	3,114	3,996	7,049	11,047	8,039	3,755	2,511	2,908	96,900
Percentil 25%	6,125	6,085	5,780	4,862	4,695	6,150	9,310	17,651	10,272	5,249	3,944	4,701	118,750
Percentil 50%	9,215	10,711	9,769	7,722	7,559	9,840	15,709	24,095	14,202	7,634	6,184	6,747	152,933
Desviación típica	13,102	10,843	8,518	11,670	8,357	12,015	9,656	13,629	10,752	7,612	5,754	7,065	62,694
Coef. variación	0,963	0,776	0,691	0,913	0,826	0,824	0,548	0,520	0,600	0,759	0,778	0,781	0,379

1980/2005
(hm³)

Serie para asignación y reserva

	Oct	Nov	Dic	Ene	Feb	Mar	Abr	May	Jun	Jul	Ago	Sep	Total
Máximo	32,083	39,360	38,700	52,792	16,038	37,347	31,845	37,658	22,722	19,478	12,443	33,683	223,337
Mínimo	1,785	1,875	2,648	1,932	1,675	1,760	5,375	6,087	1,806	2,807	1,297	1,074	57,524
Media	12,021	13,964	12,042	10,925	6,821	8,857	14,647	20,889	12,631	7,755	5,170	7,989	133,712

Percentil 1%	2,008	2,226	2,691	2,039	1,675	1,871	5,659	6,345	2,652	2,836	1,351	1,337	65,426
Percentil 5%	2,812	3,408	2,836	2,446	1,824	2,406	6,590	7,893	5,315	2,940	1,666	2,146	89,844
Percentil 10%	3,216	4,208	3,029	2,769	2,349	3,466	6,949	11,062	6,578	3,102	2,269	2,481	94,085
Percentil 25%	5,483	7,543	4,830	4,045	3,221	5,739	9,013	16,441	9,555	4,486	2,897	4,104	109,409
Percentil 50%	8,882	12,025	8,839	5,965	6,076	6,846	13,256	21,300	11,707	6,099	4,757	6,144	130,183
Desviación típica	9,024	10,100	10,390	12,305	4,164	7,206	7,201	7,881	5,590	4,739	2,938	6,983	39,721
Coef. variación	0,751	0,723	0,863	1,126	0,610	0,814	0,492	0,377	0,443	0,611	0,568	0,874	0,297



1207. Embalse de Escalles (toma, central hidroeléctrica de Escalles)

1940/2005

(hm³)

Serie completa

	Oct	Nov	Dic	Ene	Feb	Mar	Abr	May	Jun	Jul	Ago	Sep	Total
Máximo	113,938	80,485	76,761	90,488	80,126	110,103	82,822	115,903	135,972	155,318	94,202	98,525	777,880
Mínimo	7,937	8,641	8,394	7,196	7,320	7,282	14,868	11,590	26,601	25,282	14,525	18,626	299,079
Media	30,442	30,675	27,950	26,739	24,626	34,344	39,700	48,349	54,983	57,175	49,866	43,923	468,772

Percentil 1%	8,527	9,156	8,481	8,038	7,332	9,210	15,623	16,032	27,585	28,704	17,231	18,995	299,116
Percentil 5%	9,843	10,111	10,484	9,659	10,438	10,673	16,537	21,863	30,187	32,008	25,382	21,708	311,204
Percentil 10%	11,574	11,661	11,633	10,597	11,482	13,942	20,169	24,601	33,703	35,942	29,413	25,738	324,827
Percentil 25%	17,466	17,688	17,234	14,477	13,556	16,534	26,552	37,483	41,144	40,993	38,953	31,339	376,977
Percentil 50%	26,367	26,680	23,450	21,338	19,459	28,409	36,571	44,594	49,605	50,185	48,182	40,172	451,914
Desviación típica	18,550	17,794	15,123	16,930	14,963	22,337	17,302	18,925	20,967	23,371	16,464	17,189	114,173
Coef. variación	0,609	0,580	0,541	0,633	0,608	0,650	0,436	0,391	0,381	0,409	0,330	0,391	0,244

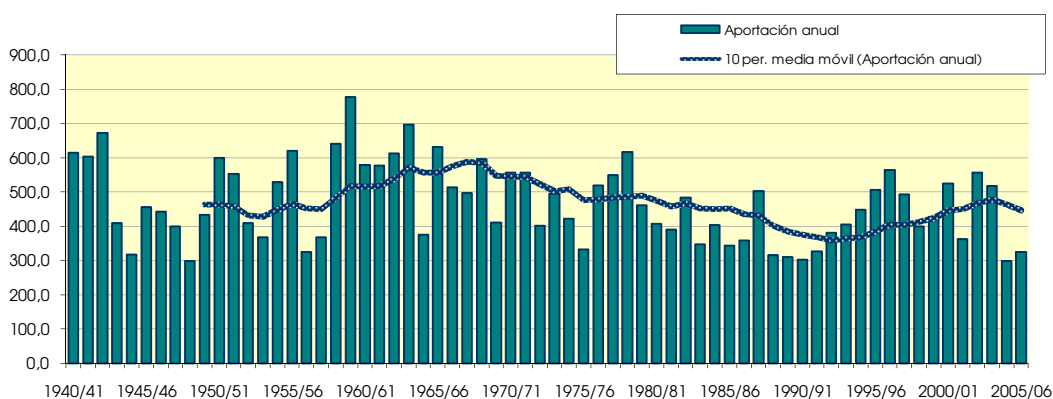
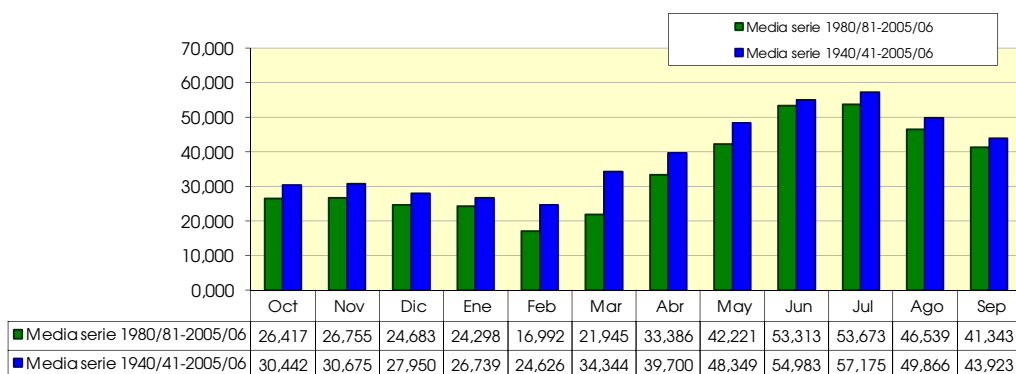
1980/2005

(hm³)

Serie para asignación y reserva

	Oct	Nov	Dic	Ene	Feb	Mar	Abr	May	Jun	Jul	Ago	Sep	Total
Máximo	62,090	76,319	51,361	77,630	50,130	49,643	76,695	76,009	135,972	97,349	77,244	98,525	564,221
Mínimo	7,937	9,664	8,394	8,491	7,320	7,282	16,029	11,590	28,115	35,063	14,525	18,626	299,136
Media	26,417	26,755	24,683	24,298	16,992	21,945	33,386	42,221	53,313	53,673	46,539	41,343	411,565

Percentil 1%	8,164	9,938	8,570	8,753	7,325	8,024	16,054	13,765	28,581	35,521	17,511	18,836	299,995
Percentil 5%	9,023	10,765	9,386	9,659	7,847	10,325	16,162	20,663	30,187	36,938	27,179	20,168	304,304
Percentil 10%	9,613	10,795	10,772	10,173	10,042	11,652	16,817	21,946	32,607	37,237	29,413	23,159	312,911
Percentil 25%	14,091	13,586	15,761	12,064	11,754	14,909	25,567	33,441	42,420	43,685	38,374	28,194	344,223
Percentil 50%	26,367	22,225	22,655	16,629	15,637	17,148	32,932	40,426	45,970	50,129	47,461	39,647	401,878
Desviación típica	14,029	16,171	12,418	17,863	8,713	11,654	13,711	16,024	22,629	14,830	14,133	17,331	83,237
Coef. variación	0,531	0,604	0,503	0,735	0,513	0,531	0,411	0,380	0,424	0,276	0,304	0,419	0,202



1208. Embalse de Sopeira (toma, central hidroeléctrica de Puente Montañana)

1940/2005

(hm³)

Serie completa

	Oct	Nov	Dic	Ene	Feb	Mar	Abr	May	Jun	Jul	Ago	Sep	Total
Máximo	114,496	80,580	76,999	90,838	80,389	110,460	83,038	116,130	136,017	155,941	94,401	99,284	780,697
Mínimo	7,966	8,679	8,425	7,233	7,357	7,304	14,921	11,613	26,644	25,317	14,562	18,666	299,659
Media	30,547	30,769	28,078	26,886	24,756	34,450	39,814	48,469	55,078	57,301	50,002	44,078	470,228

Percentil 1%	8,556	9,185	8,517	8,080	7,386	9,255	15,695	16,057	27,622	28,767	17,271	19,035	299,709
Percentil 5%	9,884	10,144	10,532	9,724	10,468	10,714	16,558	21,918	30,225	32,094	25,494	21,785	312,155
Percentil 10%	11,616	11,706	11,685	10,678	11,537	14,011	20,219	24,650	33,737	36,035	29,487	25,831	326,124
Percentil 25%	17,496	17,746	17,325	14,544	13,602	16,627	26,596	37,550	41,252	41,092	39,094	31,461	378,178
Percentil 50%	26,445	26,764	23,543	21,509	19,577	28,542	36,688	44,707	49,677	50,288	48,276	40,258	453,397
Desviación típica	18,620	17,845	15,189	17,019	15,020	22,388	17,351	18,979	20,992	23,445	16,502	17,268	114,547
Coef. variación	0,610	0,580	0,541	0,633	0,607	0,650	0,436	0,392	0,381	0,409	0,330	0,392	0,244

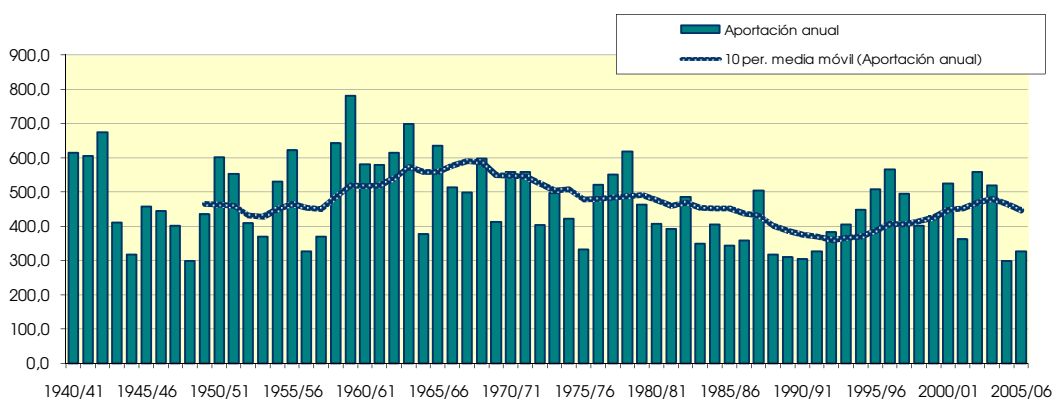
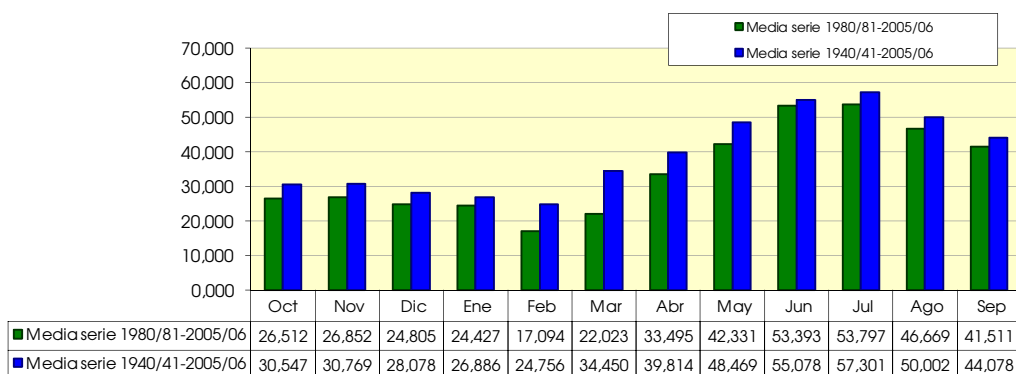
1980/2005

(hm³)

Serie para asignación y reserva

	Oct	Nov	Dic	Ene	Feb	Mar	Abr	May	Jun	Jul	Ago	Sep	Total
Máximo	62,286	76,630	51,580	78,147	50,280	49,813	77,083	76,148	136,017	97,778	77,308	99,284	566,418
Mínimo	7,966	9,686	8,425	8,536	7,357	7,304	16,112	11,613	28,148	35,167	14,562	18,666	299,659
Media	26,512	26,852	24,805	24,427	17,094	22,023	33,495	42,331	53,393	53,797	46,669	41,511	412,910

Percentil 1%	8,193	9,962	8,604	8,804	7,368	8,054	16,129	13,792	28,611	35,621	17,558	18,884	300,634
Percentil 5%	9,057	10,797	9,432	9,724	7,906	10,379	16,204	20,706	30,225	37,027	27,263	20,245	305,250
Percentil 10%	9,655	10,834	10,818	10,226	10,079	11,689	16,842	22,002	32,678	37,311	29,487	23,255	313,991
Percentil 25%	14,155	13,637	15,820	12,119	11,796	14,976	25,650	33,494	42,474	43,820	38,460	28,310	345,314
Percentil 50%	26,445	22,323	22,784	16,698	15,701	17,210	33,076	40,506	46,036	50,303	47,587	39,768	403,076
Desviación típica	14,075	16,234	12,496	17,985	8,747	11,682	13,774	16,073	22,636	14,876	14,154	17,449	83,529
Coef. variación	0,531	0,605	0,504	0,736	0,512	0,530	0,411	0,380	0,424	0,277	0,303	0,420	0,202



1209. Embalse de Canelles

1940/2005
(hm³)

Serie completa

	Oct	Nov	Dic	Ene	Feb	Mar	Abr	May	Jun	Jul	Ago	Sep	Total
Máximo	170,025	94,999	93,223	131,553	124,322	139,738	113,158	151,575	143,353	194,940	116,320	137,767	1.045,019
Mínimo	10,930	12,172	12,794	10,957	11,633	9,819	18,998	14,988	30,544	30,025	20,632	23,332	352,443
Media	40,503	39,522	39,749	41,633	39,352	47,722	53,138	61,966	65,739	71,453	62,608	58,091	621,476

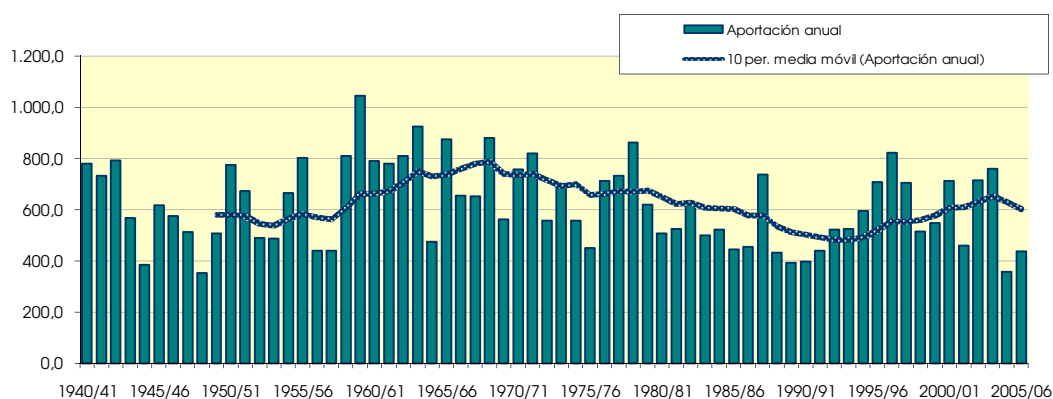
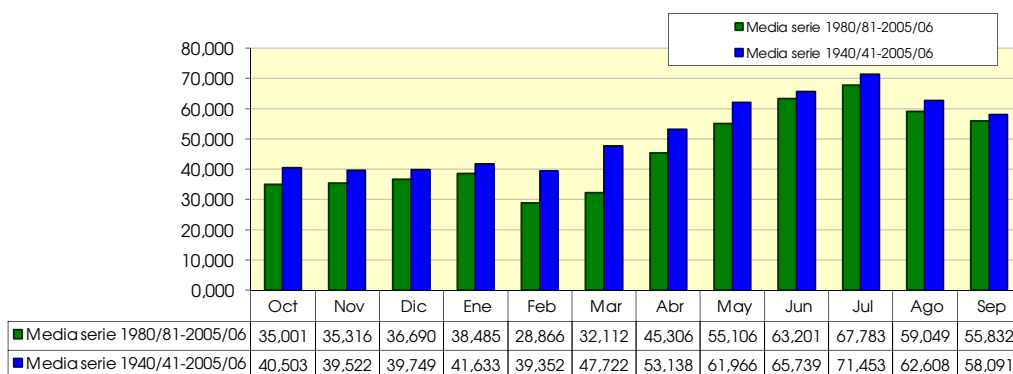
Percentil 1%	11,891	12,721	12,969	12,690	12,466	13,112	20,890	19,411	31,342	37,301	22,911	24,322	356,001
Percentil 5%	14,227	14,179	16,276	16,883	14,093	16,779	22,807	28,992	33,872	42,106	32,350	31,215	394,087
Percentil 10%	16,868	16,634	17,830	17,621	16,395	18,211	25,608	32,383	39,732	46,418	36,967	35,265	438,758
Percentil 25%	21,949	24,619	25,875	22,440	21,881	25,650	33,265	46,177	49,537	52,067	52,560	42,007	493,733
Percentil 50%	35,158	35,333	34,207	33,085	34,348	39,969	51,254	56,428	60,261	64,662	61,610	56,386	607,005
Desviación típica	24,782	21,050	19,794	26,535	23,148	28,710	23,492	25,810	24,279	27,387	18,929	21,599	160,327
Coef. variación	0,612	0,533	0,498	0,637	0,588	0,602	0,442	0,417	0,369	0,383	0,302	0,372	0,258

1980/2005
(hm³)

Serie para asignación y reserva

	Oct	Nov	Dic	Ene	Feb	Mar	Abr	May	Jun	Jul	Ago	Sep	Total
Máximo	74,523	94,999	80,539	131,553	76,483	70,760	113,158	105,483	143,353	113,446	86,934	137,767	823,004
Mínimo	10,930	13,132	13,063	13,623	11,633	9,819	18,998	14,988	32,674	46,058	20,632	23,332	357,917
Media	35,001	35,316	36,690	38,485	28,866	32,112	45,306	55,106	63,201	67,783	59,049	55,832	552,745

Percentil 1%	11,299	13,662	13,535	14,279	11,953	11,086	19,726	17,348	32,762	46,304	23,567	23,713	366,697
Percentil 5%	12,564	15,532	15,274	16,444	13,153	15,583	22,070	25,781	34,205	47,883	33,214	27,255	394,087
Percentil 10%	13,558	16,540	16,492	17,079	14,318	17,766	23,770	30,633	39,723	51,220	36,967	34,464	414,503
Percentil 25%	20,380	21,171	22,770	20,296	18,292	22,736	33,189	39,982	50,963	56,642	50,149	39,703	447,693
Percentil 50%	34,141	29,365	33,400	24,699	24,967	25,822	44,799	50,966	55,511	65,108	60,931	54,875	521,817
Desviación típica	17,224	19,388	18,983	31,732	15,316	16,035	19,759	21,755	24,590	15,592	16,121	22,849	130,285
Coef. variación	0,492	0,549	0,517	0,825	0,531	0,499	0,436	0,395	0,389	0,230	0,273	0,409	0,236



1210. Embalse de Santa Ana

1940/2005
(hm³)

Serie completa

	Oct	Nov	Dic	Ene	Feb	Mar	Abr	May	Jun	Jul	Ago	Sep	Total
Máximo	175,259	95,824	94,320	135,591	126,586	141,446	114,896	154,578	143,869	196,582	117,465	139,190	1,059,265
Mínimo	11,117	12,319	13,098	11,226	12,046	10,017	19,163	15,184	31,023	30,227	20,897	23,564	355,535
Media	41,226	40,142	40,609	43,038	40,334	48,610	54,005	62,834	66,417	72,340	63,350	58,990	631,895

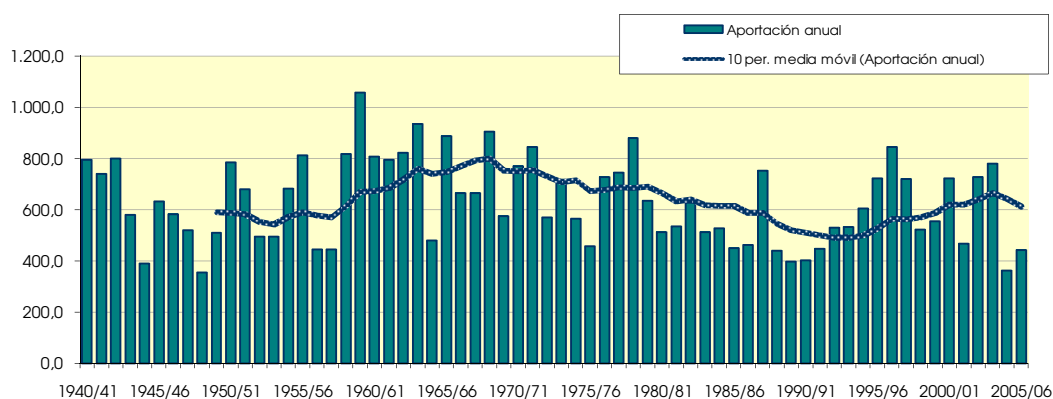
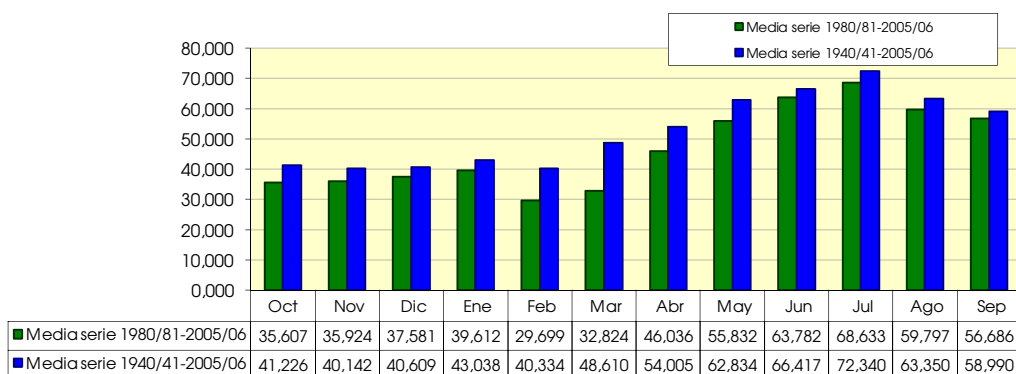
Percentil 1%	12,076	12,958	13,385	13,036	12,780	13,349	21,150	19,632	31,628	37,698	23,280	24,597	359,522
Percentil 5%	14,511	14,474	16,672	17,334	14,363	17,099	23,066	29,339	34,038	42,846	32,602	31,648	399,000
Percentil 10%	17,320	16,969	18,334	18,290	16,686	18,511	26,278	32,783	40,115	47,156	37,241	35,779	444,137
Percentil 25%	22,473	24,828	26,371	22,916	22,405	26,292	33,970	46,512	49,908	53,132	53,245	42,785	499,498
Percentil 50%	35,625	35,897	35,229	33,604	35,164	40,917	52,255	56,958	61,272	65,815	62,324	57,677	615,949
Desviación típica	25,370	21,277	20,117	27,781	23,670	29,090	23,918	26,319	24,532	27,556	19,046	21,856	164,047
Coef. variación	0,615	0,530	0,495	0,645	0,587	0,598	0,443	0,419	0,369	0,381	0,301	0,371	0,260

1980/2005
(hm³)

Serie para asignación y reserva

	Oct	Nov	Dic	Ene	Feb	Mar	Abr	May	Jun	Jul	Ago	Sep	Total
Máximo	75,227	95,824	83,751	135,591	79,337	73,111	114,896	106,534	143,869	113,890	87,630	139,190	845,719
Mínimo	11,117	13,348	13,540	14,010	12,046	10,017	19,163	15,184	33,008	46,523	20,897	23,564	361,668
Media	35,607	35,924	37,581	39,612	29,699	32,824	46,036	55,832	63,782	68,633	59,797	56,686	562,013

Percentil 1%	11,486	13,922	13,996	14,672	12,329	11,298	19,927	17,566	33,053	46,840	23,830	23,961	370,637
Percentil 5%	12,762	15,953	15,692	16,837	13,403	15,868	22,377	26,157	34,410	48,582	33,483	27,611	399,000
Percentil 10%	13,834	16,969	16,917	17,515	14,640	18,056	24,277	31,300	40,139	52,021	37,241	35,161	421,495
Percentil 25%	20,793	21,629	23,234	20,781	18,670	23,448	33,572	40,324	51,364	57,655	50,724	40,577	453,004
Percentil 50%	34,602	30,060	34,270	25,394	25,726	26,508	45,297	51,521	56,088	65,846	61,600	55,715	529,057
Desviación típica	17,515	19,592	19,516	32,963	15,919	16,377	20,104	22,062	24,769	15,584	16,243	23,044	134,477
Coef. variación	0,492	0,545	0,519	0,832	0,536	0,499	0,437	0,395	0,388	0,227	0,272	0,407	0,239



1222. Río Esera aguas abajo de, central hidroeléctrica de Graus (Ge)

1940/2005

(hm³)

Serie completa

	Oct	Nov	Dic	Ene	Feb	Mar	Abr	May	Jun	Jul	Ago	Sep	Total
Máximo	290,694	160,737	88,160	112,676	129,697	130,044	113,989	180,615	199,782	136,237	192,555	116,342	1.038,444
Mínimo	6,692	5,197	7,671	5,975	5,231	5,152	6,909	17,441	25,005	15,886	10,018	8,840	214,505
Media	43,658	42,733	35,690	34,493	30,011	39,481	49,319	84,571	87,823	44,919	31,015	34,515	558,227

Percentil 1%	7,548	6,465	9,348	8,523	6,853	6,459	8,898	21,606	28,568	18,039	10,214	9,587	237,685
Percentil 5%	11,258	9,205	11,789	11,828	9,828	10,467	19,865	29,620	37,529	20,872	11,545	10,831	339,797
Percentil 10%	12,075	11,469	13,998	12,639	10,934	12,595	22,820	41,501	43,455	24,421	13,500	14,770	348,719
Percentil 25%	20,174	18,361	17,423	15,028	14,284	19,070	25,533	56,044	63,183	30,889	19,516	17,656	388,143
Percentil 50%	28,775	33,241	29,662	24,412	23,164	26,676	47,766	78,821	83,427	36,583	25,771	26,446	523,189
Desviación típica	41,585	33,855	21,447	25,702	23,825	31,578	26,333	40,406	38,359	23,305	24,470	24,246	198,503
Coef. variación	0,953	0,792	0,601	0,745	0,794	0,800	0,534	0,478	0,437	0,519	0,789	0,702	0,356

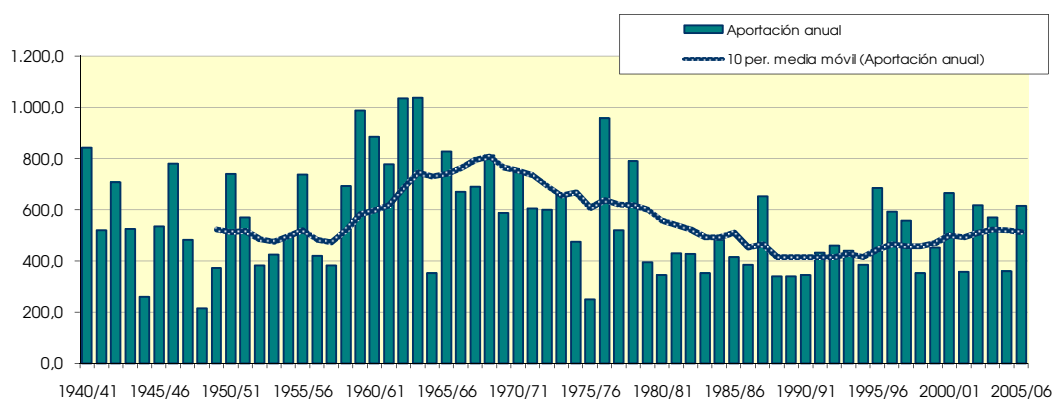
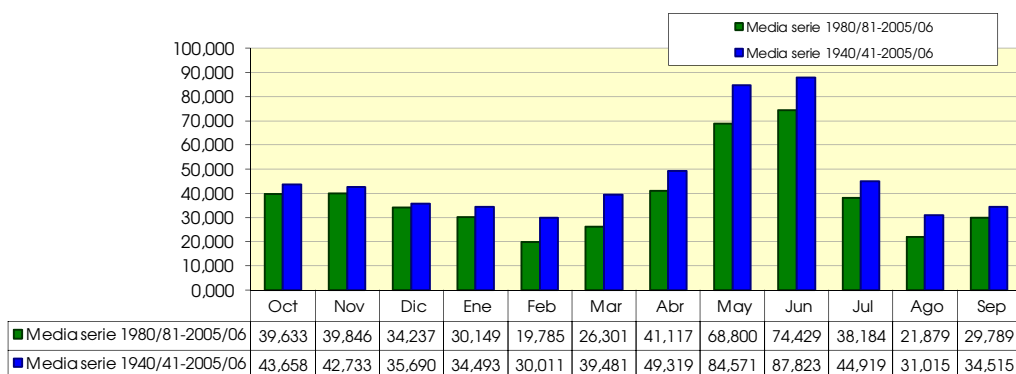
1980/2005

(hm³)

Serie para asignación y reserva

	Oct	Nov	Dic	Ene	Feb	Mar	Abr	May	Jun	Jul	Ago	Sep	Total
Máximo	108,517	103,060	88,160	112,676	43,757	98,204	70,836	116,953	179,239	83,840	41,333	105,733	684,758
Mínimo	8,009	7,988	10,250	9,895	7,726	7,163	18,609	27,609	38,740	20,761	10,018	8,840	339,225
Media	39,633	39,846	34,237	30,149	19,785	26,301	41,117	68,800	74,429	38,184	21,879	29,789	464,149

Percentil 1%	8,815	8,726	10,329	10,344	7,999	7,481	19,737	29,620	39,425	20,770	10,093	9,127	339,797
Percentil 5%	11,258	11,796	10,790	11,828	9,042	9,399	23,143	37,326	42,980	20,872	10,404	11,233	342,232
Percentil 10%	11,519	14,766	12,110	12,441	9,943	12,909	23,282	43,753	47,548	21,934	11,079	15,352	345,002
Percentil 25%	21,087	21,312	16,056	13,981	11,805	15,598	25,013	54,858	57,859	27,085	14,219	16,454	358,804
Percentil 50%	29,654	35,843	27,950	19,083	18,014	21,449	36,739	67,748	68,576	34,341	22,651	22,980	431,557
Desviación típica	27,246	25,465	23,459	24,982	10,052	18,460	16,481	22,576	28,394	15,798	8,410	20,394	115,596
Coef. variación	0,687	0,639	0,685	0,829	0,508	0,702	0,401	0,328	0,381	0,414	0,384	0,685	0,249



1225. Río Esera en Graus (aguas arriba del río Isabena)

1940/2005

(hm³)

Serie completa

	Oct	Nov	Dic	Ene	Feb	Mar	Abr	May	Jun	Jul	Ago	Sep	Total
Máximo	291,876	161,041	88,501	113,256	130,466	130,560	114,211	181,331	200,138	136,525	192,728	116,812	1.041,354
Mínimo	6,743	5,240	7,735	6,026	5,255	5,169	6,924	17,469	25,029	15,982	10,043	8,863	214,878
Media	43,786	42,850	35,840	34,703	30,212	39,674	49,497	84,806	87,986	45,026	31,082	34,607	560,069

Percentil 1%	7,583	6,500	9,422	8,577	6,897	6,483	8,918	21,650	28,594	18,103	10,251	9,625	238,310
Percentil 5%	11,336	9,250	11,876	11,927	9,905	10,508	19,922	29,772	37,603	20,933	11,582	10,860	340,678
Percentil 10%	12,109	11,514	14,077	12,728	11,001	12,695	22,887	41,585	43,496	24,465	13,545	14,804	349,822
Percentil 25%	20,279	18,406	17,528	15,137	14,394	19,173	25,599	56,127	63,255	31,003	19,573	17,735	389,407
Percentil 50%	28,903	33,386	29,776	24,546	23,262	26,900	47,972	79,051	83,538	36,648	25,813	26,518	525,578
Desviación típica	41,716	33,910	21,510	25,851	23,970	31,741	26,412	40,534	38,426	23,352	24,499	24,314	199,301
Coef. variación	0,953	0,791	0,600	0,745	0,793	0,800	0,534	0,478	0,437	0,519	0,788	0,703	0,356

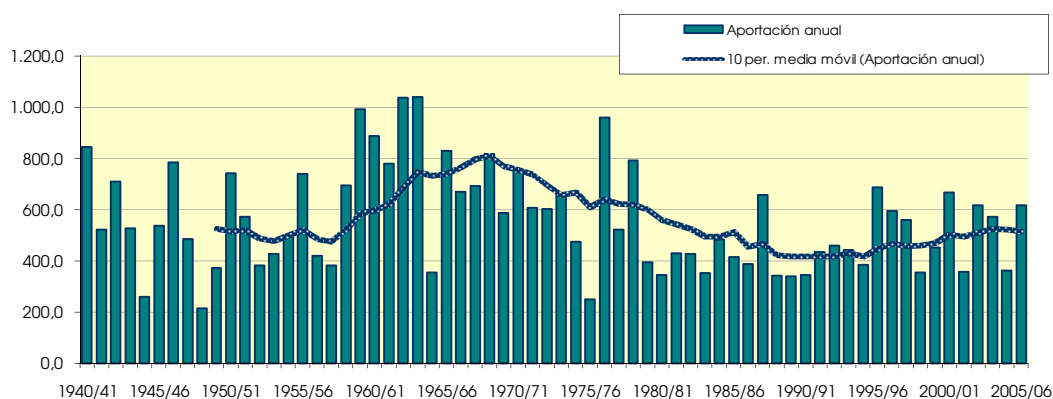
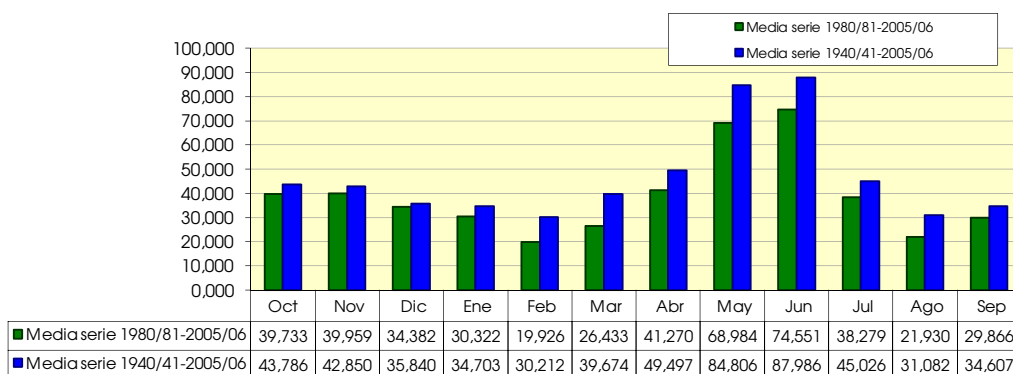
1980/2005

(hm³)

Serie para asignación y reserva

	Oct	Nov	Dic	Ene	Feb	Mar	Abr	May	Jun	Jul	Ago	Sep	Total
Máximo	108,683	103,387	88,501	113,256	44,147	98,544	71,238	117,154	179,285	84,336	41,425	105,946	687,321
Mínimo	8,035	8,033	10,330	9,950	7,781	7,191	18,659	27,776	38,807	20,802	10,043	8,863	340,011
Media	39,733	39,959	34,382	30,322	19,926	26,433	41,270	68,984	74,551	38,279	21,930	29,866	465,635

Percentil 1%	8,857	8,764	10,401	10,416	8,049	7,507	19,782	29,772	39,487	20,815	10,123	9,156	340,678
Percentil 5%	11,336	11,827	10,851	11,927	9,086	9,427	23,203	37,446	43,039	20,933	10,443	11,275	343,420
Percentil 10%	11,570	14,843	12,196	12,491	10,028	12,971	23,387	43,864	47,658	21,997	11,105	15,405	346,012
Percentil 25%	21,156	21,389	16,159	14,084	11,846	15,691	25,122	55,033	57,940	27,178	14,261	16,510	359,466
Percentil 50%	29,755	35,960	28,061	19,193	18,115	21,541	36,924	68,024	68,744	34,401	22,744	23,032	432,936
Desviación típica	27,289	25,507	23,522	25,102	10,126	18,523	16,543	22,619	28,398	15,860	8,424	20,438	116,112
Coef. variación	0,687	0,638	0,684	0,828	0,508	0,701	0,401	0,328	0,381	0,414	0,384	0,684	0,249



1228. Río Isabena bajo

1940/2005
(hm³)

Serie completa

	Oct	Nov	Dic	Ene	Feb	Mar	Abr	May	Jun	Jul	Ago	Sep	Total
Máximo	102,023	48,615	42,904	60,433	54,224	55,778	46,196	74,059	58,319	43,117	41,321	37,554	354,807
Mínimo	2,171	1,729	2,631	1,931	1,793	2,117	2,204	7,008	2,131	3,313	1,654	1,401	62,592
Media	15,408	15,724	14,455	15,301	12,417	17,034	19,959	29,215	20,283	11,651	8,390	10,296	190,133

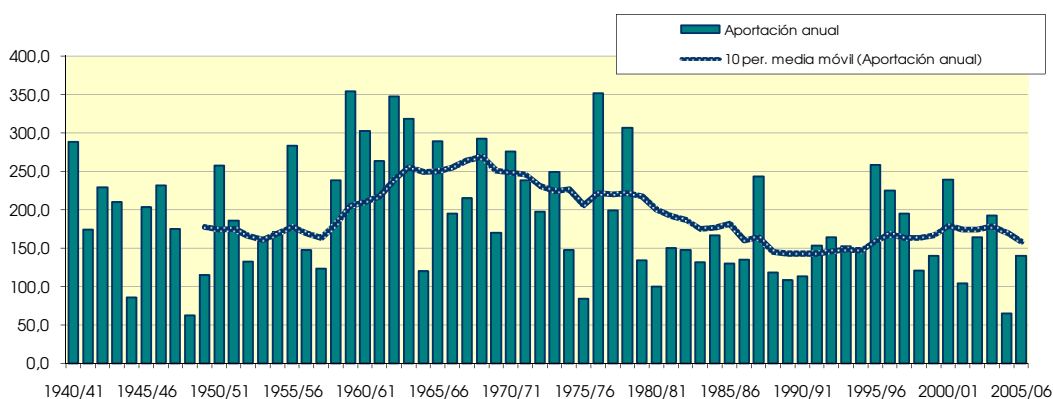
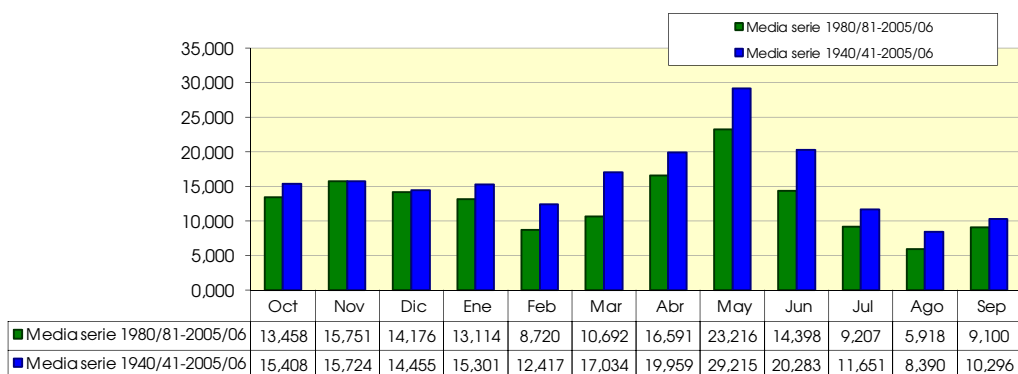
Percentil 1%	2,176	2,249	3,253	2,406	2,042	2,323	3,701	7,148	2,819	3,446	1,696	1,606	64,024
Percentil 5%	3,397	3,343	4,074	3,680	3,375	4,013	7,173	8,194	6,202	3,961	2,657	2,643	89,696
Percentil 10%	4,040	4,247	4,980	4,566	4,169	4,996	8,312	12,299	8,758	4,756	3,236	3,382	110,958
Percentil 25%	6,955	7,023	6,783	6,319	5,533	7,641	10,588	19,227	11,757	6,545	4,454	5,631	134,330
Percentil 50%	10,726	12,180	11,682	9,699	9,380	11,834	17,851	27,029	16,031	9,319	6,747	7,323	172,730
Desviación típica	14,774	11,739	9,495	13,438	9,791	13,845	10,727	15,317	11,953	8,346	6,240	7,919	72,836
Coef. variación	0,959	0,747	0,657	0,878	0,788	0,813	0,537	0,524	0,589	0,716	0,744	0,769	0,383

1980/2005
(hm³)

Serie para asignación y reserva

	Oct	Nov	Dic	Ene	Feb	Mar	Abr	May	Jun	Jul	Ago	Sep	Total
Máximo	34,301	41,682	42,904	60,433	21,305	42,793	36,504	41,854	26,790	25,078	13,925	37,554	258,584
Mínimo	2,171	2,529	3,589	2,662	2,176	2,117	5,794	7,008	2,131	3,313	1,654	1,401	64,795
Media	13,458	15,751	14,176	13,114	8,720	10,692	16,591	23,216	14,398	9,207	5,918	9,100	154,340

Percentil 1%	2,601	2,786	3,634	2,867	2,228	2,200	6,150	7,629	3,060	3,364	1,670	1,701	73,614
Percentil 5%	3,890	3,906	3,827	3,517	2,614	2,808	7,461	9,810	6,202	3,595	1,910	2,643	101,058
Percentil 10%	3,966	5,273	4,150	3,738	3,439	4,411	8,239	12,027	7,981	3,895	2,679	3,012	106,374
Percentil 25%	6,481	8,301	6,284	4,891	4,211	6,769	9,955	18,325	10,492	5,537	3,583	5,117	123,110
Percentil 50%	10,024	14,248	10,423	7,313	7,581	8,006	15,325	23,032	13,439	7,126	5,452	6,810	148,818
Desviación típica	9,725	10,880	11,556	13,891	5,288	8,239	7,940	8,784	6,349	5,682	3,175	7,673	47,429
Coef. variación	0,723	0,691	0,815	1,059	0,606	0,771	0,479	0,378	0,441	0,617	0,536	0,843	0,307



1230. Río Esera bajo (vertido al río Cinca)

1940/2005
(hm³)

Serie completa

	Oct	Nov	Dic	Ene	Feb	Mar	Abr	May	Jun	Jul	Ago	Sep	Total
Máximo	408,794	212,673	136,849	181,982	190,558	189,475	159,738	259,452	260,279	177,854	236,300	156,496	1,409,154
Mínimo	9,561	7,556	10,986	8,498	7,263	7,772	9,289	24,915	28,457	21,611	11,959	10,488	280,508
Media	60,433	59,691	51,636	51,737	44,107	58,346	70,918	115,713	109,605	57,617	40,142	45,722	765,667

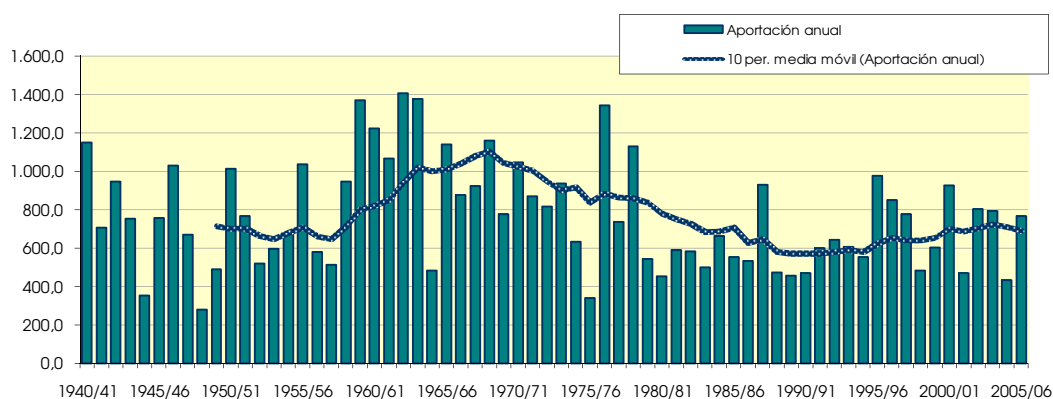
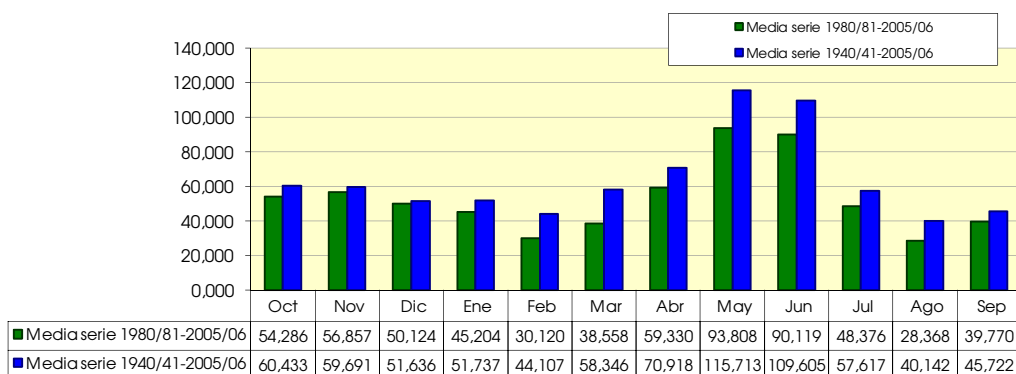
Percentil 1%	10,150	9,159	13,495	11,655	9,657	9,051	12,844	29,473	32,880	24,119	12,950	12,100	319,987
Percentil 5%	15,467	13,450	17,046	17,106	14,194	15,535	27,517	41,707	47,644	27,891	14,985	13,339	438,416
Percentil 10%	16,758	15,999	19,651	17,773	15,645	19,050	33,097	54,202	53,890	29,224	17,297	19,598	471,156
Percentil 25%	28,819	25,692	24,874	22,500	21,114	27,666	37,251	77,571	76,722	37,555	24,697	23,468	546,555
Percentil 50%	40,657	46,230	42,569	36,257	33,884	41,163	68,229	105,616	101,124	46,585	32,574	35,167	745,484
Desviación típica	57,889	45,907	31,332	40,328	34,403	46,607	37,382	55,787	48,729	31,650	30,790	32,528	276,087
Coef. variación	0,958	0,769	0,607	0,779	0,780	0,799	0,527	0,482	0,445	0,549	0,767	0,711	0,361

1980/2005
(hm³)

Serie para asignación y reserva

	Oct	Nov	Dic	Ene	Feb	Mar	Abr	May	Jun	Jul	Ago	Sep	Total
Máximo	144,420	149,047	136,849	181,982	69,405	145,426	112,202	157,774	185,563	113,729	55,320	145,681	976,070
Mínimo	10,468	10,943	14,846	13,355	10,946	9,739	26,350	38,908	50,587	25,470	11,959	10,488	433,297
Media	54,286	56,857	50,124	45,204	30,120	38,558	59,330	93,808	90,119	48,376	28,368	39,770	634,920

Percentil 1%	11,792	11,879	14,857	14,288	11,074	10,095	27,110	41,707	51,063	26,002	12,340	11,215	438,416
Percentil 5%	15,883	16,236	15,335	17,106	12,059	12,558	30,087	50,776	54,161	27,891	13,549	14,521	454,235
Percentil 10%	16,274	21,031	17,420	17,322	14,531	17,865	32,506	57,351	59,875	28,865	14,253	19,316	462,982
Percentil 25%	28,390	30,405	23,114	19,840	17,189	23,787	36,111	73,483	71,127	34,402	19,061	22,900	488,382
Percentil 50%	40,967	49,752	40,920	27,146	26,497	30,629	54,658	91,406	85,705	39,967	29,081	30,310	595,896
Desviación típica	37,116	36,743	35,805	40,565	16,086	27,476	24,820	30,470	29,124	21,694	11,518	28,346	165,796
Coef. variación	0,684	0,646	0,714	0,897	0,534	0,713	0,418	0,325	0,323	0,448	0,406	0,713	0,261



1239. Río Noguera Ribagorzana en Puente de Montañana

1940/2005
(hm³)

Serie completa

	Oct	Nov	Dic	Ene	Feb	Mar	Abr	May	Jun	Jul	Ago	Sep	Total
Máximo	144,271	90,022	87,358	105,972	105,928	129,327	98,126	134,827	140,030	182,365	109,100	125,880	943,014
Mínimo	9,718	10,791	10,537	8,947	9,442	8,548	17,950	13,547	29,088	28,548	18,258	21,604	333,202
Media	36,345	35,968	34,678	34,678	32,724	41,643	47,493	56,429	61,365	65,376	57,627	52,384	556,711

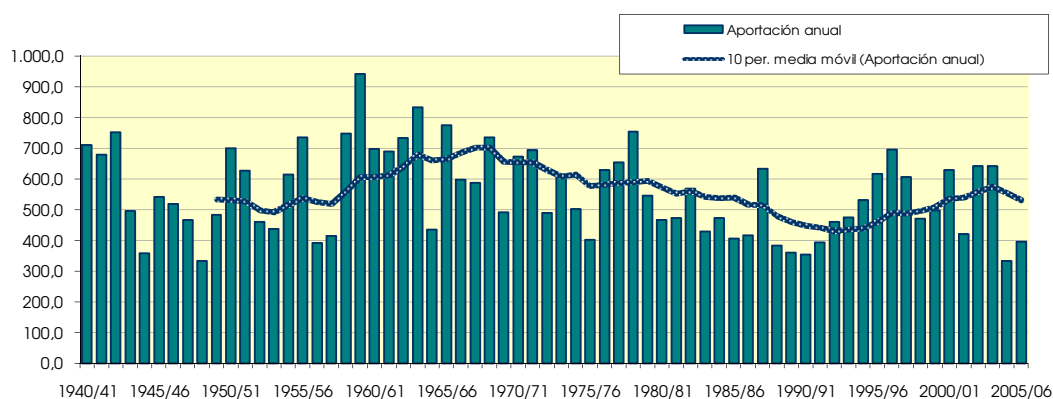
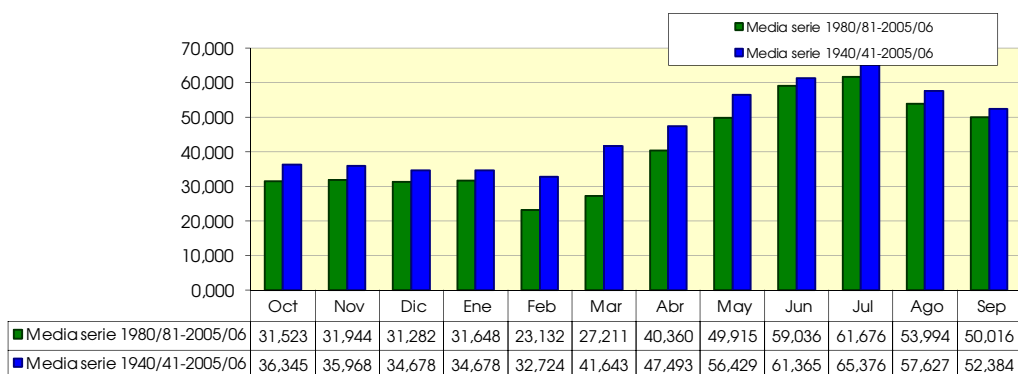
Percentil 1%	10,422	10,911	10,541	10,112	10,238	11,318	18,544	18,025	29,957	33,889	20,270	22,527	333,669
Percentil 5%	12,366	12,330	13,237	13,362	12,144	14,197	20,536	26,061	32,678	37,737	29,779	27,089	358,952
Percentil 10%	14,559	14,655	14,713	14,496	14,110	17,088	22,961	28,630	36,918	42,255	34,770	31,255	392,665
Percentil 25%	19,775	21,719	21,942	18,810	17,744	21,508	30,244	43,304	47,027	46,887	47,793	37,963	443,141
Percentil 50%	31,453	31,267	29,196	27,976	28,351	34,817	44,967	52,371	55,767	58,017	56,144	47,500	536,802
Desviación típica	22,128	20,070	18,043	21,911	19,627	26,016	20,766	22,602	22,773	26,287	18,297	20,204	139,134
Coef. variación	0,609	0,558	0,520	0,632	0,600	0,625	0,437	0,401	0,371	0,402	0,318	0,386	0,250

1980/2005
(hm³)

Serie para asignación y reserva

	Oct	Nov	Dic	Ene	Feb	Mar	Abr	May	Jun	Jul	Ago	Sep	Total
Máximo	71,081	90,022	63,716	105,972	62,463	60,609	98,126	91,223	140,030	109,890	82,286	125,880	696,247
Mínimo	9,718	11,662	10,537	10,739	9,442	8,548	17,950	13,547	30,425	42,364	18,258	21,604	333,202
Media	31,523	31,944	31,282	31,648	23,132	27,211	40,360	49,915	59,036	61,676	53,994	50,016	491,738

Percentil 1%	9,989	12,095	10,938	11,370	9,748	9,616	18,463	15,937	30,777	42,436	21,355	21,999	338,667
Percentil 5%	11,052	13,505	12,364	13,362	10,994	13,225	20,116	23,727	32,678	42,892	31,296	24,527	356,575
Percentil 10%	11,936	13,916	13,442	13,871	12,229	14,888	20,619	26,593	36,795	44,439	34,770	29,298	372,710
Percentil 25%	17,789	17,878	19,453	16,024	14,634	19,213	30,244	37,644	47,896	52,441	44,992	34,935	408,517
Percentil 50%	31,453	26,256	28,618	21,019	20,241	21,974	41,969	47,009	51,575	58,868	55,558	47,500	472,426
Desviación típica	16,113	18,567	16,062	24,799	11,691	13,727	17,209	19,185	23,429	15,830	15,471	21,383	105,540
Coef. variación	0,511	0,581	0,513	0,784	0,505	0,504	0,426	0,384	0,397	0,257	0,287	0,428	0,215



1245. Río Noguera Ribagorzana bajo

1940/2005
(hm³)

Serie completa

	Oct	Nov	Dic	Ene	Feb	Mar	Abr	May	Jun	Jul	Ago	Sep	Total
Máximo	181,038	96,492	94,957	143,366	129,146	144,676	117,425	155,479	144,413	197,620	118,054	140,113	1.074,554
Mínimo	11,364	12,461	13,324	11,413	12,344	10,156	19,294	15,358	32,206	30,406	21,051	23,697	358,850
Media	41,905	40,667	41,212	44,194	41,123	49,388	54,831	63,690	67,033	72,770	63,740	59,556	640,109

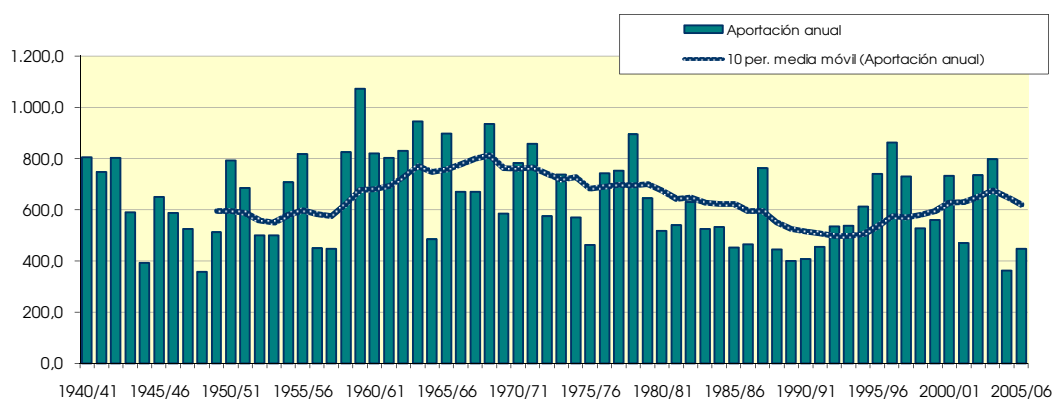
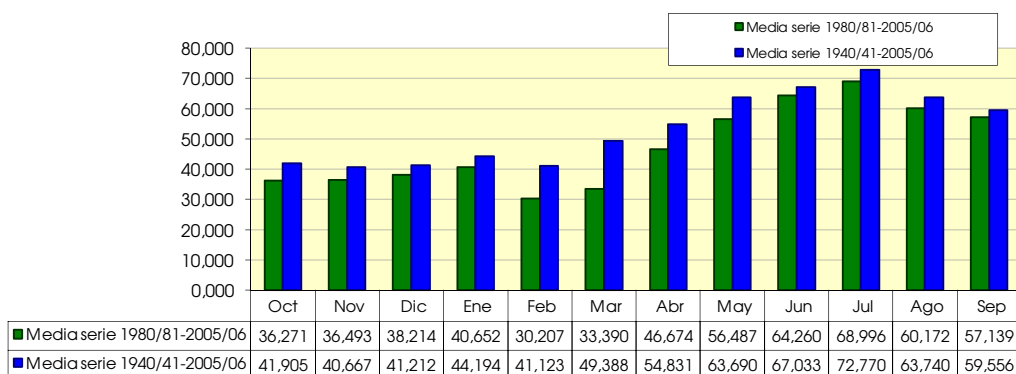
Percentil 1%	12,264	13,198	13,675	13,263	13,037	13,509	21,341	19,820	32,403	37,885	23,634	24,853	362,183
Percentil 5%	14,758	14,792	16,916	17,579	14,556	17,258	23,256	29,613	34,191	43,208	32,778	31,860	402,976
Percentil 10%	17,724	17,311	18,666	18,642	16,852	18,740	27,054	33,074	40,435	47,424	37,461	36,149	447,707
Percentil 25%	22,780	25,057	26,597	23,139	22,679	26,731	34,419	46,839	50,441	53,626	53,618	43,593	503,405
Percentil 50%	35,900	36,215	35,618	33,966	35,455	41,375	52,720	57,434	62,450	66,140	62,732	58,003	621,678
Desviación típica	26,063	21,504	20,383	29,501	24,183	29,657	24,579	26,842	24,698	27,699	19,096	22,123	167,605
Coef. variación	0,622	0,529	0,495	0,668	0,588	0,600	0,448	0,421	0,368	0,381	0,300	0,371	0,262

1980/2005
(hm³)

Serie para asignación y reserva

	Oct	Nov	Dic	Ene	Feb	Mar	Abr	May	Jun	Jul	Ago	Sep	Total
Máximo	76,206	96,492	84,996	143,366	80,639	74,044	117,425	107,389	144,413	114,156	88,024	140,113	863,932
Mínimo	11,364	13,671	13,863	14,260	12,344	10,156	19,294	15,358	33,314	46,756	21,051	23,697	363,977
Media	36,271	36,493	38,214	40,652	30,207	33,390	46,674	56,487	64,260	68,996	60,172	57,139	568,955

Percentil 1%	11,710	14,276	14,323	14,925	12,611	11,445	20,082	17,762	33,318	47,090	23,983	24,142	373,249
Percentil 5%	12,968	16,395	16,023	17,096	13,623	16,037	22,599	26,454	34,593	48,871	33,653	27,902	402,976
Percentil 10%	14,148	17,311	17,194	17,874	14,850	18,286	24,651	31,729	40,434	52,412	37,461	35,498	426,765
Percentil 25%	21,209	22,026	23,561	21,012	18,853	24,113	33,762	40,650	51,639	58,168	50,933	41,198	457,397
Percentil 50%	34,917	30,679	34,788	25,732	26,130	26,953	45,687	52,488	56,563	66,331	61,939	56,037	534,249
Desviación típica	17,990	19,838	19,966	34,797	16,252	16,630	20,510	22,313	24,885	15,585	16,304	23,169	137,938
Coef. variación	0,496	0,544	0,522	0,856	0,538	0,498	0,439	0,395	0,387	0,226	0,271	0,405	0,242



1256. Embalse de Paso Nuevo

1940/2005

(hm³)

Serie completa

	Oct	Nov	Dic	Ene	Feb	Mar	Abr	May	Jun	Jul	Ago	Sep	Total
Máximo	23,785	18,476	24,492	7,953	7,006	8,602	12,245	32,481	54,617	22,467	29,275	19,931	132,213
Mínimo	1,254	1,001	1,112	1,198	0,927	0,691	0,757	2,433	6,320	2,580	1,974	1,859	36,628
Media	4,963	4,737	4,282	3,026	2,689	2,903	4,695	12,004	17,564	8,989	5,946	5,784	77,582

Percentil 1%	1,320	1,048	1,140	1,206	1,010	0,827	1,052	3,467	7,107	3,473	2,034	1,974	36,993
Percentil 5%	1,601	1,174	1,482	1,504	1,357	1,078	2,169	4,387	8,250	4,355	2,297	2,116	45,293
Percentil 10%	1,852	1,605	1,824	1,698	1,517	1,316	2,273	6,287	8,997	4,939	2,553	2,515	50,699
Percentil 25%	2,584	2,222	2,109	2,036	1,738	1,737	2,990	7,323	10,622	6,336	3,773	3,115	61,010
Percentil 50%	4,050	3,613	3,252	2,660	2,443	2,442	4,249	11,282	14,897	8,088	5,490	4,720	71,069
Desviación típica	3,612	3,525	4,211	1,456	1,301	1,759	2,316	5,656	9,257	3,954	3,974	3,637	24,315
Coef. variación	0,728	0,744	0,984	0,481	0,484	0,606	0,493	0,471	0,527	0,440	0,668	0,629	0,313

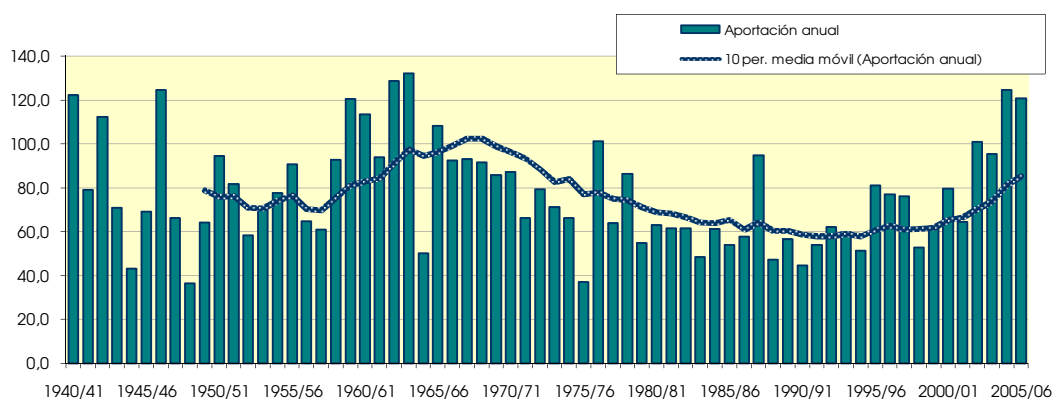
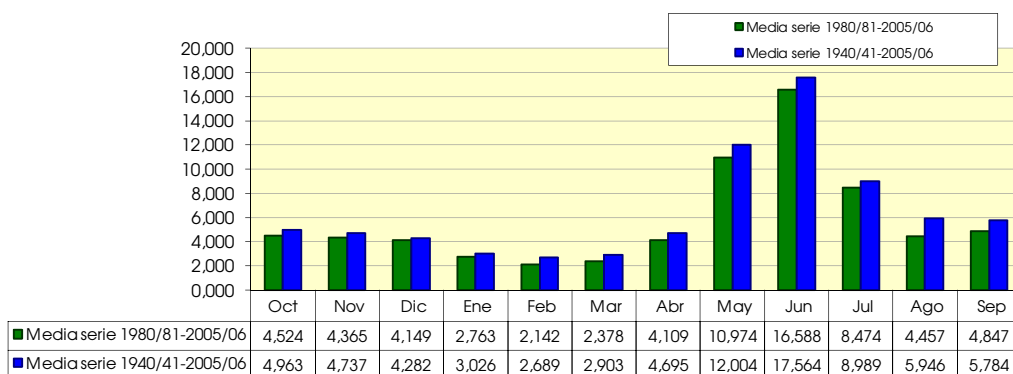
1980/2005

(hm³)

Serie para asignación y reserva

	Oct	Nov	Dic	Ene	Feb	Mar	Abr	May	Jun	Jul	Ago	Sep	Total
Máximo	9,430	10,015	22,893	5,778	3,727	6,153	7,907	32,481	54,617	22,467	8,745	14,522	124,661
Mínimo	1,552	1,137	1,112	1,210	1,054	0,901	2,182	4,745	6,320	3,954	2,066	2,066	44,596
Media	4,524	4,365	4,149	2,763	2,142	2,378	4,109	10,974	16,588	8,474	4,457	4,847	69,769

Percentil 1%	1,674	1,232	1,238	1,276	1,133	0,936	2,252	5,087	6,623	4,055	2,122	2,078	45,293
Percentil 5%	2,046	1,578	1,617	1,504	1,388	1,060	2,492	6,185	7,892	4,488	2,297	2,116	47,636
Percentil 10%	2,123	1,819	1,737	1,706	1,480	1,211	2,619	6,471	8,997	4,905	2,362	2,320	49,824
Percentil 25%	2,579	2,480	2,059	1,914	1,564	1,538	2,990	7,263	10,246	5,848	2,737	2,828	54,735
Percentil 50%	3,915	3,613	2,554	2,296	1,929	2,251	3,852	9,114	13,110	7,450	4,172	3,796	61,908
Desviación típica	2,431	2,484	4,588	1,207	0,755	1,267	1,487	5,961	10,848	4,095	1,840	2,959	21,664
Coef. variación	0,537	0,569	1,106	0,437	0,353	0,533	0,362	0,543	0,654	0,483	0,413	0,610	0,311



1257. Embalse de Linsoles (toma, central hidroeléctrica de Sesue)

1940/2005

(hm³)

Serie completa

	Oct	Nov	Dic	Ene	Feb	Mar	Abr	May	Jun	Jul	Ago	Sep	Total
Máximo	91,915	54,710	34,340	35,477	31,774	40,338	36,271	70,399	165,380	57,351	92,032	48,158	418,482
Mínimo	3,730	2,862	3,561	3,437	2,610	2,226	2,097	7,002	19,466	7,873	5,232	5,989	100,834
Media	15,874	14,193	11,563	10,441	9,283	11,348	15,218	33,447	50,818	24,917	15,697	15,517	228,317

Percentil 1%	3,847	2,987	3,626	3,918	3,383	2,996	2,942	9,625	19,835	9,071	5,586	6,011	103,480
Percentil 5%	4,624	3,571	4,424	4,663	3,932	3,554	6,177	13,572	21,706	11,815	6,052	6,322	144,377
Percentil 10%	5,292	4,923	5,629	5,173	4,433	4,482	7,090	15,567	23,948	14,533	6,981	6,892	147,034
Percentil 25%	8,018	6,679	6,623	6,528	5,488	6,073	9,399	21,631	34,993	17,561	10,621	8,366	171,729
Percentil 50%	12,285	10,443	10,183	8,340	7,802	9,080	12,855	32,277	47,380	23,180	14,901	12,324	205,280
Desviación típica	13,245	11,114	6,449	6,172	5,543	7,959	8,110	14,835	24,853	10,476	11,467	9,806	74,022
Coef. variación	0,834	0,783	0,558	0,591	0,597	0,701	0,533	0,444	0,489	0,420	0,731	0,632	0,324

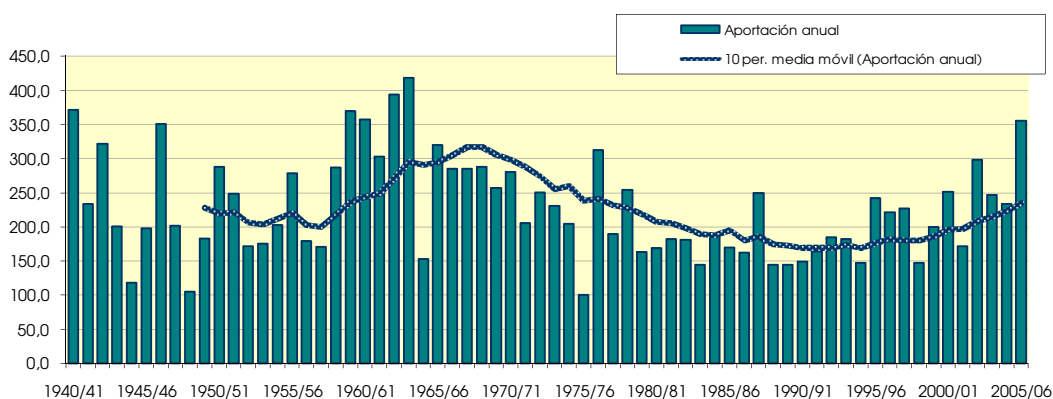
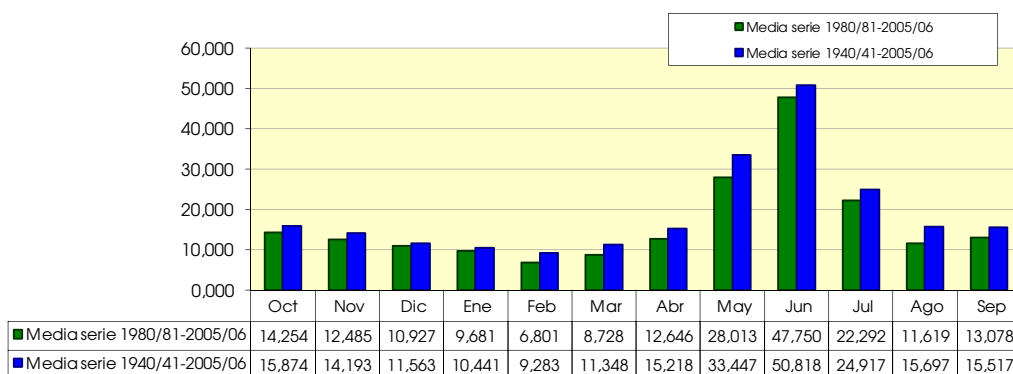
1980/2005

(hm³)

Serie para asignación y reserva

	Oct	Nov	Dic	Ene	Feb	Mar	Abr	May	Jun	Jul	Ago	Sep	Total
Máximo	34,369	29,379	29,127	23,922	13,735	27,582	25,424	48,578	165,380	43,905	18,155	39,131	355,668
Mínimo	4,516	3,462	4,331	4,177	3,799	3,411	6,081	12,019	20,033	10,504	5,777	6,023	144,321
Media	14,254	12,485	10,927	9,681	6,801	8,728	12,646	28,013	47,750	22,292	11,619	13,078	198,274

Percentil 1%	4,624	3,680	4,424	4,290	3,807	3,424	6,202	12,372	20,431	10,760	5,794	6,095	144,377
Percentil 5%	5,155	4,580	4,714	4,667	3,968	3,554	6,725	13,572	22,551	12,035	5,873	6,334	144,631
Percentil 10%	5,927	5,699	5,076	5,137	4,394	4,221	7,641	15,557	25,900	13,936	6,152	6,694	145,898
Percentil 25%	8,626	7,205	6,067	6,734	4,910	5,199	9,553	20,910	32,022	15,718	7,424	8,655	163,045
Percentil 50%	11,193	10,443	8,267	8,340	5,914	7,114	11,652	25,916	38,945	21,623	11,828	11,405	181,789
Desviación típica	8,181	7,124	6,445	4,889	2,699	5,355	4,782	10,605	29,924	8,031	3,899	7,276	52,697
Coef. variación	0,574	0,571	0,590	0,505	0,397	0,614	0,378	0,379	0,627	0,360	0,336	0,556	0,266



1258. Embalse de Llanuset

1940/2005
(hm³)

Serie completa

	Oct	Nov	Dic	Ene	Feb	Mar	Abr	May	Jun	Jul	Ago	Sep	Total
Máximo	0,588	0,790	0,504	0,654	0,703	0,942	1,022	0,949	66,466	20,088	35,276	10,154	108,263
Mínimo	0,073	0,089	0,085	0,079	0,067	0,061	0,077	0,092	0,350	0,247	0,174	0,152	2,569
Media	0,264	0,317	0,196	0,182	0,160	0,213	0,383	0,380	3,831	2,495	1,405	0,676	10,501

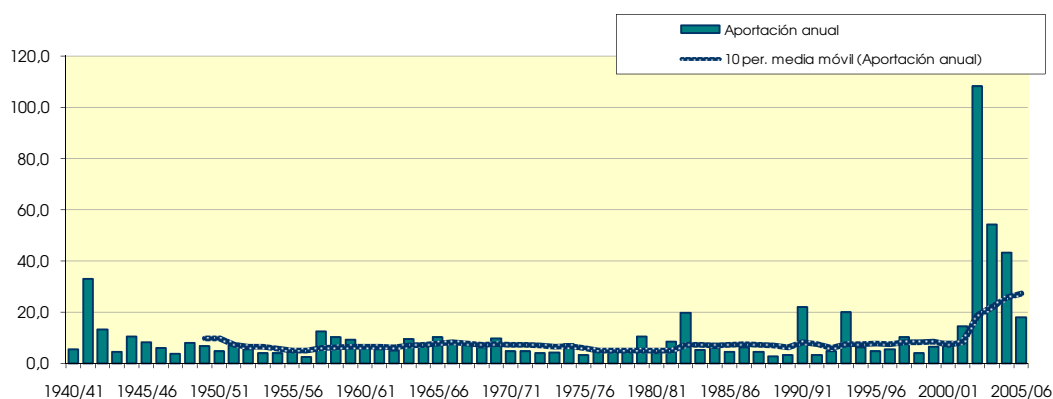
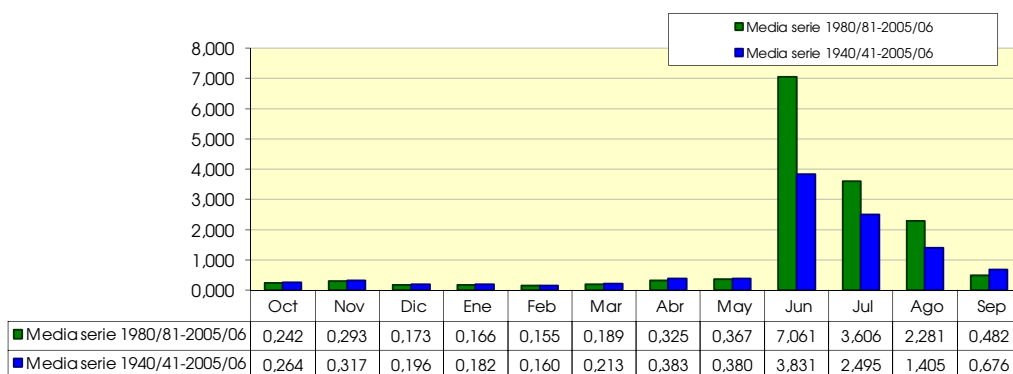
Percentil 1%	0,074	0,091	0,088	0,081	0,068	0,066	0,078	0,115	0,357	0,269	0,190	0,174	2,739
Percentil 5%	0,106	0,124	0,093	0,087	0,086	0,075	0,102	0,156	0,418	0,360	0,284	0,222	3,167
Percentil 10%	0,111	0,134	0,101	0,093	0,094	0,088	0,137	0,186	0,445	0,423	0,334	0,270	3,925
Percentil 25%	0,160	0,186	0,126	0,114	0,114	0,110	0,218	0,260	0,527	0,613	0,450	0,322	4,697
Percentil 50%	0,245	0,280	0,173	0,151	0,140	0,159	0,379	0,380	0,916	0,816	0,536	0,431	6,236
Desviación típica	0,124	0,167	0,100	0,112	0,091	0,160	0,201	0,170	10,077	4,015	4,394	1,232	15,092
Coef. variación	0,471	0,527	0,510	0,616	0,565	0,754	0,524	0,447	2,630	1,609	3,128	1,823	1,437

1980/2005
(hm³)

Serie para asignación y reserva

	Oct	Nov	Dic	Ene	Feb	Mar	Abr	May	Jun	Jul	Ago	Sep	Total
Máximo	0,453	0,751	0,326	0,654	0,703	0,475	0,669	0,949	66,466	20,088	35,276	1,368	108,263
Mínimo	0,073	0,123	0,091	0,082	0,067	0,061	0,077	0,092	0,350	0,414	0,174	0,152	2,830
Media	0,242	0,293	0,173	0,166	0,155	0,189	0,325	0,367	7,061	3,606	2,281	0,482	15,341

Percentil 1%	0,073	0,124	0,093	0,084	0,067	0,063	0,077	0,107	0,367	0,416	0,205	0,161	2,905
Percentil 5%	0,081	0,129	0,101	0,091	0,069	0,071	0,086	0,159	0,426	0,431	0,307	0,204	3,157
Percentil 10%	0,105	0,140	0,103	0,092	0,080	0,079	0,133	0,186	0,456	0,479	0,341	0,265	3,578
Percentil 25%	0,133	0,169	0,114	0,102	0,103	0,097	0,207	0,250	0,492	0,664	0,513	0,303	4,613
Percentil 50%	0,244	0,270	0,150	0,130	0,116	0,149	0,308	0,380	1,554	0,945	0,568	0,442	6,244
Desviación típica	0,111	0,155	0,073	0,117	0,128	0,120	0,157	0,172	15,538	5,059	6,840	0,276	22,677
Coef. variación	0,456	0,529	0,424	0,705	0,831	0,635	0,483	0,468	2,201	1,403	2,998	0,573	1,478



1259. Embalse de Baserca

1940/2005

(hm³)

Serie completa

	Oct	Nov	Dic	Ene	Feb	Mar	Abr	May	Jun	Jul	Ago	Sep	Total
Máximo	9,210	9,961	9,559	9,141	6,712	11,610	10,889	17,562	39,284	23,824	19,321	11,799	99,330
Mínimo	0,779	0,769	0,923	0,818	0,698	0,752	1,033	1,432	4,452	2,761	1,936	1,984	35,142
Media	3,313	2,985	2,881	2,359	2,430	3,488	4,353	5,960	9,587	9,223	8,004	5,789	60,371

Percentil 1%	0,830	0,783	0,932	0,859	0,779	0,844	1,279	1,896	4,453	3,026	2,312	2,224	35,991
Percentil 5%	0,946	1,054	1,089	0,929	1,063	1,225	1,712	2,431	4,983	3,871	3,734	2,560	37,745
Percentil 10%	1,222	1,108	1,216	0,963	1,198	1,420	2,205	3,019	5,114	4,723	4,538	3,029	42,762
Percentil 25%	2,091	1,725	1,561	1,346	1,448	1,945	2,732	4,241	7,276	6,496	5,737	4,086	49,125
Percentil 50%	2,967	2,741	2,178	1,762	1,950	2,774	3,756	5,474	8,443	9,049	7,984	5,034	59,489
Desviación típica	1,712	1,755	1,931	1,526	1,440	2,272	2,027	2,658	5,395	3,886	3,146	2,441	14,023
Coef. variación	0,517	0,588	0,670	0,647	0,593	0,651	0,466	0,446	0,563	0,421	0,393	0,422	0,232

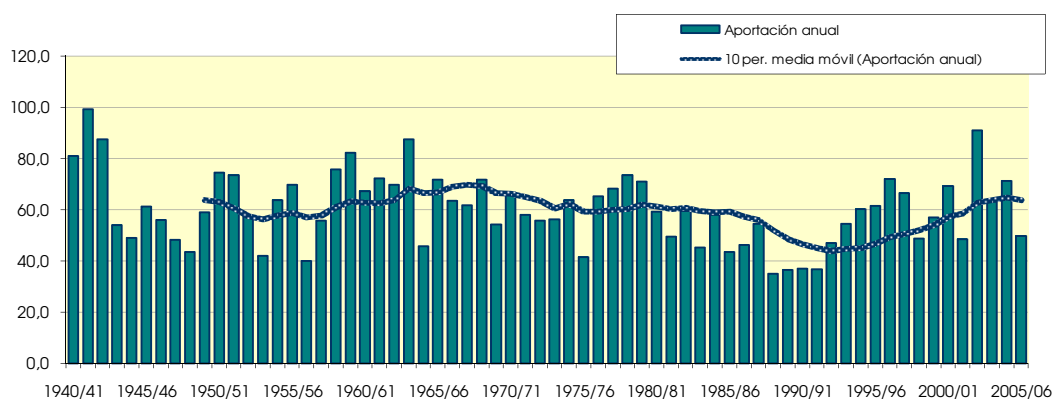
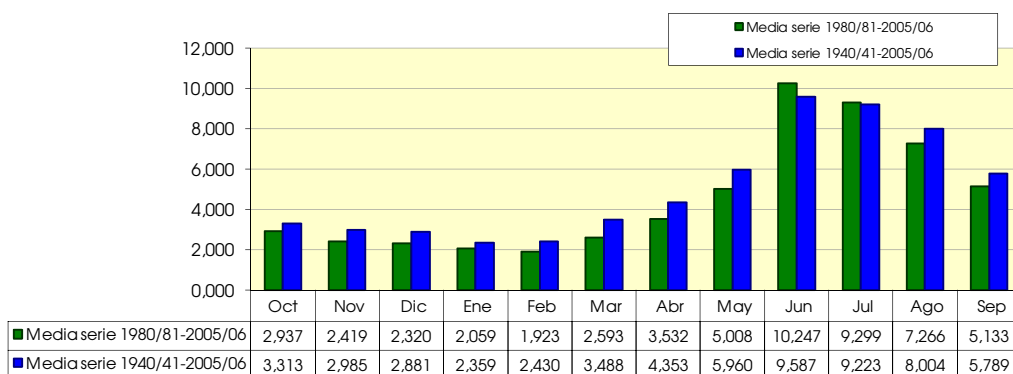
1980/2005

(hm³)

Serie para asignación y reserva

	Oct	Nov	Dic	Ene	Feb	Mar	Abr	May	Jun	Jul	Ago	Sep	Total
Máximo	5,803	6,164	4,781	5,383	6,712	6,632	6,717	10,879	39,284	23,824	11,871	10,933	91,178
Mínimo	0,779	0,769	0,923	0,881	0,698	0,752	1,033	1,432	4,452	3,841	1,936	1,984	35,142
Media	2,937	2,419	2,320	2,059	1,923	2,593	3,532	5,008	10,247	9,299	7,266	5,133	54,735

Percentil 1%	0,798	0,774	0,926	0,893	0,729	0,788	1,130	1,611	4,583	3,965	2,381	2,077	35,468
Percentil 5%	0,875	0,855	0,999	0,929	0,869	0,933	1,465	2,162	4,983	4,476	3,978	2,474	36,530
Percentil 10%	0,936	1,059	1,202	0,947	1,026	1,151	1,895	2,353	5,013	5,035	4,843	2,890	36,897
Percentil 25%	1,548	1,303	1,477	1,260	1,385	1,506	2,330	3,544	7,276	6,496	5,737	3,834	46,457
Percentil 50%	2,950	2,010	2,100	1,549	1,466	1,957	3,088	4,780	8,507	9,642	7,263	4,992	54,437
Desviación típica	1,498	1,406	1,065	1,281	1,222	1,640	1,603	2,333	7,379	3,993	2,266	1,929	13,115
Coef. variación	0,510	0,581	0,459	0,622	0,636	0,632	0,454	0,466	0,720	0,429	0,312	0,376	0,240



1260. Embalse de Cavallers (toma, central hidroeléctrica de Caldas)

1940/2005
(hm³)

Serie completa

	Oct	Nov	Dic	Ene	Feb	Mar	Abr	May	Jun	Jul	Ago	Sep	Total
Máximo	3,128	5,915	4,082	3,621	3,799	4,676	6,881	9,423	8,618	7,695	7,868	5,470	42,452
Mínimo	0,239	0,313	0,278	0,252	0,201	0,224	0,291	0,479	0,994	0,831	0,608	0,671	9,520
Media	1,342	1,662	1,050	0,774	0,684	0,973	1,509	2,851	3,433	3,644	3,075	2,257	23,254

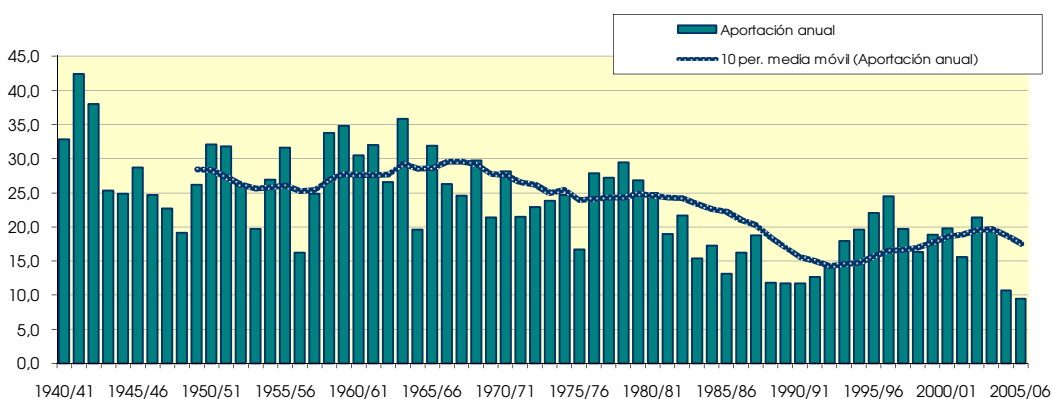
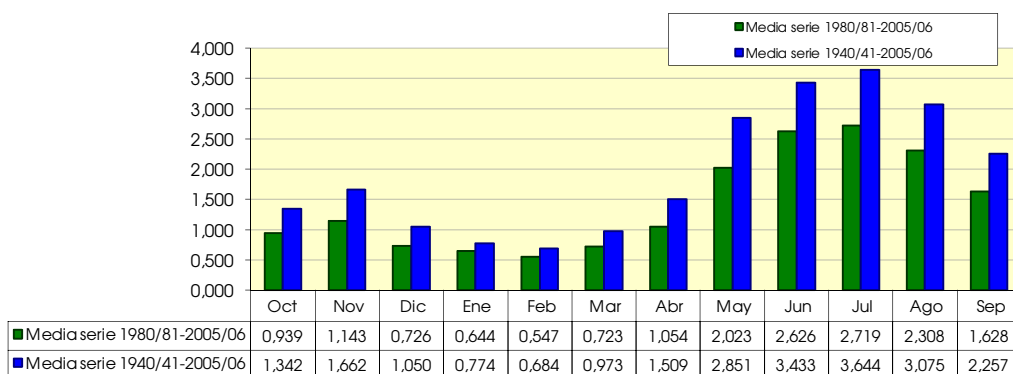
Percentil 1%	0,266	0,326	0,290	0,266	0,209	0,227	0,303	0,694	1,344	1,134	0,966	0,777	10,258
Percentil 5%	0,338	0,420	0,308	0,294	0,260	0,239	0,369	1,122	1,657	1,327	1,464	0,934	11,748
Percentil 10%	0,481	0,487	0,325	0,307	0,300	0,270	0,448	1,311	2,030	1,789	1,672	0,986	13,777
Percentil 25%	0,922	0,859	0,438	0,403	0,359	0,328	0,655	1,833	2,378	2,577	2,136	1,380	18,814
Percentil 50%	1,213	1,326	0,676	0,513	0,455	0,505	1,283	2,820	3,035	3,357	2,753	1,950	23,346
Desviación típica	0,711	1,085	0,935	0,666	0,691	1,025	1,098	1,432	1,503	1,582	1,333	1,173	7,170
Coef. variación	0,530	0,653	0,890	0,860	1,010	1,054	0,727	0,502	0,438	0,434	0,433	0,520	0,308

1980/2005
(hm³)

Serie para asignación y reserva

	Oct	Nov	Dic	Ene	Feb	Mar	Abr	May	Jun	Jul	Ago	Sep	Total
Máximo	1,908	2,614	1,536	2,571	2,723	2,968	2,312	4,928	4,838	4,951	3,566	3,153	24,976
Mínimo	0,239	0,333	0,296	0,294	0,201	0,224	0,291	0,479	0,994	0,831	0,608	0,671	9,520
Media	0,939	1,143	0,726	0,644	0,547	0,723	1,054	2,023	2,626	2,719	2,308	1,628	17,079

Percentil 1%	0,249	0,339	0,299	0,294	0,204	0,225	0,308	0,561	1,128	0,948	0,746	0,712	9,804
Percentil 5%	0,281	0,369	0,309	0,295	0,219	0,229	0,359	0,830	1,562	1,297	1,202	0,843	10,917
Percentil 10%	0,301	0,432	0,346	0,303	0,248	0,232	0,371	1,000	1,664	1,323	1,459	0,900	11,714
Percentil 25%	0,503	0,618	0,421	0,358	0,310	0,274	0,541	1,276	2,064	2,101	1,861	1,081	13,442
Percentil 50%	0,970	0,950	0,627	0,471	0,434	0,392	0,800	1,921	2,464	2,792	2,409	1,426	17,638
Desviación típica	0,468	0,682	0,369	0,555	0,495	0,731	0,635	1,013	0,897	0,984	0,698	0,699	4,243
Coef. variación	0,499	0,597	0,508	0,862	0,905	1,011	0,603	0,501	0,342	0,362	0,302	0,430	0,248



1261. Río Noguera Ribagorzana (toma, central hidroeléctrica de Pont de Suert)

1940/2005

(hm³)

Serie completa

	Oct	Nov	Dic	Ene	Feb	Mar	Abr	May	Jun	Jul	Ago	Sep	Total
Máximo	46,573	36,015	33,712	40,235	37,903	51,760	40,230	42,611	121,334	64,210	57,768	46,343	330,257
Mínimo	3,097	3,513	3,642	3,031	2,884	3,399	5,490	4,932	11,891	10,073	6,410	8,049	128,299
Media	12,927	12,400	11,525	11,260	11,486	16,064	16,746	18,766	27,484	27,464	21,888	19,455	207,465

Percentil 1%	3,429	3,566	3,668	3,358	3,155	3,840	5,875	6,050	11,968	10,823	7,194	8,083	130,354
Percentil 5%	4,125	4,136	4,271	3,789	4,870	4,811	6,525	8,067	14,125	12,608	9,853	9,097	134,065
Percentil 10%	4,709	4,685	4,972	4,393	5,139	5,838	7,783	8,940	14,998	14,434	12,809	10,892	149,009
Percentil 25%	7,652	7,169	6,699	5,852	6,098	8,526	11,021	13,296	18,506	18,508	16,682	14,068	169,788
Percentil 50%	11,122	10,362	10,060	8,637	8,434	11,628	15,293	17,482	24,114	25,396	22,127	17,907	195,937
Desviación típica	7,999	7,532	6,461	7,468	7,292	10,792	7,469	7,693	16,074	12,095	8,076	7,911	50,499
Coef. variación	0,619	0,607	0,561	0,663	0,635	0,672	0,446	0,410	0,585	0,440	0,369	0,407	0,243

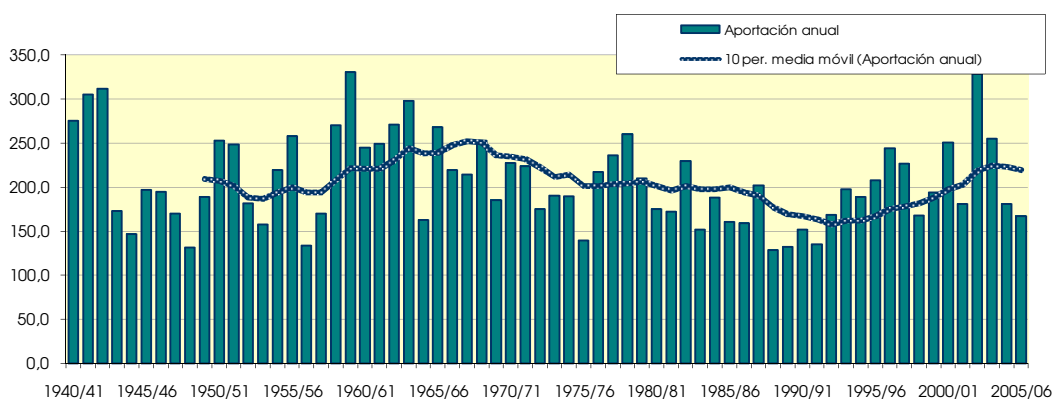
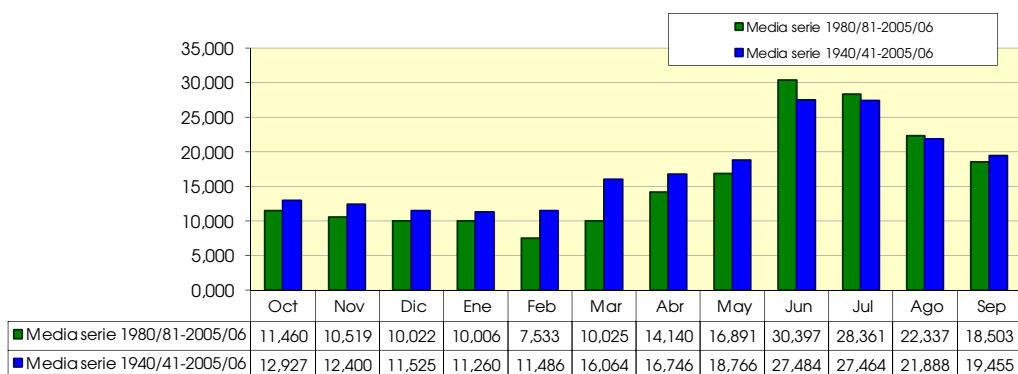
1980/2005

(hm³)

Serie para asignación y reserva

	Oct	Nov	Dic	Ene	Feb	Mar	Abr	May	Jun	Jul	Ago	Sep	Total
Máximo	26,940	30,633	21,249	30,887	23,563	24,319	28,120	30,438	121,334	51,093	57,768	46,343	328,621
Mínimo	3,097	4,091	3,642	3,535	2,884	3,399	5,490	4,932	11,891	14,431	6,410	8,049	128,299
Media	11,460	10,519	10,022	10,006	7,533	10,025	14,140	16,891	30,397	28,361	22,337	18,503	190,195

Percentil 1%	3,225	4,136	3,652	3,562	2,988	3,569	5,638	5,409	12,416	14,432	7,678	8,062	129,191
Percentil 5%	3,661	4,301	3,798	3,696	3,456	4,205	6,124	7,173	14,125	14,463	11,832	8,387	132,629
Percentil 10%	3,936	4,519	4,470	4,039	4,389	4,964	6,553	8,288	14,597	15,203	13,852	9,718	143,278
Percentil 25%	5,814	5,546	6,382	4,809	5,182	6,146	10,371	12,234	20,600	19,239	17,389	12,976	162,479
Percentil 50%	12,177	8,918	9,462	7,354	6,728	8,635	14,196	15,905	24,470	28,107	22,060	19,041	180,660
Desviación típica	6,374	6,366	5,008	7,263	4,165	5,388	5,853	6,969	22,693	10,458	9,198	7,969	44,957
Coef. variación	0,556	0,605	0,500	0,726	0,553	0,537	0,414	0,413	0,747	0,369	0,412	0,431	0,236



1263. Río Noguera Ribagorzana (Piscifactoría)

1940/2005

(hm³)

Serie completa

	Oct	Nov	Dic	Ene	Feb	Mar	Abr	May	Jun	Jul	Ago	Sep	Total
Máximo	86,293	72,436	66,651	75,674	62,898	89,550	69,139	103,171	133,236	129,113	81,151	78,523	649,390
Mínimo	6,649	7,348	7,151	6,111	5,676	6,329	12,024	10,183	24,489	21,911	12,060	16,111	263,653
Media	25,746	26,002	22,971	21,374	19,710	28,612	33,667	42,251	50,293	51,320	43,972	37,743	403,661

Percentil 1%	7,198	7,913	7,253	6,795	5,879	7,243	12,256	14,542	25,793	24,436	15,312	16,157	264,441
Percentil 5%	8,175	8,576	8,741	7,584	8,653	8,998	14,835	18,762	27,613	28,893	21,851	18,207	268,706
Percentil 10%	9,711	9,541	9,874	8,392	9,611	10,977	17,131	22,253	31,069	31,090	26,025	22,014	276,500
Percentil 25%	15,693	15,061	13,784	11,660	11,207	13,999	23,501	33,438	36,870	36,951	34,125	27,164	327,218
Percentil 50%	22,445	22,243	19,885	16,905	15,866	23,305	30,104	38,628	45,273	46,555	42,673	34,899	395,630
Desviación típica	15,147	15,040	12,598	13,269	11,720	18,761	14,774	16,440	19,760	20,373	14,715	14,878	96,744
Coef. variación	0,588	0,578	0,548	0,621	0,595	0,656	0,439	0,389	0,393	0,397	0,335	0,394	0,240

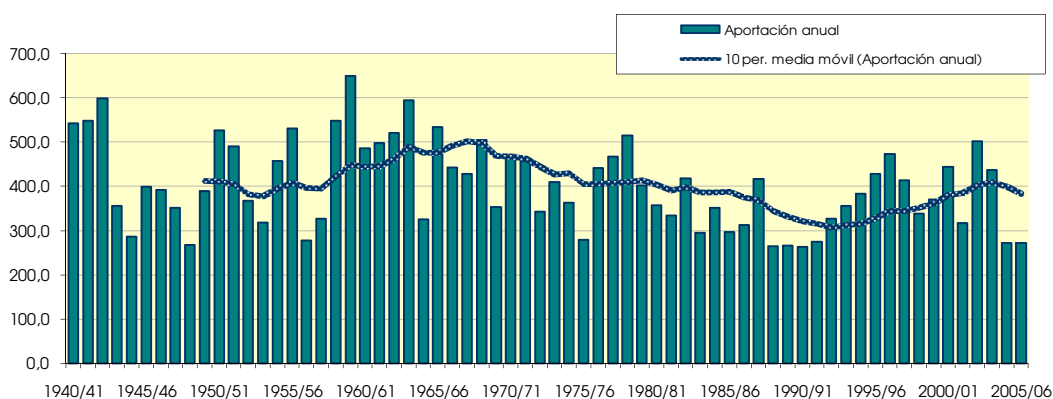
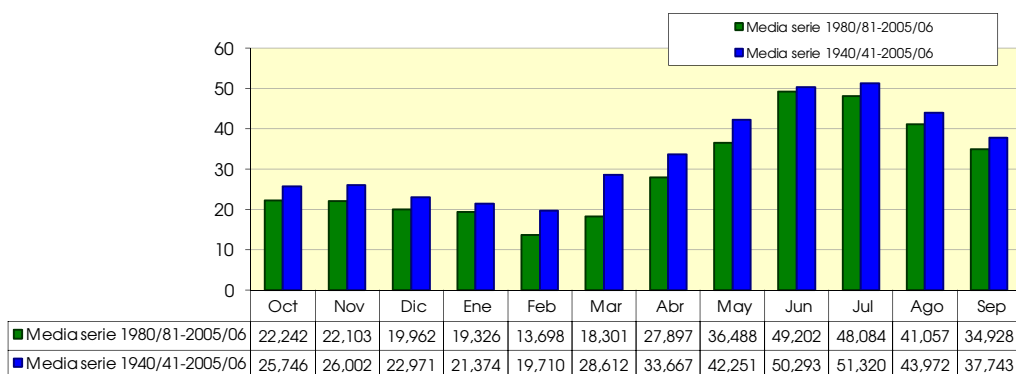
1980/2005

(hm³)

Serie para asignación y reserva

	Oct	Nov	Dic	Ene	Feb	Mar	Abr	May	Jun	Jul	Ago	Sep	Total
Máximo	52,666	61,509	41,565	54,983	42,584	41,657	61,867	69,879	133,236	83,688	73,709	78,523	502,456
Mínimo	6,649	8,217	7,151	7,163	5,676	6,329	12,380	10,183	26,496	30,599	12,060	16,111	263,653
Media	22,242	22,103	19,962	19,326	13,698	18,301	27,897	36,488	49,202	48,084	41,057	34,928	353,286

Percentil 1%	6,860	8,306	7,202	7,243	5,754	6,680	12,534	12,123	26,737	30,713	14,797	16,128	263,956
Percentil 5%	7,544	8,623	7,669	7,584	6,455	8,047	13,435	18,084	27,728	31,616	23,762	16,743	265,222
Percentil 10%	7,855	8,801	9,110	7,975	8,179	9,332	14,916	19,025	29,737	33,566	26,025	19,317	269,284
Percentil 25%	11,535	11,107	13,223	9,821	9,615	11,735	21,490	30,014	38,847	38,169	32,403	23,556	295,176
Percentil 50%	22,707	18,273	18,687	13,632	12,765	14,578	26,717	34,932	42,617	46,568	41,737	34,898	345,328
Desviación típica	11,833	13,200	9,585	13,008	7,282	10,096	11,333	13,972	22,367	13,298	13,020	14,108	70,341
Coef. variación	0,532	0,597	0,480	0,673	0,532	0,552	0,406	0,383	0,455	0,277	0,317	0,404	0,199



1264. Río Guart (Cola lateral Embalse de Canelles)

(hm ²)	Oct	Nov	Dic	Ene	Feb	Mar	Abr	May	Jun	Jul	Ago	Sep	Total
1940/41	0.881	0.828	0.894	5.232	4.144	2.646	2.105	1.709	1.454	2.060	1.790	2.254	25.997
1941/42	1.108	0.955	1.070	1.065	1.096	0.998	5.558	1.664	1.377	1.931	1.544	1.536	19.900
1942/43	0.954	0.814	0.946	1.172	1.199	1.229	1.179	1.030	0.818	1.654	1.395	1.507	13.898
1943/44	1.472	1.227	1.854	1.433	7.433	2.001	1.408	3.163	1.593	2.168	2.142	2.009	27.902
1944/45	1.020	0.819	0.928	1.326	1.132	0.912	0.703	0.503	0.443	0.726	0.839	0.918	10.270
1945/46	0.524	0.460	1.367	1.577	1.260	0.908	4.416	7.472	2.770	3.706	2.848	2.489	29.798
1946/47	1.306	1.012	1.125	1.179	3.770	3.024	1.980	1.843	1.440	2.211	1.887	1.809	22.586
1947/48	1.040	0.854	1.001	1.925	1.910	1.678	1.655	1.644	1.220	1.684	1.238	1.035	16.884
1948/49	0.554	0.439	0.513	0.550	0.519	0.421	0.340	0.357	0.435	0.727	0.736	0.887	6.479
1949/50	0.527	0.530	0.754	0.752	0.764	0.727	0.644	0.742	0.624	0.912	0.879	0.906	8.760
1950/51	0.488	0.426	0.796	1.049	3.418	4.147	2.366	6.743	3.153	3.673	2.925	2.568	31.752
1951/52	1.402	1.239	1.491	1.385	1.261	1.470	1.325	1.220	1.033	1.783	1.497	1.305	16.412
1952/53	0.756	0.654	0.869	0.909	0.789	0.585	0.481	0.371	0.915	1.298	1.056	1.243	9.926
1953/54	0.894	0.744	2.004	1.454	1.313	2.992	1.344	1.899	1.309	1.779	1.258	1.139	18.129
1954/55	0.669	0.581	0.702	2.035	2.757	2.156	1.505	1.000	1.493	2.063	1.735	2.048	18.743
1955/56	1.198	1.083	1.901	2.103	1.870	3.637	2.837	3.811	2.154	2.918	2.369	2.352	28.234
1956/57	1.201	0.869	0.864	0.771	0.780	0.713	2.572	1.911	2.573	2.601	2.002	1.813	18.668
1957/58	0.930	0.704	0.763	0.864	0.871	0.829	0.736	0.546	0.502	0.886	0.825	0.987	9.444
1958/59	0.625	0.490	2.252	1.583	1.754	3.532	2.109	1.650	1.344	1.875	1.548	5.175	23.938
1959/60	1.927	1.755	2.928	4.208	5.224	5.880	3.514	2.620	2.383	5.637	3.372	3.200	42.648
1960/61	11.856	3.189	3.680	3.684	3.368	2.361	1.832	1.833	1.566	2.233	1.654	1.773	39.026
1961/62	1.674	1.350	1.904	1.963	3.977	5.591	7.073	7.115	2.352	2.812	1.135	1.069	38.017
1962/63	0.725	0.967	1.121	4.362	5.272	3.528	3.006	1.729	1.706	1.984	2.818	2.325	29.542
1963/64	2.155	1.284	2.691	4.325	9.434	3.441	2.699	2.552	2.670	3.172	1.833	1.895	38.151
1964/65	1.673	1.159	1.584	1.676	1.661	1.094	1.613	0.657	0.397	0.514	0.701	0.794	13.521
1965/66	2.419	2.034	2.746	4.803	7.413	5.507	3.258	2.865	2.277	3.757	2.705	3.040	42.824
1966/67	1.386	2.353	2.314	3.090	2.897	1.385	2.094	1.316	1.589	1.068	0.867	1.542	21.901
1967/68	1.326	1.376	3.027	2.573	1.811	2.789	1.392	1.562	1.826	1.911	1.975	2.517	24.086
1968/69	2.143	1.404	2.471	2.946	5.018	16.191	10.241	5.166	6.477	4.923	4.795	3.623	65.399
1969/70	3.118	2.144	2.843	2.564	3.419	3.362	2.321	1.124	0.802	1.529	1.532	1.411	26.169
1970/71	0.801	0.572	1.575	1.909	1.625	2.116	3.084	5.742	4.285	4.571	3.299	2.723	32.302
1971/72	4.301	2.712	2.353	6.890	6.368	4.860	4.160	1.979	2.197	3.971	2.812	2.989	45.592
1972/73	3.011	2.717	2.931	3.373	3.829	2.696	1.512	1.089	1.185	1.795	1.861	1.864	27.862
1973/74	1.686	1.252	1.951	2.098	2.284	7.343	5.183	2.458	2.469	3.963	1.798	4.234	36.719
1974/75	4.004	1.232	2.084	1.578	1.475	1.377	1.193	1.094	1.986	1.534	1.101	1.501	20.160
1975/76	2.021	1.071	1.384	2.255	1.454	0.932	1.023	0.998	0.825	1.594	1.503	1.793	16.853
1976/77	0.810	0.830	1.458	7.455	3.548	1.561	2.426	3.202	3.560	3.972	3.291	3.042	35.153
1977/78	1.639	2.336	1.961	2.590	2.944	3.772	3.437	3.471	2.482	2.935	1.969	3.210	32.746
1978/79	1.697	2.764	2.104	11.003	6.563	5.813	3.553	2.095	2.870	3.490	2.894	3.082	47.929
1979/80	2.021	4.025	1.947	3.988	3.242	2.065	1.286	2.646	1.362	2.957	1.549	1.888	28.975
1980/81	1.111	1.177	1.826	1.194	1.032	0.965	1.033	0.762	0.799	1.526	1.728	1.072	14.225
1981/82	0.431	1.210	1.921	1.485	2.462	2.989	1.263	1.315	1.121	1.610	2.007	1.725	19.540
1982/83	0.956	1.290	2.476	2.047	2.449	1.217	0.805	0.978	0.941	1.554	1.253	2.251	18.216
1983/84	1.393	0.732	1.357	1.166	1.832	4.257	1.531	3.606	1.675	3.498	3.104	2.485	26.636
1984/85	1.395	1.033	1.589	1.813	1.253	1.305	1.753	1.394	1.459	1.647	2.058	1.775	18.474
1985/86	0.631	0.500	0.725	0.789	0.829	1.233	1.802	1.370	1.277	2.483	2.155	1.202	14.997
1986/87	0.841	0.602	1.245	1.669	1.461	1.028	0.981	1.405	1.360	1.359	1.428	1.507	14.886
1987/88	1.056	1.319	1.772	5.186	2.983	2.084	7.811	6.826	6.601	5.254	3.674	2.913	47.480
1988/89	1.702	1.321	1.321	1.182	1.746	1.256	2.051	1.199	0.997	1.448	1.444	2.110	17.779
1989/90	0.751	0.836	0.822	1.048	0.558	0.780	0.965	0.969	1.119	2.033	0.991	1.093	11.966
1990/91	1.166	1.288	1.021	1.136	1.464	4.940	1.757	1.780	0.941	1.123	0.678	0.616	17.911
1991/92	0.442	0.583	1.130	1.522	0.750	0.924	0.709	1.857	3.296	2.793	2.097	2.335	18.439
1992/93	2.297	1.604	1.984	1.704	1.741	1.892	2.412	2.392	1.705	3.740	1.897	2.240	25.608
1993/94	1.020	1.392	1.340	1.036	2.410	2.047	2.179	1.449	1.540	2.205	2.225	1.976	20.820
1994/95	3.762	1.540	2.438	1.949	2.715	1.861	2.940	1.949	1.314	2.411	2.403	1.116	26.398
1995/96	0.839	0.455	2.711	13.714	3.658	2.095	1.985	3.256	3.486	3.088	2.610	4.013	41.910
1996/97	3.327	1.350	3.402	16.666	5.701	5.261	4.945	3.227	3.355	2.652	2.501	2.400	54.787
1997/98	1.371	0.884	6.378	5.063	3.934	3.734	3.806	4.217	2.425	4.895	2.715	2.112	41.536
1998/99	1.495	1.839	1.510	0.906	0.931	1.037	0.705	1.029	0.842	2.101	1.886	3.062	17.343
1999/00	1.087	1.034	2.086	1.359	0.748	0.891	0.959	1.521	1.665	3.706	2.606	2.043	19.705
2000/01	0.823	1.214	3.086	2.655	2.755	4.973	3.994	3.547	4.280	3.365	2.974	3.113	36.780
2001/02	1.379	1.381	1.575	1.500	0.561	0.431	0.962	0.910	0.645	1.320	1.170	3.739	15.573
2002/03	1.050	1.032	1.454	2.034	11.835	3.229	1.701	3.237	1.459	3.834	2.008	2.313	35.188
2003/04	2.269	3.335	7.324	5.604	5.462	3.664	4.300	4.364	2.748	3.885	2.595	3.625	49.175
2004/05	0.927	1.140	1.194	1.377	1.346	0.512	0.427	0.493	0.473	0.755	0.659	0.646	9.951
2005/06	1.493	0.994	1.008	1.297	1.270	1.086	0.854	0.579	0.473	2.004	1.002	5.632	17.692

1264. Río Guart (Cola lateral Embalse de Canelles)

1940/2005
(hm³)

Serie completa

	Oct	Nov	Dic	Ene	Feb	Mar	Abr	May	Jun	Jul	Ago	Sep	Total
Máximo	11,856	4,025	7,324	16,666	11,835	16,191	10,241	7,472	6,601	5,637	4,795	5,632	65,399
Mínimo	0,431	0,426	0,513	0,550	0,519	0,421	0,340	0,357	0,397	0,514	0,659	0,616	6,479
Media	1,590	1,278	1,876	2,800	2,799	2,636	2,361	2,246	1,847	2,474	1,937	2,161	26,005

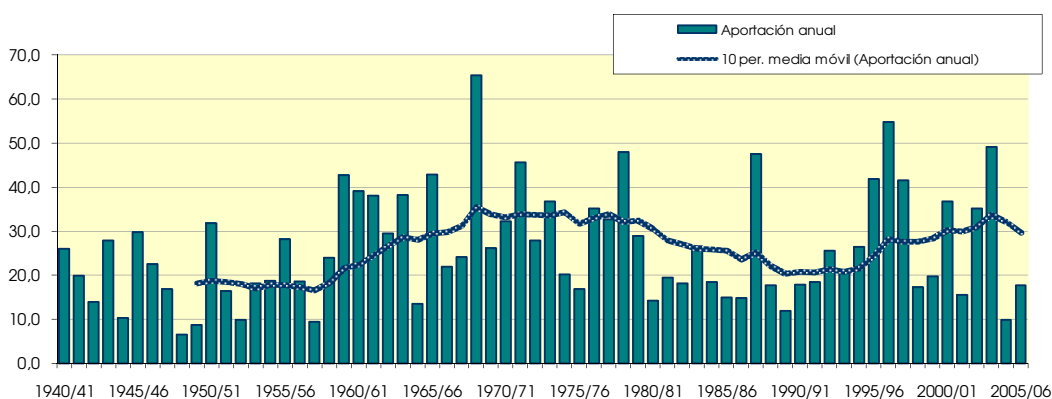
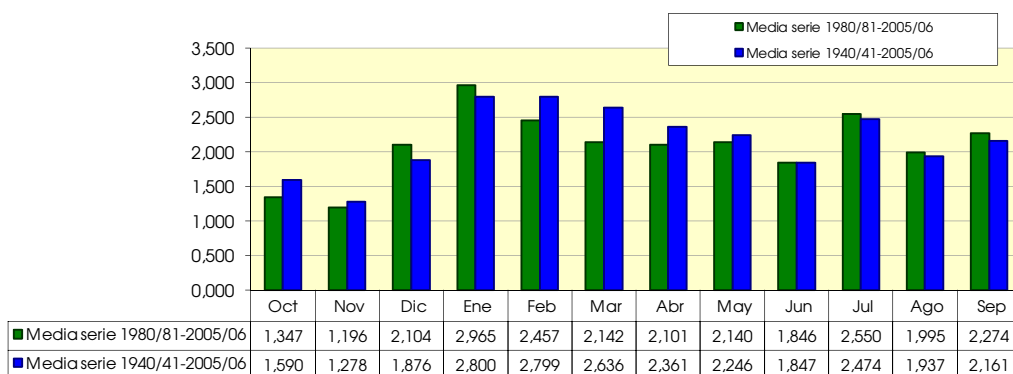
Percentil 1%	0,438	0,434	0,636	0,681	0,544	0,428	0,397	0,366	0,422	0,651	0,671	0,635	7,961
Percentil 5%	0,525	0,468	0,756	0,808	0,749	0,617	0,659	0,514	0,473	0,788	0,758	0,892	9,932
Percentil 10%	0,628	0,551	0,843	0,973	0,785	0,804	0,723	0,699	0,634	1,096	0,873	1,011	12,744
Percentil 25%	0,851	0,822	1,122	1,219	1,260	1,049	1,183	1,090	1,006	1,598	1,292	1,434	17,430
Percentil 50%	1,200	1,150	1,587	1,758	1,890	2,056	1,817	1,719	1,476	2,134	1,874	2,026	23,262
Desviación típica	1,541	0,745	1,159	2,899	2,241	2,358	1,827	1,690	1,254	1,205	0,841	1,039	12,483
Coef. variación	0,969	0,583	0,618	1,035	0,801	0,895	0,774	0,753	0,679	0,487	0,434	0,481	0,480

1980/2005
(hm³)

Serie para asignación y reserva

	Oct	Nov	Dic	Ene	Feb	Mar	Abr	May	Jun	Jul	Ago	Sep	Total
Máximo	3,762	3,335	7,324	16,666	11,835	5,261	7,811	6,826	6,601	5,254	3,674	5,632	54,787
Mínimo	0,431	0,455	0,725	0,789	0,558	0,431	0,427	0,493	0,473	0,755	0,659	0,616	9,951
Media	1,347	1,196	2,104	2,965	2,457	2,142	2,101	2,140	1,846	2,550	1,995	2,274	25,116

Percentil 1%	0,434	0,466	0,749	0,818	0,559	0,452	0,497	0,515	0,473	0,847	0,664	0,623	10,454
Percentil 5%	0,489	0,521	0,869	0,938	0,608	0,579	0,706	0,625	0,516	1,173	0,757	0,752	12,531
Percentil 10%	0,691	0,593	1,014	1,042	0,749	0,835	0,757	0,836	0,722	1,340	0,997	1,083	14,555
Percentil 25%	0,862	0,911	1,264	1,185	1,087	1,030	0,963	1,071	0,955	1,568	1,432	1,561	17,430
Percentil 50%	1,099	1,194	1,582	1,511	1,744	1,583	1,727	1,485	1,409	2,308	2,033	2,176	19,007
Desviación típica	0,794	0,557	1,556	3,850	2,359	1,491	1,680	1,496	1,397	1,183	0,765	1,134	12,663
Coef. variación	0,590	0,466	0,740	1,298	0,960	0,696	0,799	0,699	0,757	0,464	0,383	0,499	0,504



1265. Rio Camporeis (Cola lateral Embalse de Santa Ana)

(hm ³)	Oct	Nov	Dic	Ene	Feb	Mar	Abr	May	Jun	Jul	Ago	Sep	Total
1940/41	0.105	0.088	0.096	2.005	0.417	0.311	0.254	0.198	0.162	0.243	0.226	0.314	4.420
1941/42	0.140	0.119	0.128	0.128	0.121	0.129	0.478	0.196	0.163	0.239	0.192	0.181	2.214
1942/43	0.101	0.085	0.103	0.115	0.113	0.106	0.091	0.075	0.066	0.240	0.129	0.152	1.376
1943/44	0.107	0.106	0.345	0.173	0.462	0.218	0.164	0.392	0.197	0.287	0.297	0.252	3.001
1944/45	0.129	0.102	0.111	0.217	0.157	0.120	0.093	0.069	0.060	0.103	0.098	0.103	1.362
1945/46	0.059	0.049	0.142	0.386	0.168	0.128	0.598	0.724	0.348	0.497	0.402	0.370	3.872
1946/47	0.189	0.144	0.158	0.187	0.284	0.300	0.225	0.187	0.158	0.238	0.213	0.252	2.535
1947/48	0.119	0.096	0.135	0.254	0.201	0.182	0.161	0.137	0.120	0.177	0.142	0.129	1.854
1948/49	0.068	0.055	0.062	0.066	0.067	0.057	0.047	0.049	0.103	0.093	0.083	0.088	0.837
1949/50	0.052	0.050	0.066	0.069	0.070	0.063	0.055	0.061	0.058	0.094	0.083	0.080	0.800
1950/51	0.046	0.039	0.083	0.120	0.144	0.188	0.214	0.299	0.267	0.397	0.309	0.318	2.422
1951/52	0.181	0.142	0.161	0.162	0.149	0.126	0.112	0.095	0.088	0.151	0.140	0.129	1.635
1952/53	0.076	0.064	0.075	0.080	0.077	0.064	0.055	0.043	0.163	0.151	0.124	0.125	1.098
1953/54	0.096	0.080	0.147	0.160	0.150	0.141	0.138	0.170	0.130	0.181	0.141	0.128	1.660
1954/55	0.071	0.060	0.072	3.384	1.229	0.245	0.180	0.125	0.183	0.234	0.194	0.278	6.255
1955/56	0.137	0.119	0.207	0.180	0.173	0.199	0.219	0.325	0.233	0.340	0.287	0.271	2.690
1956/57	0.143	0.110	0.117	0.112	0.114	0.094	0.101	0.166	0.265	0.296	0.235	0.214	1.968
1957/58	0.112	0.087	0.094	0.102	0.103	0.084	0.072	0.055	0.050	0.091	0.085	0.107	1.044
1958/59	0.061	0.051	0.198	0.186	0.174	0.213	0.192	0.146	0.127	0.191	0.152	0.578	2.269
1959/60	0.244	0.206	0.296	0.414	0.459	0.515	0.388	0.277	0.265	0.499	0.397	0.391	4.350
1960/61	0.823	0.439	0.589	0.503	0.466	0.342	0.261	0.213	0.185	0.279	0.218	0.248	4.568
1961/62	0.206	0.219	0.245	0.226	0.375	0.499	0.636	0.882	0.320	0.404	0.172	0.156	4.341
1962/63	0.105	0.135	0.148	0.362	0.601	0.420	0.281	0.179	0.155	0.214	0.332	0.274	3.206
1963/64	0.256	0.155	0.303	0.530	0.803	0.417	0.288	0.201	0.216	0.323	0.196	0.215	3.901
1964/65	0.185	0.135	0.228	0.229	0.220	0.133	0.211	0.088	0.054	0.067	0.083	0.073	1.706
1965/66	0.261	0.221	0.267	0.439	0.449	0.675	0.357	0.306	0.309	0.473	0.343	0.417	4.516
1966/67	0.190	0.268	0.285	0.408	0.363	0.172	0.231	0.161	0.202	0.146	0.119	0.213	2.757
1967/68	0.190	0.189	0.400	0.365	0.216	0.366	0.171	0.140	0.231	0.248	0.222	0.347	3.084
1968/69	0.302	0.269	0.308	0.375	1.555	0.734	1.023	0.641	0.942	0.735	0.744	0.583	8.211
1969/70	0.499	0.353	0.477	0.370	0.515	0.541	0.393	0.147	0.118	0.229	0.237	0.226	4.107
1970/71	0.130	0.078	0.224	0.451	0.204	0.253	0.297	0.705	0.432	0.512	0.393	0.432	4.111
1971/72	0.572	0.453	0.395	1.648	0.730	0.684	0.634	0.317	0.310	0.558	0.397	0.474	7.173
1972/73	0.400	0.447	0.390	0.386	0.463	0.348	0.187	0.129	0.122	0.196	0.234	0.223	3.526
1973/74	0.203	0.184	0.449	0.327	0.329	1.189	0.752	0.348	0.314	0.611	0.254	1.003	5.963
1974/75	0.587	0.185	0.325	0.260	0.206	0.262	0.166	0.169	0.213	0.188	0.152	0.180	2.893
1975/76	0.242	0.138	0.196	0.362	0.205	0.131	0.270	0.118	0.090	0.183	0.358	0.349	2.643
1976/77	0.220	0.101	0.133	1.143	0.443	0.203	0.314	0.313	0.398	0.467	0.407	0.386	4.528
1977/78	0.194	0.284	0.259	0.361	0.299	0.432	0.631	0.729	0.310	0.410	0.276	0.497	4.682
1978/79	0.266	0.457	0.350	0.976	0.717	0.705	0.457	0.265	0.499	0.495	0.434	0.605	6.227
1979/80	0.283	0.532	0.289	0.654	0.847	0.363	0.195	0.492	0.289	0.450	0.243	0.340	4.977
1980/81	0.173	0.239	0.277	0.176	0.164	0.146	0.182	0.095	0.103	0.175	0.212	0.127	2.070
1981/82	0.050	0.150	0.161	0.185	0.194	0.341	0.144	0.226	0.167	0.162	0.362	0.308	2.449
1982/83	0.116	0.134	0.289	0.225	0.304	0.149	0.083	0.100	0.083	0.158	0.120	0.227	1.990
1983/84	0.155	0.151	0.172	0.145	0.244	0.390	0.208	0.389	0.226	0.496	0.465	0.386	3.428
1984/85	0.219	0.122	0.200	0.245	0.155	0.162	0.196	0.148	0.157	0.180	0.232	0.221	2.236
1985/86	0.081	0.058	0.079	0.081	0.082	0.131	0.159	0.125	0.121	0.253	0.239	0.203	1.612
1986/87	0.117	0.076	0.190	0.269	0.211	0.149	0.119	0.171	0.166	0.142	0.154	0.178	1.944
1987/88	0.132	0.148	0.229	0.507	0.359	0.266	0.594	0.401	0.499	0.688	0.512	0.425	4.759
1988/89	0.267	0.197	0.204	0.193	0.260	0.187	0.219	0.149	0.124	0.188	0.269	0.314	2.569
1989/90	0.106	0.152	0.107	0.131	0.071	0.106	0.130	0.101	0.114	0.229	0.119	0.148	1.512
1990/91	0.139	0.159	0.128	0.150	0.169	0.301	0.232	0.249	0.138	0.173	0.107	0.089	2.033
1991/92	0.059	0.092	0.148	0.199	0.103	0.129	0.104	0.153	0.208	0.324	0.253	0.269	2.043
1992/93	0.209	0.207	0.240	0.227	0.239	0.235	0.254	0.204	0.208	0.475	0.233	0.270	3.001
1993/94	0.140	0.164	0.166	0.118	0.149	0.208	0.242	0.119	0.167	0.263	0.290	0.288	2.315
1994/95	0.385	0.214	0.329	0.267	0.224	0.257	0.429	0.268	0.171	0.328	0.348	0.161	3.383
1995/96	0.114	0.059	0.214	1.172	0.503	0.304	0.277	0.412	0.402	0.443	0.367	0.557	4.823
1996/97	0.496	0.242	0.377	1.919	0.865	0.843	0.791	0.507	0.534	0.389	0.357	0.357	7.676
1997/98	0.216	0.133	0.560	0.672	0.541	0.567	0.326	0.489	0.328	0.702	0.398	0.309	5.242
1998/99	0.218	0.282	0.258	0.140	0.143	0.149	0.098	0.118	0.107	0.252	0.222	0.346	2.332
1999/00	0.137	0.136	0.273	0.191	0.112	0.137	0.129	0.160	0.236	0.497	0.369	0.331	2.708
2000/01	0.129	0.178	0.262	0.268	0.341	0.279	0.467	0.401	0.591	0.483	0.437	0.482	4.318
2001/02	0.210	0.229	0.259	0.256	0.097	0.071	0.130	0.109	0.079	0.153	0.132	0.235	1.960
2002/03	0.119	0.110	0.147	0.210	0.969	0.386	0.243	0.444	0.213	0.580	0.309	0.309	4.039
2003/04	0.433	0.654	1.023	0.849	0.707	0.478	0.791	0.603	0.443	0.647	0.438	0.616	7.682
2004/05	0.146	0.174	0.192	0.232	0.237	0.092	0.073	0.079	0.072	0.113	0.095	0.088	1.594
2005/06	0.178	0.127	0.135	0.181	0.163	0.133	0.104	0.074	0.064	0.114	0.102	0.364	1.739

1265. Río Camporels (Cola lateral Embalse de Santa Ana)

1940/2005
(hm³)

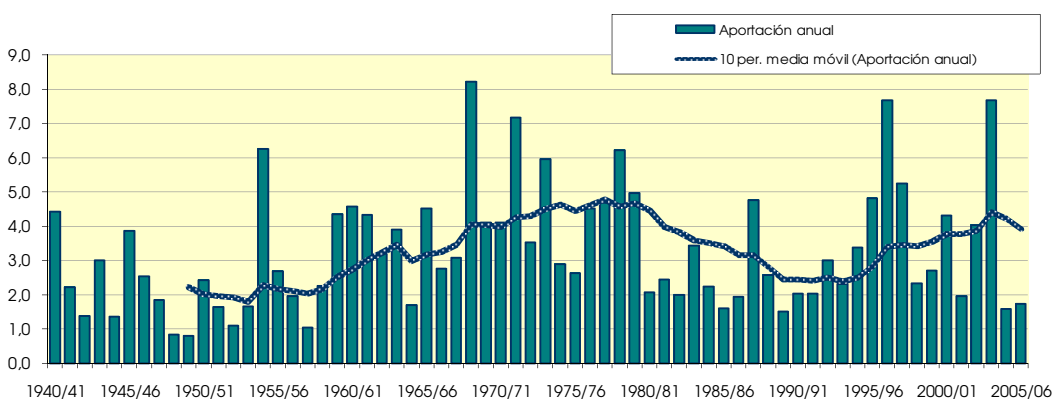
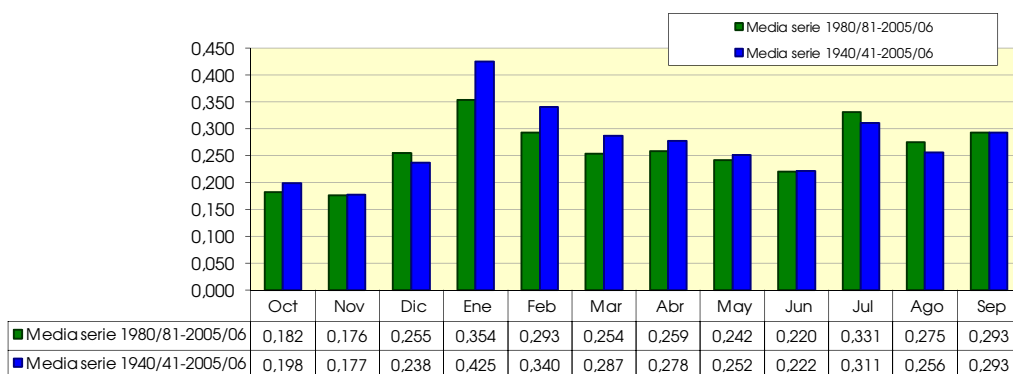
Serie completa

	Oct	Nov	Dic	Ene	Feb	Mar	Abr	May	Jun	Jul	Ago	Sep	Total
Máximo	0,823	0,654	1,023	3,384	1,555	1,189	1,023	0,882	0,942	0,735	0,744	1,003	8,211
Mínimo	0,046	0,039	0,062	0,066	0,067	0,057	0,047	0,043	0,050	0,067	0,083	0,073	0,800
Media	0,198	0,177	0,238	0,425	0,340	0,287	0,278	0,252	0,222	0,311	0,256	0,293	3,276
Percentil 1%	0,048	0,045	0,065	0,068	0,069	0,061	0,052	0,047	0,053	0,083	0,083	0,077	0,824
Percentil 5%	0,059	0,062	0,076	0,086	0,078	0,074	0,072	0,063	0,061	0,096	0,088	0,088	1,164
Percentil 10%	0,070	0,059	0,095	0,117	0,103	0,100	0,092	0,077	0,075	0,128	0,105	0,116	1,553
Percentil 25%	0,113	0,097	0,137	0,174	0,151	0,133	0,132	0,120	0,120	0,178	0,144	0,179	1,973
Percentil 50%	0,150	0,143	0,205	0,239	0,222	0,216	0,216	0,175	0,177	0,250	0,235	0,270	2,733
Desviación típica	0,145	0,124	0,153	0,545	0,290	0,215	0,208	0,190	0,155	0,172	0,129	0,164	1,751
Coef. variación	0,729	0,700	0,642	1,280	0,852	0,749	0,751	0,756	0,700	0,554	0,504	0,562	0,534

1980/2005
(hm³)

Serie para asignación y reserva

	Oct	Nov	Dic	Ene	Feb	Mar	Abr	May	Jun	Jul	Ago	Sep	Total
Máximo	0,496	0,654	1,023	1,919	0,969	0,843	0,791	0,603	0,591	0,702	0,512	0,616	7,682
Mínimo	0,050	0,058	0,079	0,081	0,071	0,071	0,073	0,074	0,064	0,113	0,095	0,088	1,512
Media	0,182	0,176	0,255	0,354	0,293	0,254	0,259	0,242	0,220	0,331	0,275	0,293	3,133
Percentil 1%	0,052	0,058	0,086	0,090	0,074	0,076	0,076	0,075	0,066	0,113	0,097	0,088	1,532
Percentil 5%	0,065	0,063	0,112	0,122	0,086	0,095	0,087	0,083	0,074	0,121	0,103	0,098	1,598
Percentil 10%	0,093	0,084	0,132	0,136	0,100	0,117	0,101	0,098	0,081	0,148	0,113	0,138	1,676
Percentil 25%	0,118	0,129	0,162	0,177	0,151	0,140	0,129	0,118	0,116	0,174	0,168	0,208	2,001
Percentil 50%	0,143	0,152	0,209	0,218	0,218	0,197	0,202	0,165	0,167	0,258	0,261	0,298	2,390
Desviación típica	0,109	0,112	0,185	0,404	0,238	0,173	0,200	0,158	0,151	0,188	0,124	0,132	1,716
Coef. variación	0,595	0,637	0,725	1,140	0,812	0,680	0,774	0,651	0,688	0,567	0,452	0,451	0,548



1266. Río Aslos (Estós)

(hm ²)	Oct	Nov	Dic	Ene	Feb	Mar	Abr	May	Jun	Jul	Ago	Sep	Total
1940/41	4,739	6,038	1,708	2,393	9,454	12,993	4,401	7,114	21,632	9,166	10,532	12,694	102,862
1941/42	3,468	4,948	2,366	1,047	1,328	1,834	6,533	12,421	8,090	4,475	3,666	5,157	55,330
1942/43	8,519	3,028	3,476	3,304	2,999	3,727	10,918	15,873	8,540	5,641	3,630	13,844	83,500
1943/44	13,058	4,832	2,271	1,316	1,516	1,572	4,391	10,412	5,575	2,517	2,919	2,079	52,460
1944/45	1,192	1,995	0,827	1,200	0,779	2,611	3,790	3,671	3,094	5,585	3,007	2,268	30,020
1945/46	1,584	0,691	3,555	1,368	0,844	1,133	5,377	12,061	13,243	5,821	2,807	3,403	51,888
1946/47	2,995	1,041	3,079	1,293	5,415	10,974	7,511	16,318	13,175	16,037	4,192	1,868	83,897
1947/48	3,592	1,573	2,267	3,484	2,731	2,685	7,658	9,096	14,475	5,493	2,075	1,879	57,009
1948/49	1,572	0,606	1,665	0,941	0,503	0,535	0,961	1,801	6,199	4,164	4,092	4,986	28,022
1949/50	1,798	2,477	1,984	1,773	2,403	2,524	2,117	8,737	13,984	3,949	4,667	2,275	48,690
1950/51	0,927	2,129	1,689	1,692	2,658	8,315	5,436	12,916	28,579	7,626	5,083	4,283	81,334
1951/52	2,460	10,429	2,467	1,888	2,428	3,926	7,113	10,741	14,855	5,339	5,629	1,992	69,265
1952/53	4,224	2,330	4,429	1,550	1,411	0,948	1,669	5,705	11,308	8,691	2,890	2,749	47,904
1953/54	5,542	1,214	3,772	0,963	1,106	2,912	2,175	5,307	11,237	4,972	1,847	3,113	44,159
1954/55	1,137	1,691	1,412	3,804	2,961	2,289	3,102	7,564	15,471	7,750	6,050	2,784	56,016
1955/56	3,535	4,799	5,210	3,859	1,324	3,740	6,056	12,717	15,723	10,628	8,521	4,453	80,564
1956/57	1,770	0,992	0,831	0,680	1,016	2,062	2,118	5,331	21,292	3,964	3,606	4,889	48,551
1957/58	1,510	1,213	1,863	1,222	2,833	4,073	3,556	8,979	8,036	7,748	1,832	4,569	47,434
1958/59	1,745	0,893	5,347	1,334	1,815	8,170	7,222	12,707	11,859	8,301	5,764	11,262	76,419
1959/60	7,681	3,525	4,342	4,031	6,390	8,110	4,733	20,116	18,273	11,835	4,543	7,507	101,087
1960/61	22,753	7,007	4,412	1,974	1,843	1,182	6,819	17,299	18,079	8,127	7,209	3,333	100,037
1961/62	7,214	4,701	5,357	8,038	2,160	5,886	5,325	9,341	21,424	9,970	3,264	6,729	89,409
1962/63	8,472	5,082	1,542	3,035	2,125	4,934	9,069	7,553	19,947	17,265	26,548	6,875	112,449
1963/64	2,733	13,453	4,679	1,534	4,672	4,881	9,412	20,435	30,582	10,121	5,736	7,542	115,778
1964/65	3,276	3,517	1,603	1,779	1,677	4,090	1,862	5,106	5,475	4,323	1,505	6,888	41,099
1965/66	10,294	8,046	5,019	3,052	5,789	1,795	5,168	10,578	23,616	8,296	5,015	3,041	89,711
1966/67	11,648	10,374	3,897	1,760	2,524	4,160	3,481	8,742	15,117	5,703	5,950	3,015	76,370
1967/68	1,496	11,002	2,233	1,564	3,635	2,277	7,084	15,360	15,441	4,929	7,754	7,737	80,511
1968/69	1,696	5,626	3,234	1,894	1,521	4,869	7,004	13,125	20,154	9,550	8,840	5,590	83,104
1969/70	4,809	2,817	2,130	9,224	2,173	1,675	2,678	12,630	19,608	6,025	5,171	1,422	70,361
1970/71	2,764	1,712	1,341	1,177	2,780	1,162	8,815	13,004	20,823	11,072	5,752	6,656	77,058
1971/72	3,734	1,129	1,313	2,044	3,134	3,577	2,569	4,690	15,358	6,885	3,977	6,813	55,224
1972/73	5,593	3,510	2,729	2,516	1,651	0,906	1,687	16,460	16,267	9,974	3,224	2,464	66,981
1973/74	1,425	2,172	1,747	4,972	1,343	3,132	3,494	5,934	15,422	8,462	4,212	12,539	64,854
1974/75	3,279	3,542	1,482	3,399	3,066	1,776	3,074	7,093	16,542	4,856	1,967	3,674	53,750
1975/76	1,765	1,407	1,569	1,150	2,442	0,787	0,480	4,154	4,809	2,157	2,094	1,559	24,374
1976/77	5,710	2,862	2,460	2,088	4,604	3,123	4,767	12,000	19,018	18,343	7,858	2,309	85,142
1977/78	6,085	1,319	4,089	1,571	2,949	3,366	1,041	7,101	12,323	5,825	2,005	1,364	49,038
1978/79	0,833	0,566	0,902	1,002	5,844	4,328	2,861	11,684	27,038	6,552	3,742	3,048	68,400
1979/80	7,769	1,557	1,500	1,112	1,476	1,380	1,900	3,888	11,265	6,031	2,498	2,142	42,518
1980/81	2,254	2,485	1,233	2,227	0,872	2,611	3,019	5,373	9,187	6,410	3,395	3,626	42,693
1981/82	2,251	0,883	2,912	4,137	1,444	0,988	2,167	4,432	13,329	6,117	4,462	3,786	46,908
1982/83	3,169	6,813	2,365	1,611	1,231	1,406	2,734	7,043	6,547	3,675	3,253	1,480	41,326
1983/84	1,565	1,643	1,984	1,506	0,903	0,725	3,478	4,589	12,079	3,622	2,260	1,490	35,843
1984/85	2,588	6,170	2,234	2,473	3,136	1,003	5,345	5,025	12,126	4,477	1,866	2,241	48,682
1985/86	1,125	0,797	1,434	1,990	0,987	1,149	2,427	13,892	9,505	4,283	1,471	5,002	44,062
1986/87	2,056	2,097	1,265	0,853	1,859	1,964	6,790	2,337	9,087	8,222	2,934	1,959	41,422
1987/88	9,305	1,902	2,391	2,515	2,130	2,036	4,231	5,496	11,897	14,612	3,422	2,137	62,075
1988/89	3,969	2,153	1,278	1,387	1,012	2,210	2,441	7,121	8,844	4,068	3,008	1,959	39,452
1989/90	1,267	1,844	2,459	1,043	1,864	1,635	1,403	5,653	9,515	4,090	1,799	2,621	35,194
1990/91	3,838	2,447	1,080	1,516	0,766	3,710	1,426	2,893	11,410	4,659	1,068	2,535	37,348
1991/92	2,463	2,011	2,366	1,189	1,272	1,781	3,662	6,612	7,173	5,569	3,438	6,074	43,611
1992/93	5,316	3,754	3,021	1,401	1,046	1,167	2,399	5,406	10,571	4,968	3,396	4,080	46,526
1993/94	6,781	2,274	1,497	2,022	1,432	2,767	2,345	5,823	11,435	4,489	1,634	2,618	45,118
1994/95	4,612	4,979	1,535	2,247	1,539	1,660	1,989	2,780	6,738	4,427	1,791	3,407	37,703
1995/96	2,433	3,202	4,699	5,254	2,181	1,653	3,727	8,615	14,971	10,444	5,082	1,750	64,010
1996/97	2,030	2,943	5,515	2,731	3,012	3,979	4,414	6,841	10,023	7,138	2,894	5,781	57,300
1997/98	1,206	3,981	6,065	3,169	1,686	2,037	2,240	7,093	13,470	6,094	3,513	4,731	55,286
1998/99	2,959	1,461	1,006	0,962	1,389	1,651	1,931	8,978	6,683	2,261	3,060	5,698	38,038
1999/00	6,060	2,271	1,617	1,565	1,320	1,077	3,670	12,141	12,804	3,271	1,449	2,174	49,420
2000/01	2,209	2,707	4,436	4,880	2,172	7,325	2,400	9,533	14,331	7,559	3,420	2,736	63,708
2001/02	4,954	1,152	1,169	1,769	1,294	3,452	3,507	3,566	10,253	4,167	3,292	4,176	42,752
2002/03	7,063	4,847	4,405	2,250	0,873	4,866	5,416	11,019	2,406	5,088	2,611	6,294	57,140
2003/04	4,389	6,868	3,866	2,015	1,335	1,213	4,006	4,215	9,708	9,012	3,489	2,924	53,040
2004/05	2,979	1,581	1,525	1,166	0,866	0,864	2,707	8,023	8,102	3,308	3,215	2,401	36,737
2005/06	9,529	1,533	0,944	2,319	1,343	2,848	2,560	6,537	7,207	5,664	1,649	11,416	53,547

1266. Río Asios (Estós)

1940/2005
(hm³)

Serie completa

	Oct	Nov	Dic	Ene	Feb	Mar	Abr	May	Jun	Jul	Ago	Sep	Total
Máximo	22,753	13,453	6,065	9,224	9,454	12,993	10,918	20,435	30,582	18,343	26,548	13,844	115,778
Mínimo	0,833	0,566	0,827	0,680	0,503	0,535	0,480	1,801	2,406	2,157	1,068	1,364	24,374
Media	4,315	3,373	2,608	2,276	2,247	3,064	4,059	8,739	13,217	6,846	4,160	4,362	59,265

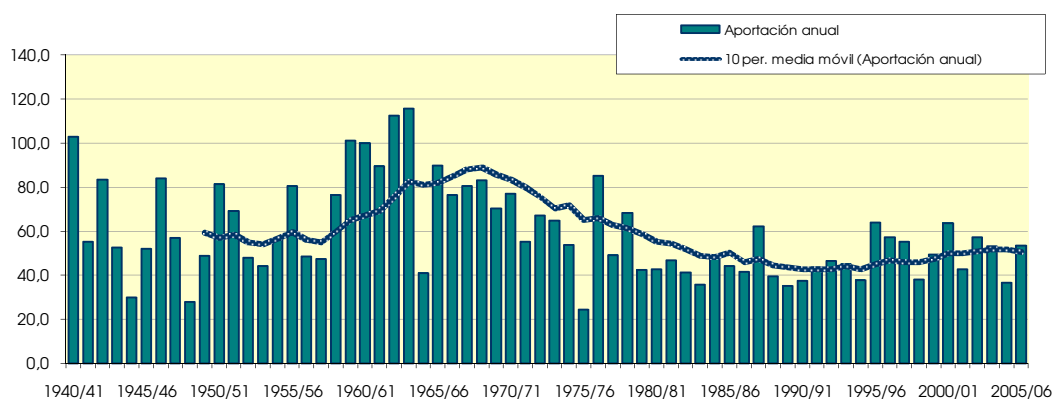
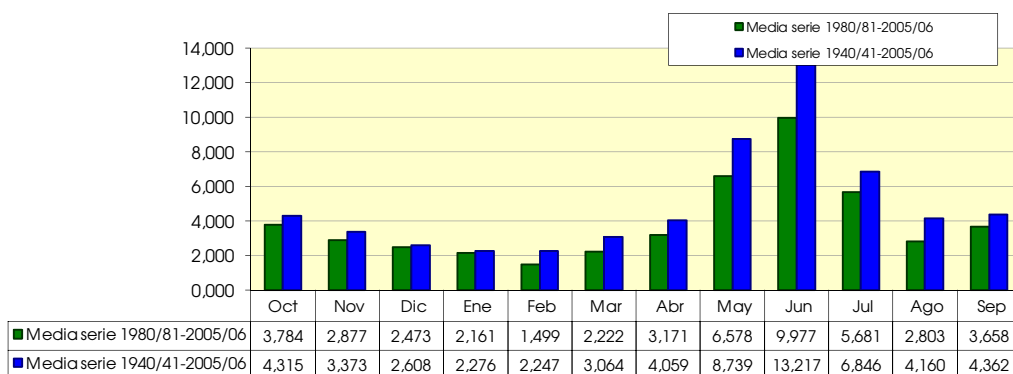
Percentil 1%	0,894	0,592	0,830	0,792	0,674	0,659	0,793	2,149	2,854	2,225	1,316	1,401	26,745
Percentil 5%	1,151	0,819	0,960	0,962	0,849	0,875	1,409	3,061	5,500	3,280	1,537	1,507	35,356
Percentil 10%	1,346	1,016	1,201	1,045	0,888	0,995	1,775	4,021	6,615	3,812	1,795	1,874	37,526
Percentil 25%	1,777	1,561	1,506	1,320	1,321	1,448	2,359	5,381	9,112	4,475	2,526	2,270	43,724
Percentil 50%	3,223	2,388	2,251	1,776	1,751	2,283	3,500	7,558	12,224	5,823	3,408	3,368	53,648
Desviación típica	3,630	2,722	1,407	1,551	1,580	2,432	2,304	4,352	5,920	3,392	3,415	2,914	21,093
Coef. variación	0,841	0,807	0,539	0,681	0,703	0,794	0,568	0,498	0,448	0,496	0,821	0,668	0,356

1980/2005
(hm³)

Serie para asignación y reserva

	Oct	Nov	Dic	Ene	Feb	Mar	Abr	May	Jun	Jul	Ago	Sep	Total
Máximo	9,529	6,868	6,065	5,254	3,136	7,325	6,790	13,892	14,971	14,612	5,082	11,416	64,010
Mínimo	1,125	0,797	0,944	0,853	0,766	0,725	1,403	2,337	2,406	2,261	1,068	1,480	35,194
Media	3,784	2,877	2,473	2,161	1,499	2,222	3,171	6,578	9,977	5,681	2,803	3,658	46,882

Percentil 1%	1,145	0,819	0,960	0,880	0,791	0,760	1,409	2,447	3,442	2,514	1,164	1,483	35,356
Percentil 5%	1,222	0,951	1,025	0,982	0,868	0,895	1,552	2,808	6,581	3,280	1,455	1,555	36,066
Percentil 10%	1,416	1,307	1,124	1,105	0,873	0,995	1,960	3,230	6,710	3,465	1,552	1,854	37,043
Percentil 25%	2,220	1,693	1,317	1,427	1,021	1,179	2,359	4,698	8,287	4,109	1,816	2,191	39,920
Percentil 50%	2,969	2,273	2,109	2,003	1,339	1,721	2,721	6,180	9,866	4,814	3,034	2,830	44,590
Desviación típica	2,351	1,743	1,477	1,126	0,621	1,479	1,296	2,848	2,866	2,636	0,982	2,162	8,879
Coef. variación	0,621	0,606	0,597	0,521	0,414	0,665	0,409	0,433	0,287	0,464	0,350	0,591	0,189



1268. Rio Remascaro

(hm ²)	Oct	Nov	Dic	Ene	Feb	Mar	Abr	May	Jun	Jul	Ago	Sep	Total
1940/41	2.151	2.020	1.002	2.619	3.029	4.432	1.733	4.148	5.471	2.170	3.228	4.635	36.637
1941/42	1.825	2.473	1.244	0.635	0.461	0.613	3.153	3.313	3.723	2.735	1.327	1.528	23.029
1942/43	3.006	1.792	1.454	1.434	1.212	1.346	4.236	4.851	7.842	1.828	1.626	5.542	36.169
1943/44	5.168	2.437	1.288	0.894	0.608	1.041	1.570	5.378	2.075	0.852	0.994	0.678	22.983
1944/45	0.678	0.927	0.447	0.882	0.494	1.000	1.582	1.200	2.413	2.351	1.053	0.626	13.654
1945/46	0.592	0.407	1.240	0.940	0.603	0.676	2.767	7.594	3.451	1.966	0.917	0.994	22.148
1946/47	1.144	0.644	1.903	0.887	1.355	4.896	4.005	8.848	24.193	5.220	1.373	0.714	55.181
1947/48	1.346	0.696	0.997	1.759	1.181	1.288	3.762	4.301	3.679	1.430	0.752	0.557	21.747
1948/49	0.634	0.413	0.667	0.570	0.346	0.265	0.390	0.871	2.051	1.366	1.527	1.677	10.778
1949/50	1.050	1.146	0.694	1.007	1.123	0.996	0.987	3.980	3.414	2.042	1.574	0.829	18.845
1950/51	0.472	0.799	1.235	0.734	0.915	3.439	2.024	8.698	8.111	2.072	1.614	1.423	31.538
1951/52	1.161	4.245	1.148	1.404	0.867	1.817	3.384	4.273	4.022	1.440	1.703	0.743	26.208
1952/53	1.502	1.163	1.476	1.051	0.802	0.557	0.806	1.557	5.012	2.013	0.975	0.978	17.894
1953/54	2.164	0.763	1.545	0.658	0.626	0.930	1.020	3.007	3.185	1.437	0.661	1.017	17.014
1954/55	0.477	0.625	0.538	1.723	1.132	1.145	1.350	2.498	4.840	2.146	2.075	1.201	19.750
1955/56	1.545	2.349	2.145	1.994	0.910	1.371	2.913	5.773	3.797	2.466	2.831	1.623	29.716
1956/57	0.983	0.648	0.561	0.467	0.456	0.888	0.889	2.693	7.966	2.097	1.231	2.094	20.973
1957/58	0.930	0.645	0.814	0.866	1.123	1.210	1.592	2.813	2.157	2.218	0.602	1.861	16.830
1958/59	1.011	0.455	2.209	0.867	0.897	3.247	3.119	4.858	3.629	2.828	2.063	3.971	29.154
1959/60	3.000	1.545	1.782	2.382	2.926	3.413	2.000	6.516	9.363	3.863	1.538	2.909	41.239
1960/61	13.340	3.461	2.027	1.687	0.896	0.729	2.738	4.846	4.963	2.136	2.107	1.065	39.997
1961/62	2.642	2.193	2.082	4.072	1.030	2.722	2.595	5.154	5.063	2.307	1.019	2.146	33.025
1962/63	3.089	3.151	0.928	3.202	1.461	1.301	4.566	3.243	6.013	5.514	11.050	2.419	45.938
1963/64	1.244	6.827	3.240	1.057	1.990	2.839	5.246	9.389	9.570	2.851	1.854	3.003	49.111
1964/65	1.790	1.660	0.957	1.278	1.052	1.374	0.941	2.075	1.465	1.092	0.470	2.741	16.894
1965/66	3.949	4.759	1.837	1.935	2.965	0.828	2.039	4.039	5.869	1.636	1.252	1.120	32.227
1966/67	4.346	10.286	0.740	0.974	0.749	1.857	1.650	4.277	2.784	3.382	1.560	1.133	33.741
1967/68	0.586	4.805	1.413	0.878	1.100	0.800	3.828	7.717	3.970	1.317	2.671	2.330	31.415
1968/69	0.761	2.622	1.497	1.136	0.945	1.666	3.318	5.798	5.533	2.929	2.740	2.071	31.017
1969/70	1.696	1.652	1.317	5.060	0.835	1.082	0.834	5.616	5.582	1.595	1.535	0.468	27.270
1970/71	1.354	0.837	0.891	0.887	0.711	0.725	4.256	7.902	7.819	3.477	2.099	2.465	33.425
1971/72	1.665	0.919	0.751	1.725	0.800	1.193	1.049	1.931	6.445	2.230	1.504	3.869	24.080
1972/73	2.837	1.579	1.856	2.012	0.890	0.530	0.743	8.709	4.781	3.017	0.517	0.786	28.258
1973/74	0.809	1.283	1.341	2.403	0.692	1.273	1.508	2.362	4.936	2.494	1.630	5.613	26.345
1974/75	1.769	1.707	0.985	1.829	0.956	0.908	1.123	4.326	4.524	1.487	0.672	1.493	21.781
1975/76	1.057	0.764	1.091	0.742	0.739	0.423	0.259	1.863	1.623	0.811	0.851	0.782	11.005
1976/77	2.472	2.711	1.615	2.155	0.900	1.004	2.297	6.770	7.513	6.605	3.273	0.903	38.217
1977/78	2.835	0.901	1.578	1.277	0.851	1.598	0.619	4.483	4.519	1.362	0.593	0.958	21.571
1978/79	0.485	0.403	0.436	1.991	1.104	1.052	1.661	5.959	8.440	1.808	1.294	1.039	25.671
1979/80	3.804	0.967	0.783	0.807	0.655	0.594	0.863	1.695	4.243	2.004	0.776	1.361	18.551
1980/81	1.094	1.521	0.849	0.913	0.573	0.714	1.209	3.095	2.963	1.889	1.179	1.322	17.322
1981/82	1.099	0.576	1.396	1.987	0.554	0.585	0.768	2.169	4.161	1.959	1.742	1.406	18.402
1982/83	1.649	3.234	1.283	0.906	0.846	0.541	1.134	4.453	2.036	2.754	1.182	1.009	21.026
1983/84	0.749	0.762	0.839	0.832	0.615	0.378	1.181	2.859	4.226	1.165	0.910	0.639	15.155
1984/85	1.217	2.677	1.295	1.951	1.232	0.583	2.388	2.969	3.694	1.234	0.686	0.610	20.536
1985/86	0.435	0.492	0.417	0.999	0.652	0.515	1.380	6.118	4.569	1.351	0.585	2.295	19.806
1986/87	0.941	0.975	0.763	0.688	0.638	0.695	3.254	1.423	3.144	3.424	1.215	1.020	18.180
1987/88	4.471	1.184	0.885	1.165	1.161	1.227	2.150	3.041	4.772	3.754	1.051	1.108	25.969
1988/89	1.718	1.246	0.796	0.883	0.315	1.036	1.323	3.722	2.715	1.464	1.150	0.721	17.089
1989/90	0.659	0.878	0.863	0.784	0.955	0.954	0.751	3.180	3.677	1.243	0.692	1.055	15.693
1990/91	1.818	1.361	0.800	0.950	0.501	1.145	0.751	1.561	3.266	1.325	0.901	1.219	15.599
1991/92	1.224	1.015	0.993	0.866	0.546	0.647	1.553	3.309	3.556	2.016	1.343	2.818	19.886
1992/93	2.675	1.977	1.308	0.925	0.653	0.669	1.124	3.083	4.050	1.557	1.335	1.715	21.070
1993/94	2.865	1.397	0.801	1.370	0.539	1.382	1.050	3.236	3.275	2.063	0.710	1.127	19.814
1994/95	2.267	2.523	0.898	1.221	0.646	0.833	1.034	1.454	2.116	1.224	0.650	1.554	16.420
1995/96	1.032	1.350	1.968	3.561	1.251	1.030	1.271	4.225	4.674	3.105	1.918	0.773	26.157
1996/97	1.078	1.386	2.192	2.382	1.522	1.661	1.833	3.768	3.096	2.330	0.960	1.494	23.703
1997/98	0.742	2.235	2.343	2.072	1.140	0.916	1.413	3.527	4.566	1.449	1.317	1.707	23.429
1998/99	1.611	1.024	0.599	0.604	0.588	0.587	0.779	3.551	2.425	0.765	1.257	2.376	16.167
1999/00	3.215	1.851	0.974	1.035	0.484	0.345	2.103	5.485	4.091	1.118	0.596	0.783	22.080
2000/01	1.017	1.904	1.431	2.932	0.920	3.113	1.077	5.745	4.330	2.512	0.899	1.017	26.897
2001/02	1.787	0.688	0.794	0.864	0.406	1.186	2.208	2.471	3.772	2.835	1.110	1.267	19.389
2002/03	2.390	1.866	1.868	1.781	0.554	1.746	2.343	4.298	10.825	3.563	1.927	2.144	35.306
2003/04	2.415	3.337	1.850	1.101	0.618	0.725	2.136	2.355	24.660	1.727	0.786	0.533	42.243
2004/05	1.101	0.881	0.812	0.758	0.595	0.423	1.034	2.409	17.193	7.248	1.019	0.935	34.409
2005/06	3.511	0.816	0.650	0.934	0.491	0.975	1.340	1.528	8.045	4.339	0.528	3.628	26.785

1268. Río Remascaro

1940/2005
(hm³)

Serie completa

	Oct	Nov	Dic	Ene	Feb	Mar	Abr	May	Jun	Jul	Ago	Sep	Total
Máximo	13,340	10,286	3,240	5,060	3,029	4,896	5,246	9,389	24,660	7,248	11,050	5,613	55,181
Mínimo	0,435	0,403	0,417	0,467	0,315	0,265	0,259	0,871	1,465	0,765	0,470	0,468	10,778
Media	1,942	1,801	1,234	1,445	0,930	1,268	1,879	4,096	5,393	2,333	1,466	1,661	25,448

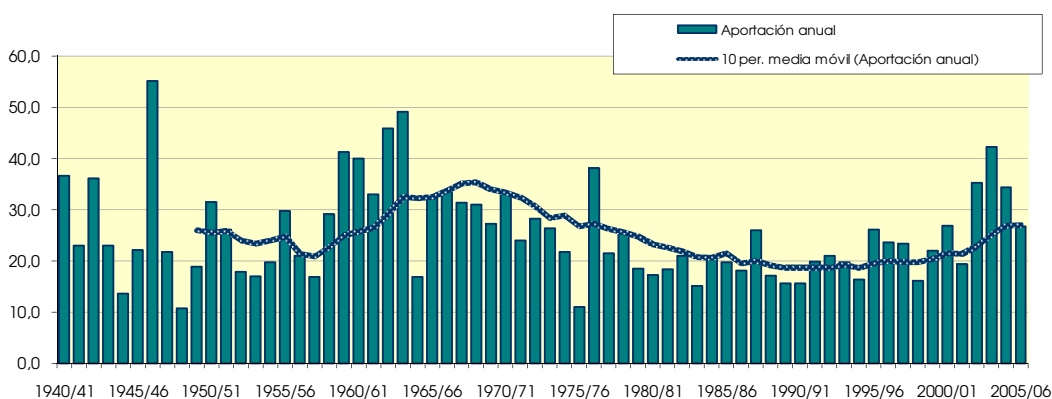
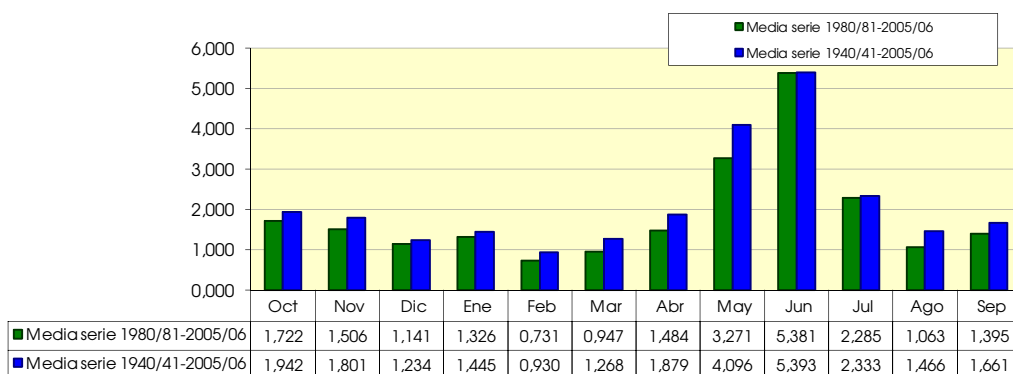
Percentil 1%	0,459	0,406	0,429	0,534	0,335	0,317	0,344	1,085	1,568	0,795	0,501	0,510	10,926
Percentil 5%	0,510	0,464	0,544	0,640	0,457	0,423	0,745	1,473	2,057	1,098	0,587	0,614	15,266
Percentil 10%	0,647	0,634	0,659	0,738	0,492	0,535	0,773	1,628	2,285	1,229	0,626	0,696	16,293
Percentil 25%	1,013	0,821	0,804	0,879	0,604	0,681	1,038	2,547	3,309	1,442	0,863	0,941	18,625
Percentil 50%	1,523	1,355	1,119	1,054	0,840	1,002	1,561	3,745	4,234	2,052	1,223	1,243	23,006
Desviación típica	1,794	1,611	0,559	0,879	0,546	0,950	1,130	2,060	4,243	1,272	1,360	1,143	9,234
Coef. variación	0,924	0,895	0,453	0,609	0,587	0,749	0,601	0,503	0,787	0,545	0,928	0,688	0,363

1980/2005
(hm³)

Serie para asignación y reserva

	Oct	Nov	Dic	Ene	Feb	Mar	Abr	May	Jun	Jul	Ago	Sep	Total
Máximo	4,471	3,337	2,343	3,561	1,522	3,113	3,254	6,118	24,660	7,248	1,927	3,628	42,243
Mínimo	0,435	0,492	0,417	0,604	0,315	0,345	0,751	1,423	2,036	0,765	0,528	0,533	15,155
Media	1,722	1,506	1,141	1,326	0,731	0,947	1,484	3,271	5,381	2,285	1,063	1,395	22,251

Percentil 1%	0,491	0,513	0,463	0,625	0,338	0,353	0,751	1,431	2,056	0,853	0,542	0,552	15,266
Percentil 5%	0,680	0,604	0,612	0,706	0,425	0,389	0,755	1,473	2,193	1,130	0,588	0,618	15,623
Percentil 10%	0,746	0,725	0,707	0,771	0,488	0,469	0,773	1,544	2,570	1,195	0,623	0,680	15,930
Percentil 25%	1,044	0,905	0,800	0,870	0,548	0,585	1,056	2,425	3,175	1,331	0,729	0,953	17,536
Percentil 50%	1,417	1,355	0,891	0,975	0,616	0,779	1,297	3,138	3,911	1,924	1,035	1,173	20,211
Desviación típica	0,996	0,782	0,518	0,742	0,303	0,575	0,631	1,258	5,027	1,383	0,386	0,740	6,679
Coef. variación	0,578	0,519	0,454	0,560	0,415	0,608	0,425	0,385	0,934	0,605	0,363	0,530	0,300



1269. Río Eriste (central hidroeléctrica de Eriste)

(hm ²)	Oct	Nov	Dic	Ene	Feb	Mar	Abr	May	Jun	Jul	Ago	Sep	Total
1940/41	3,385	2,899	1,250	1,118	7,291	8,988	2,023	6,371	13,180	19,194	5,196	4,681	75,577
1941/42	2,258	2,896	1,607	0,705	1,488	2,314	5,163	4,132	22,070	9,230	3,966	2,863	58,692
1942/43	4,520	2,211	2,610	3,249	2,282	2,555	4,697	5,473	17,803	4,795	3,444	7,897	61,536
1943/44	6,996	3,102	1,770	1,121	1,103	1,196	2,722	5,388	4,727	1,456	2,089	1,203	32,874
1944/45	0,879	1,426	0,623	0,931	0,762	1,916	1,580	1,239	5,113	4,109	1,608	0,770	20,956
1945/46	0,719	0,530	2,446	1,098	0,930	1,076	3,527	8,820	5,727	5,049	1,905	1,679	33,507
1946/47	1,537	0,836	1,408	1,031	2,651	6,897	4,643	9,184	13,443	9,527	2,830	1,033	55,019
1947/48	1,696	0,882	1,642	2,746	2,357	2,023	4,972	5,755	9,426	2,442	1,479	0,978	36,398
1948/49	0,687	0,482	1,094	0,907	0,443	0,415	0,498	1,228	4,623	4,665	2,457	2,546	20,043
1949/50	1,290	1,413	1,456	1,468	2,153	2,178	1,531	4,775	11,945	3,065	2,450	1,204	34,929
1950/51	0,570	1,364	1,078	1,483	1,068	4,901	3,429	9,723	14,739	5,669	2,739	2,450	49,212
1951/52	1,774	6,304	1,969	1,490	2,293	3,224	5,129	4,872	12,591	3,569	2,871	0,906	46,992
1952/53	2,038	1,493	2,739	1,227	1,536	1,130	1,567	2,090	7,023	5,214	3,009	1,594	30,660
1953/54	3,119	0,977	2,538	0,765	1,110	2,209	1,199	4,850	5,767	2,725	1,169	1,691	28,120
1954/55	0,653	0,992	1,273	3,681	2,054	1,505	1,314	2,537	8,406	3,903	3,522	1,577	31,417
1955/56	2,376	3,100	3,935	3,594	1,063	2,812	3,492	8,249	7,719	5,241	4,623	2,561	48,765
1956/57	1,215	0,755	0,663	0,546	0,860	1,585	1,450	3,525	10,614	1,957	1,850	2,733	27,753
1957/58	1,123	0,925	1,222	0,789	2,336	2,982	2,100	3,289	5,735	4,407	3,224	2,530	30,661
1958/59	1,297	0,750	3,748	1,651	1,780	6,775	4,599	4,009	17,870	9,916	3,102	6,234	61,731
1959/60	4,244	2,525	2,901	3,302	5,403	6,578	2,498	6,039	24,512	6,457	2,622	4,155	71,236
1960/61	16,436	5,024	2,438	1,426	2,061	1,066	3,895	5,094	15,515	4,470	4,966	1,592	63,985
1961/62	3,853	3,290	3,742	8,229	1,887	3,145	2,868	5,968	8,307	3,877	5,260	3,165	53,590
1962/63	3,616	3,109	0,991	1,906	1,707	3,366	4,180	5,865	10,677	9,451	14,694	3,486	63,048
1963/64	1,498	8,576	2,588	1,231	3,538	3,351	5,589	10,327	17,903	13,148	3,380	4,645	75,772
1964/65	2,619	2,386	1,222	1,249	1,339	2,554	1,520	3,051	6,238	2,071	0,822	3,317	28,389
1965/66	5,982	4,736	3,298	2,692	5,520	1,343	2,855	4,352	19,936	3,878	2,555	1,542	58,688
1966/67	6,341	3,651	3,105	1,192	2,654	4,139	2,407	6,006	5,696	10,935	3,716	1,437	51,278
1967/68	0,728	6,639	1,627	1,581	3,609	1,664	5,219	9,158	7,309	5,086	3,998	3,787	50,406
1968/69	1,160	3,708	1,951	1,741	1,104	2,742	4,932	8,469	10,048	9,166	4,457	2,644	52,122
1969/70	2,371	1,830	1,493	6,589	2,456	1,406	1,650	7,397	15,435	3,696	2,575	0,643	47,542
1970/71	1,886	0,995	0,999	0,857	2,585	0,854	6,700	10,463	12,448	5,917	3,433	3,764	50,901
1971/72	1,999	0,814	0,921	1,304	2,832	2,965	1,423	4,133	9,793	4,812	2,003	4,687	37,686
1972/73	4,387	2,696	1,765	1,871	1,314	0,832	0,842	11,490	10,477	6,449	3,564	1,396	47,080
1973/74	1,112	1,468	0,977	4,441	1,370	2,131	1,482	4,958	9,157	5,171	2,725	7,520	42,512
1974/75	2,202	1,998	1,155	3,055	3,287	1,379	1,835	5,857	9,949	6,616	1,315	2,109	40,757
1975/76	1,524	0,979	1,184	1,002	1,873	0,579	0,318	2,599	3,733	1,673	1,495	1,167	18,126
1976/77	4,345	2,133	1,515	1,402	3,964	2,748	3,363	9,092	8,931	10,159	3,974	0,929	52,555
1977/78	4,112	1,064	2,934	1,195	2,219	2,628	0,834	5,880	5,377	5,125	1,959	1,029	34,355
1978/79	0,546	0,444	0,296	0,581	5,385	3,543	2,487	9,755	18,131	3,653	2,451	1,461	48,735
1979/80	5,977	1,162	0,964	0,845	1,452	0,991	1,026	3,054	6,461	2,620	4,722	1,422	30,695
1980/81	1,661	1,830	0,910	1,835	0,727	2,110	1,844	4,267	4,990	3,699	1,966	2,112	27,951
1981/82	1,535	0,682	1,774	3,827	1,728	0,833	1,484	3,342	12,275	4,768	2,937	2,113	37,298
1982/83	2,276	4,181	1,576	1,527	0,988	1,814	1,158	6,513	4,138	10,513	2,293	0,858	37,834
1983/84	0,935	1,166	1,263	1,328	0,758	0,557	2,074	3,662	6,838	9,722	1,371	0,760	30,435
1984/85	1,777	4,984	1,674	1,988	3,244	0,772	4,029	3,866	6,471	6,218	1,116	0,652	36,791
1985/86	0,531	0,562	0,794	2,077	0,825	1,040	1,818	8,287	12,039	2,858	0,935	3,518	35,284
1986/87	1,307	1,537	0,925	0,633	1,706	1,606	4,324	2,073	4,568	4,988	4,590	0,791	29,049
1987/88	7,035	1,411	1,742	2,617	1,807	1,595	2,811	4,158	6,863	7,207	2,995	1,109	41,348
1988/89	2,582	1,444	0,961	1,069	0,879	1,584	1,552	4,787	4,699	2,263	1,947	1,017	24,784
1989/90	0,838	1,367	1,853	0,713	1,883	1,448	0,814	3,766	5,603	2,185	1,140	1,561	23,170
1990/91	2,834	1,582	0,806	1,336	0,584	2,971	0,857	1,689	10,669	2,996	10,559	1,521	38,403
1991/92	1,767	1,329	1,705	0,836	1,282	1,463	2,570	3,416	4,418	3,602	2,356	3,711	28,454
1992/93	4,156	2,816	1,994	1,151	0,874	0,876	1,059	4,599	8,916	3,444	2,564	2,577	35,028
1993/94	5,594	1,655	0,983	1,599	1,366	2,392	1,262	4,724	8,426	8,070	1,743	1,398	39,213
1994/95	3,508	3,998	1,096	1,951	1,382	1,213	1,303	2,020	3,525	2,946	1,081	2,065	26,088
1995/96	1,413	2,463	2,818	5,176	1,905	1,144	2,842	6,752	8,837	6,457	3,543	0,976	44,327
1996/97	1,514	1,842	3,277	1,453	4,151	4,535	3,258	4,871	5,759	3,715	1,952	2,735	39,061
1997/98	0,835	2,592	3,493	3,471	2,562	2,265	1,216	5,586	19,796	2,769	2,239	2,912	49,735
1998/99	2,160	1,081	0,736	0,778	1,316	1,162	1,158	5,101	4,193	1,310	2,166	3,610	24,772
1999/00	4,721	1,522	1,218	1,202	1,175	0,962	2,128	7,363	18,693	2,230	1,032	1,301	43,548
2000/01	1,587	1,904	3,104	4,338	2,853	6,432	1,555	7,216	16,395	4,265	3,012	1,291	53,951
2001/02	2,747	0,834	0,925	1,326	1,082	2,489	2,319	2,401	10,432	2,819	1,819	1,878	31,071
2002/03	4,212	3,533	3,014	1,512	0,642	4,324	3,807	5,669	40,071	8,272	4,438	3,534	83,026
2003/04	3,483	5,314	2,447	1,900	1,381	0,885	2,746	3,132	8,524	4,985	1,836	0,893	37,526
2004/05	1,408	1,130	1,037	0,783	0,695	0,617	1,907	3,356	8,484	2,988	2,112	1,417	25,934
2005/06	5,049	1,008	0,699	1,873	1,299	2,384	1,358	1,647	111,672	4,249	0,969	6,609	138,816

1269. Río Eriste (central hidroeléctrica de Eriste)

1940/2005

(hm³)

Serie completa

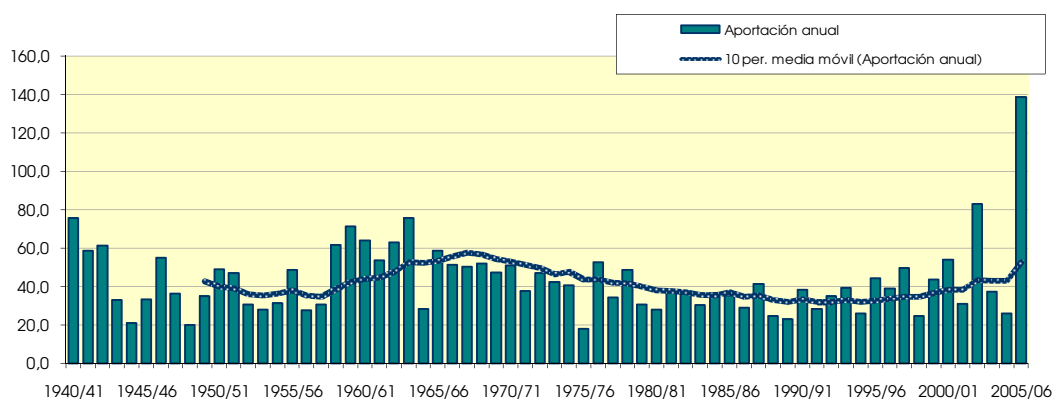
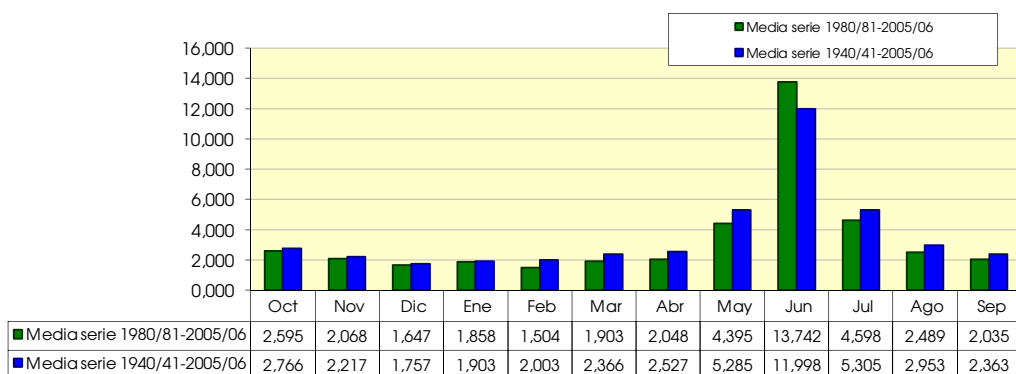
	Oct	Nov	Dic	Ene	Feb	Mar	Abr	May	Jun	Jul	Ago	Sep	Total
Máximo	16,436	8,576	3,935	8,229	7,291	8,988	6,700	11,490	111,672	19,194	14,694	7,897	138,816
Mínimo	0,531	0,444	0,296	0,546	0,443	0,415	0,318	1,228	3,525	1,310	0,822	0,643	18,126
Media	2,766	2,217	1,757	1,903	2,003	2,366	2,527	5,285	11,998	5,305	2,953	2,363	43,442
Percentil 1%	0,541	0,469	0,509	0,569	0,535	0,507	0,435	1,235	3,660	1,405	0,895	0,649	19,372
Percentil 5%	0,661	0,592	0,708	0,707	0,703	0,656	0,836	1,772	4,249	1,985	1,044	0,775	23,571
Percentil 10%	0,782	0,785	0,858	0,780	0,793	0,843	1,043	2,245	4,661	2,246	1,155	0,900	26,011
Percentil 25%	1,299	1,022	1,008	1,076	1,104	1,149	1,430	3,443	5,761	3,013	1,864	1,203	30,670
Percentil 50%	2,019	1,560	1,546	1,440	1,706	1,970	2,087	4,871	8,923	4,568	2,560	1,685	38,732
Desviación típica	2,411	1,645	0,908	1,432	1,327	1,733	1,473	2,476	13,924	3,183	2,096	1,632	18,747
Coef. variación	0,872	0,742	0,517	0,753	0,663	0,732	0,583	0,468	1,161	0,600	0,710	0,691	0,432

1980/2005

(hm³)

Serie para asignación y reserva

	Oct	Nov	Dic	Ene	Feb	Mar	Abr	May	Jun	Jul	Ago	Sep	Total
Máximo	7,035	5,314	3,493	5,176	4,151	6,432	4,324	8,287	111,672	10,513	10,559	6,609	138,816
Mínimo	0,531	0,562	0,699	0,633	0,584	0,557	0,814	1,647	3,525	1,310	0,935	0,652	23,170
Media	2,595	2,068	1,647	1,858	1,504	1,903	2,048	4,395	13,742	4,598	2,489	2,035	40,881
Percentil 1%	0,607	0,592	0,708	0,653	0,599	0,572	0,824	1,658	3,678	1,529	0,944	0,679	23,571
Percentil 5%	0,835	0,720	0,751	0,729	0,655	0,656	0,907	1,772	4,152	2,196	0,985	0,768	24,775
Percentil 10%	0,887	0,921	0,800	0,780	0,711	0,802	1,109	2,047	4,306	2,246	1,056	0,824	25,359
Percentil 25%	1,439	1,206	0,934	1,164	0,876	0,982	1,273	3,346	5,143	2,880	1,464	1,040	28,603
Percentil 50%	1,968	1,560	1,419	1,519	1,307	1,524	1,831	4,212	8,455	3,707	2,039	1,541	37,044
Desviación típica	1,667	1,309	0,870	1,154	0,868	1,376	0,990	1,810	21,357	2,444	1,914	1,348	23,414
Coef. variación	0,643	0,633	0,528	0,621	0,577	0,723	0,483	0,412	1,554	0,531	0,769	0,662	0,573



1273. Río Esera (foma CHSeira)

1940/2005
(hm³)

Serie completa

	Oct	Nov	Dic	Ene	Feb	Mar	Abr	May	Jun	Jul	Ago	Sep	Total
Máximo	111,756	67,155	37,928	43,351	38,096	49,780	45,413	83,211	168,781	67,549	104,580	55,534	493,253
Mínimo	4,202	3,286	4,665	3,958	3,006	2,591	2,788	8,413	20,335	9,305	5,950	6,611	118,670
Media	19,091	17,450	14,115	12,803	11,183	14,147	18,803	39,641	55,972	27,625	17,648	17,887	266,366

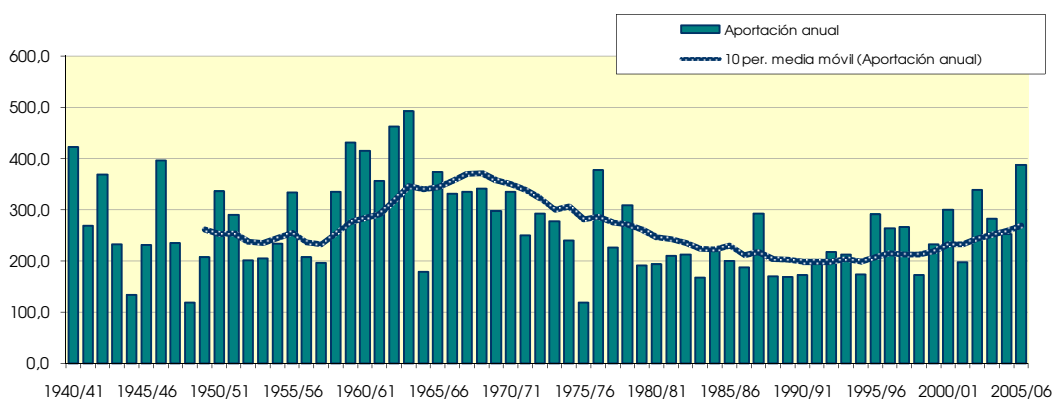
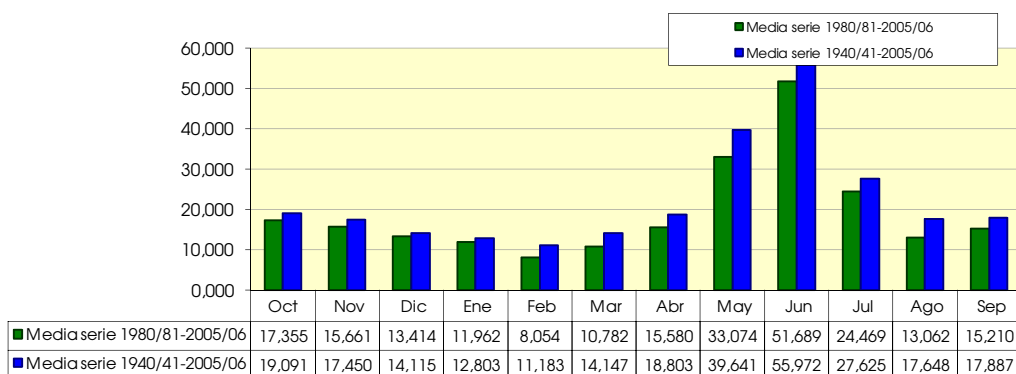
Percentil 1%	4,444	3,462	4,742	4,764	3,974	3,548	3,514	11,221	21,925	10,131	6,291	6,784	118,858
Percentil 5%	5,192	4,456	5,540	5,607	4,773	4,726	7,568	15,746	23,805	13,198	6,821	7,432	167,612
Percentil 10%	6,146	5,805	6,682	6,395	5,291	5,506	8,784	18,484	26,725	15,723	7,742	7,682	172,953
Percentil 25%	9,580	7,938	7,864	7,681	6,476	7,480	11,459	25,882	39,706	19,186	11,799	9,576	200,831
Percentil 50%	14,803	12,887	12,213	10,069	9,731	10,825	16,773	38,133	53,190	25,164	16,153	14,552	245,117
Desviación típica	16,196	13,716	7,759	7,892	6,954	9,966	10,004	17,537	26,006	11,971	12,989	11,476	85,903
Coef. variación	0,848	0,786	0,550	0,616	0,622	0,705	0,532	0,442	0,465	0,433	0,736	0,642	0,322

1980/2005
(hm³)

Serie para asignación y reserva

	Oct	Nov	Dic	Ene	Feb	Mar	Abr	May	Jun	Jul	Ago	Sep	Total
Máximo	43,736	37,637	31,360	32,666	16,375	35,439	30,691	58,012	168,781	48,225	21,349	46,816	388,362
Mínimo	4,996	4,373	5,540	5,197	4,495	4,064	7,442	14,319	22,781	11,494	6,475	6,611	167,136
Media	17,355	15,661	13,414	11,962	8,054	10,782	15,580	33,074	51,689	24,469	13,062	15,210	230,309

Percentil 1%	5,192	4,526	5,540	5,290	4,595	4,198	7,568	14,620	23,113	11,827	6,500	6,773	167,612
Percentil 5%	5,983	5,312	5,582	5,634	4,934	4,726	8,202	15,816	25,267	13,378	6,607	7,306	169,244
Percentil 10%	6,712	6,905	6,154	6,098	5,175	5,423	9,345	18,611	29,364	15,350	6,937	7,482	171,319
Percentil 25%	10,061	8,710	7,075	7,714	6,103	6,260	11,459	25,450	36,618	17,151	8,220	9,743	189,500
Percentil 50%	13,046	12,887	10,020	10,069	6,845	8,673	14,057	31,176	44,214	24,056	13,746	12,610	213,177
Desviación típica	10,462	9,436	7,841	6,739	3,195	6,841	5,838	12,114	29,736	8,743	4,348	8,780	57,821
Coef. variación	0,603	0,602	0,585	0,563	0,397	0,634	0,375	0,366	0,575	0,357	0,333	0,577	0,251



1275. Río Barbaruens

1940/2005
(hm³)

Serie completa

	Oct	Nov	Dic	Ene	Feb	Mar	Abr	May	Jun	Jul	Ago	Sep	Total
Máximo	28,407	14,975	9,877	12,051	17,084	14,565	14,422	21,560	20,105	14,931	16,571	12,914	105,065
Mínimo	0,165	0,092	0,130	0,050	0,153	0,362	0,475	1,592	0,977	0,574	0,424	0,147	17,402
Media	4,430	4,302	3,249	3,026	2,880	4,178	5,515	9,047	7,841	3,820	2,669	3,262	54,220

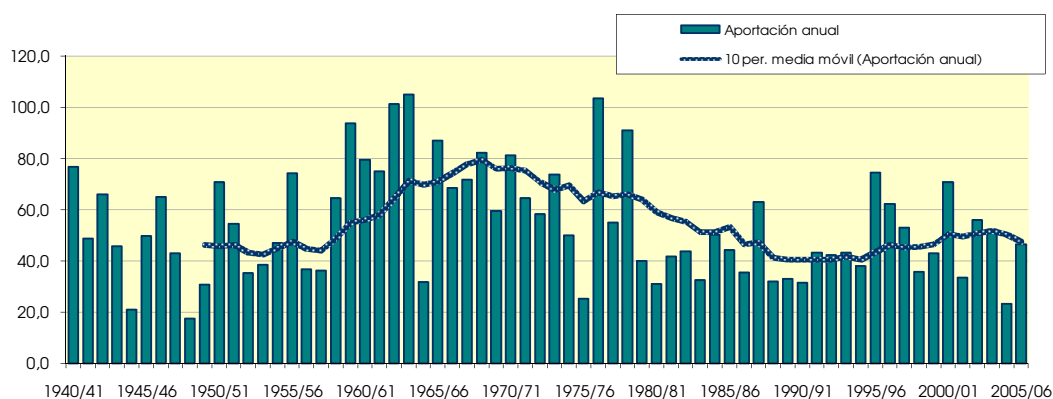
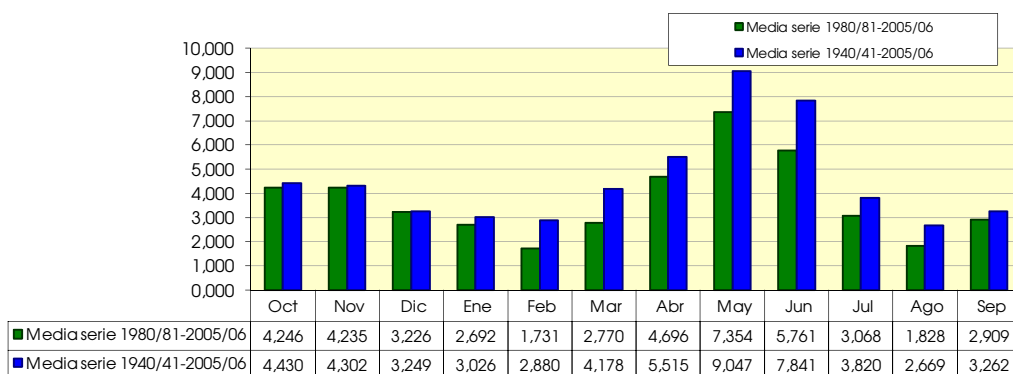
Percentil 1%	0,314	0,187	0,271	0,079	0,172	0,474	0,976	1,683	1,085	0,887	0,480	0,325	19,759
Percentil 5%	0,609	0,407	0,459	0,403	0,335	0,790	1,926	2,638	2,516	1,157	0,592	0,470	26,600
Percentil 10%	1,008	0,652	0,727	0,555	0,423	0,977	2,033	3,599	3,199	1,268	0,849	0,989	31,588
Percentil 25%	1,536	1,853	1,302	0,996	1,148	1,666	2,773	5,864	4,641	1,875	1,247	1,511	37,134
Percentil 50%	2,638	3,100	2,764	1,966	2,164	2,890	4,907	8,215	6,895	2,955	2,211	2,442	49,818
Desviación típica	4,534	3,696	2,413	2,719	2,931	3,527	3,161	4,728	4,530	2,731	2,318	2,705	21,169
Coef. variación	1,024	0,859	0,743	0,898	1,018	0,844	0,573	0,523	0,578	0,715	0,868	0,829	0,390

1980/2005
(hm³)

Serie para asignación y reserva

	Oct	Nov	Dic	Ene	Feb	Mar	Abr	May	Jun	Jul	Ago	Sep	Total
Máximo	13,734	12,585	9,877	12,051	4,815	11,672	8,360	15,991	10,222	7,236	4,699	12,914	74,581
Mínimo	0,394	0,239	0,347	0,095	0,153	0,534	1,758	1,732	1,143	1,056	0,424	0,147	23,392
Media	4,246	4,235	3,226	2,692	1,731	2,770	4,696	7,354	5,761	3,068	1,828	2,909	44,515

Percentil 1%	0,405	0,357	0,362	0,131	0,160	0,595	1,803	1,953	1,627	1,067	0,445	0,220	25,277
Percentil 5%	0,483	0,831	0,416	0,276	0,220	0,790	1,996	2,836	3,155	1,126	0,522	0,470	31,058
Percentil 10%	0,717	1,190	0,475	0,417	0,336	0,946	2,247	3,972	3,514	1,203	0,675	0,765	31,686
Percentil 25%	1,771	2,279	1,043	0,693	0,781	1,363	3,211	5,599	4,425	1,707	0,919	1,281	34,063
Percentil 50%	2,821	3,305	2,577	1,512	1,543	2,050	4,241	7,029	5,384	2,163	1,661	2,327	43,171
Desviación típica	3,557	3,239	2,787	2,926	1,241	2,391	2,013	2,993	2,099	2,017	1,127	2,582	12,854
Coef. variación	0,838	0,765	0,864	1,087	0,717	0,863	0,429	0,407	0,364	0,658	0,616	0,887	0,289



1276. Río Esera (foma CHArgone)

1940/2005
(hm³)

Serie completa

	Oct	Nov	Dic	Ene	Feb	Mar	Abr	May	Jun	Jul	Ago	Sep	Total
Máximo	159,206	96,837	45,177	58,892	54,679	68,467	67,468	106,785	171,189	86,315	131,259	69,706	649,834
Mínimo	4,866	3,840	5,593	4,562	3,686	3,307	4,678	10,860	21,565	11,513	7,414	7,467	143,916
Media	25,330	24,524	19,375	17,764	15,396	20,162	26,973	50,920	63,348	31,687	20,970	22,012	338,460

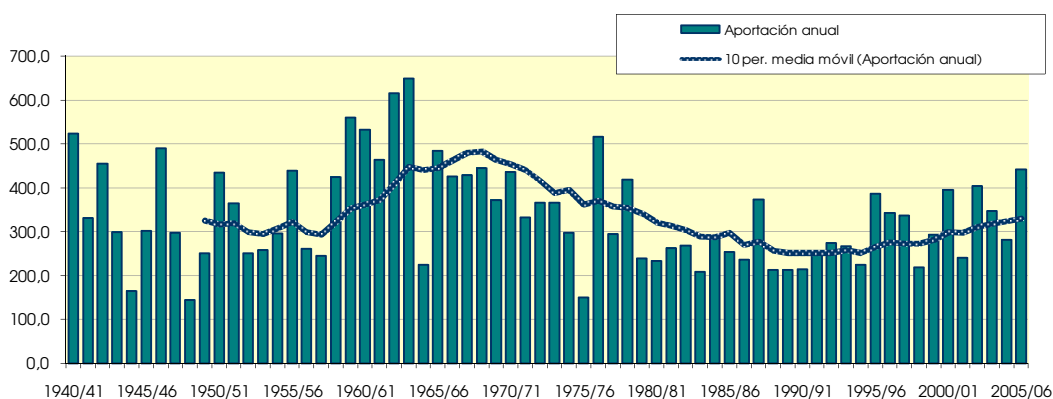
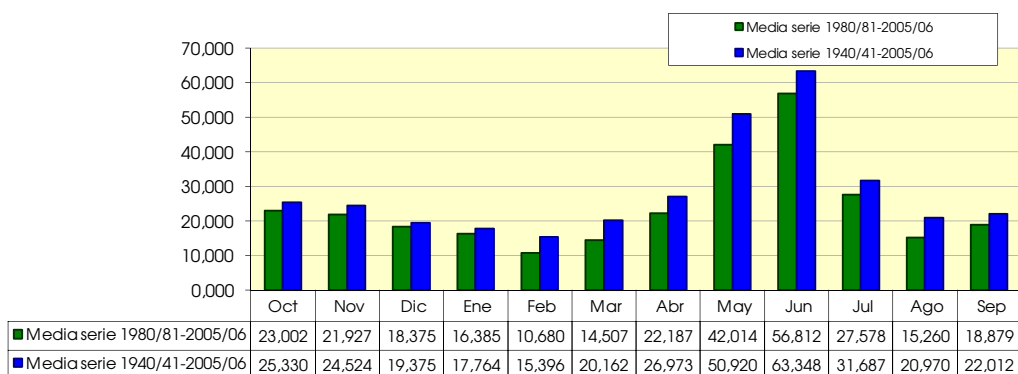
Percentil 1%	5,444	4,315	6,373	6,209	5,141	4,369	4,734	13,896	23,854	11,679	7,528	7,666	148,507
Percentil 5%	6,710	5,936	7,447	7,593	6,112	5,999	11,075	19,406	26,675	15,237	8,119	8,759	209,829
Percentil 10%	7,799	7,336	8,336	8,249	6,475	7,615	12,157	24,026	30,764	18,029	8,810	9,269	217,390
Percentil 25%	12,456	10,679	10,441	9,880	8,710	10,363	14,895	34,010	44,209	22,397	13,782	11,617	251,728
Percentil 50%	18,261	19,179	16,476	12,844	12,476	14,529	24,978	47,999	58,655	28,969	18,381	17,348	300,306
Desviación típica	22,763	20,036	10,844	11,705	10,707	15,063	14,560	23,256	28,306	14,728	16,274	14,564	113,237
Coef. variación	0,899	0,817	0,560	0,659	0,695	0,747	0,540	0,457	0,447	0,465	0,776	0,662	0,335

1980/2005
(hm³)

Serie para asignación y reserva

	Oct	Nov	Dic	Ene	Feb	Mar	Abr	May	Jun	Jul	Ago	Sep	Total
Máximo	60,363	53,662	41,793	51,460	22,021	52,986	41,165	72,062	171,189	54,481	26,422	60,758	442,684
Mínimo	5,755	5,932	6,793	7,102	5,924	4,940	10,482	18,324	26,370	13,622	7,414	7,467	208,812
Media	23,002	21,927	18,375	16,385	10,680	14,507	22,187	42,014	56,812	27,578	15,260	18,879	287,607

Percentil 1%	6,134	6,028	6,838	7,207	5,938	5,132	10,753	18,900	26,784	13,883	7,503	7,556	209,829
Percentil 5%	7,400	6,820	7,254	7,593	6,089	6,146	11,977	20,767	29,463	15,237	7,849	8,163	212,973
Percentil 10%	7,929	9,445	8,164	8,041	6,442	7,615	13,258	24,646	33,865	16,952	8,155	9,363	214,274
Percentil 25%	13,134	11,579	9,036	9,570	7,254	8,843	14,850	32,958	42,117	19,080	9,653	11,641	233,918
Percentil 50%	17,112	19,179	14,432	12,030	9,259	11,283	20,627	38,762	49,204	26,132	16,346	15,707	267,942
Desviación típica	14,650	13,542	11,106	10,966	4,538	9,894	8,256	14,767	29,072	10,040	5,217	11,548	68,844
Coef. variación	0,637	0,618	0,604	0,669	0,425	0,682	0,372	0,351	0,512	0,364	0,342	0,612	0,239



1278. Río Viu

1940/2005
(hm³)

Serie completa

	Oct	Nov	Dic	Ene	Feb	Mar	Abr	May	Jun	Jul	Ago	Sep	Total
Máximo	11,885	6,067	4,147	5,685	6,179	7,474	5,235	8,294	6,761	5,264	6,511	4,754	43,710
Mínimo	0,096	0,054	0,076	0,029	0,089	0,216	0,267	0,750	0,284	0,233	0,129	0,062	8,278
Media	1,907	1,910	1,528	1,482	1,354	2,083	2,303	3,670	2,419	1,284	1,022	1,298	22,260

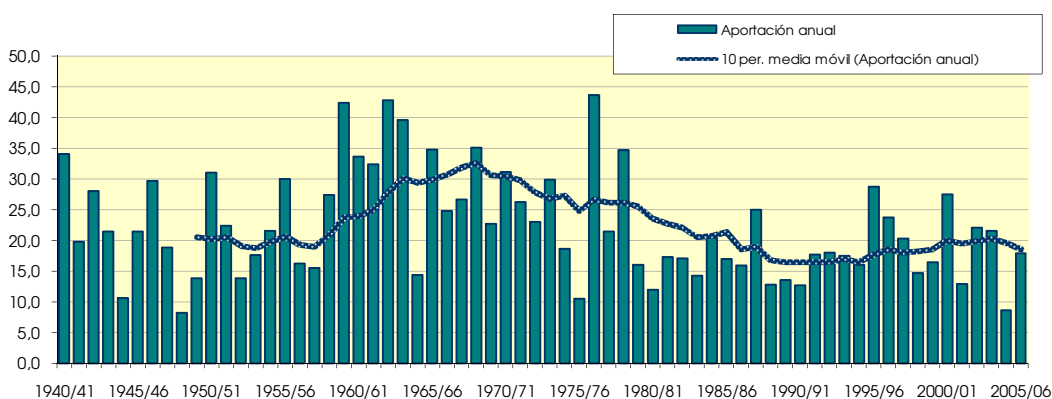
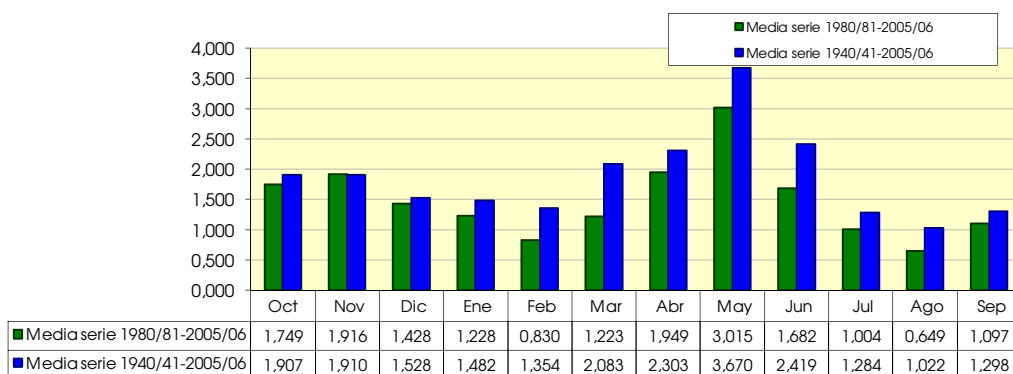
Percentil 1%	0,162	0,110	0,159	0,047	0,092	0,220	0,476	0,768	0,334	0,238	0,152	0,102	8,543
Percentil 5%	0,308	0,219	0,262	0,141	0,160	0,399	0,848	0,907	0,726	0,364	0,225	0,206	10,946
Percentil 10%	0,455	0,368	0,388	0,272	0,251	0,458	0,976	1,533	1,004	0,429	0,290	0,422	12,865
Percentil 25%	0,764	0,831	0,686	0,516	0,593	0,789	1,289	2,621	1,266	0,587	0,457	0,627	16,036
Percentil 50%	1,319	1,556	1,210	0,994	0,988	1,415	2,031	3,467	1,912	0,931	0,832	1,007	20,978
Desviación típica	1,850	1,459	1,037	1,317	1,223	1,838	1,240	1,863	1,538	1,024	0,932	1,019	8,625
Coef. variación	0,970	0,764	0,679	0,889	0,903	0,882	0,538	0,508	0,636	0,797	0,912	0,785	0,387

1980/2005
(hm³)

Serie para asignación y reserva

	Oct	Nov	Dic	Ene	Feb	Mar	Abr	May	Jun	Jul	Ago	Sep	Total
Máximo	5,154	4,990	4,147	5,685	2,271	4,817	3,449	5,363	3,046	2,236	1,828	4,035	28,733
Mínimo	0,198	0,141	0,204	0,056	0,089	0,216	0,676	0,778	0,284	0,233	0,129	0,062	8,686
Media	1,749	1,916	1,428	1,228	0,830	1,223	1,949	3,015	1,682	1,004	0,649	1,097	17,770

Percentil 1%	0,204	0,196	0,209	0,076	0,090	0,242	0,737	0,806	0,386	0,245	0,138	0,096	9,508
Percentil 5%	0,243	0,398	0,233	0,138	0,107	0,338	0,933	1,089	0,726	0,316	0,185	0,213	12,151
Percentil 10%	0,360	0,571	0,262	0,142	0,172	0,399	0,992	1,703	0,880	0,428	0,253	0,320	12,754
Percentil 25%	0,789	1,126	0,550	0,331	0,393	0,684	1,223	2,507	1,169	0,535	0,314	0,619	14,339
Percentil 50%	1,344	1,680	1,145	0,712	0,798	0,945	1,810	3,076	1,644	0,805	0,637	0,867	17,186
Desviación típica	1,358	1,281	1,131	1,333	0,602	0,956	0,851	1,050	0,716	0,628	0,414	0,837	4,857
Coef. variación	0,777	0,669	0,792	1,086	0,725	0,782	0,437	0,348	0,426	0,625	0,638	0,763	0,273



1279. Río Esera (foma, central hidroeléctrica de Campo)

1940/2005
(hm³)

Serie completa

	Oct	Nov	Dic	Ene	Feb	Mar	Abr	May	Jun	Jul	Ago	Sep	Total
Máximo	212,967	124,287	60,917	78,310	84,768	96,578	89,677	142,606	175,829	111,302	160,872	91,384	833,709
Mínimo	5,218	4,040	5,873	4,669	4,224	4,088	5,735	13,953	23,257	12,813	8,447	8,090	177,748
Media	33,607	32,826	25,791	23,915	20,960	28,387	37,123	67,011	75,736	37,945	25,661	27,874	436,838

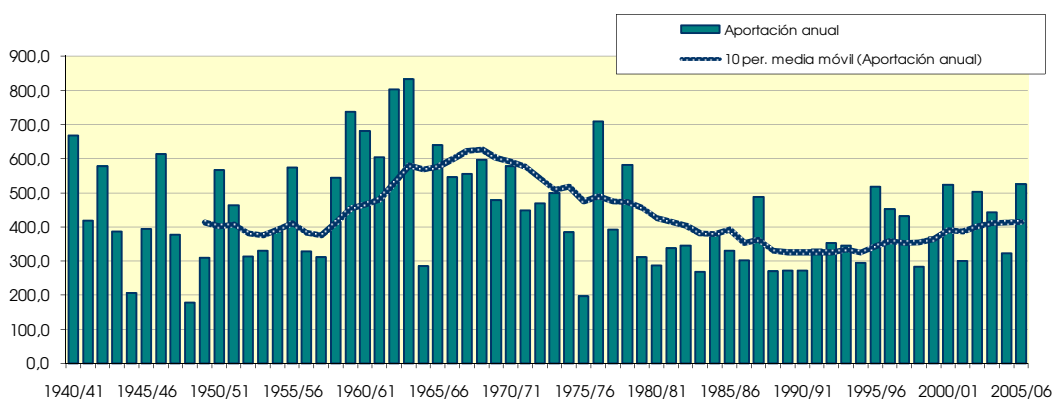
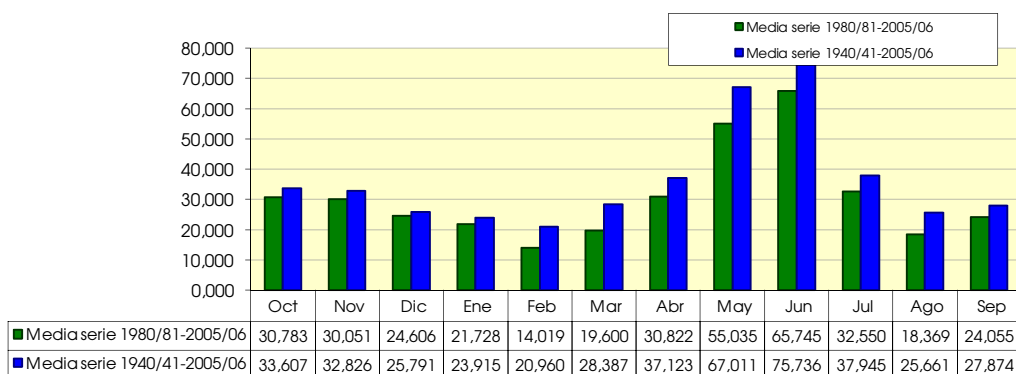
Percentil 1%	6,128	5,031	7,033	6,972	5,543	5,273	6,647	17,626	26,477	14,647	8,798	8,217	189,750
Percentil 5%	8,657	7,199	8,987	9,114	7,441	8,134	15,293	24,526	32,459	17,735	9,519	9,656	269,165
Percentil 10%	9,518	9,127	10,244	9,797	7,925	9,776	16,943	32,605	37,907	21,587	10,641	11,707	278,483
Percentil 25%	16,212	14,336	13,085	11,370	10,611	13,844	19,875	43,137	54,232	26,165	16,773	14,308	315,817
Percentil 50%	22,539	25,000	21,612	16,669	15,494	19,596	35,288	62,864	70,077	33,819	21,377	20,902	393,116
Desviación típica	31,025	26,695	15,162	17,033	16,006	21,957	20,008	31,305	32,963	18,814	20,187	19,106	149,793
Coef. variación	0,923	0,813	0,588	0,712	0,764	0,774	0,539	0,467	0,435	0,496	0,787	0,685	0,343

1980/2005
(hm³)

Serie para asignación y reserva

	Oct	Nov	Dic	Ene	Feb	Mar	Abr	May	Jun	Jul	Ago	Sep	Total
Máximo	84,479	75,312	58,431	75,669	30,852	74,240	56,224	97,339	175,829	65,217	33,366	82,460	525,236
Mínimo	6,618	6,447	7,658	8,212	6,253	5,910	14,303	21,428	32,921	16,812	8,447	8,090	268,681
Media	30,783	30,051	24,606	21,728	14,019	19,600	30,822	55,035	65,745	32,550	18,369	24,055	367,361

Percentil 1%	7,106	6,984	7,826	8,405	6,475	6,215	14,861	23,009	33,608	16,970	8,582	8,139	269,165
Percentil 5%	8,657	9,141	8,461	9,107	7,208	7,832	16,750	28,348	36,925	17,735	9,023	9,145	270,968
Percentil 10%	9,090	11,404	9,127	9,945	7,470	10,106	17,856	34,236	40,922	19,211	9,443	12,212	272,488
Percentil 25%	16,758	15,972	11,490	10,924	9,153	12,309	19,575	41,666	50,426	22,298	11,715	13,448	296,041
Percentil 50%	22,851	25,957	20,010	14,492	12,710	15,731	27,745	51,173	58,042	29,891	20,089	19,306	341,278
Desviación típica	20,893	19,257	16,040	16,726	6,783	13,994	11,825	18,934	28,626	12,523	6,741	15,810	87,835
Coef. variación	0,679	0,641	0,652	0,770	0,484	0,714	0,384	0,344	0,435	0,385	0,367	0,657	0,239



1282. Río Rialvo

1940/2005
(hm³)

Serie completa

	Oct	Nov	Dic	Ene	Feb	Mar	Abr	May	Jun	Jul	Ago	Sep	Total
Máximo	27,450	15,891	9,881	12,336	14,146	13,614	12,562	18,670	15,676	13,586	16,160	10,308	99,090
Mínimo	0,209	0,121	0,163	0,062	0,191	0,446	0,589	1,638	0,569	0,513	0,317	0,138	18,456
Media	4,206	4,277	3,346	3,268	2,700	4,074	5,344	8,117	5,641	3,025	2,477	2,893	49,370

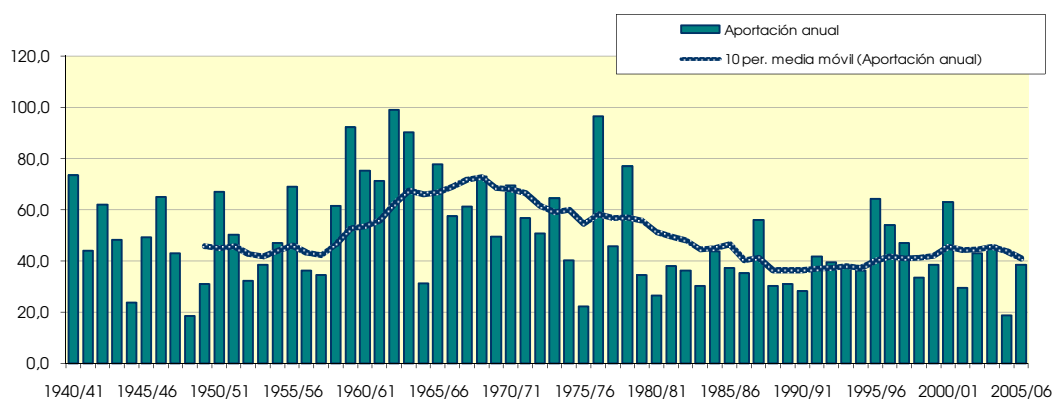
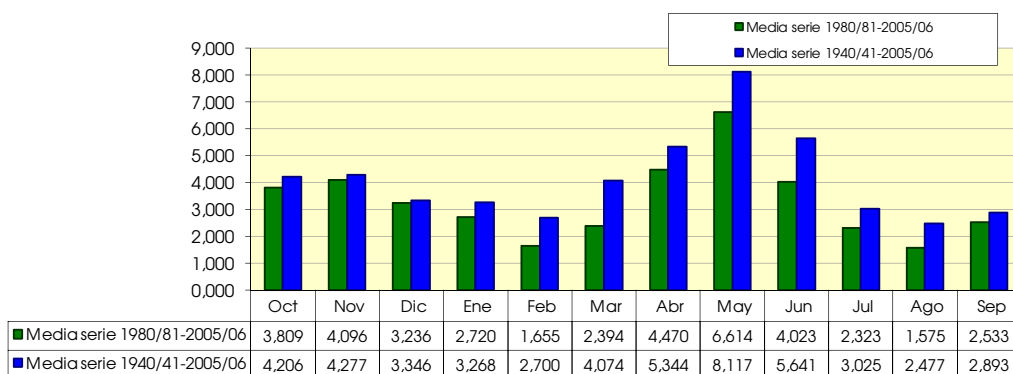
Percentil 1%	0,350	0,237	0,340	0,099	0,191	0,452	1,145	1,783	0,747	0,607	0,357	0,258	18,613
Percentil 5%	0,709	0,473	0,560	0,302	0,326	0,687	1,960	2,084	1,696	0,801	0,548	0,454	24,435
Percentil 10%	1,022	0,801	0,737	0,563	0,450	0,901	2,009	3,568	2,346	1,006	0,677	0,941	29,799
Percentil 25%	1,701	1,800	1,422	1,137	1,184	1,559	2,862	5,563	3,103	1,498	1,046	1,451	35,485
Percentil 50%	2,879	3,414	2,632	2,235	1,953	2,629	4,720	7,331	4,489	2,178	2,013	2,182	45,002
Desviación típica	4,138	3,393	2,388	2,933	2,578	3,563	2,925	4,053	3,540	2,449	2,323	2,283	19,208
Coef. variación	0,984	0,794	0,714	0,898	0,955	0,875	0,547	0,499	0,628	0,810	0,938	0,789	0,389

1980/2005
(hm³)

Serie para asignación y reserva

	Oct	Nov	Dic	Ene	Feb	Mar	Abr	May	Jun	Jul	Ago	Sep	Total
Máximo	10,465	10,534	9,881	12,336	4,615	10,156	8,194	11,145	7,626	5,814	4,171	9,963	64,402
Mínimo	0,426	0,300	0,435	0,119	0,191	0,455	1,959	1,638	0,569	0,658	0,317	0,138	18,697
Media	3,809	4,096	3,236	2,720	1,655	2,394	4,470	6,614	4,023	2,323	1,575	2,533	39,448

Percentil 1%	0,438	0,436	0,444	0,162	0,191	0,495	1,960	1,705	0,844	0,666	0,332	0,214	20,633
Percentil 5%	0,530	0,931	0,494	0,295	0,217	0,624	1,967	2,317	1,696	0,707	0,425	0,472	26,925
Percentil 10%	0,802	1,270	0,561	0,306	0,343	0,755	1,983	3,736	1,854	0,840	0,606	0,713	28,901
Percentil 25%	1,754	2,399	1,168	0,787	0,740	1,243	2,785	5,048	3,019	1,248	0,739	1,451	31,741
Percentil 50%	2,879	3,646	2,581	1,557	1,497	1,939	4,167	6,757	3,788	1,888	1,393	1,999	38,057
Desviación típica	2,885	2,701	2,717	2,977	1,197	1,982	2,022	2,414	1,811	1,508	1,017	2,071	10,868
Coef. variación	0,757	0,659	0,840	1,094	0,723	0,828	0,452	0,365	0,450	0,649	0,646	0,818	0,275



1283. Río Isabena

1940/2005
(hm³)

Serie completa

	Oct	Nov	Dic	Ene	Feb	Mar	Abr	May	Jun	Jul	Ago	Sep	Total
Máximo	52,992	27,320	20,936	29,272	21,682	31,381	26,386	39,609	33,218	25,694	24,610	18,205	187,022
Mínimo	0,792	0,628	0,914	0,668	0,893	1,047	1,201	3,587	1,004	1,527	0,758	0,683	33,560
Media	7,919	8,542	6,866	6,917	5,377	8,872	10,821	15,827	10,809	6,023	4,375	5,201	97,548

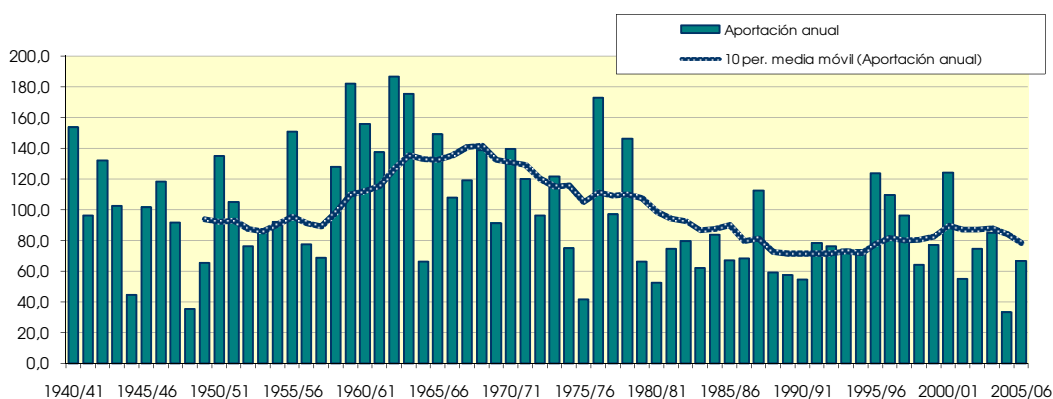
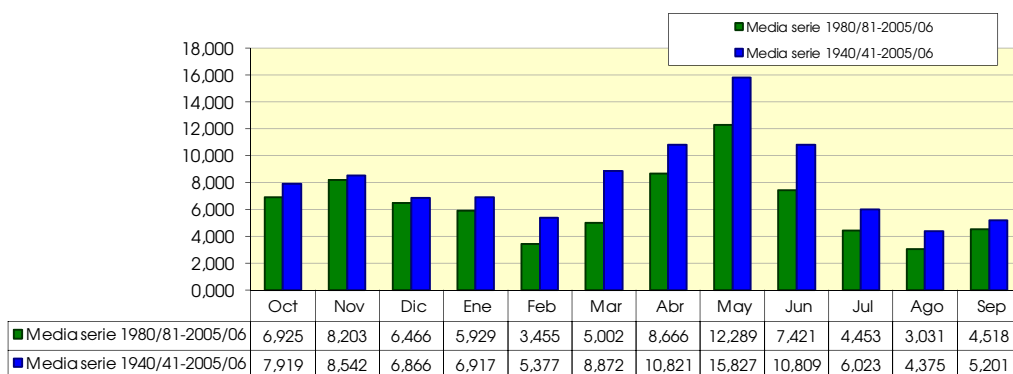
Percentil 1%	0,931	0,935	1,212	0,953	0,957	1,297	1,972	3,751	1,564	1,639	0,836	0,693	34,697
Percentil 5%	1,546	1,351	1,642	1,621	1,128	1,838	3,808	4,232	2,950	1,896	1,302	1,231	46,637
Percentil 10%	1,967	2,062	2,049	1,896	1,627	2,221	4,220	6,250	4,961	2,264	1,408	1,654	56,400
Percentil 25%	3,270	3,512	3,007	2,589	2,386	3,385	5,532	10,492	6,062	3,094	2,288	2,663	68,394
Percentil 50%	5,254	6,117	5,559	3,959	4,147	5,927	9,483	13,918	8,572	4,257	3,815	4,022	91,524
Desviación típica	7,926	7,019	4,843	6,257	4,452	7,684	6,140	8,548	6,646	5,006	3,530	4,054	37,464
Coef. variación	1,001	0,822	0,705	0,905	0,828	0,866	0,567	0,540	0,615	0,831	0,807	0,779	0,384

1980/2005
(hm³)

Serie para asignación y reserva

	Oct	Nov	Dic	Ene	Feb	Mar	Abr	May	Jun	Jul	Ago	Sep	Total
Máximo	20,196	25,255	20,936	29,272	7,962	22,858	17,550	23,405	12,910	13,110	7,001	18,205	124,371
Mínimo	1,005	1,099	1,372	1,107	0,992	1,047	3,311	3,587	1,004	1,527	0,758	0,698	33,560
Media	6,925	8,203	6,466	5,929	3,455	5,002	8,666	12,289	7,421	4,453	3,031	4,518	76,359

Percentil 1%	1,105	1,294	1,417	1,137	1,008	1,143	3,432	3,650	1,484	1,570	0,788	0,822	38,350
Percentil 5%	1,482	1,951	1,573	1,336	1,062	1,515	3,808	4,320	2,950	1,721	0,979	1,231	53,201
Percentil 10%	1,773	2,352	1,677	1,662	1,184	2,001	3,933	6,250	3,816	1,896	1,323	1,454	54,924
Percentil 25%	3,208	4,379	2,563	2,375	1,782	3,005	4,989	9,998	5,690	2,496	1,704	2,336	62,641
Percentil 50%	4,938	6,311	4,907	2,942	3,113	3,858	7,703	11,468	6,778	3,572	2,693	3,632	74,438
Desviación típica	5,396	6,277	5,678	6,735	2,086	4,383	4,225	4,857	3,268	2,816	1,694	3,843	21,980
Coef. variación	0,779	0,765	0,878	1,136	0,604	0,876	0,487	0,395	0,440	0,632	0,559	0,851	0,288



1284. Río Villacarli

1940/2005

(hm³)

Serie completa

	Oct	Nov	Dic	Ene	Feb	Mar	Abr	May	Jun	Jul	Ago	Sep	Total
Máximo	12,731	5,508	5,691	6,475	6,517	6,341	6,016	9,583	7,468	5,791	6,598	4,990	44,696
Mínimo	0,092	0,054	0,070	0,027	0,082	0,192	0,296	0,870	0,253	0,223	0,132	0,065	7,899
Media	1,997	1,876	1,546	1,611	1,301	1,969	2,395	4,059	2,686	1,428	1,079	1,307	23,255

Percentil 1%	0,152	0,104	0,147	0,043	0,083	0,211	0,536	0,876	0,305	0,271	0,174	0,112	8,076
Percentil 5%	0,333	0,206	0,244	0,130	0,141	0,306	0,749	1,062	0,738	0,349	0,237	0,218	11,588
Percentil 10%	0,441	0,385	0,320	0,248	0,194	0,479	0,880	1,864	1,080	0,457	0,292	0,397	13,819
Percentil 25%	0,756	0,764	0,717	0,501	0,549	0,783	1,327	2,809	1,475	0,665	0,465	0,642	16,839
Percentil 50%	1,298	1,425	1,198	0,945	0,960	1,317	2,057	3,750	2,247	1,000	0,841	0,964	20,921
Desviación típica	1,981	1,470	1,167	1,583	1,241	1,674	1,337	1,966	1,693	1,180	0,976	1,065	8,908
Coef. variación	0,992	0,783	0,755	0,983	0,954	0,850	0,558	0,484	0,630	0,826	0,904	0,815	0,383

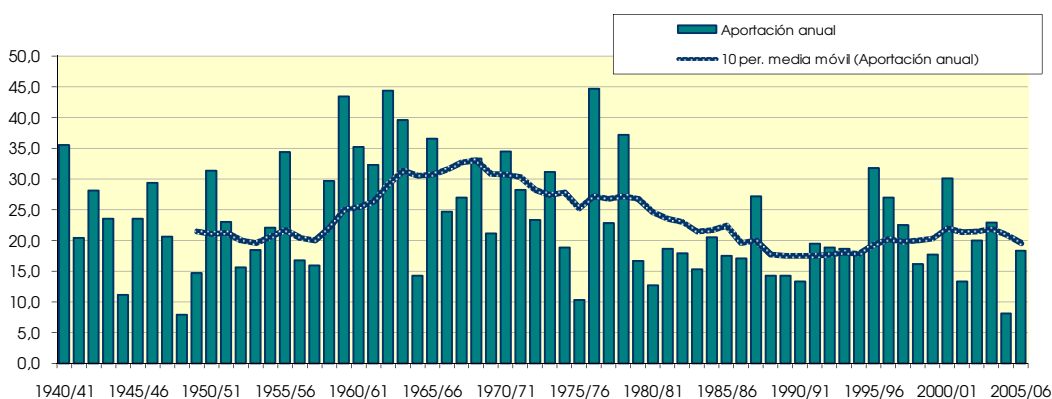
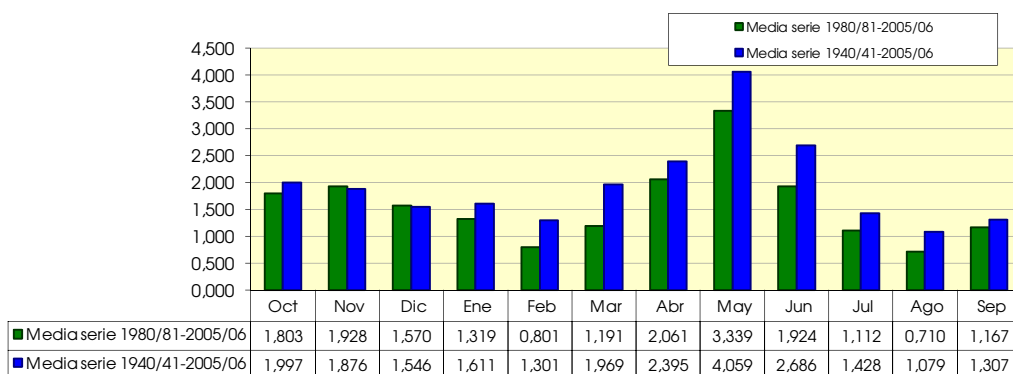
1980/2005

(hm³)

Serie para asignación y reserva

	Oct	Nov	Dic	Ene	Feb	Mar	Abr	May	Jun	Jul	Ago	Sep	Total
Máximo	4,909	5,341	5,691	6,475	1,983	5,031	4,091	5,537	3,546	2,894	1,916	4,990	31,790
Mínimo	0,183	0,131	0,188	0,051	0,082	0,192	0,742	0,870	0,253	0,297	0,132	0,065	8,171
Media	1,803	1,928	1,570	1,319	0,801	1,191	2,061	3,339	1,924	1,112	0,710	1,167	18,926

Percentil 1%	0,194	0,181	0,192	0,070	0,083	0,212	0,765	0,873	0,371	0,305	0,148	0,101	9,320
Percentil 5%	0,262	0,378	0,214	0,125	0,093	0,274	0,839	1,124	0,738	0,331	0,213	0,218	12,903
Percentil 10%	0,376	0,544	0,246	0,131	0,145	0,327	0,883	1,902	0,912	0,366	0,276	0,303	13,325
Percentil 25%	0,766	1,057	0,505	0,323	0,327	0,594	1,242	2,769	1,290	0,538	0,327	0,588	15,541
Percentil 50%	1,278	1,600	1,153	0,666	0,752	0,889	1,819	3,193	1,818	0,896	0,595	0,898	18,174
Desviación típica	1,429	1,428	1,460	1,603	0,580	1,031	1,028	1,230	0,893	0,731	0,485	1,057	5,465
Coef. variación	0,792	0,741	0,930	1,216	0,724	0,866	0,499	0,368	0,464	0,657	0,682	0,905	0,289



1285. Río Sarrón (Cola lateral Embalse de Barasona)

1940/2005

(hm³)

Serie completa

	Oct	Nov	Dic	Ene	Feb	Mar	Abr	May	Jun	Jul	Ago	Sep	Total
Máximo	7,941	2,072	3,403	5,233	3,769	9,493	3,564	2,676	2,047	2,042	1,194	1,444	25,226
Mínimo	0,085	0,060	0,095	0,131	0,095	0,073	0,069	0,093	0,102	0,104	0,066	0,086	1,331
Media	0,571	0,471	0,615	0,854	0,667	0,822	0,682	0,798	0,623	0,422	0,273	0,338	7,135

Percentil 1%	0,093	0,062	0,109	0,135	0,098	0,087	0,083	0,117	0,106	0,106	0,068	0,088	1,564
Percentil 5%	0,112	0,095	0,148	0,175	0,183	0,126	0,132	0,177	0,117	0,118	0,074	0,099	2,671
Percentil 10%	0,164	0,118	0,228	0,208	0,214	0,180	0,204	0,242	0,168	0,132	0,100	0,122	2,920
Percentil 25%	0,243	0,252	0,340	0,325	0,310	0,267	0,325	0,411	0,288	0,218	0,129	0,153	4,013
Percentil 50%	0,356	0,386	0,455	0,517	0,438	0,458	0,509	0,639	0,492	0,314	0,205	0,256	6,038
Desviación típica	0,981	0,367	0,531	1,068	0,617	1,242	0,589	0,548	0,440	0,317	0,206	0,272	4,390
Coef. variación	1,716	0,779	0,863	1,251	0,925	1,511	0,863	0,686	0,707	0,751	0,756	0,805	0,615

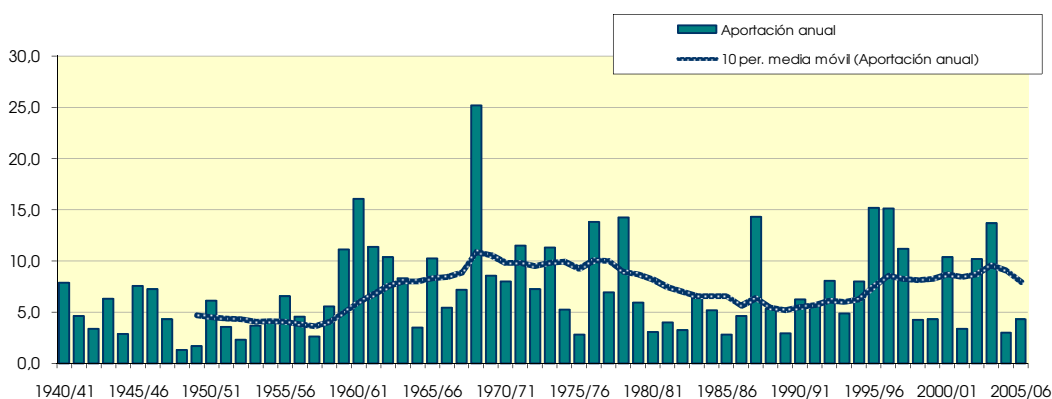
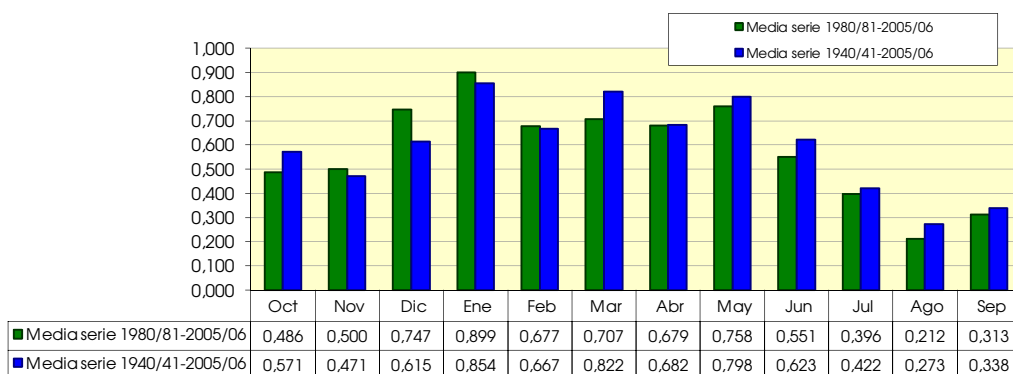
1980/2005

(hm³)

Serie para asignación y reserva

	Oct	Nov	Dic	Ene	Feb	Mar	Abr	May	Jun	Jul	Ago	Sep	Total
Máximo	2,037	2,072	3,403	5,233	3,769	2,624	2,445	2,676	2,014	2,042	0,682	0,867	15,230
Mínimo	0,106	0,060	0,095	0,174	0,183	0,095	0,178	0,231	0,114	0,117	0,084	0,086	2,839
Media	0,486	0,500	0,747	0,899	0,677	0,707	0,679	0,758	0,551	0,396	0,212	0,313	6,925

Percentil 1%	0,124	0,084	0,126	0,180	0,183	0,116	0,184	0,237	0,116	0,117	0,089	0,088	2,866
Percentil 5%	0,182	0,158	0,232	0,200	0,200	0,184	0,203	0,258	0,131	0,120	0,101	0,099	2,966
Percentil 10%	0,202	0,168	0,306	0,235	0,274	0,193	0,208	0,304	0,179	0,130	0,107	0,116	3,028
Percentil 25%	0,247	0,319	0,385	0,349	0,322	0,253	0,267	0,384	0,270	0,178	0,125	0,154	4,077
Percentil 50%	0,356	0,378	0,465	0,498	0,418	0,468	0,457	0,558	0,406	0,271	0,163	0,261	5,271
Desviación típica	0,408	0,409	0,740	1,255	0,734	0,619	0,548	0,544	0,428	0,395	0,130	0,208	4,077
Coef. variación	0,839	0,819	0,990	1,396	1,084	0,876	0,808	0,717	0,776	0,997	0,614	0,665	0,589



1286. Río Llauset

1940/2005
(hm³)

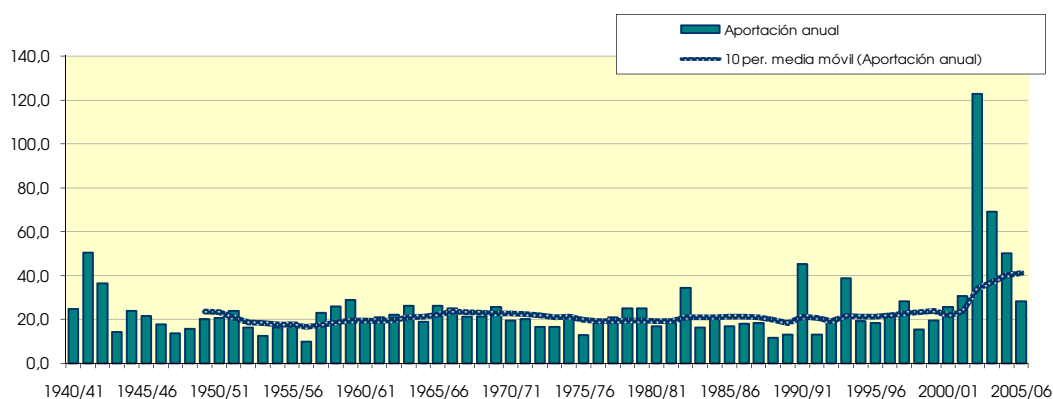
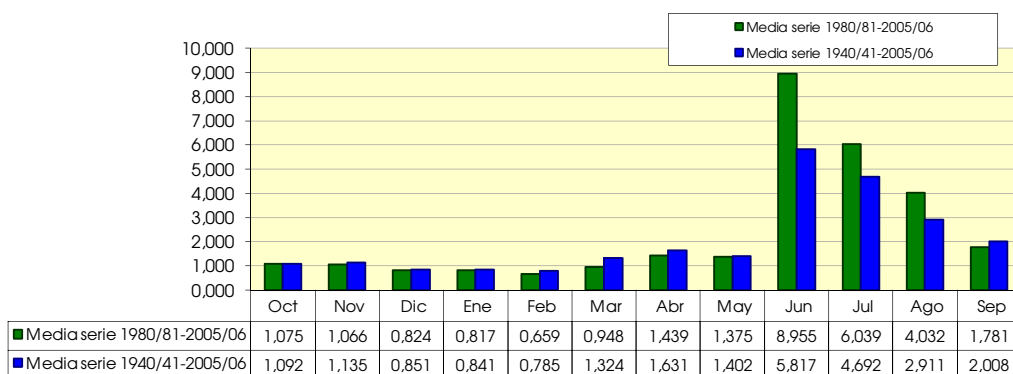
Serie completa

	Oct	Nov	Dic	Ene	Feb	Mar	Abr	May	Jun	Jul	Ago	Sep	Total
Máximo	2,617	3,211	2,342	2,487	2,616	4,629	4,704	3,510	68,132	25,035	36,894	11,792	122,946
Mínimo	0,243	0,295	0,313	0,276	0,240	0,249	0,351	0,437	1,200	0,871	0,577	0,690	10,025
Media	1,092	1,135	0,851	0,841	0,785	1,324	1,631	1,402	5,817	4,692	2,911	2,008	24,490
Percentil 1%	0,295	0,296	0,322	0,279	0,281	0,290	0,389	0,451	1,292	0,900	0,615	0,704	11,027
Percentil 5%	0,368	0,390	0,344	0,303	0,360	0,415	0,568	0,548	1,428	1,106	1,034	0,753	12,890
Percentil 10%	0,405	0,445	0,379	0,322	0,408	0,515	0,667	0,692	1,516	1,333	1,226	0,961	14,040
Percentil 25%	0,644	0,694	0,532	0,437	0,476	0,694	1,098	0,860	2,018	1,986	1,592	1,351	17,181
Percentil 50%	0,923	0,934	0,749	0,649	0,627	1,085	1,484	1,275	2,868	3,090	2,045	1,655	20,843
Desviación típica	0,609	0,652	0,446	0,520	0,471	0,896	0,849	0,709	10,176	4,817	4,588	1,507	15,819
Coef. variación	0,558	0,574	0,524	0,618	0,601	0,677	0,521	0,506	1,749	1,027	1,576	0,750	0,646

1980/2005
(hm³)

Serie para asignación y reserva

	Oct	Nov	Dic	Ene	Feb	Mar	Abr	May	Jun	Jul	Ago	Sep	Total
Máximo	2,557	2,760	1,521	1,934	2,616	2,279	3,468	2,919	68,132	25,035	36,894	4,515	122,946
Mínimo	0,243	0,384	0,327	0,284	0,240	0,249	0,351	0,458	1,417	1,176	0,577	0,712	11,566
Media	1,075	1,066	0,824	0,817	0,659	0,948	1,439	1,375	8,955	6,039	4,032	1,781	29,010
Percentil 1%	0,263	0,392	0,331	0,288	0,256	0,265	0,404	0,471	1,428	1,215	0,719	0,720	11,950
Percentil 5%	0,328	0,428	0,350	0,306	0,307	0,315	0,568	0,548	1,466	1,394	1,165	0,761	13,120
Percentil 10%	0,366	0,459	0,402	0,318	0,337	0,382	0,593	0,716	1,516	1,627	1,346	0,884	14,336
Percentil 25%	0,492	0,532	0,512	0,433	0,431	0,601	0,884	0,965	2,118	2,172	1,903	1,246	17,256
Percentil 50%	1,091	0,896	0,724	0,664	0,521	0,910	1,469	1,256	3,343	3,757	2,398	1,839	19,609
Desviación típica	0,615	0,616	0,384	0,519	0,477	0,514	0,703	0,629	15,538	6,125	6,990	0,801	23,279
Coef. variación	0,572	0,577	0,466	0,635	0,724	0,542	0,488	0,457	1,735	1,014	1,734	0,450	0,802



1289. Río Noguera Ribagorzana (fomal, central hidroeléctrica de Bono)

1940/2005
(hm³)

Serie completa

	Oct	Nov	Dic	Ene	Feb	Mar	Abr	May	Jun	Jul	Ago	Sep	Total
Máximo	10,548	12,154	11,335	10,992	8,301	14,360	12,613	20,234	39,706	24,167	20,386	13,649	110,910
Mínimo	0,985	1,037	1,165	1,025	0,879	0,946	1,342	1,658	4,859	3,137	2,284	2,376	41,590
Media	4,014	3,740	3,525	2,973	2,998	4,345	5,368	7,111	10,502	10,166	9,013	6,756	70,512

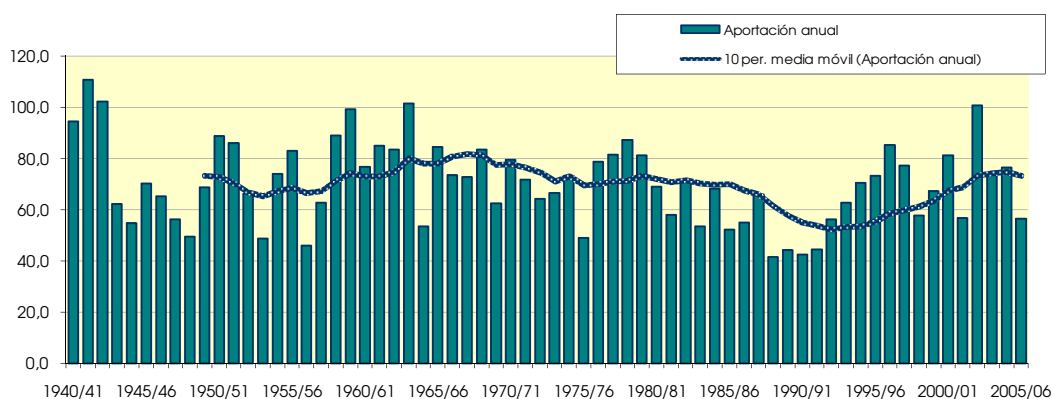
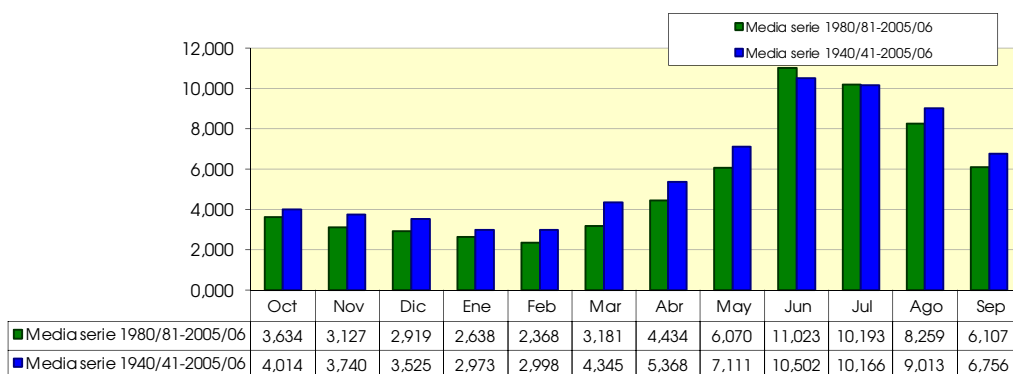
Percentil 1%	1,015	1,039	1,172	1,080	0,961	1,058	1,599	2,336	4,906	3,485	2,704	2,647	42,163
Percentil 5%	1,174	1,297	1,413	1,168	1,340	1,489	2,551	2,837	5,425	4,507	4,138	3,050	44,917
Percentil 10%	1,484	1,353	1,499	1,195	1,501	1,774	2,622	3,519	5,854	5,453	5,052	3,603	49,259
Percentil 25%	2,542	2,171	2,008	1,711	1,744	2,506	3,391	5,315	7,978	7,161	6,697	4,814	57,043
Percentil 50%	3,591	3,391	2,719	2,286	2,508	3,467	4,666	6,549	9,299	9,839	8,963	5,943	70,401
Desviación típica	2,095	2,189	2,235	1,879	1,751	2,800	2,450	3,119	5,522	4,098	3,324	2,785	16,063
Coef. variación	0,522	0,585	0,634	0,632	0,584	0,644	0,456	0,439	0,526	0,403	0,369	0,412	0,228

1980/2005
(hm³)

Serie para asignación y reserva

	Oct	Nov	Dic	Ene	Feb	Mar	Abr	May	Jun	Jul	Ago	Sep	Total
Máximo	7,718	8,158	6,002	6,463	8,301	7,627	8,762	13,182	39,706	24,167	12,738	13,124	100,746
Mínimo	0,985	1,037	1,165	1,109	0,879	0,946	1,342	1,658	4,932	4,628	2,284	2,376	41,590
Media	3,634	3,127	2,919	2,638	2,368	3,181	4,434	6,070	11,023	10,193	8,259	6,107	63,953

Percentil 1%	0,997	1,038	1,168	1,124	0,911	0,989	1,440	1,919	5,027	4,707	2,803	2,480	41,810
Percentil 5%	1,066	1,113	1,253	1,168	1,072	1,150	1,938	2,728	5,433	5,132	4,594	2,930	42,900
Percentil 10%	1,172	1,341	1,499	1,177	1,289	1,407	2,581	2,868	5,792	5,857	5,392	3,382	44,359
Percentil 25%	1,858	1,640	1,905	1,587	1,698	1,857	3,012	4,329	8,053	7,203	6,570	4,534	55,369
Percentil 50%	3,803	2,578	2,577	1,946	1,838	2,534	3,959	5,792	9,200	10,668	8,333	5,872	64,417
Desviación típica	1,909	1,843	1,333	1,612	1,499	1,927	1,981	2,757	7,331	4,002	2,496	2,326	14,254
Coef. variación	0,525	0,589	0,457	0,611	0,633	0,606	0,447	0,454	0,665	0,393	0,302	0,381	0,223



1291. Río Noguera Ribagorzana (tomal, central hidroeléctrica de Vilaller)

1940/2005
(hm³)

Serie completa

	Oct	Nov	Dic	Ene	Feb	Mar	Abr	May	Jun	Jul	Ago	Sep	Total
Máximo	16,405	19,416	17,248	17,966	13,927	24,961	19,867	26,878	108,470	45,460	46,514	24,498	240,726
Mínimo	1,597	1,846	1,893	1,630	1,400	1,681	2,319	2,550	7,147	4,868	3,438	4,035	66,640
Media	6,636	6,334	5,694	5,210	5,030	7,677	8,968	10,441	17,887	16,609	13,575	10,797	114,859

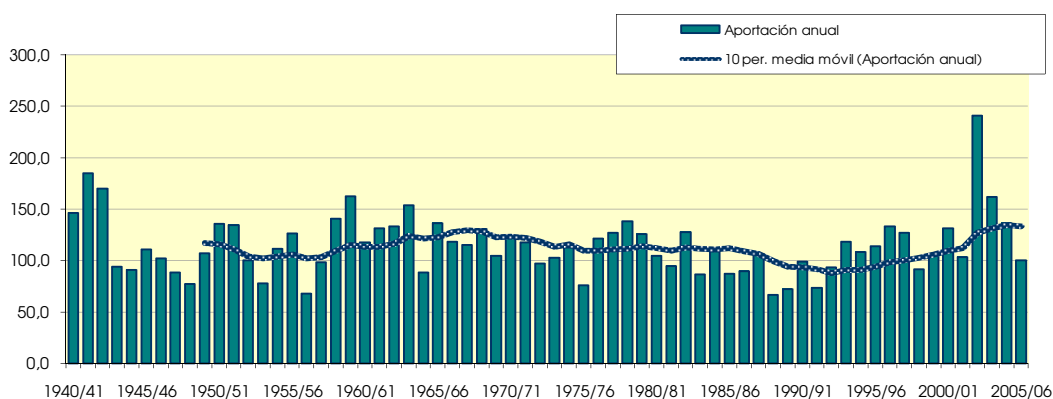
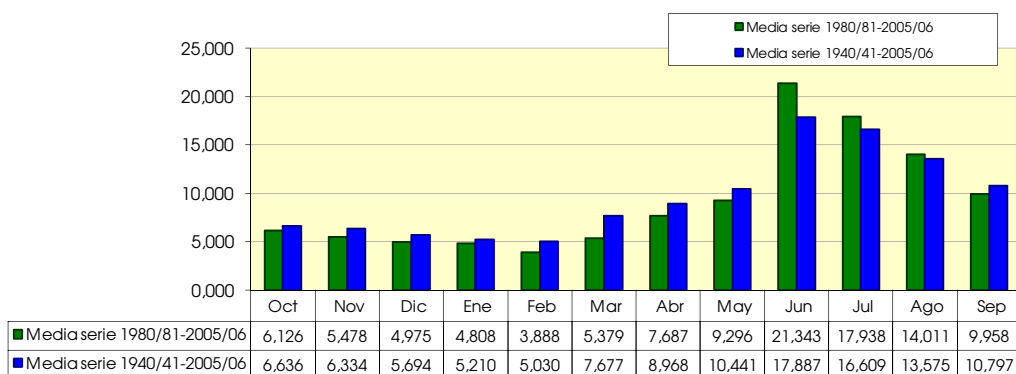
Percentil 1%	1,722	1,883	1,897	1,764	1,613	1,804	2,806	3,341	7,174	5,177	3,979	4,287	67,423
Percentil 5%	2,040	2,051	2,237	1,930	2,205	2,467	3,856	4,470	8,045	6,623	6,167	4,710	73,934
Percentil 10%	2,378	2,301	2,468	1,975	2,587	3,083	4,770	4,942	9,117	8,067	7,317	5,820	82,081
Percentil 25%	4,049	3,803	3,420	2,816	2,910	4,370	5,777	7,653	11,677	10,594	9,882	7,858	95,341
Percentil 50%	5,834	5,444	4,583	3,888	4,199	6,303	8,106	9,493	15,141	16,146	13,473	9,802	111,271
Desviación típica	3,653	3,700	3,307	3,322	2,936	4,945	4,028	4,458	14,441	8,031	6,209	4,549	29,524
Coef. variación	0,550	0,584	0,581	0,638	0,584	0,644	0,449	0,427	0,807	0,484	0,457	0,421	0,257

1980/2005
(hm³)

Serie para asignación y reserva

	Oct	Nov	Dic	Ene	Feb	Mar	Abr	May	Jun	Jul	Ago	Sep	Total
Máximo	14,139	14,534	9,932	11,419	13,927	12,404	16,096	19,467	108,470	45,460	46,514	23,023	240,726
Mínimo	1,597	1,964	1,893	1,859	1,400	1,681	2,319	2,550	7,189	7,287	3,438	4,035	66,640
Media	6,126	5,478	4,975	4,808	3,888	5,379	7,687	9,296	21,343	17,938	14,011	9,958	110,886

Percentil 1%	1,645	2,007	1,894	1,877	1,482	1,728	2,506	2,921	7,526	7,433	4,307	4,132	68,113
Percentil 5%	1,823	2,147	1,996	1,930	1,818	1,895	3,240	4,139	8,590	7,983	7,149	4,576	72,722
Percentil 10%	1,965	2,233	2,431	1,936	2,119	2,222	3,959	4,487	8,868	8,589	8,023	5,179	79,830
Percentil 25%	3,050	2,754	3,258	2,541	2,705	3,212	5,731	6,518	11,773	11,445	10,348	7,073	92,018
Percentil 50%	6,653	4,538	4,464	3,566	3,113	4,671	7,670	8,749	15,587	17,424	13,426	9,779	105,417
Desviación típica	3,388	3,236	2,309	3,067	2,509	3,034	3,305	4,074	21,521	8,794	7,555	4,076	34,322
Coef. variación	0,553	0,591	0,464	0,638	0,645	0,564	0,430	0,438	1,008	0,490	0,539	0,409	0,310



1294. Río Noguera de Tor (toma, central hidroeléctrica de Bohí)

(hm ²)	Oct	Nov	Dic	Ene	Feb	Mar	Abr	May	Jun	Jul	Ago	Sep	Total
1940/41	5,444	4,929	1,235	1,207	1,344	3,327	3,430	6,898	13,068	15,073	11,636	8,263	75,853
1941/42	2,881	4,386	2,767	1,095	0,954	3,728	6,740	7,981	15,368	14,015	12,312	10,327	82,555
1942/43	7,438	3,540	1,726	3,528	1,364	3,451	11,223	6,969	10,797	14,083	7,558	9,916	81,593
1943/44	5,918	2,926	1,823	2,071	0,919	1,431	6,006	7,498	8,211	7,587	6,536	4,488	55,413
1944/45	2,090	2,677	1,382	0,843	3,264	7,442	4,454	3,533	6,784	6,753	7,931	2,457	49,609
1945/46	1,730	2,257	6,487	1,111	1,770	0,887	6,803	6,493	7,372	9,421	11,086	5,121	60,538
1946/47	2,630	1,982	0,962	1,055	1,009	5,575	7,983	6,761	5,988	12,285	6,387	3,485	56,103
1947/48	3,187	5,005	1,848	3,943	2,159	5,376	4,454	5,955	4,719	5,757	4,078	4,377	50,856
1948/49	2,112	1,785	3,117	2,497	1,085	1,213	3,918	3,011	5,449	7,597	7,284	3,341	42,410
1949/50	1,453	5,145	4,390	2,975	1,943	2,394	2,105	8,102	7,034	7,779	9,743	3,764	56,826
1950/51	1,909	5,461	0,956	2,843	0,793	1,841	5,779	7,702	11,405	14,138	10,113	8,061	71,001
1951/52	3,028	8,953	6,013	1,358	1,626	10,371	5,747	4,987	8,239	10,796	6,032	2,119	69,268
1952/53	4,644	3,367	2,965	1,377	0,928	1,170	2,897	6,571	8,510	8,914	10,351	4,969	56,663
1953/54	2,651	2,665	5,946	1,056	0,875	2,127	2,651	5,676	8,224	5,062	3,342	4,438	44,713
1954/55	2,367	3,296	5,419	8,582	1,534	1,509	3,318	3,237	9,980	10,042	8,826	5,060	63,170
1955/56	3,484	3,556	8,782	3,246	1,104	2,381	3,678	9,497	6,121	7,531	8,919	11,336	69,636
1956/57	1,227	0,915	0,847	0,712	0,744	3,868	2,121	3,391	7,425	8,075	6,587	2,538	38,450
1957/58	1,925	1,921	0,909	0,762	1,338	1,751	2,346	6,071	11,095	5,432	6,883	9,142	49,576
1958/59	1,070	1,837	7,116	1,413	1,869	6,562	5,070	5,457	9,654	12,425	11,781	6,914	71,168
1959/60	4,772	2,159	3,074	3,944	2,943	8,800	2,427	8,459	12,612	14,203	4,608	8,720	76,721
1960/61	5,970	5,008	1,952	1,405	6,272	4,486	5,321	4,560	9,737	8,146	5,361	8,475	66,693
1961/62	4,720	3,949	4,203	5,053	1,910	1,686	5,221	16,009	9,224	8,544	3,574	3,783	67,876
1962/63	2,148	3,128	1,290	1,542	1,558	4,472	6,327	7,544	7,575	9,241	11,120	5,087	61,033
1963/64	4,409	11,116	2,957	3,767	3,518	2,422	5,341	8,883	11,531	11,875	5,148	7,155	78,124
1964/65	2,705	5,071	2,030	2,904	1,333	1,879	4,210	4,835	4,055	3,062	3,079	6,463	41,627
1965/66	3,122	5,910	7,245	5,137	4,849	1,951	5,203	4,238	6,848	8,656	5,844	7,881	66,885
1966/67	5,064	3,408	5,965	4,455	2,244	6,000	2,520	4,760	7,533	7,853	5,078	2,822	57,702
1967/68	3,382	6,825	2,955	2,589	1,097	1,902	5,448	4,864	7,402	4,757	8,775	3,561	53,557
1968/69	4,728	5,799	3,929	4,699	1,114	1,892	5,067	6,075	9,561	10,223	7,982	4,038	65,106
1969/70	2,959	3,639	1,750	3,208	1,886	1,541	5,004	5,123	6,335	6,815	6,280	2,218	46,759
1970/71	2,714	4,937	1,389	1,004	2,394	0,982	5,737	6,385	10,488	13,044	7,413	5,787	62,274
1971/72	2,969	2,437	3,367	2,209	1,731	3,770	4,465	3,931	5,763	11,173	4,974	3,526	50,313
1972/73	4,060	5,312	2,375	1,685	1,517	1,456	1,464	4,387	6,618	7,397	9,045	3,955	49,272
1973/74	3,042	5,112	1,196	2,131	0,994	1,852	3,090	4,844	9,437	9,668	4,786	7,115	53,267
1974/75	3,970	6,025	1,820	2,440	1,523	1,333	1,860	4,150	8,854	6,780	6,380	4,719	49,853
1975/76	2,150	3,514	1,486	3,472	1,350	0,830	1,526	4,660	4,611	3,882	4,451	3,802	35,734
1976/77	3,008	1,709	0,853	1,305	1,682	3,218	3,787	5,891	11,367	14,302	7,122	4,508	58,752
1977/78	5,930	3,551	5,612	1,385	1,625	3,856	1,772	7,554	6,211	12,698	6,361	9,696	66,252
1978/79	1,296	3,412	1,957	0,799	0,986	2,796	1,768	7,446	17,980	11,726	8,569	5,625	64,359
1979/80	6,071	5,547	1,857	2,845	4,613	1,566	0,814	3,096	5,115	6,526	11,611	6,370	56,032
1980/81	3,608	3,600	1,557	2,540	0,788	5,196	3,213	3,692	7,755	6,589	6,918	6,598	52,055
1981/82	0,834	2,626	1,151	2,482	1,508	1,654	3,187	4,391	7,354	7,765	4,052	2,451	39,455
1982/83	1,247	5,448	2,720	4,831	1,634	1,631	1,692	2,671	7,507	8,218	5,006	3,287	45,891
1983/84	1,850	1,627	1,512	0,755	1,038	0,523	2,434	2,287	4,649	6,158	5,588	4,916	33,338
1984/85	2,111	4,311	1,165	0,930	1,789	0,665	4,747	3,076	6,454	7,271	4,559	2,589	39,667
1985/86	0,631	1,240	2,976	0,942	0,527	1,024	1,258	4,667	4,940	5,760	3,785	2,567	30,316
1986/87	0,673	0,844	1,048	0,759	0,649	0,834	3,429	1,748	3,979	8,590	7,231	5,254	35,037
1987/88	4,163	1,315	2,575	3,022	1,425	1,324	5,449	5,517	6,419	7,030	3,864	2,572	44,676
1988/89	2,399	1,153	0,932	0,753	1,013	1,220	1,464	3,034	4,240	5,005	3,816	3,187	28,215
1989/90	0,745	2,054	2,199	1,044	1,067	0,877	1,791	3,020	4,898	5,277	2,969	2,270	28,212
1990/91	2,235	1,662	0,799	0,806	0,726	3,174	1,025	2,672	4,351	2,837	3,390	1,682	25,359
1991/92	0,597	0,753	1,338	1,053	0,527	1,168	1,958	2,988	3,693	4,156	5,188	4,818	28,237
1992/93	3,744	1,940	1,870	1,354	0,988	1,007	2,171	2,139	5,197	5,036	6,300	3,374	35,120
1993/94	2,368	1,345	1,200	1,881	0,958	2,561	1,922	3,874	5,515	7,635	5,572	3,592	38,422
1994/95	2,550	2,695	1,438	1,203	1,476	1,210	4,533	4,705	8,173	8,012	5,665	4,830	46,490
1995/96	2,434	3,573	2,564	2,714	1,019	0,948	1,010	8,868	9,107	5,288	6,921	3,686	48,130
1996/97	2,204	4,364	3,526	1,640	4,999	5,024	3,973	5,498	8,875	3,445	7,859	2,750	54,155
1997/98	0,886	3,161	2,795	4,480	2,077	1,797	1,475	3,767	5,532	6,267	6,355	4,839	43,432
1998/99	1,675	2,102	1,873	0,986	1,009	0,896	1,567	3,773	5,407	7,531	5,647	4,516	36,981
1999/00	2,638	2,681	2,144	1,247	1,929	2,357	1,621	5,277	6,451	6,540	5,006	3,828	41,721
2000/01	0,884	1,988	2,565	1,924	1,163	3,151	2,142	3,990	11,145	6,893	5,101	2,801	43,746
2001/02	2,727	1,094	1,152	1,234	0,808	0,760	4,059	2,869	5,618	5,384	6,085	3,132	34,921
2002/03	2,135	3,984	1,313	1,213	0,847	1,749	3,115	7,129	4,906	7,805	5,482	5,778	45,456
2003/04	2,910	4,369	2,760	3,276	1,383	0,919	2,119	4,071	6,056	7,844	4,733	3,378	43,819
2004/05	3,160	1,100	0,975	1,361	1,090	0,646	2,126	2,398	3,446	1,716	2,909	1,971	22,898
2005/06	3,262	0,862	0,734	0,716	0,672	1,075	1,513	1,080	2,119	2,949	1,313	6,358	22,654

1294. Río Noguera de Tor (toma, central hidroeléctrica de Bohí)

1940/2005
(hm³)

Serie completa

	Oct	Nov	Dic	Ene	Feb	Mar	Abr	May	Jun	Jul	Ago	Sep	Total
Máximo	7,438	11,116	8,782	8,582	6,272	10,371	11,223	16,009	17,980	15,073	12,312	11,336	82,555
Mínimo	0,597	0,753	0,734	0,712	0,527	0,523	0,814	1,080	2,119	1,716	1,313	1,682	22,654
Media	2,895	3,425	2,588	2,194	1,619	2,553	3,547	5,192	7,547	8,035	6,458	4,886	50,939

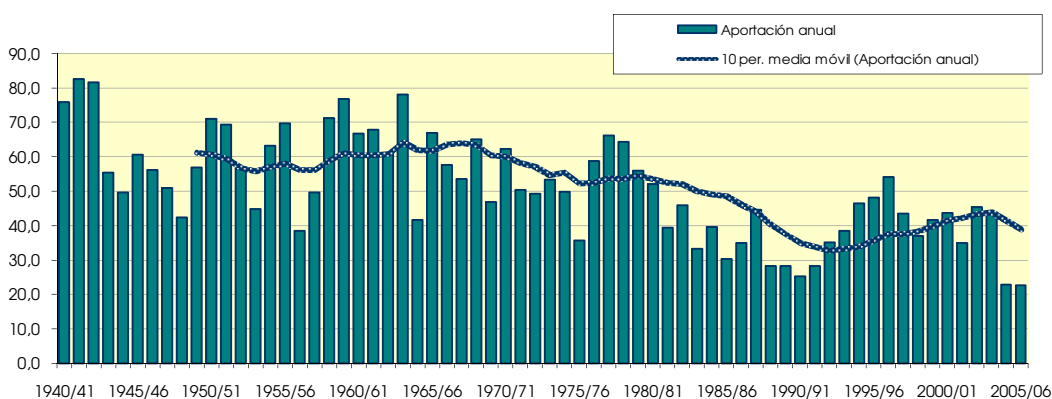
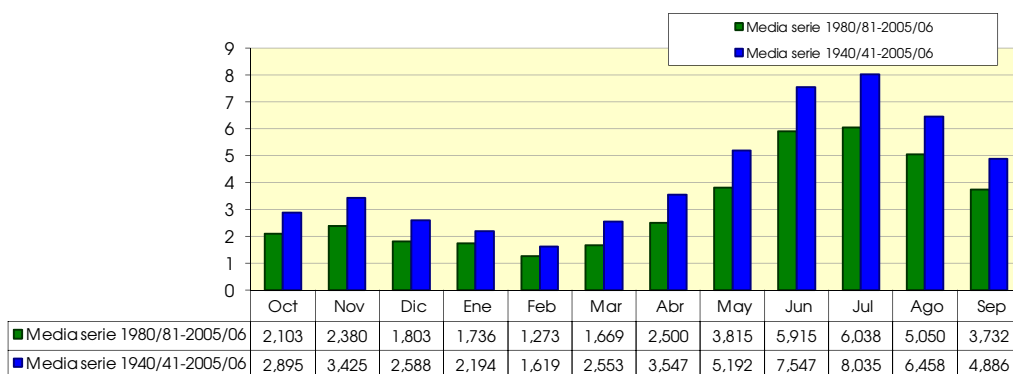
Percentil 1%	0,619	0,812	0,777	0,715	0,527	0,603	0,941	1,514	2,981	2,445	2,350	1,870	22,813
Percentil 5%	0,768	0,960	0,867	0,756	0,685	0,778	1,310	2,315	3,998	3,157	3,145	2,231	28,212
Percentil 10%	0,978	1,197	0,959	0,802	0,791	0,882	1,494	2,770	4,481	4,456	3,679	2,498	31,827
Percentil 25%	1,966	1,951	1,296	1,066	0,989	1,180	1,931	3,573	5,466	5,859	4,833	3,301	40,157
Percentil 50%	2,678	3,331	1,912	1,591	1,347	1,819	3,200	4,798	7,194	7,616	6,182	4,463	49,731
Desviación típica	1,515	1,956	1,826	1,485	1,101	2,027	1,976	2,371	2,922	3,171	2,468	2,289	14,925
Coef. variación	0,523	0,571	0,706	0,677	0,680	0,794	0,557	0,457	0,387	0,395	0,382	0,469	0,293

1980/2005
(hm³)

Serie para asignación y reserva

	Oct	Nov	Dic	Ene	Feb	Mar	Abr	May	Jun	Jul	Ago	Sep	Total
Máximo	4,163	5,448	3,526	4,831	4,999	5,196	5,449	8,868	11,145	8,590	7,859	6,598	54,155
Mínimo	0,597	0,753	0,734	0,716	0,527	0,523	1,010	1,080	2,119	1,716	1,313	1,682	22,654
Media	2,103	2,380	1,803	1,736	1,273	1,669	2,500	3,815	5,915	6,038	5,050	3,732	38,015

Percentil 1%	0,606	0,776	0,751	0,725	0,527	0,554	1,013	1,247	2,451	1,996	1,712	1,754	22,715
Percentil 5%	0,641	0,848	0,832	0,754	0,558	0,651	1,083	1,846	3,507	2,865	2,924	2,046	23,513
Percentil 10%	0,709	0,978	0,953	0,757	0,661	0,713	1,361	2,213	3,836	3,197	3,179	2,361	26,785
Percentil 25%	0,976	1,259	1,155	0,953	0,818	0,901	1,580	2,721	4,712	5,096	3,911	2,629	31,072
Percentil 50%	2,220	2,021	1,535	1,241	1,029	1,189	2,123	3,730	5,524	6,404	5,144	3,376	38,938
Desviación típica	1,046	1,336	0,791	1,136	0,867	1,243	1,228	1,688	2,005	1,851	1,510	1,346	8,785
Coef. variación	0,498	0,561	0,439	0,654	0,681	0,745	0,491	0,442	0,339	0,306	0,299	0,361	0,231



1297. Río Noguera de Tor (Embalse de Llesp, toma, central hidroeléctrica de Llesp)

1940/2005

(hm³)

Serie completa

	Oct	Nov	Dic	Ene	Feb	Mar	Abr	May	Jun	Jul	Ago	Sep	Total
Máximo	25,186	29,516	25,427	26,001	15,333	32,120	33,178	53,239	49,540	48,432	38,396	32,029	242,703
Mínimo	2,584	3,029	2,630	2,383	1,917	2,209	3,813	4,371	5,973	4,518	4,235	6,285	74,020
Media	10,027	10,647	8,461	7,135	5,406	8,830	13,253	19,887	20,102	20,512	18,574	14,732	157,564

Percentil 1%	2,696	3,061	2,657	2,499	1,933	2,256	4,479	6,826	7,445	6,351	6,098	6,302	75,574
Percentil 5%	3,244	3,247	3,085	2,672	2,491	3,012	5,193	9,355	10,672	9,757	9,299	6,733	107,223
Percentil 10%	3,836	4,019	3,484	2,961	2,914	3,357	6,600	11,293	11,418	12,298	10,254	7,560	109,774
Percentil 25%	6,557	6,441	4,922	3,867	3,495	4,360	8,246	15,143	14,429	14,980	13,601	10,309	128,488
Percentil 50%	9,257	9,516	7,253	5,338	4,743	6,870	11,667	18,389	19,760	18,117	17,524	12,838	151,612
Desviación típica	5,357	5,813	4,779	4,306	2,971	6,253	6,370	7,877	7,801	8,674	7,193	6,307	40,190
Coef. variación	0,534	0,546	0,565	0,603	0,550	0,708	0,481	0,396	0,388	0,423	0,387	0,428	0,255

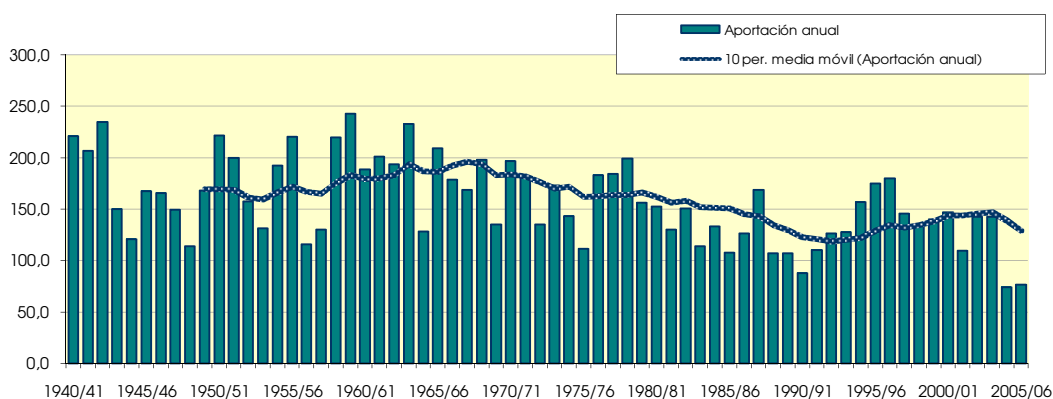
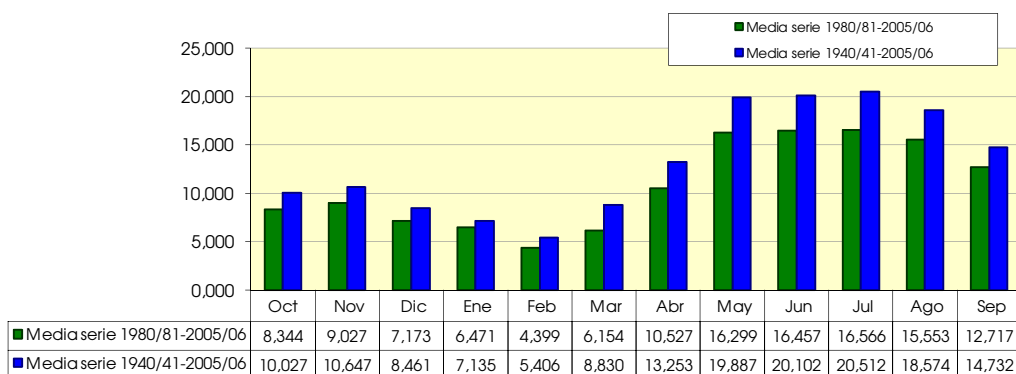
1980/2005

(hm³)

Serie para asignación y reserva

	Oct	Nov	Dic	Ene	Feb	Mar	Abr	May	Jun	Jul	Ago	Sep	Total
Máximo	20,048	22,877	15,158	15,796	14,924	18,978	25,671	35,322	27,064	33,797	26,148	21,635	179,816
Mínimo	2,584	3,077	2,630	2,562	1,917	2,209	4,838	4,371	5,973	4,518	4,235	6,285	74,020
Media	8,344	9,027	7,173	6,471	4,399	6,154	10,527	16,299	16,457	16,566	15,553	12,717	129,688

Percentil 1%	2,627	3,115	2,640	2,596	1,923	2,227	4,880	5,315	6,817	5,223	5,264	6,299	74,617
Percentil 5%	2,831	3,231	2,862	2,713	2,065	2,332	5,198	8,229	9,648	7,637	8,621	6,540	79,284
Percentil 10%	3,145	3,251	3,484	2,805	2,447	2,867	6,117	9,029	10,802	9,875	9,442	7,188	97,537
Percentil 25%	4,038	4,434	4,499	3,592	2,977	3,498	6,931	12,424	13,329	13,840	12,412	8,569	109,586
Percentil 50%	8,399	7,062	6,769	4,522	3,891	4,636	9,077	15,927	15,370	16,702	14,949	11,714	131,429
Desviación típica	4,333	5,449	3,263	3,984	2,543	4,076	4,864	6,488	5,447	5,759	5,186	4,869	27,591
Coef. variación	0,519	0,604	0,455	0,616	0,578	0,662	0,462	0,398	0,331	0,348	0,333	0,383	0,213



1299. Río Ballera (toma, central hidroeléctrica de Ballera)

(hm ²)	Oct	Nov	Dic	Ene	Feb	Mar	Abr	May	Jun	Jul	Ago	Sep	Total
1940/41	3,369	2,088	0,780	0,722	3,537	3,525	1,975	3,278	9,498	12,253	4,498	4,106	49,630
1941/42	0,930	3,366	1,003	0,664	1,192	2,663	4,186	1,960	11,850	10,433	4,487	5,025	47,759
1942/43	4,282	1,040	1,086	1,883	2,227	3,143	3,801	2,837	5,745	9,517	2,629	6,646	44,836
1943/44	3,549	1,510	1,051	0,763	0,860	1,111	1,587	3,031	4,152	2,151	3,906	2,268	25,936
1944/45	0,925	1,678	0,835	0,456	0,901	2,389	1,001	0,944	3,016	3,095	3,839	1,234	20,311
1945/46	1,223	0,937	2,660	0,692	1,035	0,763	3,419	3,409	3,031	4,194	3,175	2,139	26,675
1946/47	1,273	0,726	0,727	0,657	2,113	4,234	2,699	3,121	4,236	9,451	2,186	1,752	33,175
1947/48	1,746	1,943	1,042	2,056	1,790	1,813	2,986	2,440	3,110	3,014	1,625	1,740	25,306
1948/49	1,269	0,438	1,240	0,948	0,767	1,129	0,821	1,253	2,336	3,901	4,099	2,091	20,293
1949/50	0,539	2,813	1,381	0,937	2,872	2,043	1,396	2,796	2,692	2,874	5,042	1,553	26,938
1950/51	0,891	2,111	0,642	1,275	0,815	3,714	3,577	5,105	4,811	5,487	3,744	4,021	36,191
1951/52	1,093	4,048	1,576	0,807	1,602	5,199	3,312	2,879	5,348	5,594	3,585	1,364	36,408
1952/53	2,512	1,731	1,633	0,639	0,787	1,313	1,464	1,526	4,440	3,261	3,324	2,477	25,108
1953/54	1,605	0,681	2,054	0,698	0,887	2,752	1,518	2,093	3,626	1,814	1,081	2,398	21,207
1954/55	1,165	1,285	1,545	4,538	1,813	1,289	1,686	1,174	5,691	5,244	2,924	2,037	30,392
1955/56	2,012	1,279	3,723	1,721	0,735	3,696	2,592	3,215	3,031	3,554	4,900	4,163	34,621
1956/57	0,623	0,539	0,488	0,411	0,985	1,441	1,602	1,440	4,585	3,777	2,610	1,578	20,078
1957/58	0,621	0,552	0,697	0,485	1,511	2,199	1,462	2,239	3,424	2,441	4,119	8,548	28,298
1958/59	0,626	0,853	3,864	0,651	1,887	5,910	3,140	1,971	5,200	6,555	5,108	4,238	40,002
1959/60	2,270	1,714	2,194	1,973	4,587	6,292	1,995	3,901	6,620	9,850	2,535	4,259	48,190
1960/61	7,032	2,343	1,442	0,951	2,329	1,146	3,403	2,488	6,271	4,479	3,184	5,224	40,293
1961/62	2,345	2,747	2,032	2,808	2,666	2,445	3,771	5,641	4,646	3,961	1,586	2,313	36,961
1962/63	1,196	1,947	0,852	1,205	1,037	5,767	5,948	2,727	3,305	6,872	7,470	3,373	41,699
1963/64	2,090	5,188	1,682	1,809	5,559	1,972	3,649	3,614	7,201	5,308	3,270	7,077	48,420
1964/65	1,514	1,545	1,180	1,235	1,056	2,455	1,687	1,900	2,613	1,751	1,454	4,224	22,616
1965/66	3,134	3,486	2,152	1,545	4,364	1,913	2,852	2,845	6,787	4,519	2,916	5,609	42,124
1966/67	3,493	2,103	2,529	1,585	2,741	3,529	2,139	1,974	3,958	5,030	2,898	2,168	34,146
1967/68	1,529	4,740	1,265	1,114	1,215	2,345	3,134	3,141	6,011	4,029	3,615	2,395	34,533
1968/69	1,422	2,588	1,598	1,317	0,678	2,670	4,079	4,329	7,110	6,867	3,291	2,726	38,672
1969/70	2,205	1,791	1,048	3,198	2,504	1,342	2,487	2,341	3,829	3,769	3,033	1,836	29,383
1970/71	1,625	1,817	0,905	0,603	2,416	1,071	4,205	3,289	6,095	6,739	3,720	2,851	35,337
1971/72	2,470	1,545	1,858	1,408	2,459	3,578	2,496	2,042	3,486	3,367	2,368	2,766	29,843
1972/73	2,232	2,108	1,610	1,074	1,352	1,313	1,610	3,609	3,759	3,668	4,215	2,546	29,096
1973/74	1,414	1,509	1,047	1,550	0,964	2,686	2,042	2,538	4,170	3,869	2,894	3,559	28,243
1974/75	2,671	1,612	1,116	1,542	1,895	1,279	1,675	2,463	3,786	8,046	3,426	2,682	32,193
1975/76	1,244	1,357	0,986	1,539	1,153	0,640	1,585	2,563	4,244	2,022	3,432	1,906	22,670
1976/77	0,989	0,912	0,603	0,789	2,329	1,662	3,239	4,004	4,578	5,850	3,890	1,903	30,748
1977/78	4,062	1,386	1,756	0,806	2,036	3,296	1,829	4,381	3,544	6,800	3,651	4,404	37,951
1978/79	0,898	1,312	1,160	0,601	2,169	3,047	2,166	4,542	11,178	4,716	4,566	3,489	39,843
1979/80	3,712	2,106	0,976	1,518	3,166	1,488	1,126	1,938	2,532	3,083	7,314	2,994	31,955
1980/81	1,758	1,994	1,015	1,279	0,523	2,529	2,261	1,935	3,926	2,569	3,666	3,780	27,237
1981/82	0,465	1,147	1,205	1,409	1,462	1,417	1,794	2,717	4,856	7,194	3,066	1,785	28,515
1982/83	0,859	3,886	1,710	1,349	1,085	1,523	1,908	2,881	5,333	15,996	4,081	2,068	42,678
1983/84	1,311	1,128	1,083	0,522	0,767	0,566	1,791	2,794	2,727	4,543	3,628	2,510	23,370
1984/85	2,094	2,583	0,938	0,619	1,700	0,561	3,684	2,253	4,293	6,930	2,891	3,011	31,559
1985/86	0,748	1,120	1,264	0,596	0,350	1,632	1,657	4,261	9,169	5,328	3,303	2,580	32,008
1986/87	0,686	0,670	0,696	0,466	0,655	0,941	2,657	1,147	3,402	7,357	4,253	7,705	30,635
1987/88	3,717	0,775	1,662	2,224	1,232	1,243	3,496	2,989	4,407	3,492	2,442	1,781	29,460
1988/89	1,716	0,793	0,559	0,494	1,247	0,940	1,925	1,959	2,495	4,601	2,677	3,035	22,441
1989/90	0,592	1,720	1,811	0,853	0,794	0,679	1,545	2,588	3,641	2,935	1,873	1,914	20,945
1990/91	2,136	1,428	0,526	0,620	0,595	2,505	0,779	1,067	3,246	2,523	4,527	1,396	21,347
1991/92	0,530	0,672	0,866	0,723	0,589	1,494	0,842	2,032	2,805	2,531	3,977	3,991	21,053
1992/93	1,895	1,052	1,203	0,722	0,699	0,906	2,271	1,150	6,878	3,374	5,905	3,597	29,653
1993/94	1,898	0,894	0,869	0,990	1,216	1,661	2,144	2,627	4,527	8,603	6,060	2,933	34,420
1994/95	1,994	1,813	0,938	0,975	1,079	1,166	1,772	2,172	4,095	5,500	3,910	3,776	29,190
1995/96	1,263	1,419	1,671	2,795	1,026	1,096	0,904	4,599	5,516	3,693	4,121	2,473	30,577
1996/97	1,923	2,106	2,007	1,985	3,153	3,041	3,011	4,639	5,892	4,040	4,042	1,367	37,207
1997/98	0,640	2,562	2,373	1,666	2,301	2,506	1,717	3,492	8,208	5,145	4,661	3,639	38,909
1998/99	1,145	1,469	1,564	0,980	0,996	1,378	1,196	2,043	3,212	4,545	3,846	3,528	25,902
1999/00	3,019	1,258	1,446	0,791	0,923	1,587	2,202	3,924	4,961	3,287	5,109	3,349	31,856
2000/01	1,046	2,388	1,892	1,881	0,943	3,509	1,823	4,209	10,782	7,774	4,468	2,797	43,513
2001/02	2,755	0,836	0,765	1,115	1,043	1,567	3,324	1,796	6,910	8,095	4,219	2,567	34,992
2002/03	2,144	1,795	1,567	0,872	0,797	2,346	1,672	4,180	10,963	6,312	7,894	2,858	43,399
2003/04	2,623	2,269	2,302	1,502	1,483	0,925	2,516	2,715	8,841	5,782	3,104	3,592	37,654
2004/05	2,209	0,636	0,723	0,832	0,726	0,543	1,150	1,809	4,514	3,517	1,954	1,271	19,881
2005/06	3,366	0,719	0,514	0,601	0,941	1,681	1,354	1,144	2,035	4,274	1,007	7,512	25,148

1299. Río Bailiera (toma, central hidroeléctrica de Bailiera)

1940/2005
(hm³)

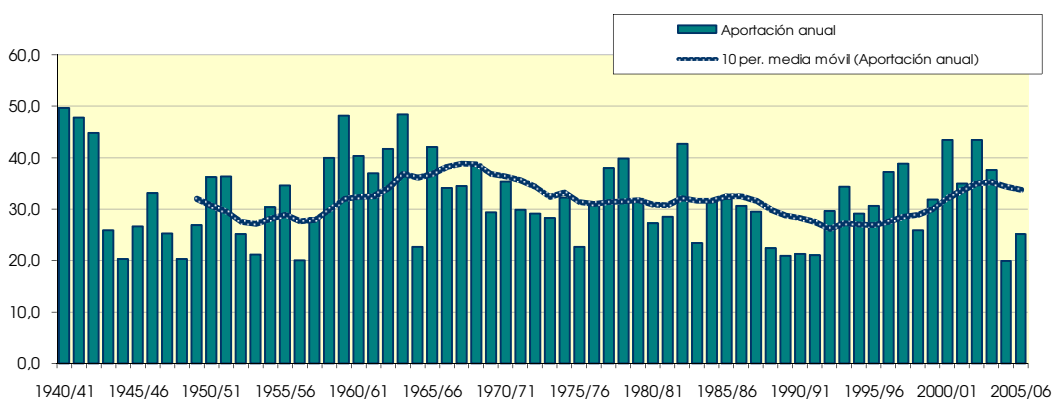
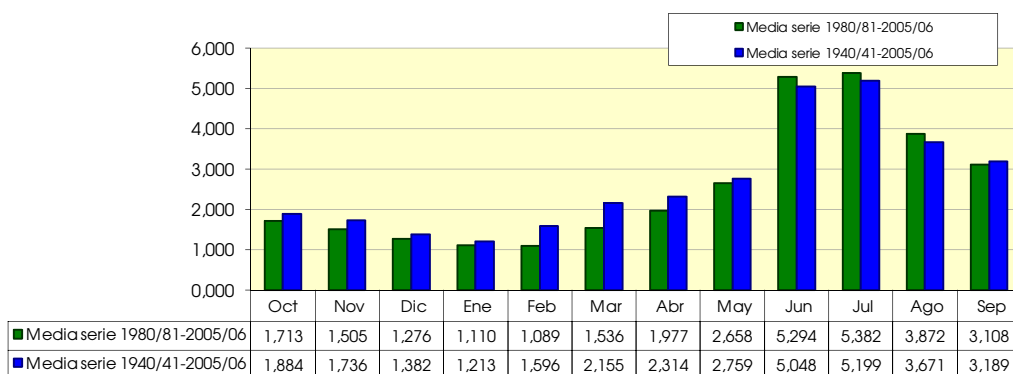
Serie completa

	Oct	Nov	Dic	Ene	Feb	Mar	Abr	May	Jun	Jul	Ago	Sep	Total
Máximo	7,032	5,188	3,864	4,538	5,559	6,292	5,948	5,641	11,850	15,996	7,894	8,548	49,630
Mínimo	0,465	0,438	0,488	0,411	0,350	0,543	0,779	0,944	2,035	1,751	1,007	1,234	19,881
Media	1,884	1,736	1,382	1,213	1,596	2,155	2,314	2,759	5,048	5,199	3,671	3,189	32,146
Percentil 1%	0,507	0,503	0,505	0,440	0,463	0,555	0,806	1,024	2,231	1,792	1,055	1,258	20,009
Percentil 5%	0,600	0,644	0,570	0,487	0,610	0,650	0,928	1,148	2,562	2,223	1,596	1,374	20,470
Percentil 10%	0,633	0,700	0,696	0,599	0,712	0,916	1,173	1,347	2,766	2,550	2,070	1,659	21,277
Percentil 25%	1,058	1,043	0,913	0,693	0,890	1,252	1,604	1,972	3,439	3,404	2,902	2,074	26,121
Percentil 50%	1,671	1,545	1,204	0,978	1,203	1,672	2,019	2,671	4,424	4,531	3,639	2,781	31,154
Desviación típica	1,164	0,986	0,683	0,736	1,038	1,311	1,023	1,075	2,301	2,637	1,353	1,607	7,912
Coef. variación	0,618	0,568	0,494	0,607	0,651	0,609	0,442	0,390	0,456	0,507	0,368	0,504	0,246

1980/2005
(hm³)

Serie para asignación y reserva

	Oct	Nov	Dic	Ene	Feb	Mar	Abr	May	Jun	Jul	Ago	Sep	Total
Máximo	3,717	3,886	2,373	2,795	3,153	3,509	3,684	4,639	10,963	15,996	7,894	7,705	43,513
Mínimo	0,465	0,636	0,514	0,466	0,350	0,543	0,779	1,067	2,035	2,523	1,007	1,271	19,881
Media	1,713	1,505	1,276	1,110	1,089	1,536	1,977	2,658	5,294	5,382	3,872	3,108	30,521
Percentil 1%	0,481	0,644	0,517	0,473	0,394	0,547	0,795	1,086	2,150	2,525	1,224	1,295	20,147
Percentil 5%	0,545	0,671	0,534	0,501	0,540	0,562	0,857	1,145	2,553	2,541	1,894	1,374	20,972
Percentil 10%	0,616	0,696	0,627	0,559	0,592	0,623	1,027	1,148	2,766	2,752	2,198	1,589	21,200
Percentil 25%	0,906	0,851	0,867	0,646	0,736	0,940	1,573	1,941	3,462	3,498	3,075	2,169	25,337
Percentil 50%	1,827	1,339	1,204	0,923	0,970	1,456	1,809	2,607	4,520	4,573	3,944	2,896	30,115
Desviación típica	0,906	0,786	0,544	0,596	0,588	0,782	0,781	1,105	2,502	2,831	1,420	1,550	7,078
Coef. variación	0,529	0,523	0,426	0,537	0,540	0,509	0,395	0,415	0,473	0,526	0,367	0,499	0,232



12101. Río Baliera

1940/2005
(hm³)

Serie completa

	Oct	Nov	Dic	Ene	Feb	Mar	Abr	May	Jun	Jul	Ago	Sep	Total
Máximo	22,816	12,435	12,441	15,855	17,369	20,819	15,237	14,265	17,435	27,517	14,398	17,950	126,448
Mínimo	1,132	1,155	1,080	0,934	1,085	1,089	1,925	2,008	2,820	3,661	2,324	2,845	35,698
Media	4,718	4,490	4,103	4,154	4,563	6,154	5,854	6,541	8,190	9,094	6,777	6,803	71,442

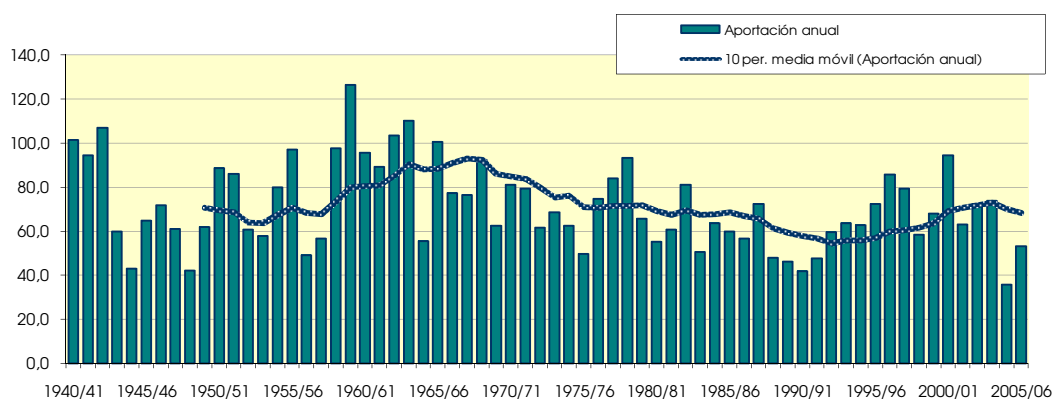
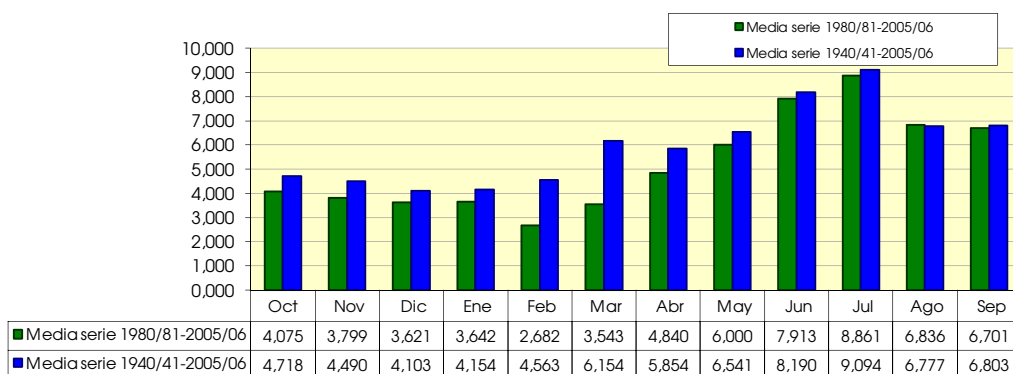
Percentil 1%	1,306	1,176	1,182	1,046	1,132	1,376	1,958	2,097	3,316	3,701	2,411	2,915	39,688
Percentil 5%	1,465	1,567	1,393	1,346	1,563	1,737	2,188	2,698	3,991	4,256	3,197	3,228	43,843
Percentil 10%	1,655	1,813	1,794	1,647	1,722	2,106	2,572	3,246	4,582	4,924	4,080	3,852	48,592
Percentil 25%	2,570	2,485	2,469	2,058	2,259	3,095	3,746	4,588	6,091	6,213	5,553	4,871	58,636
Percentil 50%	3,932	3,620	3,398	3,178	3,223	4,430	5,590	6,188	7,645	7,800	6,834	6,038	66,760
Desviación típica	3,355	2,873	2,320	3,027	3,355	4,406	2,713	2,663	3,111	4,681	2,170	2,849	19,274
Coef. variación	0,711	0,640	0,566	0,729	0,735	0,716	0,463	0,407	0,380	0,515	0,320	0,419	0,270

1980/2005
(hm³)

Serie para asignación y reserva

	Oct	Nov	Dic	Ene	Feb	Mar	Abr	May	Jun	Jul	Ago	Sep	Total
Máximo	9,546	11,636	8,378	13,357	7,864	9,058	9,915	10,920	15,032	19,262	11,077	17,950	94,290
Mínimo	1,132	1,538	1,236	1,106	1,085	1,089	1,925	2,008	2,820	3,723	2,324	2,845	35,698
Media	4,075	3,799	3,621	3,642	2,682	3,543	4,840	6,000	7,913	8,861	6,836	6,701	62,513

Percentil 1%	1,199	1,567	1,253	1,154	1,103	1,200	1,982	2,042	3,112	4,023	2,659	2,933	37,233
Percentil 5%	1,408	1,684	1,305	1,325	1,189	1,557	2,166	2,357	4,117	4,924	3,734	3,199	42,891
Percentil 10%	1,440	1,790	1,476	1,425	1,406	1,815	2,296	3,035	4,712	5,190	4,080	3,496	46,846
Percentil 25%	2,132	2,103	2,078	1,766	1,752	2,290	3,308	4,327	6,244	6,288	5,638	4,657	53,710
Percentil 50%	4,013	3,048	3,299	2,567	2,383	3,118	4,734	5,710	7,640	8,069	6,973	6,175	61,772
Desviación típica	2,265	2,333	1,961	3,049	1,421	1,905	2,032	2,468	2,729	3,727	2,034	3,110	13,890
Coef. variación	0,556	0,614	0,541	0,837	0,530	0,538	0,420	0,411	0,345	0,421	0,298	0,464	0,222



1301. Embalse de Bubal

1940/2005
(hm³)

Serie completa

	Oct	Nov	Dic	Ene	Feb	Mar	Abr	May	Jun	Jul	Ago	Sep	Total
Máximo	99,570	100,617	66,651	84,484	72,365	99,752	76,977	122,700	141,200	70,878	59,875	49,919	612,400
Mínimo	8,911	8,312	5,044	3,272	4,447	5,594	14,643	24,468	19,800	6,400	8,400	7,370	191,782
Media	31,923	34,753	26,149	24,280	21,607	33,415	41,207	64,128	59,957	37,037	22,525	20,712	417,693

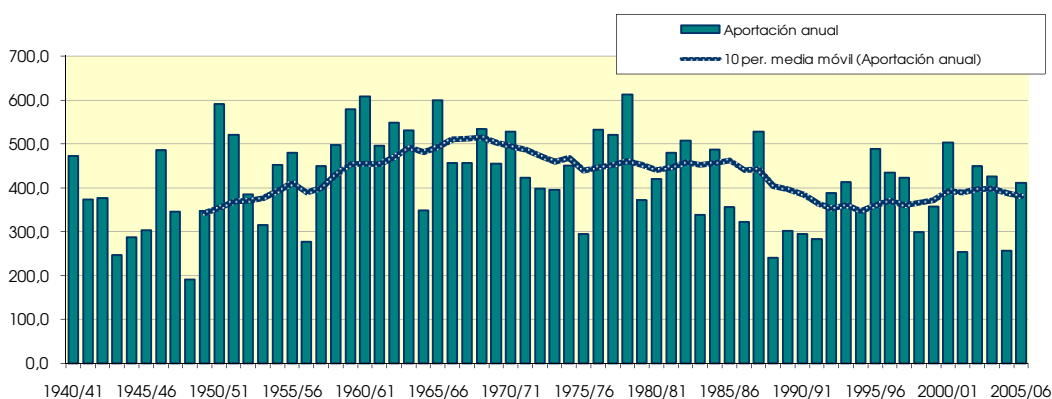
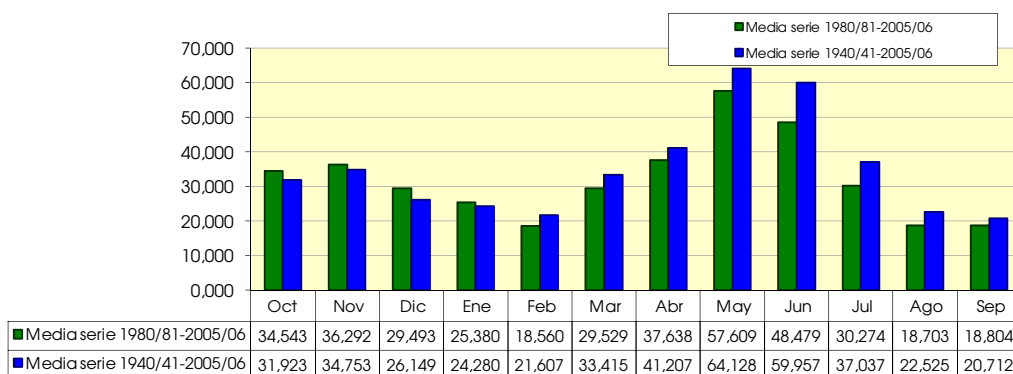
Percentil 1%	10,458	8,824	6,137	5,516	5,123	8,108	15,655	25,299	22,920	9,455	9,505	7,799	223,384
Percentil 5%	11,907	10,889	8,843	7,557	7,133	10,889	21,725	34,059	29,744	13,440	11,318	8,826	254,982
Percentil 10%	12,387	12,470	11,048	8,348	8,564	11,870	25,053	37,791	32,276	16,452	12,367	10,834	285,389
Percentil 25%	16,355	18,825	15,092	11,738	11,650	19,585	31,599	48,225	42,238	24,794	14,757	13,626	345,740
Percentil 50%	26,845	31,400	20,702	18,552	19,952	30,533	37,053	62,492	57,522	39,656	20,615	18,742	423,350
Desviación típica	20,379	20,877	15,569	17,328	13,273	19,094	14,937	23,144	23,620	15,660	9,669	9,690	102,362
Coef. variación	0,638	0,601	0,595	0,714	0,614	0,571	0,362	0,361	0,394	0,423	0,429	0,468	0,245

1980/2005
(hm³)

Serie para asignación y reserva

	Oct	Nov	Dic	Ene	Feb	Mar	Abr	May	Jun	Jul	Ago	Sep	Total
Máximo	93,500	82,400	65,465	71,378	31,500	84,400	61,500	105,500	82,600	62,100	38,891	47,998	527,900
Mínimo	8,911	13,388	11,916	7,700	4,447	10,223	16,200	33,500	19,800	6,400	8,400	7,370	240,400
Media	34,543	36,292	29,493	25,380	18,560	29,529	37,638	57,609	48,479	30,274	18,703	18,804	385,302

Percentil 1%	9,506	13,441	11,962	8,375	5,460	10,492	17,525	34,250	21,000	7,575	8,825	7,902	243,900
Percentil 5%	11,368	13,850	12,102	10,467	8,700	12,175	21,725	36,541	26,450	11,325	10,300	9,525	254,982
Percentil 10%	11,700	15,150	12,205	10,935	9,850	14,800	24,856	39,483	32,300	13,400	11,800	10,650	269,863
Percentil 25%	15,150	19,050	13,975	14,775	12,408	19,585	31,025	48,225	38,250	17,750	13,820	13,600	306,675
Percentil 50%	27,150	31,850	25,450	22,200	19,700	26,950	35,300	54,800	45,804	28,450	17,650	16,150	399,486
Desviación típica	23,527	20,415	16,805	14,674	7,113	15,778	11,325	15,692	15,439	14,956	6,997	9,104	87,001
Coef. variación	0,681	0,563	0,570	0,578	0,383	0,534	0,301	0,272	0,318	0,494	0,374	0,484	0,226



1302. Embalse de La Peña

1940/2005
(hm³)

Serie completa

	Oct	Nov	Dic	Ene	Feb	Mar	Abr	May	Jun	Jul	Ago	Sep	Total
Máximo	287,445	271,911	292,412	300,417	218,567	247,932	241,939	273,479	211,242	120,526	116,993	168,686	1.531,570
Mínimo	20,974	15,876	21,175	14,736	14,348	20,988	26,849	42,954	38,267	22,968	22,202	15,288	390,723
Media	76,449	88,319	85,687	83,741	73,276	87,059	95,586	119,006	101,822	63,733	45,872	50,520	971,069

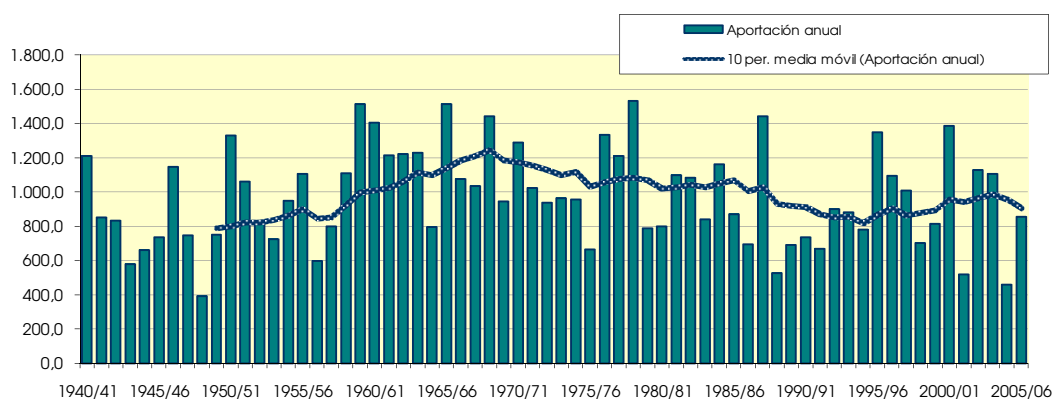
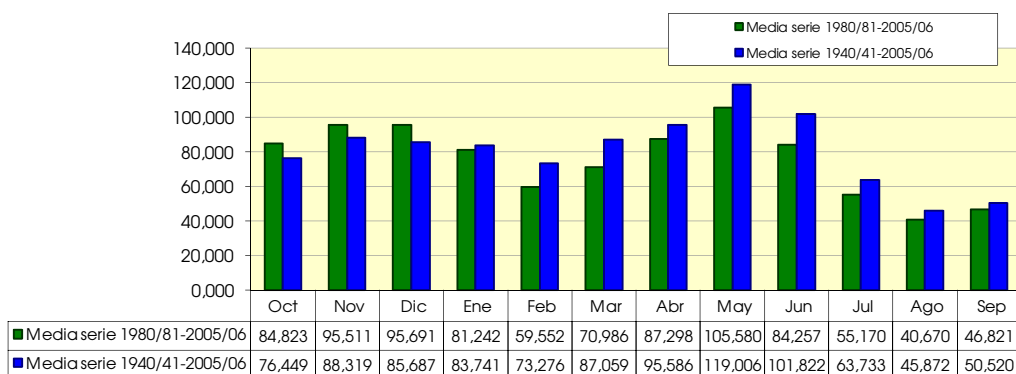
Percentil 1%	21,876	17,523	23,048	15,737	14,963	21,789	38,067	46,686	42,660	23,236	22,516	18,215	434,980
Percentil 5%	23,945	26,057	27,111	22,244	26,386	28,292	47,252	63,454	53,096	29,315	23,188	22,313	540,333
Percentil 10%	26,614	30,005	34,567	31,069	28,772	37,990	56,584	65,779	57,375	35,598	26,563	24,989	662,959
Percentil 25%	38,149	46,209	48,077	44,464	44,555	53,576	61,570	87,404	71,645	47,236	34,433	31,147	758,652
Percentil 50%	58,285	73,294	64,903	66,988	62,292	70,048	86,205	117,249	93,586	62,250	40,325	44,846	948,457
Desviación típica	56,432	58,771	55,605	58,720	44,087	51,180	42,271	46,019	40,432	23,615	18,389	27,224	280,067
Coef. variación	0,738	0,665	0,649	0,701	0,602	0,588	0,442	0,387	0,397	0,371	0,401	0,539	0,288

1980/2005
(hm³)

Serie para asignación y reserva

	Oct	Nov	Dic	Ene	Feb	Mar	Abr	May	Jun	Jul	Ago	Sep	Total
Máximo	262,069	271,911	292,412	300,417	120,873	237,952	178,002	161,613	204,139	104,991	92,678	116,810	1.443,089
Mínimo	20,974	26,643	24,057	16,276	14,348	20,988	44,108	58,960	38,267	22,968	22,202	15,288	458,811
Media	84,823	95,511	95,691	81,242	59,552	70,986	87,298	105,580	84,257	55,170	40,670	46,821	907,602

Percentil 1%	21,356	27,584	24,620	17,653	16,766	22,720	44,624	60,186	41,858	24,335	22,376	16,937	473,887
Percentil 5%	22,830	30,727	26,503	22,244	24,702	29,272	47,252	64,022	53,246	28,488	23,026	22,313	521,091
Percentil 10%	24,364	35,171	29,189	26,590	27,662	34,475	53,967	66,905	57,184	29,990	24,708	24,276	597,998
Percentil 25%	42,241	57,907	48,706	42,437	42,176	52,720	59,393	80,733	65,439	38,404	30,515	32,256	709,949
Percentil 50%	64,012	81,478	70,694	62,408	55,936	68,741	79,422	105,857	79,952	53,832	36,557	43,460	863,491
Desviación típica	62,879	60,470	71,332	65,233	27,776	41,857	32,673	28,244	31,545	21,276	16,731	23,926	263,657
Coef. variación	0,741	0,633	0,745	0,803	0,466	0,590	0,374	0,268	0,374	0,386	0,411	0,511	0,290



1303. Embalse de Marracos

1940/2005
(hm³)

Serie completa

	Oct	Nov	Dic	Ene	Feb	Mar	Abr	May	Jun	Jul	Ago	Sep	Total
Máximo	1,000	1,296	0,520	1,710	0,460	1,839	2,561	0,969	1,056	0,018	0,126	1,128	4,649
Mínimo	0,000	0,000	0,000	0,000	0,000	0,000	0,000	0,000	0,000	0,000	0,000	0,000	0,000
Media	0,060	0,080	0,042	0,135	0,050	0,141	0,093	0,081	0,046	0,000	0,003	0,047	0,778

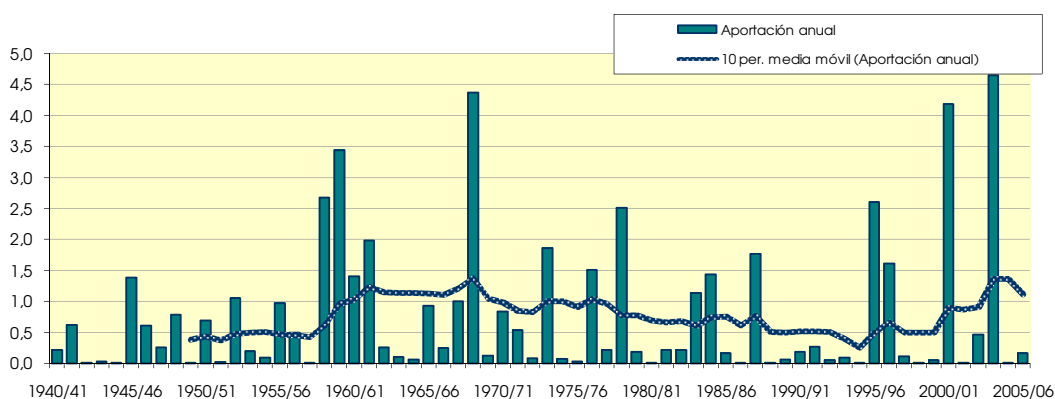
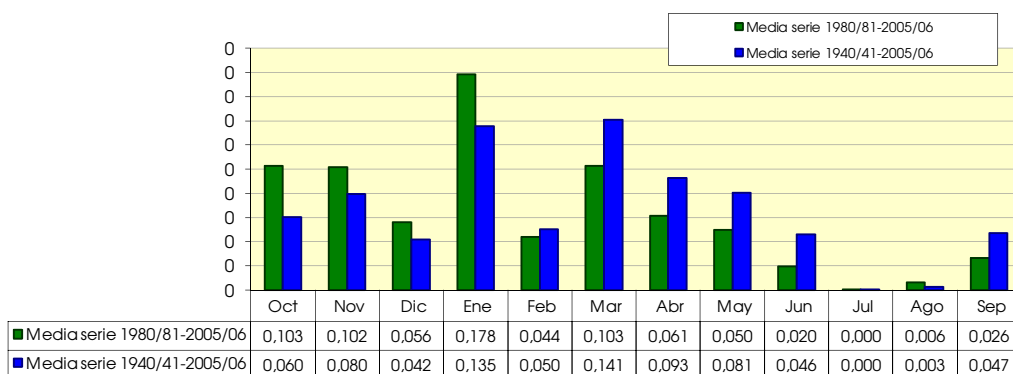
Percentil 1%	0,000	0,000	0,000	0,000	0,000	0,000	0,000	0,000	0,000	0,000	0,000	0,000	0,000
Percentil 5%	0,000	0,000	0,000	0,000	0,000	0,000	0,000	0,000	0,000	0,000	0,000	0,000	0,001
Percentil 10%	0,000	0,000	0,000	0,000	0,000	0,000	0,000	0,000	0,000	0,000	0,000	0,000	0,002
Percentil 25%	0,000	0,000	0,000	0,000	0,000	0,000	0,000	0,000	0,000	0,000	0,000	0,000	0,060
Percentil 50%	0,000	0,000	0,000	0,000	0,000	0,000	0,001	0,000	0,000	0,000	0,000	0,000	0,218
Desviación típica	0,213	0,242	0,104	0,360	0,111	0,385	0,343	0,200	0,163	0,002	0,016	0,179	1,116
Coef. variación	3,544	3,040	2,485	2,661	2,207	2,729	3,695	2,484	3,525	5,238	5,412	3,781	1,434

1980/2005
(hm³)

Serie para asignación y reserva

	Oct	Nov	Dic	Ene	Feb	Mar	Abr	May	Jun	Jul	Ago	Sep	Total
Máximo	0,954	1,296	0,520	1,710	0,385	1,562	0,900	0,881	0,289	0,004	0,126	0,317	4,649
Mínimo	0,000	0,000	0,000	0,000	0,000	0,000	0,000	0,000	0,000	0,000	0,000	0,000	0,000
Media	0,103	0,102	0,056	0,178	0,044	0,103	0,061	0,050	0,020	0,000	0,006	0,026	0,749

Percentil 1%	0,000	0,000	0,000	0,000	0,000	0,000	0,000	0,000	0,000	0,000	0,000	0,000	0,000
Percentil 5%	0,000	0,000	0,000	0,000	0,000	0,000	0,000	0,000	0,000	0,000	0,000	0,000	0,000
Percentil 10%	0,000	0,000	0,000	0,000	0,000	0,000	0,000	0,000	0,000	0,000	0,000	0,000	0,001
Percentil 25%	0,000	0,000	0,000	0,000	0,000	0,000	0,000	0,000	0,000	0,000	0,000	0,000	0,022
Percentil 50%	0,000	0,000	0,000	0,000	0,000	0,000	0,002	0,000	0,000	0,000	0,000	0,000	0,165
Desviación típica	0,276	0,293	0,129	0,467	0,106	0,333	0,192	0,172	0,068	0,001	0,025	0,073	1,280
Coef. variación	2,682	2,884	2,306	2,620	2,400	3,243	3,133	3,477	3,464	3,415	3,903	2,753	1,708



1304. Embalse de Ardisa

1940/2005
(hm³)

Serie completa

	Oct	Nov	Dic	Ene	Feb	Mar	Abr	May	Jun	Jul	Ago	Sep	Total
Máximo	310,461	297,101	305,667	337,201	233,540	259,727	274,450	286,444	224,315	126,208	120,517	192,492	1.629,367
Mínimo	21,239	16,053	21,727	15,013	14,665	21,196	27,091	43,988	38,740	23,671	22,493	15,507	407,801
Media	80,195	92,596	90,660	89,987	77,609	91,604	100,182	123,053	104,756	65,047	47,089	53,203	1.015,982

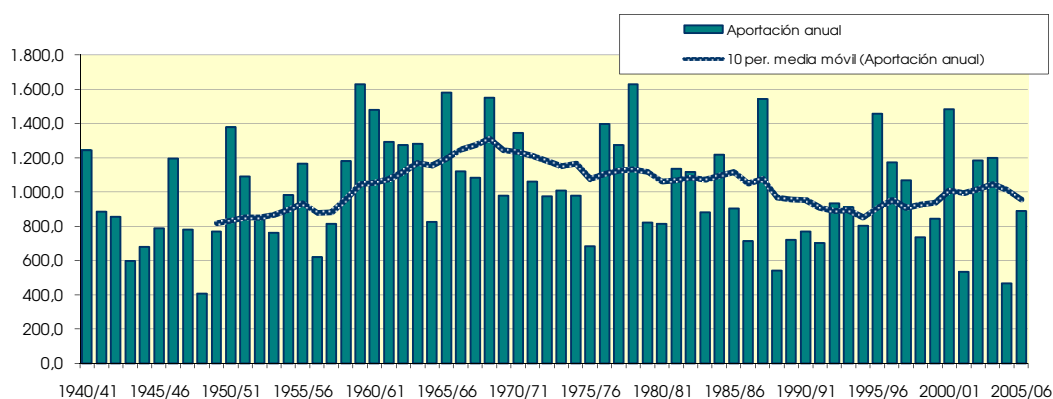
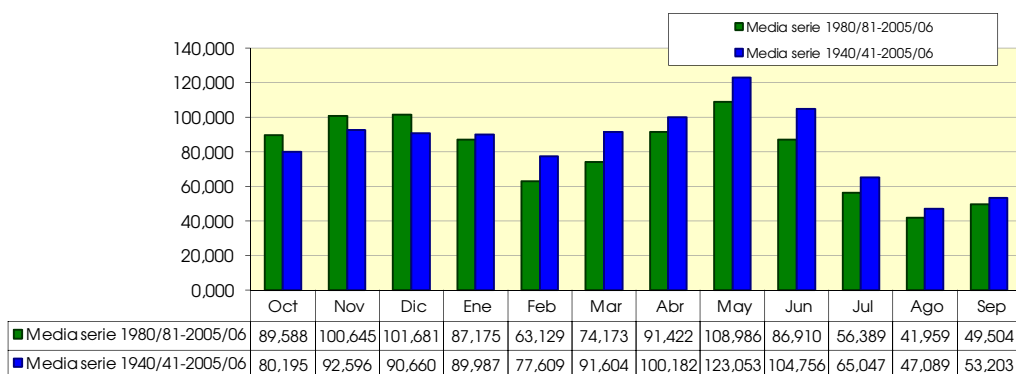
Percentil 1%	22,158	17,711	23,545	16,016	15,230	22,254	39,226	47,624	43,155	23,719	22,960	18,667	447,240
Percentil 5%	24,437	26,480	27,924	22,670	26,786	29,069	47,938	64,619	53,963	29,844	23,579	22,778	554,955
Percentil 10%	27,143	30,758	35,302	31,843	29,586	38,712	57,488	66,734	58,788	36,178	27,140	25,595	681,875
Percentil 25%	38,920	48,072	49,204	47,202	46,624	55,495	64,004	90,597	74,201	48,172	35,133	32,531	792,077
Percentil 50%	59,625	75,709	67,127	68,888	64,355	72,776	89,799	119,887	95,252	63,458	41,667	45,865	979,057
Desviación típica	60,815	63,469	60,240	66,068	47,760	55,390	46,701	48,708	42,646	24,204	19,063	30,567	302,301
Coef. variación	0,758	0,685	0,664	0,734	0,615	0,605	0,466	0,396	0,407	0,372	0,405	0,575	0,298

1980/2005
(hm³)

Serie para asignación y reserva

	Oct	Nov	Dic	Ene	Feb	Mar	Abr	May	Jun	Jul	Ago	Sep	Total
Máximo	278,760	297,101	305,667	337,201	134,756	251,610	194,989	164,253	224,315	107,941	95,900	125,530	1.540,986
Mínimo	21,239	26,995	24,524	16,556	14,665	21,196	45,885	59,967	38,740	23,671	22,493	15,507	468,477
Media	89,588	100,645	101,681	87,175	63,129	74,173	91,422	108,986	86,910	56,389	41,959	49,504	951,562

Percentil 1%	21,630	28,041	25,099	17,968	17,142	23,035	46,136	61,228	42,417	24,943	22,674	17,224	484,815
Percentil 5%	23,189	31,566	27,178	22,670	25,204	29,912	47,938	65,174	54,108	28,866	23,389	22,778	535,598
Percentil 10%	24,952	35,912	30,538	27,252	28,080	35,125	54,513	67,906	58,116	30,495	25,365	24,672	621,434
Percentil 25%	44,385	59,544	50,137	44,217	43,898	55,005	63,987	84,243	66,226	39,536	30,930	33,043	744,747
Percentil 50%	65,796	84,083	73,949	66,197	57,847	69,944	82,645	110,297	81,277	55,131	37,016	44,758	895,312
Desviación típica	67,619	65,797	77,355	74,211	30,835	44,625	35,935	29,850	34,840	21,870	17,819	26,670	288,822
Coef. variación	0,755	0,654	0,761	0,851	0,488	0,602	0,393	0,274	0,401	0,388	0,425	0,539	0,304



1305. Embalse de Sotón

1940/2005
(hm³)

Serie completa

	Oct	Nov	Dic	Ene	Feb	Mar	Abr	May	Jun	Jul	Ago	Sep	Total
Máximo	13,114	18,930	12,585	23,848	8,311	13,905	23,627	10,508	7,943	3,169	3,543	10,592	70,898
Mínimo	0,212	0,177	0,366	0,241	0,221	0,199	0,199	0,366	0,349	0,279	0,263	0,201	5,808
Media	2,064	2,727	2,984	3,241	2,236	2,542	2,889	2,256	1,643	1,003	0,915	1,421	25,922

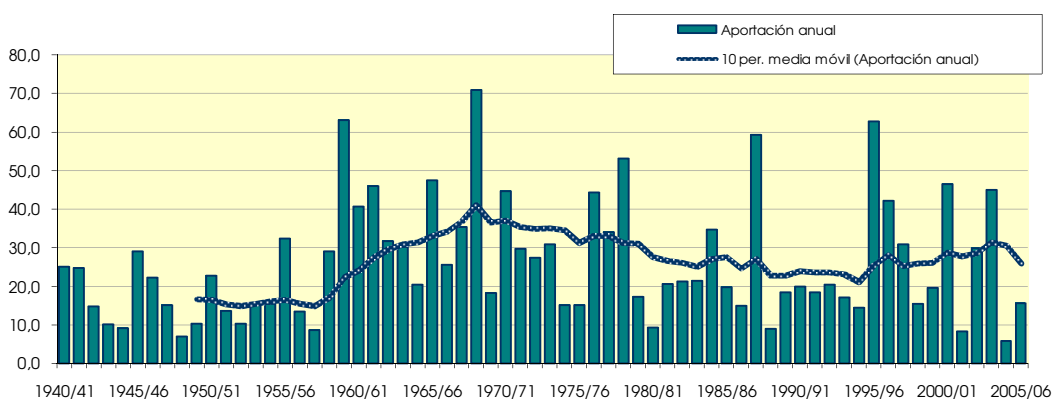
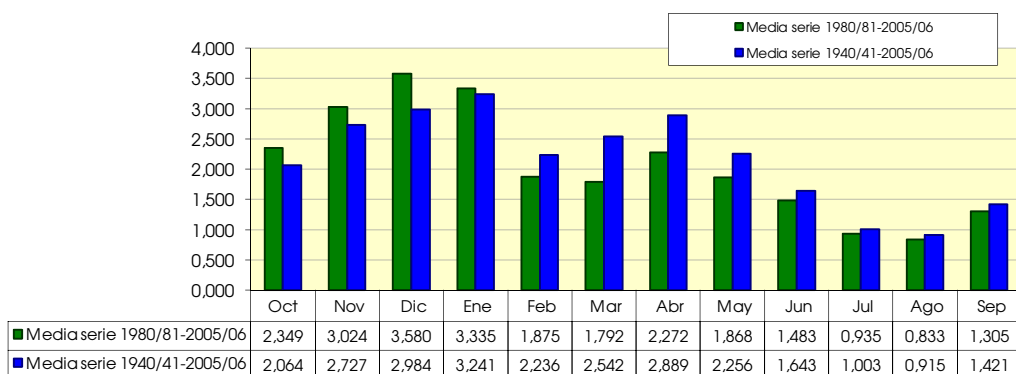
Percentil 1%	0,228	0,180	0,382	0,241	0,226	0,204	0,291	0,395	0,350	0,292	0,272	0,238	6,569
Percentil 5%	0,271	0,331	0,457	0,302	0,272	0,370	0,429	0,545	0,453	0,393	0,281	0,339	8,700
Percentil 10%	0,410	0,371	0,636	0,453	0,435	0,458	0,542	0,668	0,539	0,417	0,406	0,378	9,703
Percentil 25%	0,525	0,661	1,031	0,743	0,846	0,842	0,994	1,013	0,698	0,684	0,546	0,599	15,137
Percentil 50%	1,024	1,469	1,917	1,578	1,509	1,629	1,659	1,916	1,329	0,838	0,757	0,881	20,928
Desviación típica	2,537	3,397	2,781	4,212	2,022	2,713	3,491	1,763	1,337	0,590	0,626	1,591	15,135
Coef. variación	1,229	1,246	0,932	1,299	0,904	1,067	1,208	0,781	0,814	0,588	0,684	1,120	0,584

1980/2005
(hm³)

Serie para asignación y reserva

	Oct	Nov	Dic	Ene	Feb	Mar	Abr	May	Jun	Jul	Ago	Sep	Total
Máximo	10,966	13,418	12,585	23,848	8,236	6,867	9,090	4,337	7,943	3,003	2,245	3,855	62,773
Mínimo	0,212	0,274	0,366	0,241	0,229	0,199	0,340	0,425	0,351	0,279	0,263	0,201	5,808
Media	2,349	3,024	3,580	3,335	1,875	1,792	2,272	1,868	1,483	0,935	0,833	1,305	24,652

Percentil 1%	0,228	0,287	0,373	0,253	0,236	0,242	0,341	0,454	0,369	0,295	0,266	0,215	6,424
Percentil 5%	0,306	0,387	0,413	0,302	0,258	0,388	0,374	0,545	0,428	0,355	0,278	0,276	8,453
Percentil 10%	0,410	0,588	0,530	0,389	0,350	0,458	0,478	0,646	0,479	0,404	0,279	0,353	9,141
Percentil 25%	0,512	1,244	1,099	0,733	0,667	0,634	0,945	0,976	0,629	0,529	0,454	0,552	15,483
Percentil 50%	1,288	2,440	2,293	1,427	1,169	1,029	1,659	1,769	1,132	0,764	0,607	0,881	19,862
Desviación típica	2,729	2,852	3,548	5,230	1,872	1,680	2,029	1,101	1,532	0,599	0,566	1,041	15,165
Coef. variación	1,162	0,943	0,991	1,568	0,998	0,937	0,893	0,590	1,033	0,640	0,679	0,798	0,615



1306. Embalse de La Sofonera

1940/2005

(hm³)

Serie completa

	Oct	Nov	Dic	Ene	Feb	Mar	Abr	May	Jun	Jul	Ago	Sep	Total
Máximo	17,010	24,089	16,244	34,182	12,011	18,837	32,646	13,816	10,788	4,279	4,171	15,286	96,239
Mínimo	0,278	0,244	0,477	0,316	0,302	0,271	0,271	0,481	0,446	0,373	0,355	0,272	7,519
Media	2,653	3,482	3,817	4,383	3,010	3,415	3,858	3,020	2,191	1,314	1,176	1,909	34,229

Percentil 1%	0,302	0,247	0,494	0,321	0,304	0,280	0,382	0,506	0,448	0,387	0,364	0,314	9,316
Percentil 5%	0,365	0,424	0,552	0,389	0,356	0,478	0,542	0,703	0,582	0,509	0,381	0,446	10,939
Percentil 10%	0,520	0,481	0,785	0,593	0,560	0,589	0,695	0,864	0,709	0,547	0,533	0,503	12,118
Percentil 25%	0,681	0,825	1,291	0,938	1,082	1,080	1,266	1,320	0,904	0,881	0,716	0,740	19,423
Percentil 50%	1,258	1,772	2,347	2,070	1,965	2,032	2,217	2,450	1,743	1,098	1,009	1,141	27,237
Desviación típica	3,352	4,436	3,686	5,976	2,823	3,749	4,819	2,473	1,847	0,805	0,773	2,277	21,047
Coef. variación	1,264	1,274	0,966	1,363	0,938	1,098	1,249	0,819	0,843	0,613	0,657	1,193	0,615

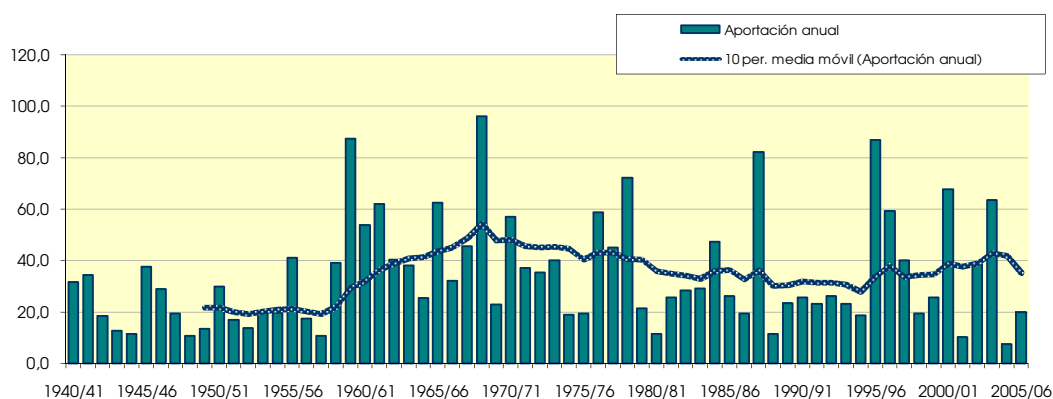
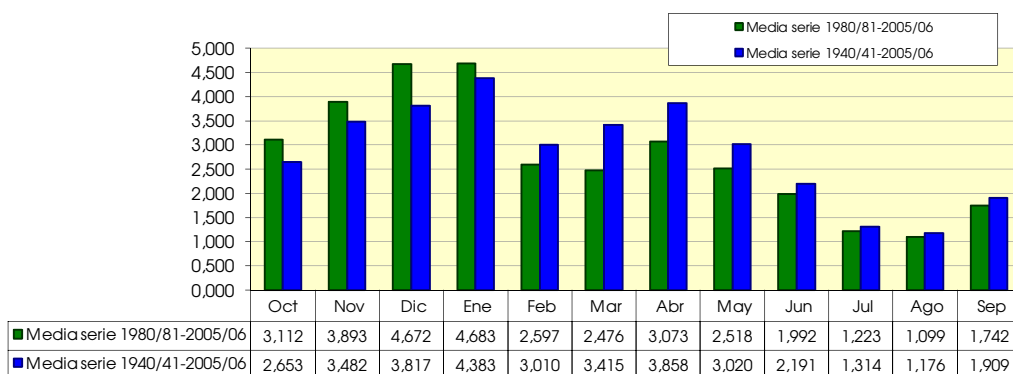
1980/2005

(hm³)

Serie para asignación y reserva

	Oct	Nov	Dic	Ene	Feb	Mar	Abr	May	Jun	Jul	Ago	Sep	Total
Máximo	14,738	18,006	16,244	34,182	12,011	9,951	12,993	5,982	10,788	4,152	2,902	5,136	87,013
Mínimo	0,278	0,354	0,477	0,316	0,305	0,271	0,442	0,540	0,449	0,373	0,355	0,272	7,519
Media	3,112	3,893	4,672	4,683	2,597	2,476	3,073	2,518	1,992	1,223	1,099	1,742	33,080

Percentil 1%	0,301	0,372	0,483	0,328	0,312	0,324	0,444	0,580	0,476	0,392	0,358	0,288	8,210
Percentil 5%	0,402	0,490	0,524	0,388	0,334	0,504	0,483	0,703	0,559	0,464	0,369	0,362	10,576
Percentil 10%	0,520	0,727	0,667	0,502	0,450	0,589	0,622	0,852	0,624	0,524	0,374	0,474	11,476
Percentil 25%	0,663	1,578	1,334	0,934	0,875	0,827	1,172	1,214	0,812	0,696	0,592	0,705	19,571
Percentil 50%	1,700	2,904	2,884	1,861	1,520	1,399	2,204	2,259	1,455	0,997	0,796	1,156	25,660
Desviación típica	3,758	3,871	4,753	7,592	2,721	2,458	2,881	1,583	2,092	0,808	0,758	1,401	21,791
Coef. variación	1,207	0,994	1,017	1,621	1,048	0,992	0,937	0,629	1,050	0,660	0,690	0,804	0,659



1307. Embalse de Alto Alcanadre

1940/2005
(hm³)

Serie completa

	Oct	Nov	Dic	Ene	Feb	Mar	Abr	May	Jun	Jul	Ago	Sep	Total
Máximo	65,332	50,823	56,319	75,122	38,392	52,702	51,303	36,362	39,332	16,968	18,518	28,997	279,757
Mínimo	1,713	1,246	2,432	1,819	1,658	1,537	1,612	3,659	2,970	2,316	1,885	1,584	30,824
Media	11,449	13,123	15,310	15,111	12,462	13,482	13,542	14,269	10,952	7,137	5,941	7,221	139,999

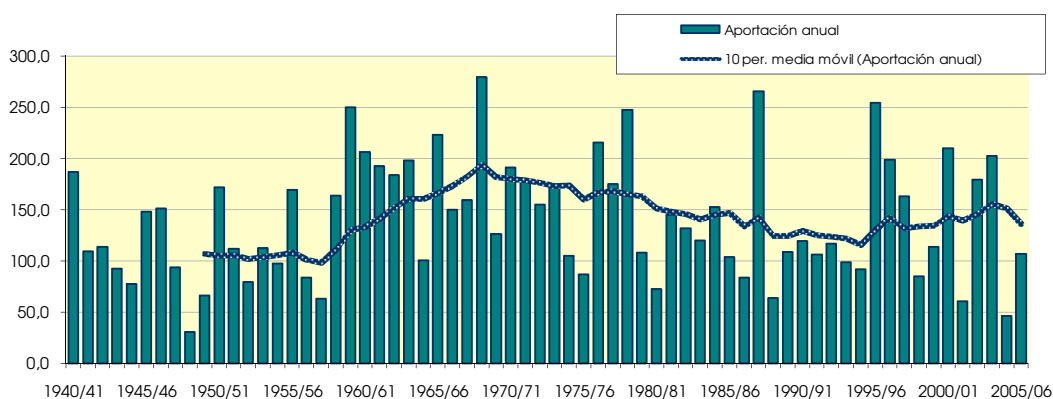
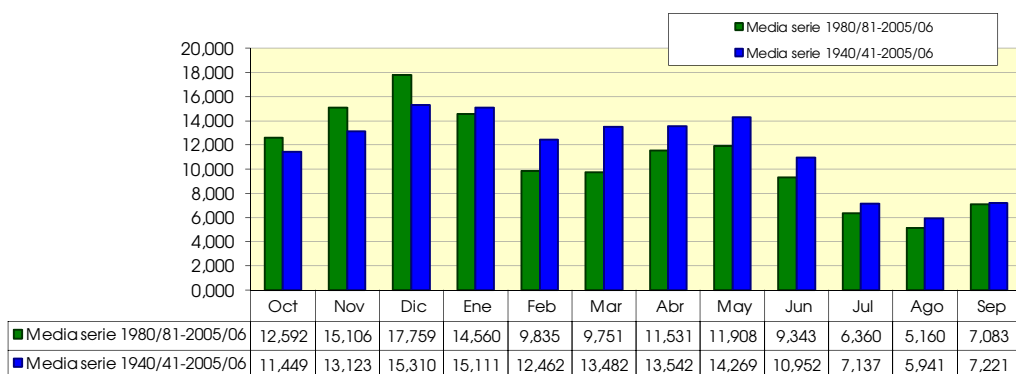
Percentil 1%	1,763	1,354	2,630	1,883	1,830	1,546	2,236	3,712	3,415	2,319	1,943	1,796	40,814
Percentil 5%	2,034	2,731	3,321	2,653	2,771	3,152	4,122	4,924	3,983	3,087	2,137	2,616	63,365
Percentil 10%	3,108	3,278	4,161	4,130	4,203	4,151	4,985	6,093	4,622	3,725	2,892	3,028	75,093
Percentil 25%	4,283	5,487	6,997	6,136	6,252	6,458	7,833	8,861	6,149	5,065	4,026	4,388	97,647
Percentil 50%	6,415	9,660	10,914	9,950	9,764	10,156	10,426	14,064	9,595	6,444	5,103	5,746	123,290
Desviación típica	11,875	11,254	12,070	14,434	8,954	10,419	8,970	7,175	6,450	3,225	3,039	4,872	57,722
Coef. variación	1,037	0,858	0,788	0,955	0,718	0,773	0,662	0,503	0,589	0,452	0,512	0,675	0,412

1980/2005
(hm³)

Serie para asignación y reserva

	Oct	Nov	Dic	Ene	Feb	Mar	Abr	May	Jun	Jul	Ago	Sep	Total
Máximo	46,171	44,072	56,319	75,122	30,524	29,837	36,775	23,106	39,332	14,875	10,862	18,225	265,727
Mínimo	1,789	2,391	2,821	1,819	1,922	1,551	2,571	4,146	3,654	2,320	1,974	1,584	46,193
Media	12,592	15,106	17,759	14,560	9,835	9,751	11,531	11,908	9,343	6,360	5,160	7,083	130,987

Percentil 1%	1,834	2,525	2,927	2,011	2,088	1,907	2,718	4,327	3,694	2,474	1,984	1,802	49,886
Percentil 5%	2,243	3,263	3,321	2,653	2,600	2,975	3,540	5,005	3,842	2,961	2,040	2,498	61,662
Percentil 10%	3,108	4,368	3,830	3,529	2,988	3,378	4,755	5,715	4,275	3,138	2,158	2,745	68,042
Percentil 25%	3,864	8,965	7,332	5,621	5,212	5,011	7,610	7,421	5,327	3,992	3,558	4,605	93,674
Percentil 50%	7,172	12,710	12,521	9,077	7,851	6,900	9,228	10,936	8,315	5,992	4,456	5,746	115,433
Desviación típica	11,982	10,895	15,500	16,574	6,812	7,040	7,396	5,312	7,056	2,975	2,631	4,073	57,855
Coef. variación	0,952	0,721	0,873	1,138	0,693	0,722	0,641	0,446	0,755	0,468	0,510	0,575	0,442



1308. Embalse de Alcanadre Medio

1940/2005
(hm³)

Serie completa

	Oct	Nov	Dic	Ene	Feb	Mar	Abr	May	Jun	Jul	Ago	Sep	Total
Máximo	107,416	81,482	89,624	146,483	58,981	96,002	110,866	56,017	62,664	25,533	25,787	54,756	472,498
Mínimo	2,591	1,922	3,485	2,617	2,559	2,373	2,465	5,035	4,219	3,455	2,950	2,378	43,910
Media	16,652	18,844	22,129	23,205	18,238	20,586	21,001	20,517	15,624	10,062	8,585	10,653	206,094

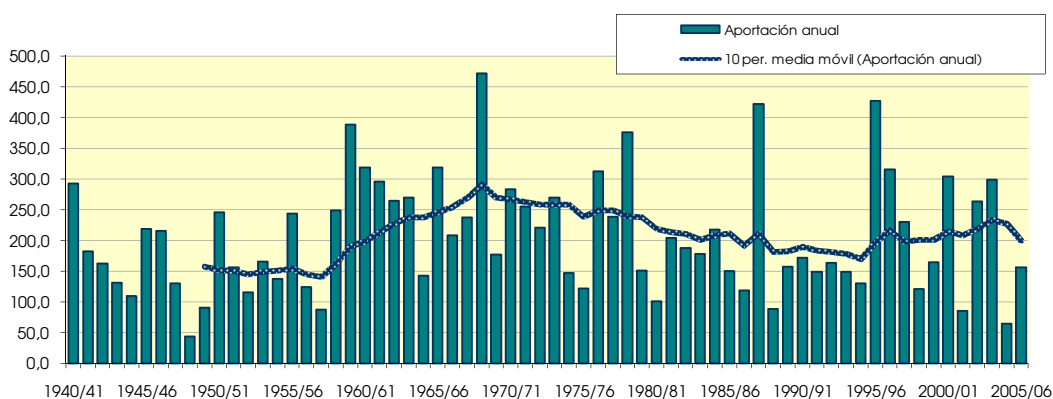
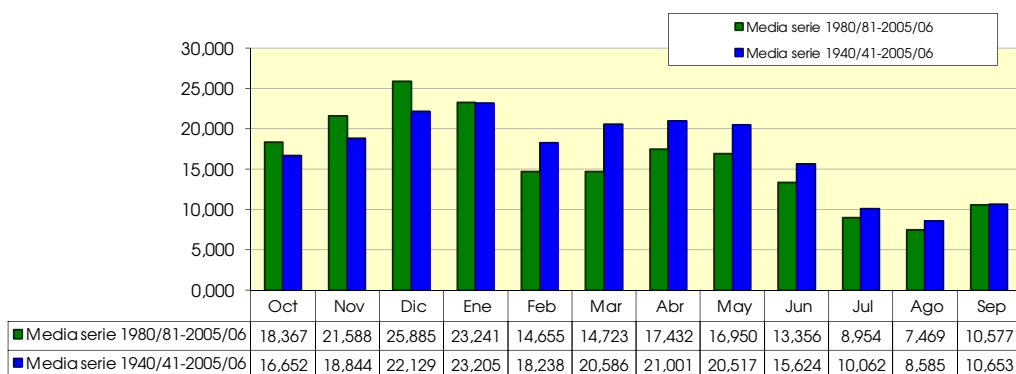
Percentil 1%	2,620	2,079	3,795	2,729	2,738	2,391	3,303	5,140	4,817	3,479	2,971	2,732	57,529
Percentil 5%	3,009	3,991	4,733	3,713	3,924	4,505	5,829	6,711	5,611	4,444	3,284	3,756	88,332
Percentil 10%	4,425	4,603	5,840	5,715	5,876	5,769	7,115	8,406	6,415	5,266	4,273	4,345	105,464
Percentil 25%	5,993	7,642	9,762	8,671	8,663	9,213	10,823	11,922	8,380	7,305	5,819	6,134	138,795
Percentil 50%	8,737	13,002	15,722	14,036	13,560	14,142	14,898	20,601	13,264	9,032	7,354	8,079	180,094
Desviación típica	18,349	16,929	18,300	25,860	13,878	18,093	17,411	11,172	9,915	4,539	4,467	8,402	92,967
Coef. variación	1,102	0,898	0,827	1,114	0,761	0,879	0,829	0,545	0,635	0,451	0,520	0,789	0,451

1980/2005
(hm³)

Serie para asignación y reserva

	Oct	Nov	Dic	Ene	Feb	Mar	Abr	May	Jun	Jul	Ago	Sep	Total
Máximo	67,290	66,887	89,624	146,483	48,172	46,578	69,036	34,256	62,664	21,581	16,483	32,034	426,945
Mínimo	2,636	3,416	3,961	2,617	2,834	2,373	3,754	5,802	5,139	3,492	2,983	2,378	64,863
Media	18,367	21,588	25,885	23,241	14,655	14,723	17,432	16,950	13,356	8,954	7,469	10,577	193,198

Percentil 1%	2,696	3,600	4,120	2,863	3,046	2,826	3,938	5,996	5,207	3,697	3,017	2,702	69,935
Percentil 5%	3,245	4,563	4,733	3,713	3,692	4,205	5,008	6,794	5,437	4,319	3,153	3,692	86,127
Percentil 10%	4,425	5,988	5,444	4,912	4,179	4,747	6,672	7,911	5,958	4,557	3,310	3,899	95,134
Percentil 25%	5,478	12,295	10,157	7,718	7,231	7,036	10,649	10,387	7,429	5,787	5,087	6,399	134,867
Percentil 50%	9,706	17,697	17,524	12,499	10,765	9,607	13,316	15,411	11,618	8,552	6,491	8,079	164,333
Desviación típica	18,117	16,115	23,872	31,814	11,376	11,509	13,338	8,026	11,257	4,151	3,742	6,770	95,066
Coef. variación	0,986	0,746	0,922	1,369	0,776	0,782	0,765	0,474	0,843	0,464	0,501	0,640	0,492



1309. Río Ara, en Jánovas

1940/2005
(hm³)

Serie completa

	Oct	Nov	Dic	Ene	Feb	Mar	Abr	May	Jun	Jul	Ago	Sep	Total
Máximo	200,673	157,083	113,039	149,498	134,190	141,269	110,983	143,605	152,084	64,853	65,851	72,724	778,486
Mínimo	4,042	2,801	4,564	5,628	4,688	8,339	11,362	23,553	18,810	9,885	5,544	3,546	183,107
Media	42,660	46,729	37,231	39,064	34,650	40,833	47,308	65,837	59,549	25,957	15,128	22,970	477,915

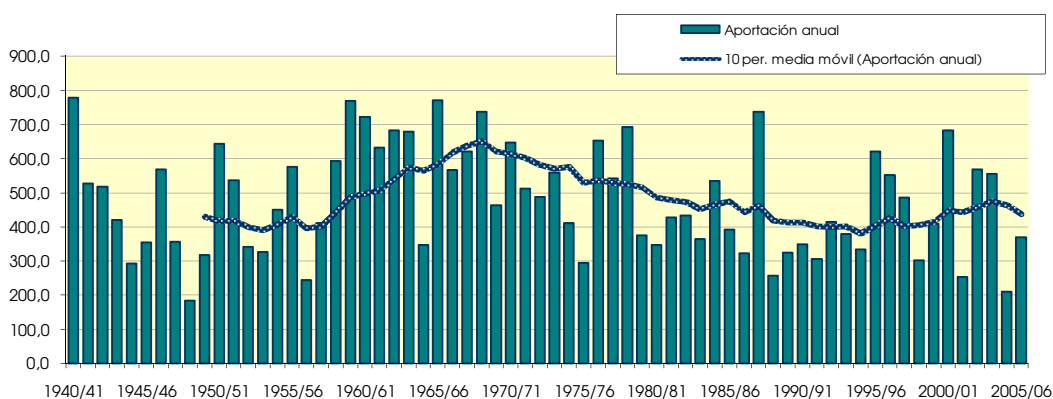
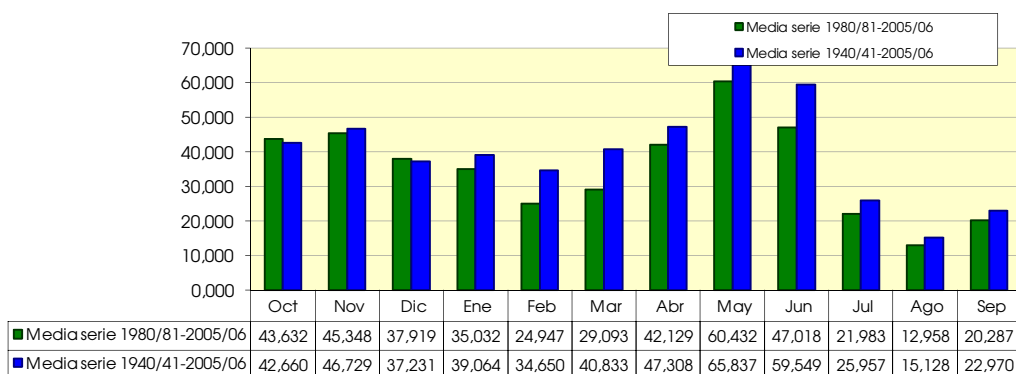
Percentil 1%	4,838	4,520	7,249	6,809	6,212	10,511	11,977	23,761	20,854	10,050	5,616	5,406	200,165
Percentil 5%	6,714	6,252	10,018	10,771	9,878	12,387	16,982	28,279	25,988	10,866	6,039	7,316	254,964
Percentil 10%	9,172	11,346	13,357	12,412	12,584	12,918	20,671	33,743	28,153	13,292	6,382	8,875	298,346
Percentil 25%	15,759	17,443	18,819	16,672	18,108	19,339	27,968	46,762	36,749	17,383	9,110	12,192	348,525
Percentil 50%	27,705	36,277	30,741	30,610	30,820	30,134	43,325	66,674	52,383	23,116	12,873	16,621	456,212
Desviación típica	39,487	37,947	24,118	30,715	24,241	32,689	24,299	25,899	29,632	11,979	9,715	14,778	156,635
Coef. variación	0,926	0,812	0,648	0,786	0,700	0,801	0,514	0,393	0,498	0,461	0,642	0,643	0,328

1980/2005
(hm³)

Serie para asignación y reserva

	Oct	Nov	Dic	Ene	Feb	Mar	Abr	May	Jun	Jul	Ago	Sep	Total
Máximo	149,499	117,358	113,039	149,498	52,782	129,094	97,321	108,840	149,136	50,625	38,386	46,803	736,663
Mínimo	5,266	5,805	8,695	7,444	7,032	8,339	16,812	23,873	25,514	10,638	5,544	3,546	209,351
Media	43,632	45,348	37,919	35,032	24,947	29,093	42,129	60,432	47,018	21,983	12,958	20,287	420,779

Percentil 1%	5,472	7,468	8,772	7,952	7,730	9,351	16,982	24,819	25,610	11,122	5,662	4,462	220,509
Percentil 5%	7,315	12,789	9,201	9,845	9,878	12,387	17,755	28,279	26,246	12,680	6,061	7,216	254,964
Percentil 10%	11,460	14,899	10,236	11,049	10,796	12,477	19,545	30,615	27,465	13,292	6,437	8,021	280,435
Percentil 25%	16,551	18,816	15,509	15,362	14,300	16,561	27,968	44,708	31,825	15,634	8,067	12,481	326,688
Percentil 50%	33,532	38,941	30,002	19,950	24,217	22,233	39,532	66,735	40,474	18,820	10,886	15,957	386,226
Desviación típica	35,088	33,481	30,103	33,104	12,130	24,267	20,927	22,376	24,919	9,614	7,552	11,795	134,875
Coef. variación	0,804	0,738	0,794	0,945	0,486	0,834	0,497	0,370	0,530	0,437	0,583	0,581	0,321



1310. Embalse de El Grado

1940/2005

(hm³)

Serie completa

	Oct	Nov	Dic	Ene	Feb	Mar	Abr	May	Jun	Jul	Ago	Sep	Total
Máximo	588,334	394,850	288,797	438,713	340,113	342,327	305,868	442,800	418,831	212,186	253,480	225,613	2.388,426
Mínimo	12,564	9,299	13,805	17,065	14,574	21,785	30,147	62,899	52,252	33,316	18,805	13,823	565,320
Media	118,555	124,306	97,124	105,099	90,883	109,118	133,027	207,084	183,744	86,078	53,180	73,125	1.381,322

Percentil 1%	15,724	14,789	22,780	21,958	17,963	27,364	33,252	67,366	56,606	33,940	19,164	18,341	610,627
Percentil 5%	23,620	19,844	28,279	30,460	27,890	31,723	48,079	88,551	82,670	38,074	24,780	23,390	769,849
Percentil 10%	30,943	33,163	35,494	34,633	32,594	36,805	56,058	92,550	96,887	43,296	27,330	29,988	834,857
Percentil 25%	48,180	51,730	46,667	43,392	46,709	51,400	79,356	140,259	124,282	56,996	34,678	41,724	986,104
Percentil 50%	79,395	94,077	71,575	71,661	80,946	84,553	119,241	203,424	168,739	77,783	44,601	58,756	1.328,431
Desviación típica	106,599	97,867	61,934	84,426	62,355	81,572	67,823	84,785	84,246	39,120	33,735	45,077	450,196
Coef. variación	0,899	0,787	0,638	0,803	0,686	0,748	0,510	0,409	0,458	0,454	0,634	0,616	0,326

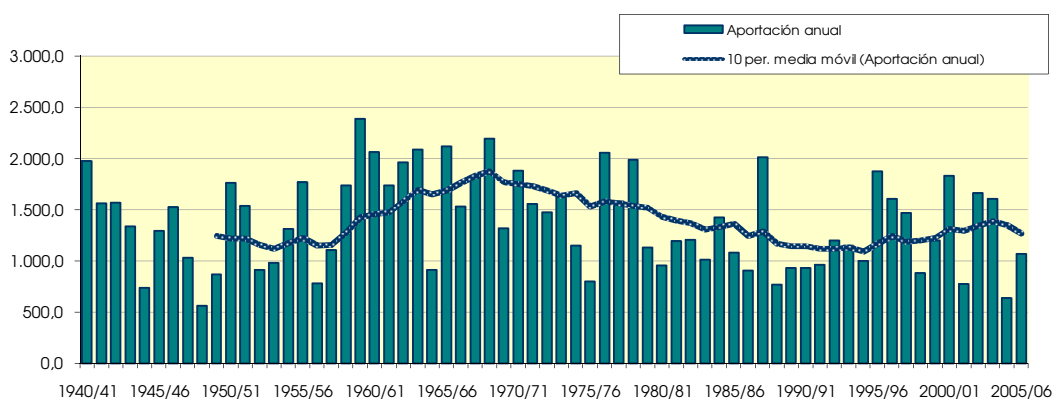
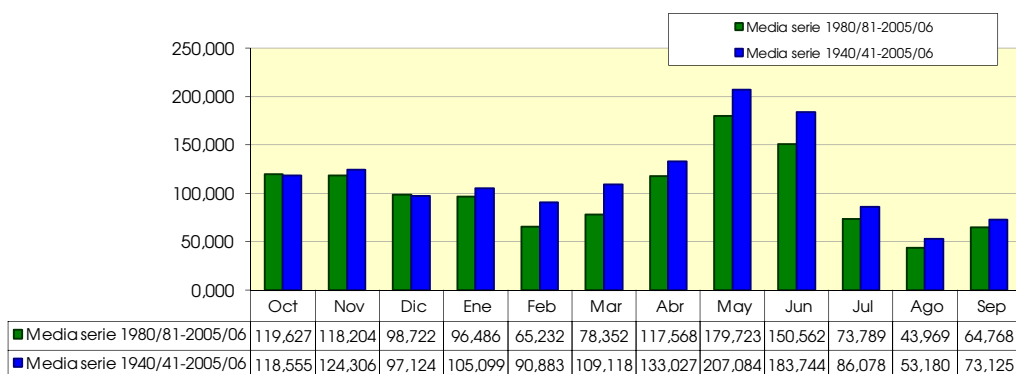
1980/2005

(hm³)

Serie para asignación y reserva

	Oct	Nov	Dic	Ene	Feb	Mar	Abr	May	Jun	Jul	Ago	Sep	Total
Máximo	387,198	327,740	288,797	438,713	130,966	307,371	267,625	304,003	391,741	145,505	107,396	169,875	2.012,020
Mínimo	17,426	17,884	27,613	24,593	19,788	21,785	47,662	62,899	82,468	37,339	18,805	13,823	635,024
Media	119,627	118,204	98,722	96,486	65,232	78,352	117,568	179,723	150,562	73,789	43,969	64,768	1.207,001

Percentil 1%	17,603	22,365	27,660	25,182	21,627	25,148	48,009	69,231	82,670	38,074	20,380	15,582	668,273
Percentil 5%	22,676	37,028	28,092	28,116	27,252	35,260	50,656	88,551	83,318	40,305	25,290	21,331	769,849
Percentil 10%	37,825	43,226	30,312	32,887	28,539	37,137	55,653	89,593	89,152	40,990	26,072	25,301	827,831
Percentil 25%	49,150	55,845	41,862	37,413	40,524	44,081	74,560	127,688	118,269	52,609	29,404	43,705	940,847
Percentil 50%	84,675	96,914	75,807	56,012	63,226	58,762	112,021	191,629	134,235	70,278	40,057	53,728	1.116,697
Desviación típica	94,166	85,133	75,676	94,404	30,165	59,941	55,524	67,724	63,152	29,388	19,710	35,948	370,327
Coef. variación	0,787	0,720	0,767	0,978	0,462	0,765	0,472	0,377	0,419	0,398	0,448	0,555	0,307



1321. Sabiánigo (Embalse de Sabiánigo)

1940/2005
(hm³)

Serie completa

	Oct	Nov	Dic	Ene	Feb	Mar	Abr	May	Jun	Jul	Ago	Sep	Total
Máximo	174,051	157,550	144,785	141,434	114,957	159,285	118,343	188,221	167,745	86,838	81,442	84,323	935,449
Mínimo	13,478	10,914	11,924	7,531	6,873	10,170	19,619	32,319	25,296	11,442	12,431	9,870	273,590
Media	50,026	56,915	48,617	43,704	37,264	51,957	60,321	84,710	74,582	45,538	30,347	31,967	615,948

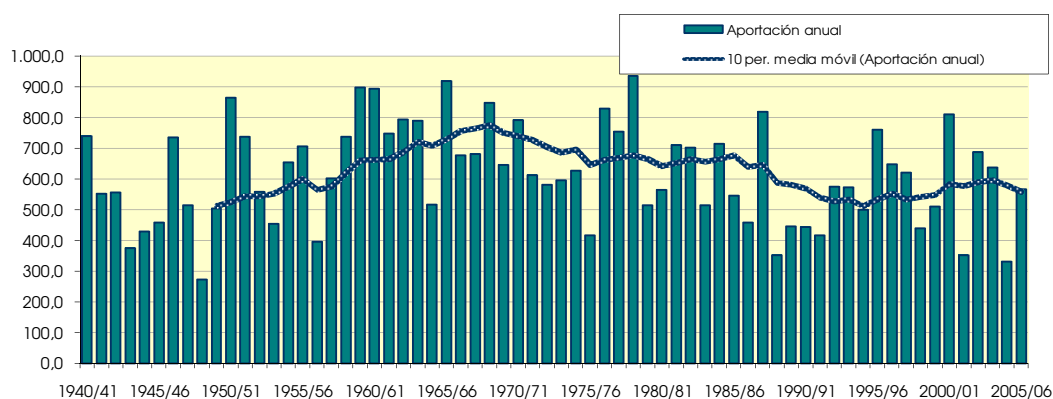
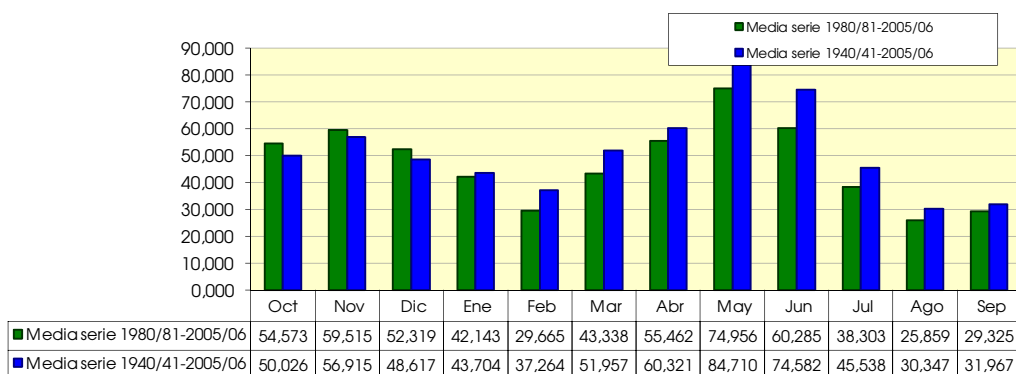
Percentil 1%	14,213	11,977	13,259	9,219	7,973	12,750	25,793	32,888	29,092	14,655	13,526	10,688	310,769
Percentil 5%	15,390	17,553	16,255	13,900	13,672	17,211	31,124	43,038	36,506	19,188	15,139	12,910	358,572
Percentil 10%	17,823	18,485	19,272	14,992	15,200	21,622	36,470	50,468	39,017	21,987	16,503	15,587	416,683
Percentil 25%	25,279	29,751	26,945	23,725	22,142	29,806	40,817	59,477	53,295	31,271	20,721	20,287	506,230
Percentil 50%	38,723	48,986	37,356	34,574	32,198	42,371	56,617	83,927	68,212	47,127	26,893	28,267	607,926
Desviación típica	34,801	35,855	30,248	30,905	22,467	31,027	23,448	32,024	29,887	18,477	13,078	16,649	161,025
Coef. variación	0,696	0,630	0,622	0,707	0,603	0,597	0,389	0,378	0,401	0,406	0,431	0,521	0,261

1980/2005
(hm³)

Serie para asignación y reserva

	Oct	Nov	Dic	Ene	Feb	Mar	Abr	May	Jun	Jul	Ago	Sep	Total
Máximo	158,342	152,060	144,785	133,770	61,488	147,425	96,214	130,113	111,904	72,735	60,197	72,348	819,609
Mínimo	13,478	18,327	15,831	10,127	6,873	14,139	29,367	40,343	25,296	11,442	12,431	9,870	330,788
Media	54,573	59,515	52,319	42,143	29,665	43,338	55,462	74,956	60,285	38,303	25,859	29,325	565,743

Percentil 1%	13,761	18,406	15,896	11,187	8,610	14,938	29,732	41,552	27,772	12,941	12,852	10,607	335,998
Percentil 5%	14,761	18,824	16,255	14,385	14,309	18,685	31,124	46,612	35,923	17,851	14,142	13,249	351,882
Percentil 10%	15,559	21,632	17,361	14,915	15,843	22,763	33,734	51,134	39,320	19,286	15,371	14,869	384,650
Percentil 25%	25,279	34,583	26,655	24,171	22,052	29,470	42,653	58,451	48,353	23,804	18,446	18,714	449,508
Percentil 50%	43,505	50,309	37,484	35,306	29,581	38,075	54,715	76,783	56,998	35,584	24,213	25,502	565,164
Desviación típica	39,133	35,097	36,188	28,511	12,061	26,262	18,087	20,125	19,493	17,185	10,714	15,597	140,210
Coef. variación	0,717	0,590	0,692	0,677	0,407	0,606	0,326	0,268	0,323	0,449	0,414	0,532	0,248



1322. Río Gallego aguas arriba de Embalse de Peña (en Arzánigo)

1940/2005
(hm³)

Serie completa

	Oct	Nov	Dic	Ene	Feb	Mar	Abr	May	Jun	Jul	Ago	Sep	Total
Máximo	261,276	243,432	269,969	267,396	196,113	227,034	208,528	253,926	198,829	108,314	108,026	149,143	1.391,185
Mínimo	19,301	14,614	18,703	12,877	12,431	18,943	25,071	40,303	34,976	19,816	20,186	13,911	357,825
Media	69,938	80,733	76,844	73,966	64,473	78,501	86,604	110,277	94,765	58,693	41,734	45,618	882,147

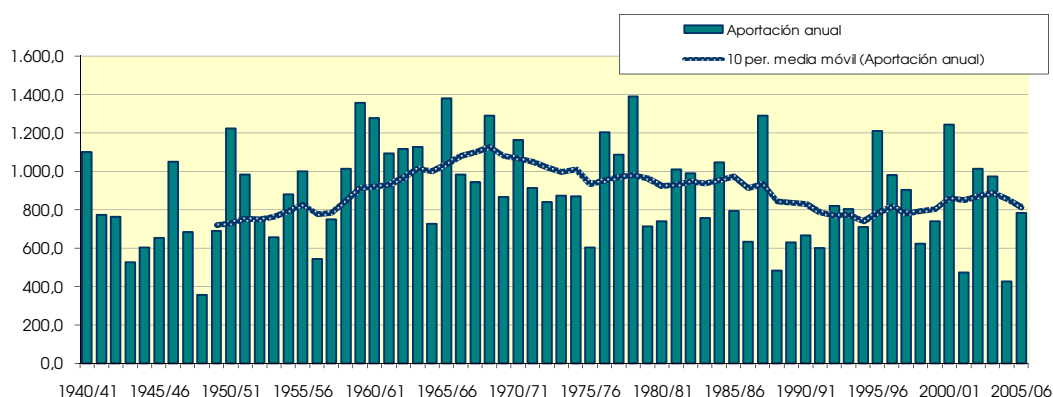
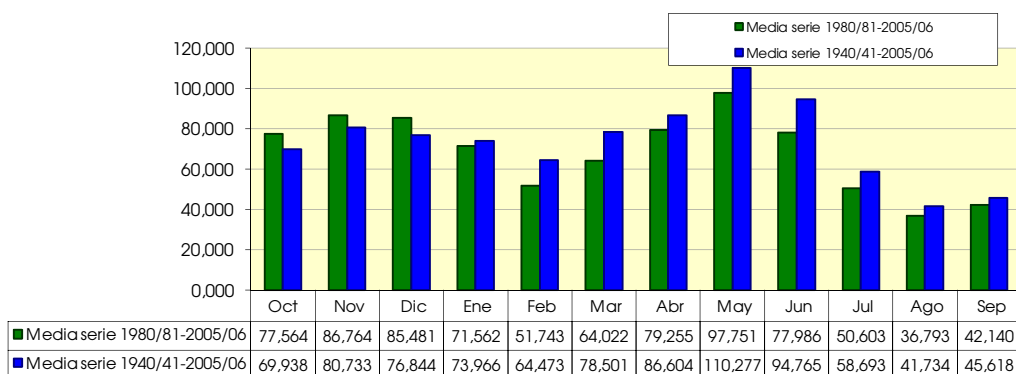
Percentil 1%	20,069	16,125	20,698	14,025	13,185	19,172	34,719	43,044	39,671	20,921	20,392	16,118	401,799
Percentil 5%	21,657	23,848	23,723	20,109	22,973	25,305	44,002	58,092	48,973	26,859	21,247	19,744	494,144
Percentil 10%	23,952	26,599	32,153	26,178	25,730	33,998	51,687	61,775	52,011	32,307	23,611	22,294	602,098
Percentil 25%	34,940	42,372	41,963	38,954	38,487	48,030	55,825	80,533	67,042	43,011	30,780	28,161	695,761
Percentil 50%	53,959	66,838	58,352	58,199	54,438	62,973	76,573	109,496	87,263	57,997	36,548	40,592	869,356
Desviación típica	51,692	53,895	50,676	52,491	39,457	46,771	37,585	42,658	37,943	22,125	17,004	24,477	251,783
Coef. variación	0,739	0,668	0,659	0,710	0,612	0,596	0,434	0,387	0,400	0,377	0,407	0,537	0,285

1980/2005
(hm³)

Serie para asignación y reserva

	Oct	Nov	Dic	Ene	Feb	Mar	Abr	May	Jun	Jul	Ago	Sep	Total
Máximo	240,776	243,432	269,969	267,396	106,482	219,889	158,534	153,375	185,328	95,116	84,966	106,615	1.291,695
Mínimo	19,301	24,515	21,772	14,643	12,431	19,295	39,915	53,808	34,976	19,816	20,186	13,911	425,478
Media	77,564	86,764	85,481	71,562	51,743	64,022	79,255	97,751	77,986	50,603	36,793	42,140	821,663

Percentil 1%	19,674	25,196	22,247	15,923	14,630	20,769	40,805	55,162	38,380	21,285	20,265	15,286	437,800
Percentil 5%	20,947	27,347	23,723	20,109	21,932	26,543	44,002	59,504	49,208	25,808	20,674	19,904	476,765
Percentil 10%	21,900	31,493	25,707	23,339	24,709	31,356	48,335	62,463	52,011	27,570	21,909	21,816	541,727
Percentil 25%	37,661	51,700	42,718	38,000	37,190	45,681	54,812	73,901	60,654	33,619	27,695	28,475	640,781
Percentil 50%	57,739	73,586	61,889	54,378	49,505	60,100	72,177	98,361	73,836	48,171	33,508	38,461	789,414
Desviación típica	57,721	54,888	65,076	57,448	23,626	38,697	29,240	26,049	28,890	20,071	15,225	21,683	234,019
Coef. variación	0,744	0,633	0,761	0,803	0,457	0,604	0,369	0,266	0,370	0,397	0,414	0,515	0,285



1326. Río Gallego aguas abajo de río Sotón

1940/2005

(hm³)

Serie completa

	Oct	Nov	Dic	Ene	Feb	Mar	Abr	May	Jun	Jul	Ago	Sep	Total
Máximo	331,801	319,369	315,524	378,948	245,079	266,663	314,268	301,616	236,800	130,686	124,721	211,885	1.729,627
Mínimo	21,547	16,329	22,313	15,367	15,009	21,504	27,398	44,552	39,232	24,187	22,892	15,817	422,087
Media	83,225	96,547	94,832	95,024	80,949	95,534	104,533	126,460	107,208	66,458	48,375	55,438	1.054,582

Percentil 1%	22,529	17,989	24,083	16,363	15,573	22,752	40,038	48,331	43,644	24,357	23,376	19,233	457,590
Percentil 5%	25,018	26,953	28,646	23,097	27,203	29,711	48,466	65,625	54,850	30,453	24,164	23,387	567,789
Percentil 10%	27,698	31,592	36,022	32,746	30,609	39,376	58,124	67,816	60,006	36,834	28,150	26,291	698,518
Percentil 25%	39,721	49,630	51,253	48,413	48,536	57,198	66,458	93,085	75,632	49,185	35,822	33,483	825,400
Percentil 50%	60,533	77,329	70,801	70,751	66,275	74,768	94,783	122,018	97,177	64,718	42,510	47,100	1.003,547
Desviación típica	64,566	68,083	63,877	72,449	50,524	59,109	51,723	51,062	44,241	24,782	19,745	33,013	323,533
Coef. variación	0,776	0,705	0,674	0,762	0,624	0,619	0,495	0,404	0,413	0,373	0,408	0,595	0,307

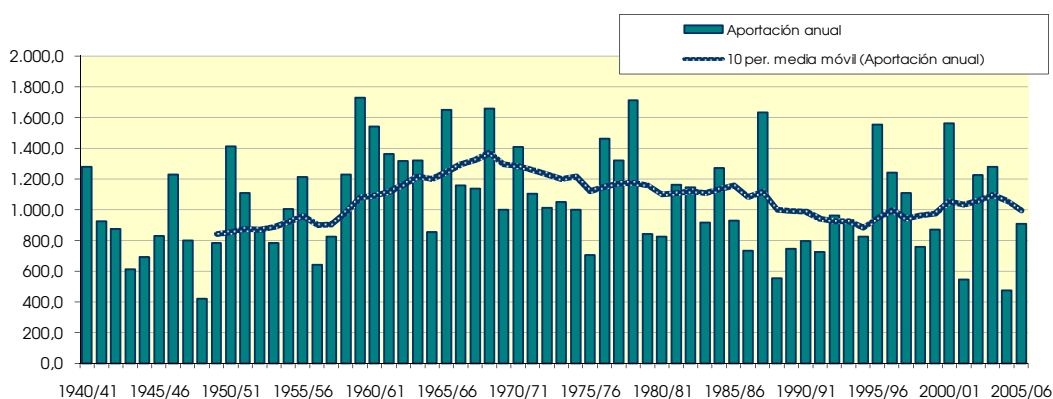
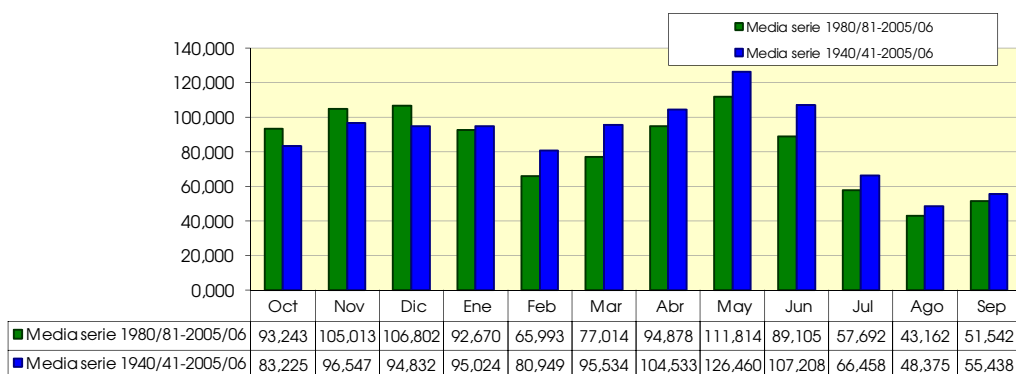
1980/2005

(hm³)

Serie para asignación y reserva

	Oct	Nov	Dic	Ene	Feb	Mar	Abr	May	Jun	Jul	Ago	Sep	Total
Máximo	295,540	319,369	315,524	378,948	142,935	263,809	210,971	167,541	236,800	112,310	98,794	131,859	1.634,739
Mínimo	21,547	27,382	25,036	16,899	15,009	21,504	47,363	61,171	39,232	24,448	22,892	15,817	476,708
Media	93,243	105,013	106,802	92,670	65,993	77,014	94,878	111,814	89,105	57,692	43,162	51,542	988,926

Percentil 1%	21,963	28,547	25,619	18,326	17,549	23,395	47,367	62,322	42,998	25,631	23,078	17,612	493,756
Percentil 5%	23,657	32,489	27,790	23,097	25,745	30,469	48,466	66,092	54,973	29,337	23,871	23,387	547,010
Percentil 10%	25,546	36,691	31,261	27,991	28,447	35,785	55,070	68,980	58,892	31,092	26,245	25,194	640,263
Percentil 25%	45,600	61,159	51,535	45,518	45,095	56,324	68,021	87,413	66,987	40,839	31,444	34,659	767,082
Percentil 50%	67,146	86,254	77,450	69,080	59,608	70,933	84,747	112,739	82,513	56,277	37,771	45,999	924,273
Desviación típica	71,793	70,131	82,095	83,209	33,296	47,091	38,906	31,214	36,965	22,462	18,525	27,888	312,416
Coef. variación	0,770	0,668	0,769	0,898	0,505	0,611	0,410	0,279	0,415	0,389	0,429	0,541	0,316



1329. Río Gallego bajo

1940/2005
(hm³)

Serie completa

	Oct	Nov	Dic	Ene	Feb	Mar	Abr	May	Jun	Jul	Ago	Sep	Total
Máximo	358,679	336,115	319,417	414,752	251,318	293,548	369,871	319,557	248,597	131,376	126,544	224,860	1.805,408
Mínimo	21,675	16,458	22,513	15,489	15,172	21,659	27,548	44,801	39,409	24,405	23,076	16,005	440,687
Media	84,791	99,039	96,264	98,154	82,617	98,581	107,551	128,743	109,104	66,814	48,881	57,170	1.077,709

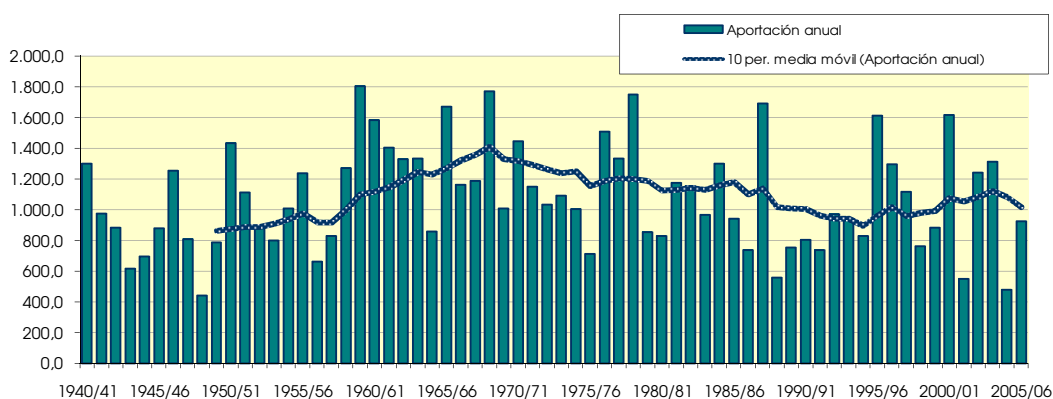
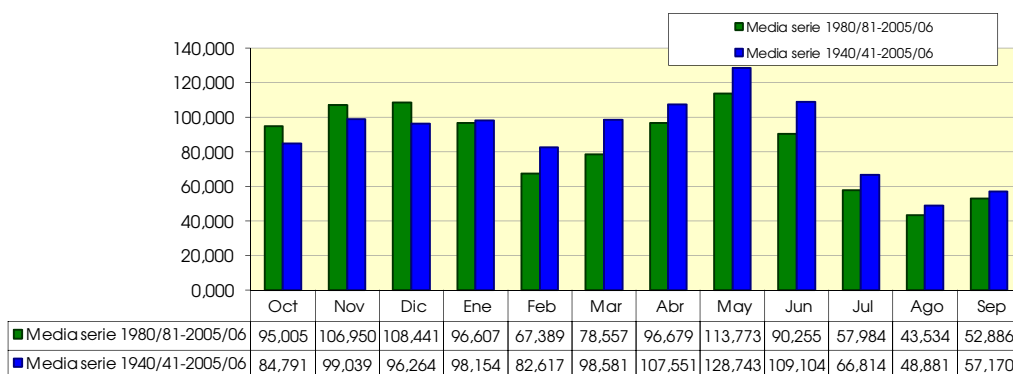
Percentil 1%	22,682	18,120	24,244	16,479	15,739	22,934	40,251	48,559	43,818	24,653	23,568	19,414	466,748
Percentil 5%	25,167	27,176	28,928	23,270	27,362	29,885	48,690	65,966	55,074	30,678	24,703	23,623	572,566
Percentil 10%	27,849	31,873	36,182	33,040	30,932	39,515	58,303	68,042	60,429	37,012	28,359	26,465	705,292
Percentil 25%	40,498	50,060	54,017	48,622	49,336	57,807	68,542	93,803	75,966	49,368	36,098	33,815	829,909
Percentil 50%	60,787	80,166	71,661	71,903	66,585	75,177	95,126	122,770	97,763	65,113	42,779	47,679	1.009,885
Desviación típica	67,172	72,466	65,348	77,814	52,143	64,034	58,439	53,544	46,380	24,871	20,099	35,809	337,778
Coef. variación	0,792	0,732	0,679	0,793	0,631	0,650	0,543	0,416	0,425	0,372	0,411	0,626	0,313

1980/2005
(hm³)

Serie para asignación y reserva

	Oct	Nov	Dic	Ene	Feb	Mar	Abr	May	Jun	Jul	Ago	Sep	Total
Máximo	303,546	336,115	319,417	414,752	148,004	269,238	229,555	185,858	248,597	112,943	99,116	143,855	1.692,990
Mínimo	21,675	27,518	25,176	17,012	15,172	21,659	47,565	61,426	39,409	24,786	23,076	16,005	480,782
Media	95,005	106,950	108,441	96,607	67,389	78,557	96,679	113,773	90,255	57,984	43,534	52,886	1.008,059

Percentil 1%	22,096	28,705	25,761	18,450	17,700	23,545	47,574	62,769	43,189	25,934	23,265	17,812	497,961
Percentil 5%	23,809	32,707	28,029	23,270	25,857	30,620	48,690	66,925	55,270	29,539	24,079	23,623	551,495
Percentil 10%	25,702	36,866	31,596	28,173	28,569	35,950	55,267	69,209	59,380	31,335	26,497	25,381	646,983
Percentil 25%	46,005	61,554	51,694	45,726	45,610	56,685	70,888	88,060	67,176	41,129	31,630	34,904	773,586
Percentil 50%	67,539	86,762	78,185	69,387	59,808	71,118	85,522	113,408	83,119	56,533	38,011	46,257	942,097
Desviación típica	73,485	73,070	84,059	91,666	34,960	48,554	41,515	33,573	38,972	22,526	18,718	29,582	327,901
Coef. variación	0,773	0,683	0,775	0,949	0,519	0,618	0,429	0,295	0,432	0,388	0,430	0,559	0,325



1334. Río Flumen bajo

1940/2005
(hm³)

Serie completa

	Oct	Nov	Dic	Ene	Feb	Mar	Abr	May	Jun	Jul	Ago	Sep	Total
Máximo	61,322	44,299	35,892	76,234	22,468	66,978	95,677	35,530	28,966	7,856	16,199	47,848	260,066
Mínimo	0,781	0,607	1,190	0,865	0,798	0,749	0,798	1,411	1,284	1,030	0,910	0,714	13,233
Media	6,385	7,154	8,382	9,631	6,735	9,589	10,250	7,889	6,139	3,027	2,975	4,724	82,881

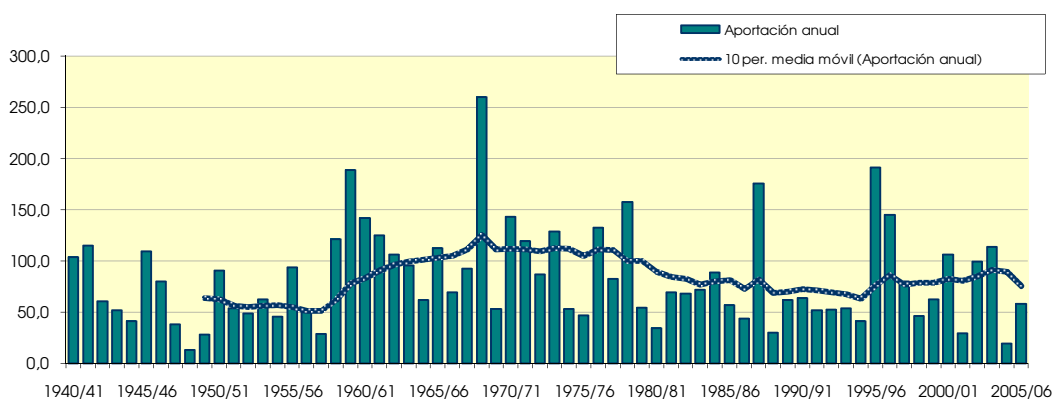
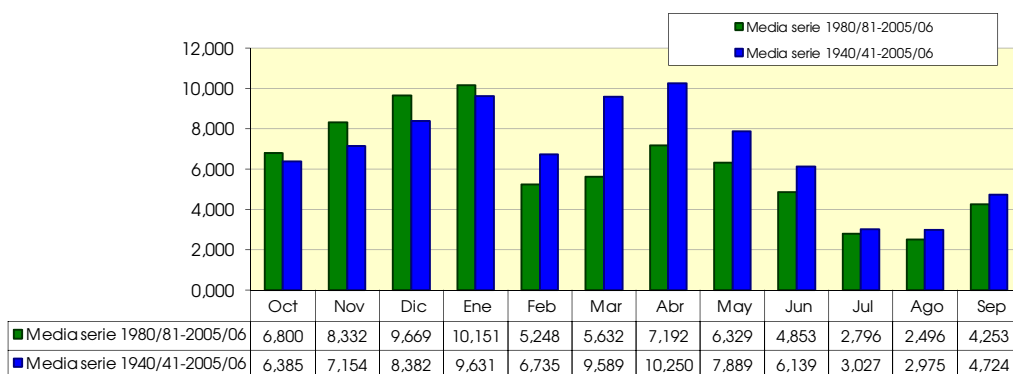
Percentil 1%	0,806	0,660	1,262	0,869	0,836	0,765	1,095	1,470	1,390	1,042	0,913	0,848	17,189
Percentil 5%	0,927	1,190	1,434	1,088	1,159	1,527	1,828	1,978	1,756	1,420	0,966	1,158	29,121
Percentil 10%	1,303	1,512	1,905	1,722	1,730	1,690	2,326	2,513	1,915	1,518	1,292	1,261	36,247
Percentil 25%	1,807	2,264	3,059	2,762	2,843	2,838	3,706	3,628	2,492	2,177	1,760	1,986	51,957
Percentil 50%	2,906	4,169	5,629	4,653	4,554	4,703	5,437	6,987	3,991	2,685	2,291	2,698	68,844
Desviación típica	8,907	7,967	7,755	13,615	5,721	12,634	14,893	6,059	5,742	1,401	2,279	7,208	46,795
Coef. variación	1,395	1,114	0,925	1,414	0,849	1,318	1,453	0,768	0,935	0,463	0,766	1,526	0,565

1980/2005
(hm³)

Serie para asignación y reserva

	Oct	Nov	Dic	Ene	Feb	Mar	Abr	May	Jun	Jul	Ago	Sep	Total
Máximo	26,156	33,342	35,892	76,234	18,632	18,690	35,187	18,452	28,966	6,520	5,652	18,806	191,543
Mínimo	0,781	0,999	1,190	0,870	0,856	0,773	1,255	1,796	1,447	1,048	0,915	0,714	19,319
Media	6,800	8,332	9,669	10,151	5,248	5,632	7,192	6,329	4,853	2,796	2,496	4,253	73,752

Percentil 1%	0,816	1,061	1,230	0,916	0,912	0,900	1,318	1,836	1,499	1,097	0,919	0,798	21,914
Percentil 5%	1,014	1,427	1,456	1,088	1,082	1,341	1,613	1,978	1,679	1,287	0,933	1,072	29,770
Percentil 10%	1,303	1,992	1,795	1,427	1,236	1,530	2,073	2,283	1,767	1,442	0,994	1,169	32,042
Percentil 25%	1,763	3,537	3,100	2,617	2,266	2,201	3,722	3,458	2,178	1,723	1,501	1,986	47,830
Percentil 50%	3,790	6,700	5,643	4,047	3,899	3,086	4,960	5,597	3,434	2,545	1,949	2,790	62,412
Desviación típica	7,089	7,296	10,026	17,521	4,592	5,012	6,911	3,995	5,578	1,457	1,508	3,961	43,038
Coef. variación	1,042	0,876	1,037	1,726	0,875	0,890	0,961	0,631	1,149	0,521	0,604	0,931	0,584



1338. Río Alcanadre bajo

1940/2005
(hm³)

Serie completa

	Oct	Nov	Dic	Ene	Feb	Mar	Abr	May	Jun	Jul	Ago	Sep	Total
Máximo	186,002	132,705	125,979	236,888	78,979	172,333	223,444	91,695	91,819	32,348	42,020	114,850	761,663
Mínimo	3,413	2,531	4,788	3,489	3,359	3,148	3,265	6,456	5,506	4,489	3,863	3,211	57,190
Media	23,471	26,243	30,706	33,609	25,116	30,714	31,899	28,645	21,915	13,102	11,588	15,850	292,858

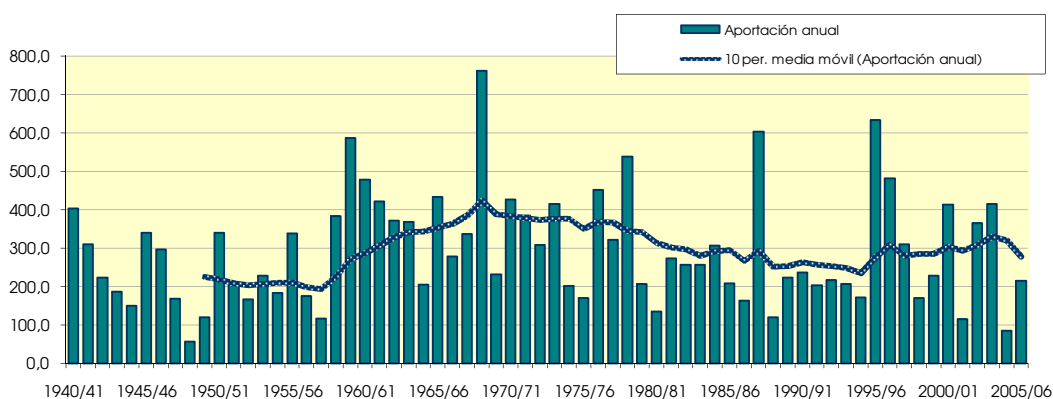
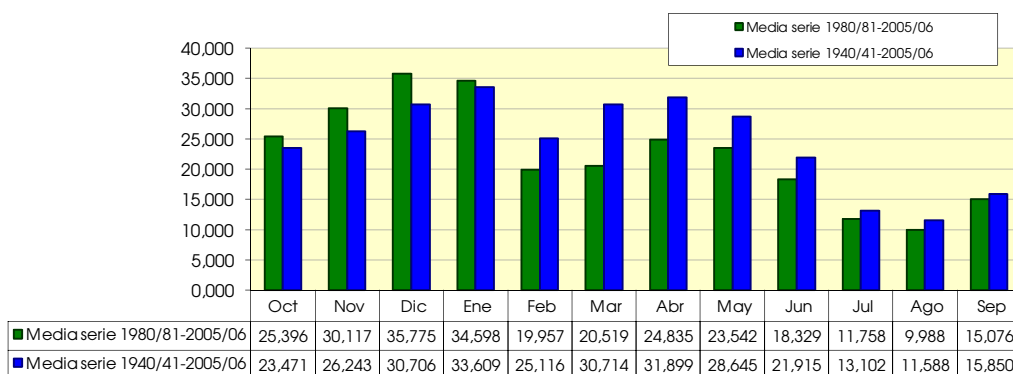
Percentil 1%	3,417	2,741	5,026	3,598	3,576	3,150	4,404	6,615	6,209	4,525	3,892	3,622	74,885
Percentil 5%	3,924	5,185	6,193	4,808	5,086	6,040	7,726	8,599	7,394	5,902	4,250	4,925	117,705
Percentil 10%	5,734	6,117	7,598	7,439	7,612	7,462	9,404	10,983	8,269	6,787	5,583	5,676	143,331
Percentil 25%	7,791	10,283	13,049	11,550	11,413	11,965	14,231	15,875	11,053	9,416	7,541	8,474	190,901
Percentil 50%	12,181	17,084	21,306	18,773	18,442	18,862	20,014	27,696	17,443	11,667	9,925	10,664	256,845
Desviación típica	28,574	25,121	26,227	41,511	19,681	32,161	34,063	17,301	15,633	5,899	6,640	17,064	142,490
Coef. variación	1,217	0,957	0,854	1,235	0,784	1,047	1,068	0,604	0,713	0,450	0,573	1,077	0,487

1980/2005
(hm³)

Serie para asignación y reserva

	Oct	Nov	Dic	Ene	Feb	Mar	Abr	May	Jun	Jul	Ago	Sep	Total
Máximo	93,566	100,405	125,979	236,888	66,043	65,372	107,423	56,092	91,819	28,114	22,095	52,607	633,680
Mínimo	3,419	4,417	5,154	3,489	3,692	3,148	5,017	7,801	6,588	4,544	3,908	3,211	84,412
Media	25,396	30,117	35,775	34,598	19,957	20,519	24,835	23,542	18,329	11,758	9,988	15,076	269,891

Percentil 1%	3,514	4,663	5,352	3,783	3,960	3,728	5,263	7,945	6,710	4,798	3,946	3,589	92,074
Percentil 5%	4,266	6,006	6,193	4,808	4,775	5,551	6,625	8,656	7,122	5,620	4,092	4,766	116,164
Percentil 10%	5,734	7,989	7,249	6,340	5,418	6,280	8,752	10,257	7,728	6,003	4,309	5,071	127,586
Percentil 25%	7,139	15,839	13,354	10,438	9,528	9,223	14,212	13,965	9,610	7,618	6,592	8,700	180,278
Percentil 50%	13,964	24,437	23,175	16,725	14,716	12,638	18,286	21,341	15,056	11,181	8,437	10,955	225,482
Desviación típica	25,247	23,290	34,265	52,809	15,938	16,529	20,687	12,226	16,908	5,557	5,222	10,946	140,726
Coef. variación	0,994	0,773	0,958	1,526	0,799	0,806	0,833	0,519	0,922	0,473	0,523	0,726	0,521



1341. Río Cinca aguas abajo de río Esera

1940/2005
(hm³)

Serie completa

	Oct	Nov	Dic	Ene	Feb	Mar	Abr	May	Jun	Jul	Ago	Sep	Total
Máximo	998,595	602,504	417,346	622,558	531,156	531,940	447,965	702,507	635,215	370,371	489,924	355,693	3.765,286
Mínimo	22,209	16,924	24,849	25,611	21,863	31,564	44,236	101,738	80,745	55,024	32,599	24,360	846,196
Media	179,131	184,130	148,891	157,029	135,129	167,650	204,100	322,959	293,480	143,797	93,418	118,982	2.148,696

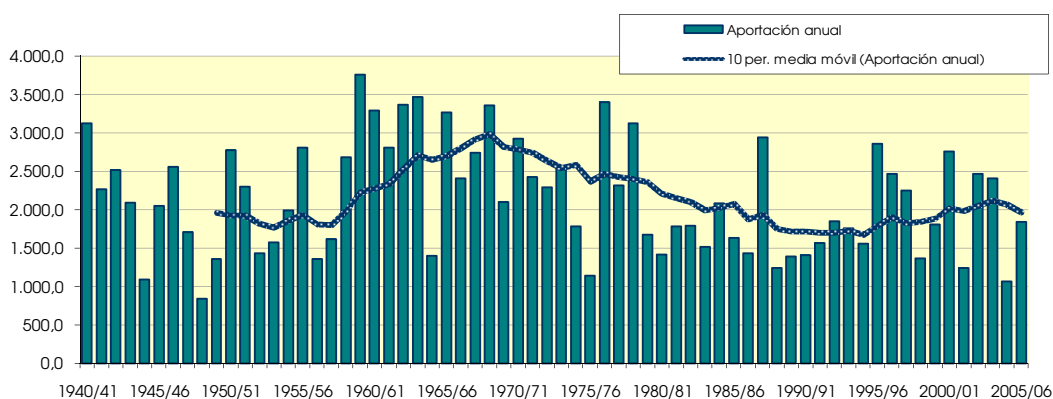
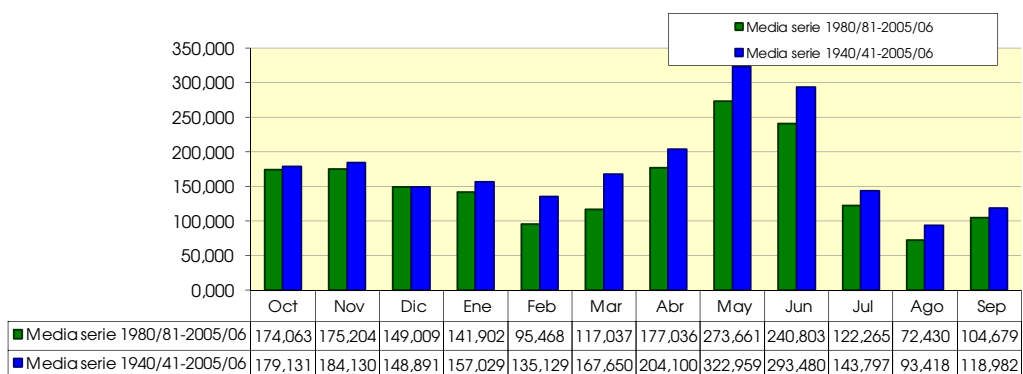
Percentil 1%	26,393	23,994	37,531	35,198	27,659	36,299	44,704	101,850	89,526	60,130	35,462	30,726	990,978
Percentil 5%	39,253	33,864	46,936	48,228	44,556	49,901	82,031	132,257	142,309	72,632	42,647	39,615	1.167,951
Percentil 10%	49,057	51,910	56,095	54,894	46,639	55,871	89,387	154,700	145,493	79,764	45,120	51,112	1.360,400
Percentil 25%	81,812	81,326	73,978	63,260	74,995	82,737	113,314	222,698	203,255	96,154	56,663	66,160	1.560,151
Percentil 50%	119,700	139,243	114,105	109,047	112,096	125,301	190,535	326,873	271,129	122,442	82,310	99,678	2.089,779
Desviación típica	160,673	142,024	92,211	123,887	96,087	127,313	102,633	137,089	127,353	65,639	62,006	75,168	717,021
Coef. variación	0,897	0,771	0,619	0,789	0,711	0,759	0,503	0,424	0,434	0,456	0,664	0,632	0,334

1980/2005
(hm³)

Serie para asignación y reserva

	Oct	Nov	Dic	Ene	Feb	Mar	Abr	May	Jun	Jul	Ago	Sep	Total
Máximo	532,060	457,974	417,346	622,558	181,002	453,072	380,202	455,190	514,287	223,331	162,807	316,409	2.944,063
Mínimo	28,646	28,865	44,360	40,360	30,780	31,564	77,090	101,910	141,715	62,879	32,599	24,360	1.068,937
Media	174,063	175,204	149,009	141,902	95,468	117,037	177,036	273,661	240,803	122,265	72,430	104,679	1.843,555

Percentil 1%	29,914	35,912	44,779	40,711	33,350	37,441	78,283	112,749	142,309	64,843	35,101	26,858	1.112,408
Percentil 5%	38,320	57,912	46,180	43,531	42,012	55,471	83,587	146,506	144,432	72,989	42,647	36,783	1.243,714
Percentil 10%	53,946	64,269	47,296	51,781	45,246	56,694	89,387	151,692	145,493	80,347	42,882	47,354	1.306,080
Percentil 25%	82,324	92,119	66,579	58,390	56,279	65,843	110,484	203,034	191,494	85,122	49,139	67,871	1.420,547
Percentil 50%	125,012	141,551	116,280	87,654	85,077	91,889	172,195	275,945	233,967	106,548	69,494	94,075	1.772,392
Desviación típica	128,958	119,710	110,177	134,019	44,631	86,322	77,880	94,350	79,739	47,178	30,307	62,698	530,072
Coef. variación	0,741	0,683	0,739	0,944	0,467	0,738	0,440	0,345	0,331	0,386	0,418	0,599	0,288



1342. Río Cinca en Monzón

1940/2005
(hm³)

Serie completa

	Oct	Nov	Dic	Ene	Feb	Mar	Abr	May	Jun	Jul	Ago	Sep	Total
Máximo	1.046,678	614,378	443,729	687,945	551,381	568,703	457,814	718,575	642,126	377,662	497,750	365,001	3.910,560
Mínimo	23,508	17,849	26,232	26,582	22,545	32,293	44,837	104,004	82,480	58,422	34,041	25,582	859,401
Media	184,580	189,470	155,702	165,416	141,483	174,808	210,830	329,810	299,053	147,222	96,354	123,093	2.217,819

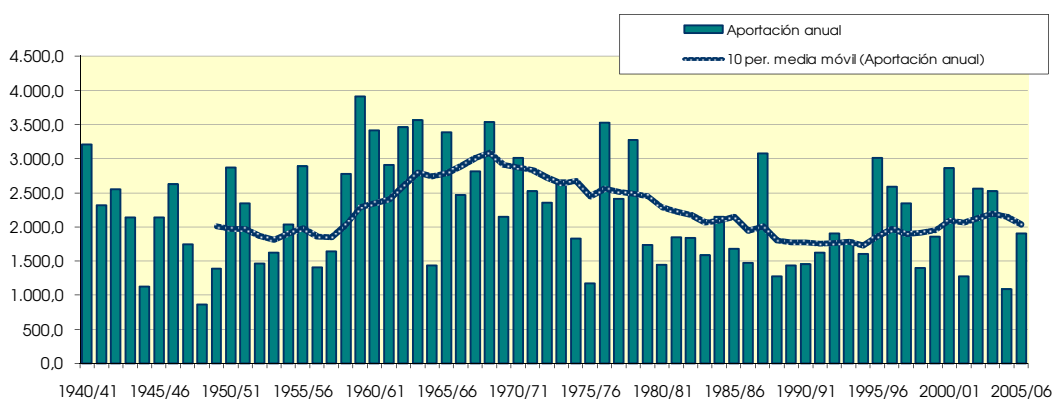
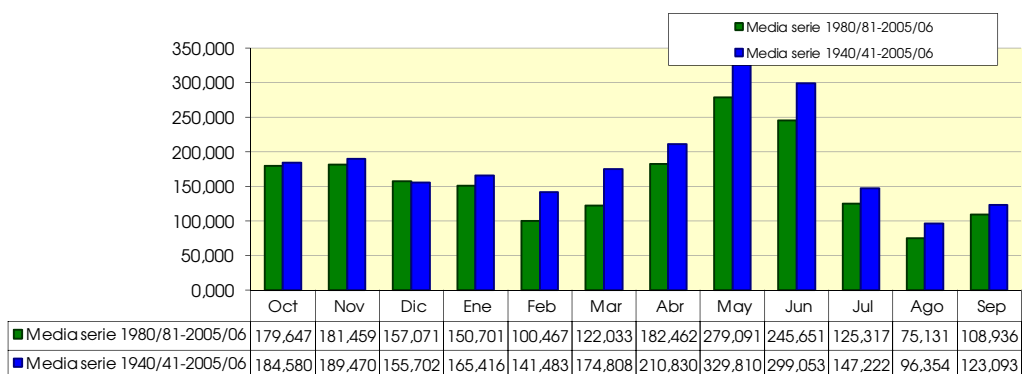
Percentil 1%	27,482	24,753	39,162	36,457	28,511	36,971	47,820	104,600	91,246	62,292	37,093	32,295	1.008,943
Percentil 5%	40,322	35,609	48,744	49,889	46,892	53,120	84,381	133,642	144,339	74,405	43,973	41,249	1.200,594
Percentil 10%	50,326	54,475	59,325	56,836	48,339	57,129	92,135	157,012	147,398	81,283	46,976	52,828	1.393,837
Percentil 25%	83,583	84,748	76,795	66,933	78,131	86,611	115,615	227,564	205,958	98,876	59,400	68,020	1.611,356
Percentil 50%	123,935	144,641	117,743	114,520	117,726	129,567	195,617	331,017	276,641	125,678	85,426	102,805	2.145,615
Desviación típica	166,957	145,721	97,545	133,891	100,497	133,608	106,481	140,585	130,304	66,891	63,030	78,293	748,513
Coef. variación	0,905	0,769	0,626	0,809	0,710	0,764	0,505	0,426	0,436	0,454	0,654	0,636	0,337

1980/2005
(hm³)

Serie para asignación y reserva

	Oct	Nov	Dic	Ene	Feb	Mar	Abr	May	Jun	Jul	Ago	Sep	Total
Máximo	545,866	467,102	443,729	687,945	203,965	468,451	402,177	459,866	537,525	225,918	167,626	339,183	3.075,918
Mínimo	29,621	29,962	46,124	41,775	31,724	32,293	78,053	104,922	143,826	64,377	34,041	25,582	1.089,465
Media	179,647	181,459	157,071	150,701	100,467	122,033	182,462	279,091	245,651	125,317	75,131	108,936	1.907,964

Percentil 1%	31,091	37,102	46,620	42,091	34,504	38,281	79,582	115,508	144,505	66,282	36,504	28,192	1.135,232
Percentil 5%	40,075	59,362	48,169	44,822	43,785	56,688	86,118	148,797	146,723	74,264	43,973	38,642	1.273,350
Percentil 10%	55,868	66,460	49,129	53,379	47,177	58,269	92,135	154,407	147,398	81,826	44,515	48,953	1.339,217
Percentil 25%	84,046	96,483	70,961	61,180	58,287	68,241	114,229	206,977	194,257	88,662	50,523	70,114	1.462,869
Percentil 50%	128,616	147,353	122,021	91,488	88,543	95,073	178,067	280,360	238,979	109,770	72,113	96,270	1.820,100
Desviación típica	133,375	123,856	117,965	147,698	48,421	89,888	81,336	96,317	83,486	48,212	31,469	66,458	563,131
Coef. variación	0,742	0,683	0,751	0,980	0,482	0,737	0,446	0,345	0,340	0,385	0,419	0,610	0,295



1343. Río Cinca bajo

1940/2005
(hm³)

Serie completa

	Oct	Nov	Dic	Ene	Feb	Mar	Abr	May	Jun	Jul	Ago	Sep	Total
Máximo	1.265,305	708,742	574,080	963,156	631,530	756,751	688,981	813,184	672,374	402,620	534,638	478,200	4.525,870
Mínimo	27,606	20,572	31,779	30,415	26,102	35,618	48,299	115,171	90,923	70,144	40,476	30,771	920,803
Media	209,455	216,446	187,335	201,143	167,337	206,978	244,495	359,496	321,637	160,668	108,360	140,211	2.523,562

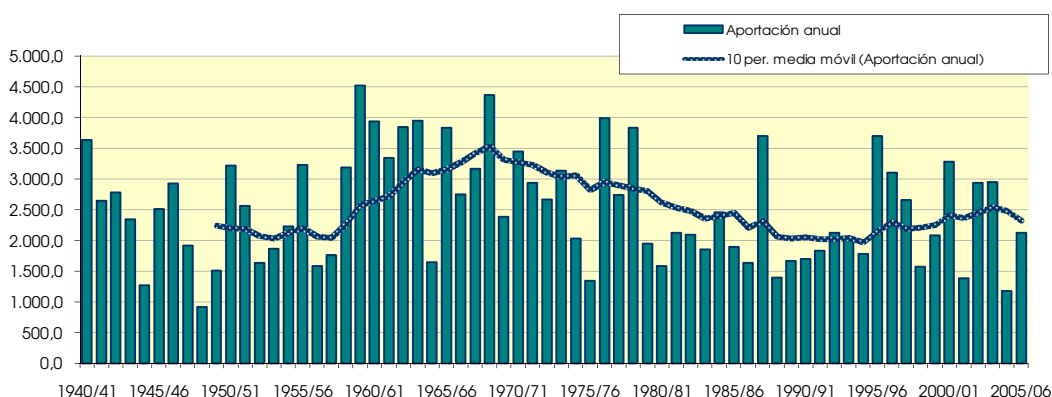
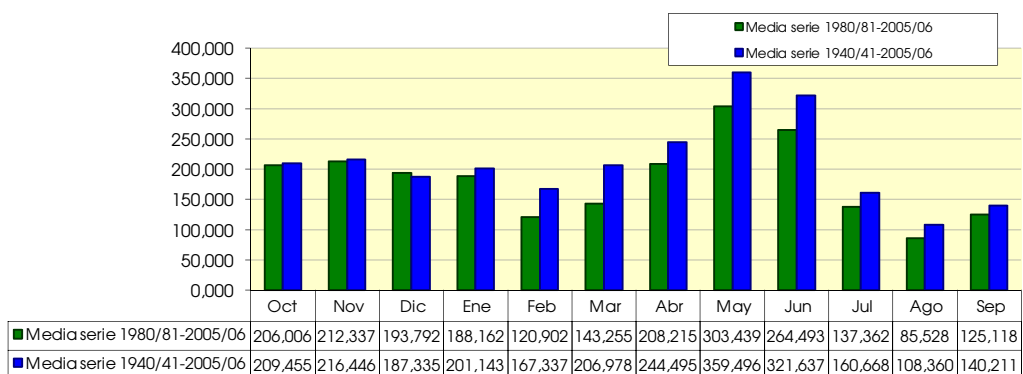
Percentil 1%	31,536	27,680	45,134	41,000	32,266	40,319	68,692	115,676	99,437	70,150	43,323	37,735	1.087,175
Percentil 5%	44,786	42,496	55,676	55,775	53,017	62,462	97,047	141,260	153,289	81,582	48,783	46,844	1.360,201
Percentil 10%	55,904	62,770	73,204	65,224	62,213	65,618	104,062	168,176	158,301	87,853	53,331	59,240	1.542,370
Percentil 25%	90,957	93,608	90,475	83,527	91,508	100,820	134,525	252,927	217,855	108,246	69,204	75,116	1.798,556
Percentil 50%	137,045	166,789	140,916	137,847	136,229	146,779	215,245	353,220	298,871	138,752	95,524	114,072	2.425,854
Desviación típica	197,296	167,392	122,564	176,586	118,877	162,495	134,459	155,469	141,991	71,534	67,720	94,132	883,546
Coef. variación	0,942	0,773	0,654	0,878	0,710	0,785	0,550	0,432	0,441	0,445	0,625	0,671	0,350

1980/2005
(hm³)

Serie para asignación y reserva

	Oct	Nov	Dic	Ene	Feb	Mar	Abr	May	Jun	Jul	Ago	Sep	Total
Máximo	640,951	548,819	574,080	963,156	272,192	535,137	518,959	486,252	631,038	242,437	187,470	402,145	3.700,279
Mínimo	33,653	34,549	52,325	46,700	35,585	35,618	83,273	116,381	152,438	70,153	40,476	30,771	1.176,759
Media	206,006	212,337	193,792	188,162	120,902	143,255	208,215	303,439	264,493	137,362	85,528	125,118	2.188,609

Percentil 1%	35,599	41,940	53,060	46,823	39,703	42,269	86,809	126,529	152,844	71,807	42,513	33,449	1.230,258
Percentil 5%	46,052	65,563	55,352	49,156	52,221	62,581	98,443	158,734	154,529	79,354	48,783	44,876	1.393,382
Percentil 10%	62,561	75,562	55,742	59,626	53,319	64,921	102,004	165,030	155,959	88,722	50,127	55,678	1.489,318
Percentil 25%	92,113	111,942	85,464	73,059	65,792	80,077	129,855	224,223	205,295	99,053	58,668	79,014	1.674,372
Percentil 50%	142,528	179,655	147,376	107,408	102,234	112,792	197,869	302,268	257,057	120,080	81,677	104,535	2.053,696
Desviación típica	158,524	145,592	152,824	207,078	63,655	105,168	100,864	105,965	98,572	52,641	35,981	78,091	704,914
Coef. variación	0,770	0,686	0,789	1,101	0,526	0,734	0,484	0,349	0,373	0,383	0,421	0,624	0,322



1356. Embalse de las Navas

(hm ²)	Oct	Nov	Dic	Ene	Feb	Mar	Abr	May	Jun	Jul	Ago	Sep	Total
1940/41	0.004	0.004	0.003	0.012	0.012	0.009	0.011	0.008	0.005	0.004	0.003	0.004	0.079
1941/42	0.003	0.003	0.002	0.002	0.002	0.002	0.047	0.023	0.011	0.005	0.006	0.008	0.113
1942/43	0.007	0.005	0.004	0.004	0.004	0.004	0.004	0.003	0.002	0.003	0.003	0.003	0.046
1943/44	0.003	0.003	0.003	0.002	0.002	0.002	0.002	0.003	0.004	0.003	0.003	0.003	0.032
1944/45	0.002	0.002	0.002	0.004	0.004	0.003	0.003	0.002	0.002	0.002	0.002	0.002	0.028
1945/46	0.001	0.003	0.007	0.007	0.004	0.003	0.017	0.024	0.016	0.007	0.004	0.003	0.097
1946/47	0.002	0.002	0.003	0.004	0.011	0.017	0.011	0.009	0.006	0.003	0.003	0.003	0.074
1947/48	0.003	0.002	0.002	0.009	0.010	0.006	0.004	0.004	0.003	0.002	0.002	0.002	0.049
1948/49	0.001	0.001	0.001	0.002	0.001	0.001	0.001	0.001	0.001	0.002	0.002	0.014	0.030
1949/50	0.014	0.007	0.004	0.003	0.003	0.004	0.003	0.003	0.003	0.002	0.002	0.002	0.049
1950/51	0.001	0.001	0.003	0.005	0.007	0.010	0.010	0.014	0.011	0.006	0.003	0.003	0.076
1951/52	0.003	0.003	0.003	0.003	0.002	0.002	0.006	0.006	0.004	0.003	0.003	0.002	0.041
1952/53	0.002	0.002	0.003	0.003	0.002	0.002	0.002	0.002	0.008	0.008	0.005	0.003	0.040
1953/54	0.003	0.003	0.005	0.005	0.004	0.005	0.005	0.004	0.005	0.004	0.002	0.002	0.045
1954/55	0.001	0.002	0.003	0.006	0.011	0.008	0.004	0.003	0.002	0.003	0.003	0.002	0.048
1955/56	0.004	0.004	0.006	0.009	0.007	0.015	0.019	0.016	0.010	0.005	0.004	0.005	0.104
1956/57	0.004	0.003	0.002	0.001	0.002	0.002	0.002	0.004	0.009	0.008	0.004	0.003	0.045
1957/58	0.002	0.002	0.002	0.003	0.003	0.003	0.003	0.003	0.003	0.003	0.002	0.002	0.029
1958/59	0.002	0.002	0.006	0.006	0.004	0.011	0.011	0.007	0.004	0.003	0.002	0.038	0.096
1959/60	0.026	0.045	0.049	0.042	0.051	0.054	0.033	0.017	0.011	0.007	0.004	0.006	0.346
1960/61	0.037	0.029	0.024	0.025	0.017	0.008	0.005	0.008	0.007	0.004	0.003	0.004	0.171
1961/62	0.004	0.043	0.024	0.028	0.026	0.034	0.026	0.015	0.007	0.004	0.003	0.003	0.217
1962/63	0.003	0.004	0.004	0.010	0.016	0.012	0.018	0.013	0.006	0.005	0.006	0.006	0.102
1963/64	0.003	0.005	0.012	0.009	0.017	0.013	0.012	0.010	0.007	0.005	0.003	0.003	0.100
1964/65	0.003	0.004	0.005	0.006	0.006	0.011	0.010	0.005	0.003	0.002	0.002	0.005	0.061
1965/66	0.008	0.030	0.020	0.029	0.044	0.022	0.024	0.018	0.009	0.005	0.003	0.003	0.217
1966/67	0.009	0.024	0.012	0.007	0.008	0.009	0.010	0.006	0.003	0.002	0.002	0.002	0.094
1967/68	0.002	0.059	0.027	0.012	0.007	0.006	0.005	0.005	0.004	0.003	0.003	0.003	0.136
1968/69	0.002	0.003	0.004	0.007	0.009	0.045	0.095	0.060	0.038	0.020	0.010	0.008	0.299
1969/70	0.008	0.006	0.004	0.012	0.009	0.005	0.003	0.003	0.003	0.002	0.003	0.003	0.062
1970/71	0.003	0.003	0.003	0.007	0.007	0.004	0.024	0.041	0.032	0.018	0.010	0.007	0.158
1971/72	0.005	0.003	0.003	0.004	0.008	0.010	0.007	0.007	0.009	0.006	0.004	0.017	0.083
1972/73	0.017	0.014	0.019	0.023	0.015	0.007	0.004	0.003	0.005	0.004	0.003	0.002	0.116
1973/74	0.002	0.002	0.003	0.004	0.005	0.035	0.029	0.016	0.008	0.005	0.004	0.005	0.118
1974/75	0.004	0.004	0.004	0.003	0.003	0.006	0.005	0.007	0.005	0.003	0.003	0.004	0.050
1975/76	0.003	0.002	0.003	0.003	0.004	0.004	0.010	0.012	0.007	0.004	0.003	0.003	0.057
1976/77	0.016	0.014	0.021	0.060	0.031	0.020	0.010	0.006	0.011	0.008	0.004	0.003	0.204
1977/78	0.010	0.008	0.019	0.017	0.022	0.025	0.035	0.020	0.011	0.006	0.003	0.002	0.179
1978/79	0.002	0.001	0.007	0.098	0.053	0.034	0.018	0.030	0.020	0.011	0.005	0.003	0.282
1979/80	0.005	0.005	0.004	0.003	0.003	0.006	0.005	0.011	0.007	0.004	0.003	0.003	0.058
1980/81	0.003	0.004	0.004	0.003	0.003	0.003	0.003	0.003	0.003	0.002	0.001	0.002	0.033
1981/82	0.002	0.001	0.009	0.012	0.011	0.008	0.005	0.006	0.003	0.003	0.004	0.004	0.068
1982/83	0.006	0.010	0.014	0.009	0.016	0.008	0.008	0.004	0.004	0.003	0.005	0.005	0.093
1983/84	0.003	0.005	0.007	0.007	0.004	0.024	0.011	0.019	0.012	0.005	0.003	0.002	0.101
1984/85	0.002	0.028	0.023	0.020	0.019	0.017	0.016	0.019	0.011	0.005	0.003	0.002	0.165
1985/86	0.002	0.002	0.003	0.003	0.006	0.005	0.028	0.017	0.008	0.004	0.003	0.008	0.087
1986/87	0.007	0.006	0.005	0.016	0.010	0.006	0.006	0.006	0.004	0.003	0.003	0.002	0.074
1987/88	0.040	0.021	0.016	0.058	0.028	0.013	0.051	0.030	0.039	0.020	0.009	0.005	0.330
1988/89	0.004	0.003	0.002	0.001	0.003	0.003	0.009	0.005	0.003	0.002	0.002	0.002	0.038
1989/90	0.002	0.005	0.007	0.006	0.003	0.002	0.003	0.007	0.021	0.008	0.004	0.003	0.072
1990/91	0.011	0.011	0.008	0.006	0.006	0.010	0.008	0.005	0.003	0.002	0.002	0.006	0.077
1991/92	0.007	0.007	0.006	0.004	0.002	0.003	0.002	0.005	0.009	0.006	0.005	0.005	0.062
1992/93	0.008	0.007	0.007	0.006	0.003	0.003	0.018	0.011	0.005	0.003	0.003	0.005	0.077
1993/94	0.021	0.011	0.006	0.008	0.008	0.004	0.002	0.005	0.003	0.002	0.002	0.008	0.082
1994/95	0.009	0.010	0.009	0.011	0.006	0.004	0.002	0.002	0.001	0.002	0.002	0.001	0.059
1995/96	0.001	0.002	0.027	0.124	0.064	0.037	0.020	0.020	0.011	0.006	0.005	0.004	0.322
1996/97	0.002	0.003	0.035	0.087	0.032	0.014	0.010	0.020	0.012	0.007	0.006	0.004	0.233
1997/98	0.003	0.005	0.036	0.021	0.010	0.005	0.011	0.016	0.007	0.004	0.003	0.003	0.123
1998/99	0.002	0.002	0.001	0.002	0.002	0.011	0.011	0.010	0.006	0.004	0.003	0.007	0.061
1999/00	0.008	0.005	0.003	0.003	0.001	0.005	0.027	0.017	0.011	0.008	0.004	0.003	0.094
2000/01	0.014	0.025	0.051	0.080	0.032	0.046	0.024	0.013	0.007	0.004	0.003	0.003	0.301
2001/02	0.003	0.002	0.002	0.001	0.001	0.003	0.003	0.003	0.003	0.002	0.003	0.003	0.028
2002/03	0.002	0.005	0.008	0.016	0.034	0.023	0.012	0.008	0.005	0.003	0.003	0.004	0.123
2003/04	0.050	0.041	0.028	0.017	0.021	0.036	0.035	0.020	0.010	0.005	0.003	0.005	0.270
2004/05	0.006	0.004	0.002	0.002	0.001	0.001	0.002	0.002	0.002	0.002	0.002	0.001	0.026
2005/06	0.005	0.005	0.003	0.003	0.003	0.008	0.004	0.002	0.002	0.002	0.002	0.009	0.050

1356. Embalse de las Navas

1940/2005
(hm³)

Serie completa

	Oct	Nov	Dic	Ene	Feb	Mar	Abr	May	Jun	Jul	Ago	Sep	Total
Máximo	0,050	0,059	0,051	0,124	0,064	0,054	0,095	0,060	0,039	0,020	0,010	0,038	0,346
Mínimo	0,001	0,001	0,001	0,001	0,001	0,001	0,001	0,001	0,001	0,002	0,001	0,001	0,026
Media	0,007	0,009	0,010	0,015	0,012	0,012	0,013	0,011	0,008	0,005	0,004	0,005	0,110

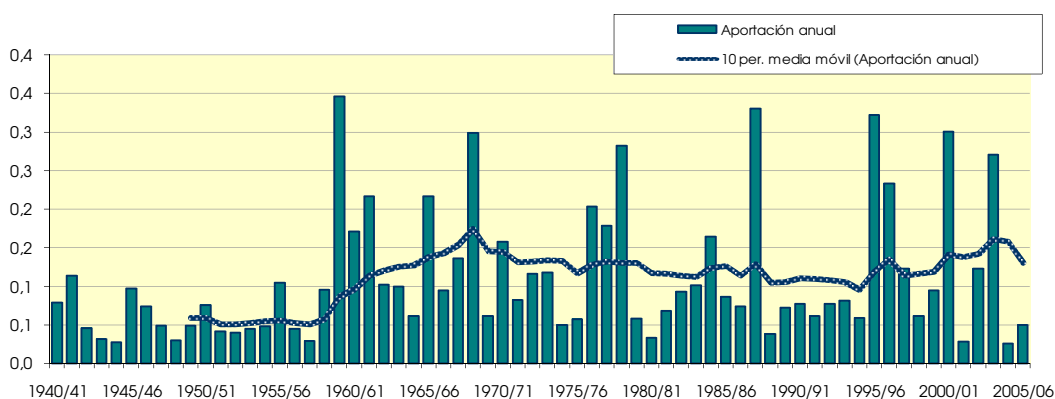
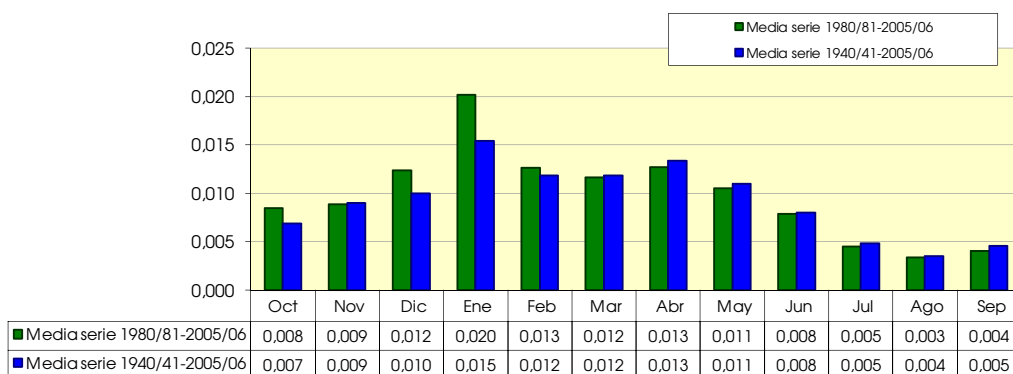
Percentil 1%	0,001	0,001	0,001	0,001	0,001	0,001	0,001	0,002	0,001	0,002	0,002	0,001	0,027
Percentil 5%	0,001	0,001	0,002	0,002	0,001	0,002	0,002	0,002	0,002	0,002	0,002	0,002	0,029
Percentil 10%	0,002	0,002	0,002	0,002	0,002	0,002	0,002	0,003	0,002	0,002	0,002	0,002	0,036
Percentil 25%	0,002	0,002	0,003	0,003	0,003	0,004	0,004	0,004	0,003	0,003	0,003	0,002	0,050
Percentil 50%	0,003	0,004	0,005	0,006	0,007	0,007	0,010	0,007	0,006	0,004	0,003	0,003	0,080
Desviación típica	0,009	0,012	0,011	0,024	0,014	0,012	0,015	0,010	0,007	0,004	0,002	0,005	0,084
Coef. variación	1,338	1,349	1,122	1,574	1,148	1,045	1,130	0,923	0,935	0,791	0,498	1,085	0,764

1980/2005
(hm³)

Serie para asignación y reserva

	Oct	Nov	Dic	Ene	Feb	Mar	Abr	May	Jun	Jul	Ago	Sep	Total
Máximo	0,050	0,041	0,051	0,124	0,064	0,046	0,051	0,030	0,039	0,020	0,009	0,009	0,330
Mínimo	0,001	0,001	0,001	0,001	0,001	0,001	0,002	0,002	0,001	0,002	0,001	0,001	0,026
Media	0,008	0,009	0,012	0,020	0,013	0,012	0,013	0,011	0,008	0,005	0,003	0,004	0,117

Percentil 1%	0,001	0,001	0,002	0,001	0,001	0,001	0,002	0,002	0,002	0,002	0,001	0,001	0,027
Percentil 5%	0,002	0,002	0,002	0,001	0,001	0,002	0,002	0,002	0,002	0,002	0,002	0,001	0,029
Percentil 10%	0,002	0,002	0,002	0,002	0,002	0,003	0,002	0,003	0,002	0,002	0,002	0,002	0,036
Percentil 25%	0,002	0,003	0,004	0,003	0,003	0,003	0,004	0,005	0,003	0,002	0,002	0,002	0,061
Percentil 50%	0,004	0,005	0,007	0,008	0,006	0,007	0,009	0,007	0,006	0,003	0,003	0,004	0,079
Desviación típica	0,012	0,010	0,013	0,031	0,015	0,012	0,012	0,008	0,008	0,004	0,002	0,002	0,093
Coef. variación	1,379	1,080	1,042	1,545	1,170	1,039	0,948	0,717	0,987	0,833	0,523	0,535	0,795



1357. Embalse de Arguis

1940/2005
(hm³)

Serie completa

	Oct	Nov	Dic	Ene	Feb	Mar	Abr	May	Jun	Jul	Ago	Sep	Total
Máximo	3,876	3,767	3,743	4,221	2,413	3,378	4,105	3,416	3,043	1,255	1,341	1,958	19,369
Mínimo	0,121	0,095	0,182	0,132	0,116	0,107	0,114	0,182	0,189	0,146	0,122	0,100	1,870
Media	0,771	0,859	1,022	0,889	0,822	0,972	1,042	0,988	0,730	0,462	0,397	0,473	9,428

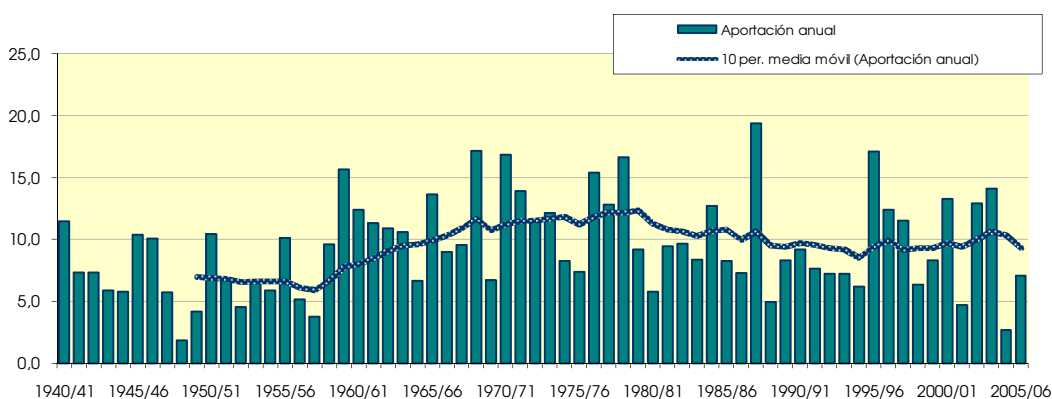
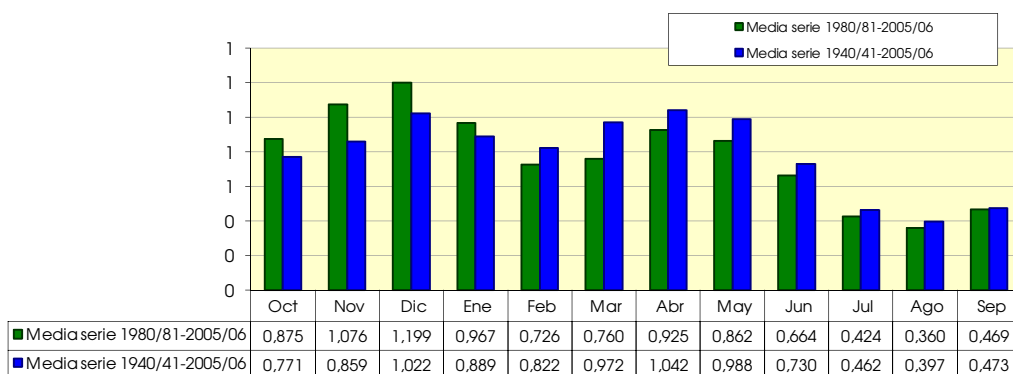
Percentil 1%	0,124	0,102	0,196	0,141	0,127	0,111	0,154	0,219	0,220	0,155	0,126	0,121	2,388
Percentil 5%	0,146	0,176	0,223	0,178	0,193	0,241	0,295	0,300	0,286	0,209	0,145	0,171	4,269
Percentil 10%	0,210	0,224	0,265	0,284	0,273	0,254	0,344	0,411	0,308	0,239	0,183	0,197	5,062
Percentil 25%	0,291	0,349	0,485	0,414	0,421	0,471	0,595	0,584	0,393	0,329	0,266	0,277	6,675
Percentil 50%	0,441	0,609	0,757	0,662	0,692	0,667	0,782	0,903	0,611	0,415	0,323	0,375	9,080
Desviación típica	0,785	0,734	0,748	0,761	0,557	0,727	0,753	0,579	0,467	0,212	0,224	0,336	3,841
Coef. variación	1,018	0,855	0,732	0,856	0,678	0,748	0,723	0,586	0,639	0,459	0,564	0,710	0,407

1980/2005
(hm³)

Serie para asignación y reserva

	Oct	Nov	Dic	Ene	Feb	Mar	Abr	May	Jun	Jul	Ago	Sep	Total
Máximo	3,592	3,767	3,743	4,221	1,752	2,498	2,636	1,990	3,043	0,941	0,935	1,096	19,369
Mínimo	0,121	0,167	0,204	0,155	0,133	0,114	0,175	0,252	0,236	0,160	0,128	0,100	2,667
Media	0,875	1,076	1,199	0,967	0,726	0,760	0,925	0,862	0,664	0,424	0,360	0,469	9,309

Percentil 1%	0,129	0,176	0,206	0,159	0,143	0,141	0,205	0,260	0,243	0,170	0,129	0,110	3,174
Percentil 5%	0,166	0,230	0,219	0,178	0,176	0,227	0,299	0,301	0,267	0,200	0,135	0,148	4,762
Percentil 10%	0,210	0,317	0,246	0,238	0,221	0,245	0,328	0,377	0,298	0,212	0,146	0,185	5,374
Percentil 25%	0,283	0,522	0,507	0,440	0,336	0,398	0,621	0,576	0,357	0,266	0,232	0,285	7,104
Percentil 50%	0,494	0,962	0,917	0,648	0,613	0,621	0,748	0,781	0,541	0,384	0,290	0,406	8,317
Desviación típica	0,858	0,784	0,938	0,978	0,475	0,565	0,563	0,420	0,558	0,213	0,210	0,265	3,895
Coef. variación	0,979	0,729	0,782	1,011	0,654	0,743	0,609	0,487	0,839	0,503	0,584	0,565	0,418



1358. Embalse de Cienfuegos

1940/2005
(hm³)

Serie completa

	Oct	Nov	Dic	Ene	Feb	Mar	Abr	May	Jun	Jul	Ago	Sep	Total
Máximo	10,246	13,425	12,332	13,455	6,607	11,657	13,517	11,970	10,162	2,954	6,978	6,859	59,345
Mínimo	0,341	0,259	0,485	0,348	0,348	0,333	0,363	0,506	0,507	0,397	0,341	0,287	5,084
Media	2,128	2,364	2,896	2,561	2,158	2,904	3,140	2,933	2,086	1,224	1,173	1,339	26,907

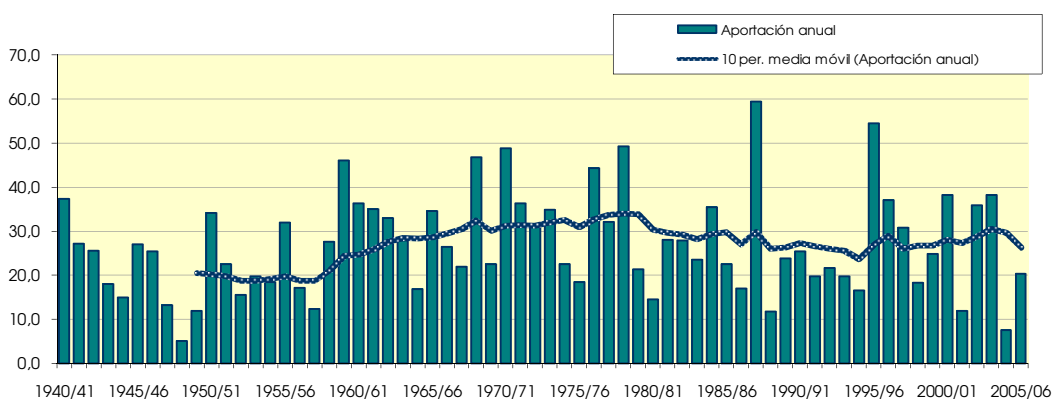
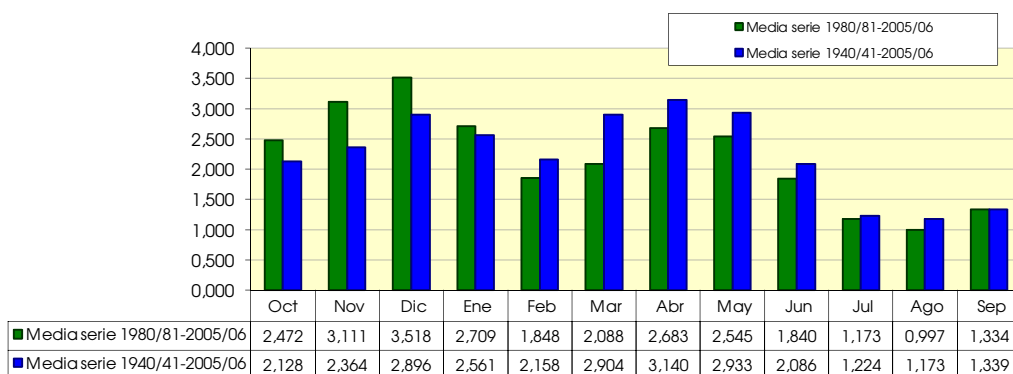
Percentil 1%	0,344	0,286	0,488	0,371	0,377	0,339	0,472	0,631	0,621	0,446	0,355	0,335	6,664
Percentil 5%	0,393	0,475	0,590	0,446	0,559	0,675	0,795	0,895	0,741	0,599	0,421	0,462	11,865
Percentil 10%	0,527	0,628	0,753	0,826	0,770	0,801	1,147	1,027	0,836	0,636	0,492	0,523	13,922
Percentil 25%	0,755	0,884	1,238	1,141	1,117	1,292	1,474	1,640	1,079	0,878	0,715	0,713	18,440
Percentil 50%	1,101	1,571	1,904	1,636	1,693	2,052	2,217	2,690	1,604	1,127	0,919	0,931	25,423
Desviación típica	2,239	2,270	2,618	2,669	1,467	2,336	2,510	1,895	1,552	0,534	0,946	1,171	11,406
Coef. variación	1,053	0,960	0,904	1,042	0,680	0,804	0,799	0,646	0,744	0,436	0,807	0,875	0,424

1980/2005
(hm³)

Serie para asignación y reserva

	Oct	Nov	Dic	Ene	Feb	Mar	Abr	May	Jun	Jul	Ago	Sep	Total
Máximo	10,246	13,425	12,332	13,455	6,026	6,243	8,611	5,520	10,162	2,599	2,499	4,062	59,345
Mínimo	0,346	0,448	0,490	0,348	0,393	0,342	0,530	0,698	0,682	0,473	0,363	0,287	7,514
Media	2,472	3,111	3,518	2,709	1,848	2,088	2,683	2,545	1,840	1,173	0,997	1,334	26,320

Percentil 1%	0,349	0,484	0,509	0,366	0,426	0,399	0,575	0,740	0,685	0,493	0,367	0,320	8,562
Percentil 5%	0,400	0,634	0,590	0,445	0,531	0,595	0,774	0,897	0,730	0,561	0,390	0,432	11,750
Percentil 10%	0,527	0,771	0,708	0,670	0,571	0,675	1,033	1,062	0,834	0,608	0,424	0,502	13,232
Percentil 25%	0,769	1,303	1,299	1,118	0,985	0,975	1,680	1,390	0,934	0,758	0,629	0,781	18,684
Percentil 50%	1,290	2,443	2,016	1,524	1,438	1,447	2,098	2,390	1,391	1,042	0,802	1,035	23,665
Desviación típica	2,575	2,881	3,376	3,322	1,289	1,595	1,888	1,280	1,879	0,605	0,578	0,893	12,343
Coef. variación	1,041	0,926	0,959	1,226	0,698	0,764	0,704	0,503	1,021	0,515	0,579	0,670	0,469



1359. Embalse de Montearagón

1940/2005
(hm³)

Serie completa

	Oct	Nov	Dic	Ene	Feb	Mar	Abr	May	Jun	Jul	Ago	Sep	Total
Máximo	20,873	21,412	22,007	26,014	11,828	25,519	23,239	19,280	16,030	4,441	11,318	13,828	93,542
Mínimo	0,456	0,339	0,719	0,492	0,453	0,421	0,462	0,792	0,744	0,578	0,485	0,394	7,327
Media	3,572	4,004	4,965	4,716	3,683	4,882	4,988	4,478	3,235	1,840	1,849	2,303	44,514

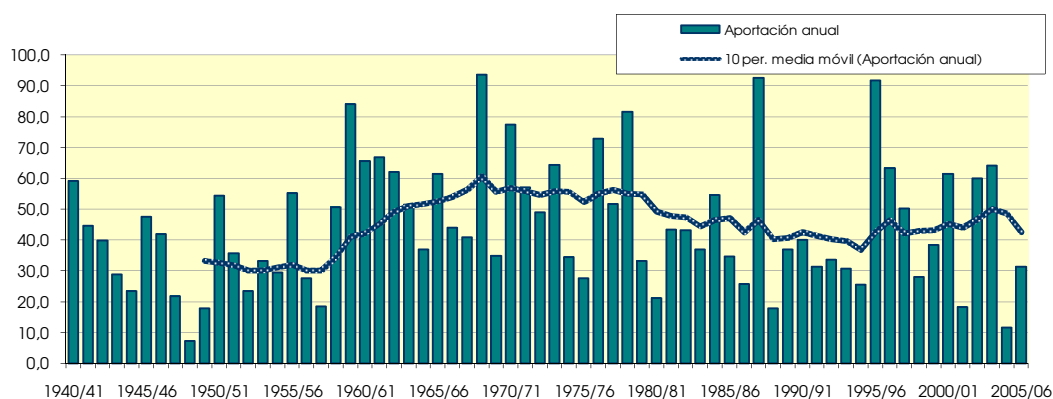
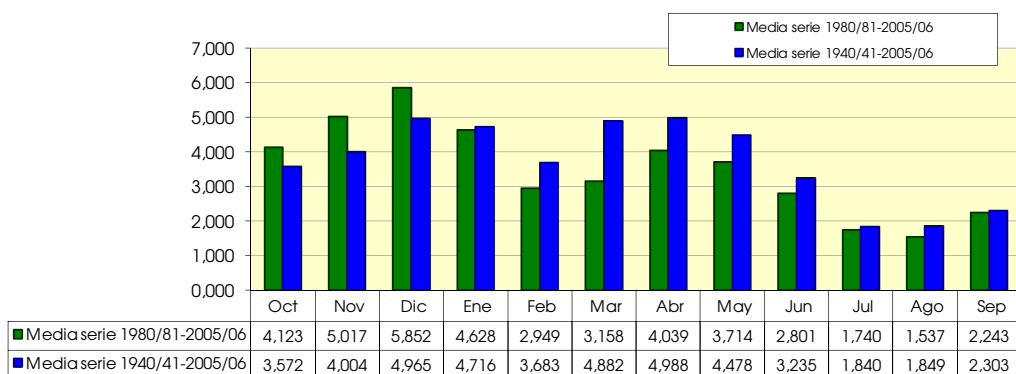
Percentil 1%	0,467	0,371	0,721	0,507	0,497	0,435	0,639	0,896	0,868	0,610	0,503	0,470	10,176
Percentil 5%	0,537	0,704	0,895	0,655	0,751	0,974	1,127	1,228	1,074	0,857	0,559	0,667	17,965
Percentil 10%	0,789	0,939	1,169	1,137	1,117	1,090	1,543	1,511	1,190	0,933	0,752	0,763	21,441
Percentil 25%	1,105	1,379	1,853	1,720	1,767	1,799	2,177	2,265	1,563	1,328	1,064	1,132	29,829
Percentil 50%	1,704	2,593	3,285	2,591	2,746	2,995	3,300	4,266	2,364	1,657	1,424	1,525	40,449
Desviación típica	4,066	3,898	4,556	5,108	2,765	4,738	4,431	3,017	2,557	0,816	1,578	2,226	20,233
Coef. variación	1,138	0,974	0,918	1,083	0,751	0,970	0,888	0,674	0,790	0,444	0,854	0,967	0,455

1980/2005
(hm³)

Serie para asignación y reserva

	Oct	Nov	Dic	Ene	Feb	Mar	Abr	May	Jun	Jul	Ago	Sep	Total
Máximo	16,111	21,412	22,007	26,014	10,384	9,760	14,054	8,292	16,030	3,717	3,827	6,417	92,612
Mínimo	0,474	0,626	0,719	0,492	0,520	0,443	0,734	1,110	0,934	0,627	0,513	0,394	11,710
Media	4,123	5,017	5,852	4,628	2,949	3,158	4,039	3,714	2,801	1,740	1,537	2,243	41,801

Percentil 1%	0,483	0,668	0,747	0,526	0,564	0,527	0,781	1,128	0,949	0,670	0,519	0,457	13,248
Percentil 5%	0,578	0,889	0,899	0,655	0,700	0,827	1,009	1,228	1,022	0,813	0,542	0,649	17,965
Percentil 10%	0,789	1,195	1,116	0,928	0,787	0,975	1,354	1,498	1,127	0,858	0,564	0,712	19,684
Percentil 25%	1,114	2,178	1,914	1,647	1,422	1,385	2,357	2,147	1,369	1,072	0,916	1,170	28,766
Percentil 50%	2,057	3,920	3,302	2,563	2,297	1,930	3,049	3,617	2,080	1,583	1,189	1,720	36,974
Desviación típica	4,402	4,549	5,878	6,077	2,267	2,522	3,117	1,921	3,019	0,890	0,965	1,587	20,663
Coef. variación	1,068	0,907	1,004	1,313	0,769	0,799	0,772	0,517	1,078	0,512	0,628	0,708	0,494



1360. Embalse de Vadiello

1940/2005
(hm³)

Serie completa

	Oct	Nov	Dic	Ene	Feb	Mar	Abr	May	Jun	Jul	Ago	Sep	Total
Máximo	16,790	15,133	17,598	19,514	10,138	13,901	16,597	12,152	13,822	4,102	6,941	10,267	81,865
Mínimo	0,430	0,325	0,605	0,452	0,434	0,405	0,438	0,750	0,699	0,542	0,456	0,373	6,807
Media	2,987	3,514	4,231	3,858	3,097	3,722	3,988	3,732	2,782	1,714	1,549	1,846	37,019

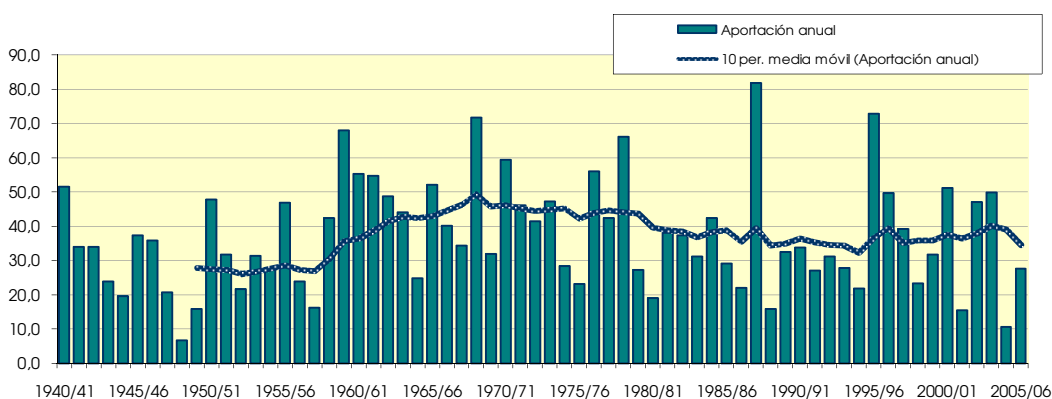
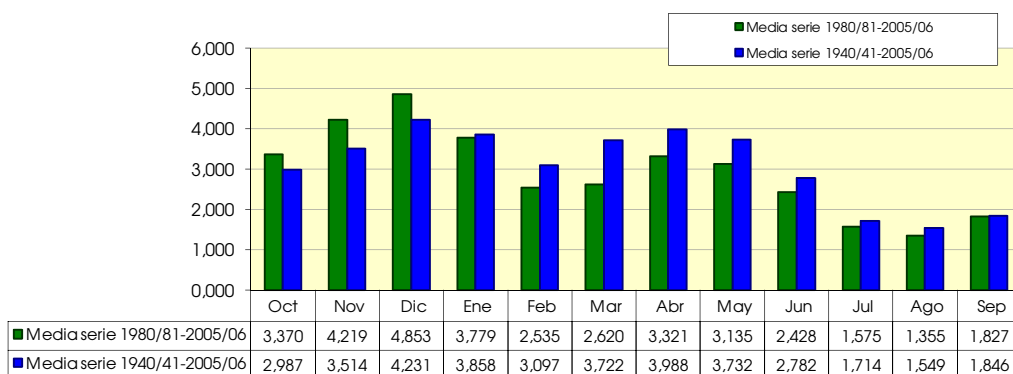
Percentil 1%	0,444	0,355	0,652	0,477	0,476	0,412	0,585	0,883	0,825	0,580	0,475	0,439	9,363
Percentil 5%	0,511	0,654	0,830	0,613	0,717	0,853	1,047	1,156	0,992	0,783	0,542	0,618	15,923
Percentil 10%	0,746	0,826	1,057	1,066	1,060	1,040	1,426	1,452	1,137	0,875	0,679	0,718	19,364
Percentil 25%	1,024	1,327	1,753	1,539	1,546	1,683	1,983	2,118	1,448	1,245	0,959	1,018	25,441
Percentil 50%	1,494	2,357	3,001	2,309	2,438	2,573	3,048	3,623	2,138	1,545	1,338	1,302	33,974
Desviación típica	3,258	3,314	3,563	3,941	2,204	3,020	3,112	2,155	2,040	0,755	1,038	1,551	15,817
Coef. variación	1,091	0,943	0,842	1,022	0,712	0,811	0,780	0,578	0,733	0,441	0,670	0,840	0,427

1980/2005
(hm³)

Serie para asignación y reserva

	Oct	Nov	Dic	Ene	Feb	Mar	Abr	May	Jun	Jul	Ago	Sep	Total
Máximo	14,708	15,133	17,598	19,514	8,049	7,417	12,020	6,441	13,822	3,360	4,237	4,775	81,865
Mínimo	0,451	0,595	0,678	0,452	0,498	0,416	0,664	0,969	0,892	0,600	0,486	0,373	10,739
Media	3,370	4,219	4,853	3,779	2,535	2,620	3,321	3,135	2,428	1,575	1,355	1,827	35,015

Percentil 1%	0,453	0,635	0,704	0,485	0,544	0,494	0,703	1,002	0,902	0,641	0,486	0,421	11,945
Percentil 5%	0,527	0,819	0,830	0,613	0,682	0,756	0,915	1,160	0,956	0,765	0,500	0,577	15,660
Percentil 10%	0,746	1,028	1,021	0,883	0,747	0,869	1,261	1,415	1,082	0,795	0,543	0,671	17,509
Percentil 25%	0,947	1,984	1,789	1,512	1,288	1,212	2,035	1,924	1,281	0,998	0,855	1,051	24,239
Percentil 50%	1,794	3,370	3,001	2,132	1,926	1,800	2,613	3,317	1,964	1,492	1,116	1,362	31,441
Desviación típica	3,496	3,683	4,564	4,645	1,812	1,950	2,439	1,495	2,505	0,747	0,841	1,175	16,586
Coef. variación	1,038	0,873	0,940	1,229	0,715	0,744	0,734	0,477	1,032	0,474	0,621	0,643	0,474



1361. Embalse de Guara

1940/2005
(hm³)

Serie completa

	Oct	Nov	Dic	Ene	Feb	Mar	Abr	May	Jun	Jul	Ago	Sep	Total
Máximo	1,815	1,609	1,839	2,000	1,069	1,464	1,946	1,509	1,268	0,703	0,663	0,985	9,357
Mínimo	0,045	0,033	0,072	0,054	0,043	0,036	0,037	0,094	0,096	0,064	0,053	0,043	0,788
Media	0,371	0,431	0,492	0,446	0,361	0,442	0,484	0,504	0,371	0,249	0,211	0,239	4,600

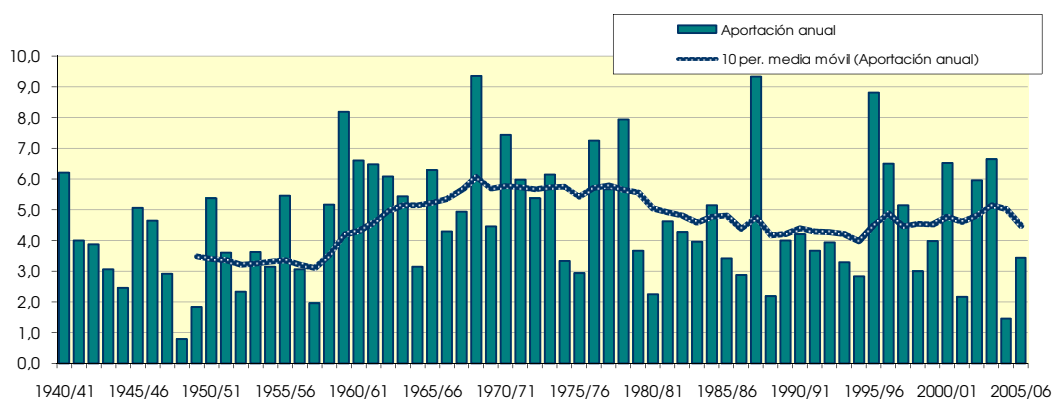
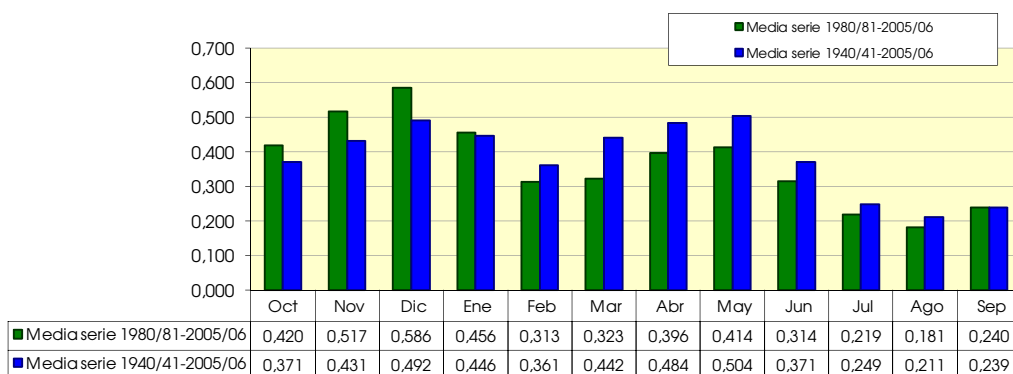
Percentil 1%	0,050	0,035	0,082	0,055	0,049	0,037	0,061	0,101	0,098	0,069	0,056	0,052	1,231
Percentil 5%	0,060	0,080	0,109	0,081	0,076	0,088	0,126	0,134	0,128	0,097	0,060	0,076	2,022
Percentil 10%	0,101	0,096	0,137	0,113	0,114	0,138	0,149	0,189	0,143	0,107	0,091	0,094	2,300
Percentil 25%	0,133	0,181	0,216	0,187	0,185	0,203	0,270	0,289	0,199	0,166	0,129	0,142	3,150
Percentil 50%	0,216	0,346	0,364	0,334	0,292	0,323	0,373	0,487	0,324	0,219	0,182	0,188	4,239
Desviación típica	0,357	0,351	0,371	0,381	0,235	0,333	0,351	0,289	0,221	0,127	0,121	0,161	1,928
Coef. variación	0,962	0,814	0,756	0,853	0,652	0,753	0,726	0,575	0,595	0,510	0,572	0,673	0,419

1980/2005
(hm³)

Serie para asignación y reserva

	Oct	Nov	Dic	Ene	Feb	Mar	Abr	May	Jun	Jul	Ago	Sep	Total
Máximo	1,488	1,609	1,839	2,000	0,899	0,944	1,320	0,809	1,268	0,573	0,473	0,501	9,345
Mínimo	0,053	0,074	0,095	0,056	0,053	0,037	0,075	0,117	0,100	0,064	0,053	0,043	1,469
Media	0,420	0,517	0,586	0,456	0,313	0,323	0,396	0,414	0,314	0,219	0,181	0,240	4,378

Percentil 1%	0,053	0,076	0,098	0,061	0,057	0,048	0,078	0,119	0,102	0,071	0,055	0,049	1,646
Percentil 5%	0,065	0,092	0,113	0,081	0,073	0,086	0,097	0,134	0,115	0,092	0,059	0,070	2,181
Percentil 10%	0,101	0,144	0,137	0,107	0,097	0,104	0,127	0,166	0,136	0,099	0,060	0,079	2,226
Percentil 25%	0,125	0,343	0,249	0,200	0,149	0,158	0,247	0,245	0,170	0,131	0,115	0,148	3,071
Percentil 50%	0,250	0,436	0,435	0,291	0,233	0,230	0,338	0,410	0,286	0,211	0,161	0,189	3,970
Desviación típica	0,390	0,367	0,471	0,466	0,221	0,238	0,261	0,199	0,233	0,116	0,106	0,137	1,958
Coef. variación	0,930	0,710	0,805	1,023	0,708	0,736	0,659	0,481	0,741	0,530	0,585	0,570	0,447



1362. Embalse de Vero

1940/2005
(hm³)

Serie completa

	Oct	Nov	Dic	Ene	Feb	Mar	Abr	May	Jun	Jul	Ago	Sep	Total
Máximo	11,344	8,492	10,734	16,088	8,160	9,559	8,269	7,190	8,829	2,850	3,381	3,745	50,890
Mínimo	0,235	0,166	0,305	0,269	0,216	0,185	0,185	0,458	0,499	0,318	0,286	0,248	4,327
Media	1,859	2,057	2,524	2,671	2,339	2,227	2,177	2,303	1,940	1,212	0,980	1,187	23,477

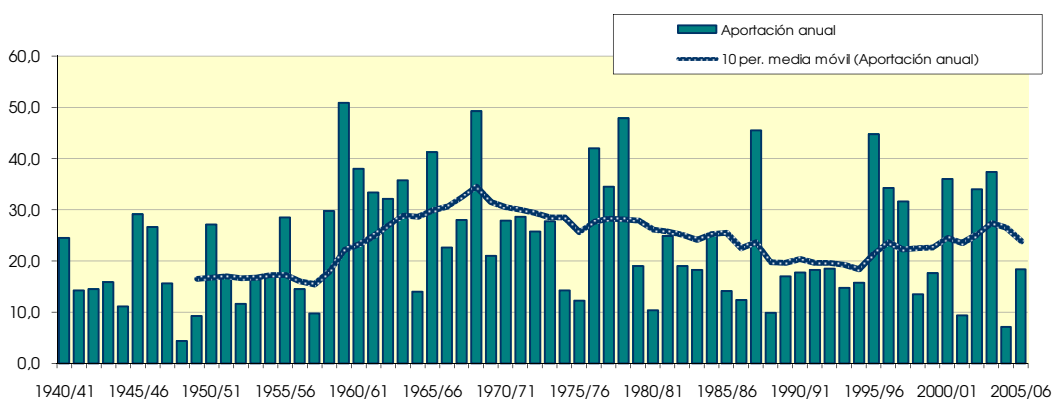
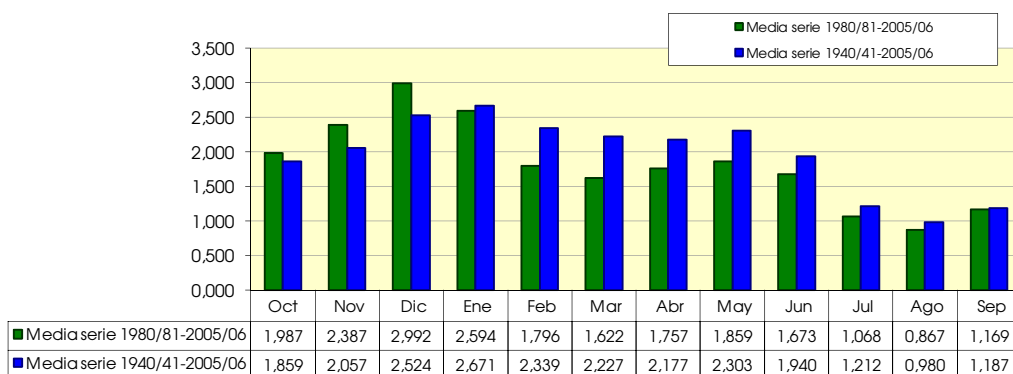
Percentil 1%	0,253	0,174	0,380	0,274	0,246	0,189	0,275	0,507	0,508	0,357	0,291	0,273	6,159
Percentil 5%	0,307	0,410	0,523	0,402	0,351	0,425	0,500	0,778	0,641	0,471	0,318	0,383	9,442
Percentil 10%	0,506	0,491	0,665	0,565	0,583	0,575	0,671	0,801	0,691	0,544	0,451	0,487	10,772
Percentil 25%	0,689	0,850	1,076	0,932	0,959	0,922	1,154	1,333	0,992	0,821	0,640	0,719	14,559
Percentil 50%	1,068	1,619	1,701	1,641	1,594	1,489	1,780	2,195	1,620	1,070	0,843	0,991	19,052
Desviación típica	2,002	1,852	2,256	2,967	1,995	1,963	1,472	1,320	1,372	0,605	0,537	0,720	11,442
Coef. variación	1,077	0,900	0,894	1,111	0,853	0,881	0,676	0,573	0,707	0,499	0,548	0,607	0,487

1980/2005
(hm³)

Serie para asignación y reserva

	Oct	Nov	Dic	Ene	Feb	Mar	Abr	May	Jun	Jul	Ago	Sep	Total
Máximo	8,161	7,852	10,734	13,886	7,531	5,607	4,895	3,911	8,829	2,850	2,033	3,149	45,494
Mínimo	0,263	0,367	0,472	0,276	0,262	0,185	0,323	0,533	0,499	0,318	0,286	0,248	7,145
Media	1,987	2,387	2,992	2,594	1,796	1,622	1,757	1,859	1,673	1,068	0,867	1,169	21,772

Percentil 1%	0,271	0,377	0,487	0,304	0,283	0,232	0,341	0,594	0,506	0,346	0,288	0,277	7,695
Percentil 5%	0,336	0,441	0,534	0,402	0,344	0,384	0,449	0,781	0,556	0,440	0,297	0,366	9,486
Percentil 10%	0,488	0,669	0,621	0,533	0,444	0,485	0,619	0,801	0,645	0,472	0,326	0,394	10,144
Percentil 25%	0,619	1,268	1,137	0,971	0,754	0,698	0,947	1,058	0,828	0,601	0,573	0,721	14,316
Percentil 50%	1,138	1,928	1,951	1,466	1,237	1,141	1,432	1,520	1,357	0,953	0,729	1,002	18,236
Desviación típica	1,911	1,866	2,781	3,143	1,612	1,346	1,112	0,946	1,638	0,589	0,504	0,699	10,976
Coef. variación	0,962	0,782	0,929	1,211	0,898	0,829	0,633	0,509	0,979	0,551	0,582	0,598	0,504



1363. Embalse de Lanuza

1940/2005
(hm³)

Serie completa

	Oct	Nov	Dic	Ene	Feb	Mar	Abr	May	Jun	Jul	Ago	Sep	Total
Máximo	37,185	37,197	23,582	28,730	26,142	32,998	31,952	51,313	55,524	33,870	27,393	20,713	241,563
Mínimo	3,232	2,651	1,083	0,495	0,966	1,169	5,517	10,276	8,050	3,229	3,429	3,066	73,690
Media	11,597	11,782	7,754	6,394	5,922	11,644	15,675	26,669	25,877	17,354	9,916	8,498	159,083

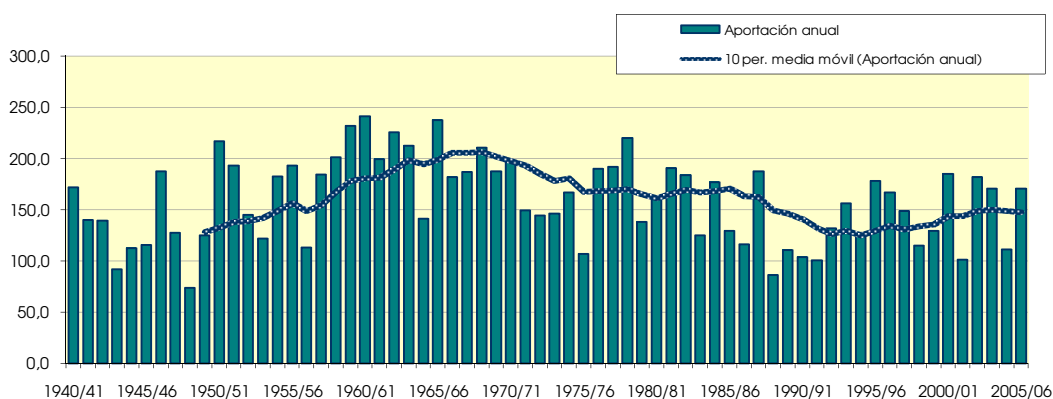
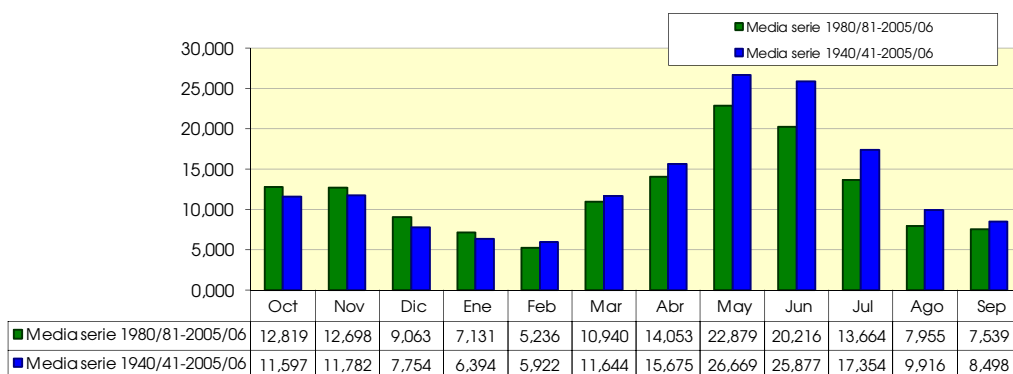
Percentil 1%	3,663	3,066	1,306	0,950	1,094	2,137	5,726	11,463	9,398	4,297	3,900	3,209	81,863
Percentil 5%	4,005	3,670	1,882	1,460	1,308	3,244	7,462	13,535	12,439	6,116	5,074	3,698	100,942
Percentil 10%	4,165	4,307	2,571	1,714	1,833	3,904	8,981	15,475	13,523	7,617	5,546	4,310	108,995
Percentil 25%	5,624	5,871	3,822	2,753	3,049	6,293	11,220	19,768	18,837	11,674	6,506	5,462	125,615
Percentil 50%	9,735	10,330	5,638	4,862	4,691	10,415	14,086	24,889	25,263	17,879	9,096	7,729	164,287
Desviación típica	7,574	7,523	5,499	5,418	4,520	6,897	6,115	10,012	10,042	7,326	4,313	4,113	40,812
Coef. variación	0,653	0,639	0,709	0,847	0,763	0,592	0,390	0,375	0,388	0,422	0,435	0,484	0,257

1980/2005
(hm³)

Serie para asignación y reserva

	Oct	Nov	Dic	Ene	Feb	Mar	Abr	May	Jun	Jul	Ago	Sep	Total
Máximo	32,217	29,606	21,327	19,387	10,440	32,998	22,785	41,610	31,839	26,472	14,999	20,713	190,492
Mínimo	3,232	4,395	2,989	1,618	1,162	3,897	5,838	13,087	8,050	3,229	3,429	3,066	86,263
Media	12,819	12,698	9,063	7,131	5,236	10,940	14,053	22,879	20,216	13,664	7,955	7,539	144,193

Percentil 1%	3,398	4,470	3,075	1,849	1,309	3,900	6,186	13,155	8,569	3,639	3,610	3,244	89,919
Percentil 5%	3,941	4,729	3,341	2,616	1,830	4,152	7,575	13,891	10,798	4,991	4,242	3,858	100,942
Percentil 10%	4,423	5,009	3,435	2,845	2,218	4,956	9,339	16,042	13,269	6,109	5,167	4,352	102,322
Percentil 25%	5,036	6,400	4,394	3,884	3,145	6,047	10,810	19,129	15,353	8,084	6,167	5,182	115,393
Percentil 50%	10,434	10,248	7,323	5,133	4,691	9,986	12,947	21,011	20,381	12,846	7,493	6,310	140,289
Desviación típica	8,678	7,693	5,718	4,387	2,619	6,664	4,534	6,429	6,121	6,569	2,831	3,872	32,925
Coef. variación	0,677	0,606	0,631	0,615	0,500	0,609	0,323	0,281	0,303	0,481	0,356	0,514	0,228



1364. Río Caldarés

1940/2005
(hm³)

Serie completa

	Oct	Nov	Dic	Ene	Feb	Mar	Abr	May	Jun	Jul	Ago	Sep	Total
Máximo	28,757	25,070	17,469	21,766	21,062	22,187	21,361	41,263	57,825	25,234	20,571	15,488	203,394
Mínimo	3,302	2,460	1,944	1,443	1,754	2,179	3,699	6,315	8,788	2,145	3,523	2,667	60,609
Media	9,722	9,459	6,707	6,778	7,019	8,236	10,772	21,116	23,555	13,484	8,358	7,167	132,375

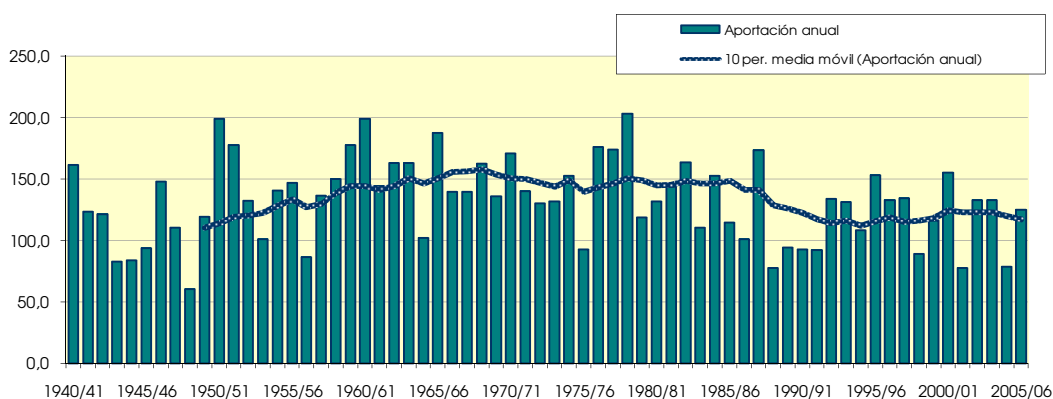
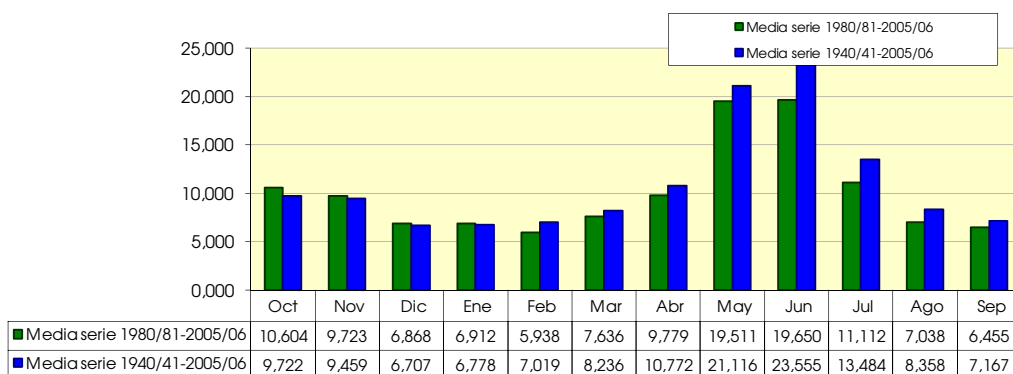
Percentil 1%	3,313	2,812	2,289	1,981	1,855	2,329	3,826	6,900	9,540	3,472	3,696	2,816	71,798
Percentil 5%	3,418	3,406	2,578	2,569	2,602	2,594	5,092	10,103	11,567	4,624	4,090	3,558	79,621
Percentil 10%	3,828	3,860	2,901	2,689	3,181	3,039	5,511	12,036	12,545	6,256	4,558	4,002	87,869
Percentil 25%	5,407	5,376	4,294	3,388	4,458	5,324	7,300	14,816	16,440	9,060	5,505	5,078	109,107
Percentil 50%	8,087	8,557	5,795	5,420	6,345	7,475	9,965	19,975	22,715	13,306	7,650	6,655	132,940
Desviación típica	6,101	5,177	3,464	4,422	3,872	4,382	4,558	8,269	9,523	5,922	3,499	2,920	33,197
Coef. variación	0,628	0,547	0,516	0,652	0,552	0,532	0,423	0,392	0,404	0,439	0,419	0,407	0,251

1980/2005
(hm³)

Serie para asignación y reserva

	Oct	Nov	Dic	Ene	Feb	Mar	Abr	May	Jun	Jul	Ago	Sep	Total
Máximo	28,757	20,333	13,258	18,452	10,084	18,698	17,777	37,930	33,993	25,031	14,752	14,992	173,642
Mínimo	3,302	4,095	2,477	2,598	1,754	2,179	3,699	10,662	8,788	2,145	3,523	2,667	77,823
Media	10,604	9,723	6,868	6,912	5,938	7,636	9,779	19,511	19,650	11,112	7,038	6,455	121,225

Percentil 1%	3,319	4,096	2,501	2,624	1,792	2,282	4,057	11,044	9,141	2,656	3,590	2,809	77,826
Percentil 5%	3,618	4,241	2,640	2,747	2,058	2,602	5,230	12,191	10,770	4,232	3,853	3,367	78,009
Percentil 10%	4,365	4,676	2,902	2,975	2,737	2,761	6,023	12,558	12,545	4,471	4,198	3,887	83,768
Percentil 25%	5,523	5,735	4,381	3,599	4,695	5,341	7,208	14,546	14,889	6,505	5,111	4,786	96,028
Percentil 50%	8,300	8,966	6,229	6,383	6,176	7,133	8,690	19,024	17,987	10,435	6,697	6,161	128,116
Desviación típica	6,800	4,838	3,204	3,898	2,152	3,906	3,656	6,139	6,942	5,926	2,604	2,649	27,501
Coef. variación	0,641	0,498	0,466	0,564	0,362	0,512	0,374	0,315	0,353	0,533	0,370	0,410	0,227



1365. Río Aurín

1940/2005
(hm³)

Serie completa

	Oct	Nov	Dic	Ene	Feb	Mar	Abr	May	Jun	Jul	Ago	Sep	Total
Máximo	19,484	20,615	27,894	15,510	10,607	19,822	15,301	24,838	14,060	6,462	6,831	9,987	96,652
Mínimo	0,756	0,470	0,772	0,633	0,613	0,992	1,211	2,249	1,490	0,750	0,776	0,682	18,947
Media	4,987	5,747	5,495	4,450	3,753	4,981	5,568	6,887	4,767	2,639	2,226	3,124	54,622

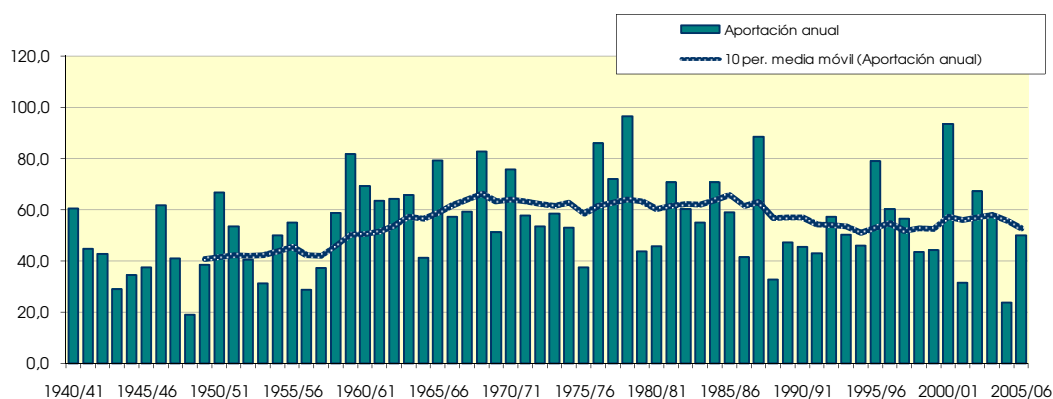
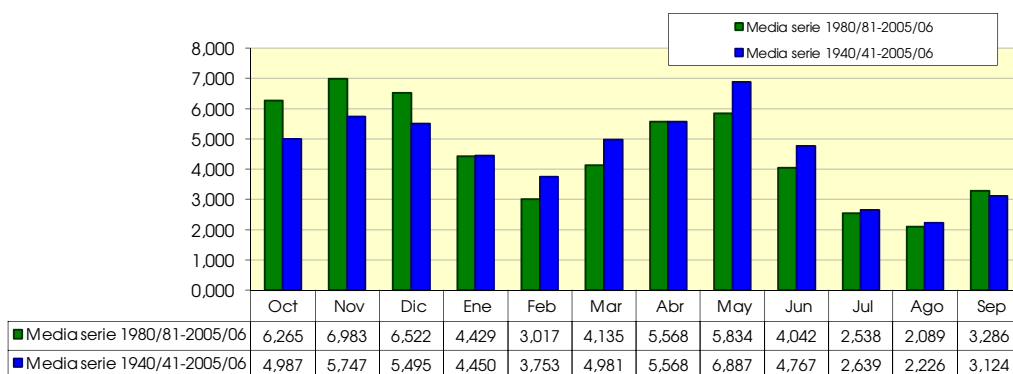
Percentil 1%	0,838	0,627	0,875	0,641	0,622	1,008	1,739	2,330	1,546	0,861	0,786	0,703	22,158
Percentil 5%	1,047	1,090	1,330	1,066	1,081	1,260	2,342	2,624	1,814	1,088	0,907	0,787	29,582
Percentil 10%	1,211	1,410	1,768	1,179	1,257	1,816	2,745	3,092	2,107	1,351	1,040	1,090	33,742
Percentil 25%	1,693	2,390	2,380	1,970	1,963	2,595	3,244	4,753	2,809	1,644	1,267	1,458	42,890
Percentil 50%	3,357	4,190	3,956	3,219	2,948	3,909	4,952	6,699	4,071	2,384	1,870	2,504	54,224
Desviación típica	4,269	4,431	4,646	3,622	2,579	3,530	2,878	3,541	2,586	1,344	1,275	2,209	17,090
Coef. variación	0,856	0,771	0,845	0,814	0,687	0,709	0,517	0,514	0,543	0,509	0,573	0,707	0,313

1980/2005
(hm³)

Serie para asignación y reserva

	Oct	Nov	Dic	Ene	Feb	Mar	Abr	May	Jun	Jul	Ago	Sep	Total
Máximo	19,484	20,615	27,894	15,510	9,747	19,822	12,910	9,225	14,060	6,462	6,223	9,163	93,648
Mínimo	0,882	0,825	0,772	0,633	0,613	1,016	2,331	2,373	1,672	0,921	0,791	0,682	23,887
Media	6,265	6,983	6,522	4,429	3,017	4,135	5,568	5,834	4,042	2,538	2,089	3,286	54,707

Percentil 1%	0,907	0,995	0,812	0,737	0,680	1,074	2,342	2,420	1,706	0,930	0,792	0,690	25,829
Percentil 5%	0,997	1,524	1,028	1,066	0,930	1,260	2,504	2,624	1,814	1,050	0,821	0,749	31,957
Percentil 10%	1,053	1,730	1,553	1,131	1,112	1,583	2,954	3,019	2,132	1,351	0,912	0,983	37,255
Percentil 25%	1,902	2,672	2,409	1,908	1,851	2,264	3,192	4,660	2,746	1,572	1,146	1,328	44,616
Percentil 50%	5,257	6,440	4,040	3,013	2,832	3,428	4,967	6,023	3,285	2,148	1,409	2,445	52,605
Desviación típica	4,971	5,196	6,137	3,927	1,880	3,667	2,735	1,997	2,442	1,423	1,376	2,486	16,575
Coef. variación	0,794	0,744	0,941	0,887	0,623	0,887	0,491	0,342	0,604	0,561	0,658	0,756	0,303



1366. Río Basa

1940/2005
(hm³)

Serie completa

	Oct	Nov	Dic	Ene	Feb	Mar	Abr	May	Jun	Jul	Ago	Sep	Total
Máximo	14,801	15,391	24,724	21,910	13,482	13,076	14,424	10,664	10,474	4,957	4,913	10,875	72,039
Mínimo	0,532	0,415	0,667	0,506	0,564	0,566	0,615	1,131	0,717	0,603	0,523	0,542	10,835
Media	3,257	4,024	4,618	4,644	3,839	3,811	3,909	3,780	2,785	1,640	1,623	2,071	40,001

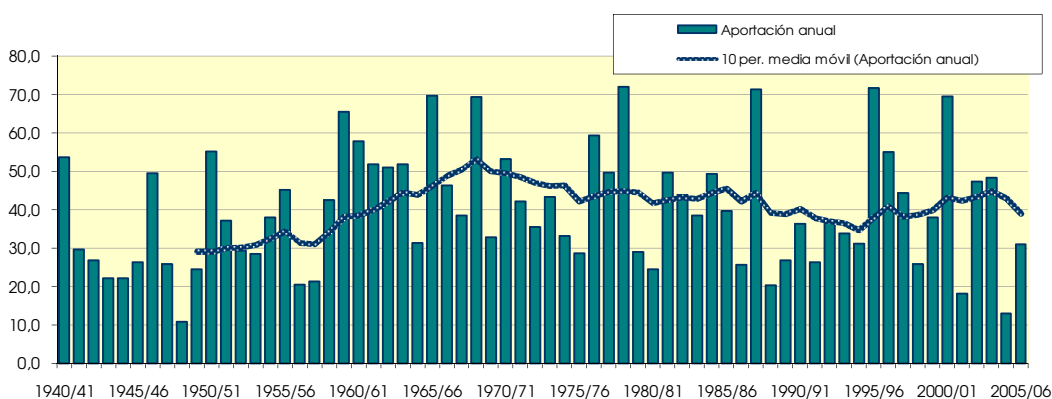
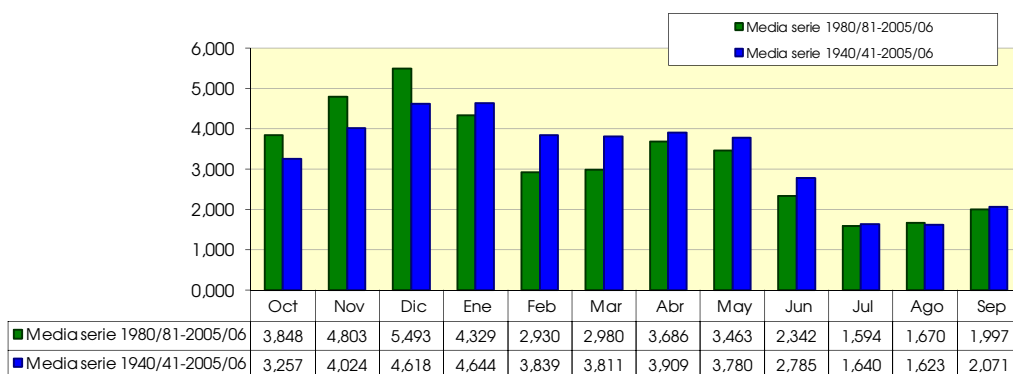
Percentil 1%	0,574	0,466	0,692	0,567	0,603	0,583	0,861	1,204	0,862	0,686	0,583	0,557	12,290
Percentil 5%	0,618	0,670	0,803	0,696	0,926	0,979	1,173	1,340	1,168	0,860	0,641	0,694	20,420
Percentil 10%	0,717	0,914	1,144	1,216	1,239	1,045	1,566	1,515	1,230	0,916	0,734	0,764	22,217
Percentil 25%	1,065	1,502	1,784	1,753	1,833	1,780	1,952	2,382	1,575	1,166	0,966	1,083	27,310
Percentil 50%	1,695	2,719	2,923	2,946	2,834	2,408	3,083	3,339	2,142	1,408	1,338	1,633	38,033
Desviación típica	3,230	3,797	4,402	4,411	2,968	3,031	2,854	2,078	1,797	0,795	0,976	1,615	15,424
Coef. variación	0,992	0,944	0,953	0,950	0,773	0,796	0,730	0,550	0,645	0,484	0,602	0,780	0,386

1980/2005
(hm³)

Serie para asignación y reserva

	Oct	Nov	Dic	Ene	Feb	Mar	Abr	May	Jun	Jul	Ago	Sep	Total
Máximo	14,801	15,391	24,724	21,910	8,460	12,038	11,241	7,165	10,474	4,064	4,913	5,303	71,732
Mínimo	0,532	0,659	0,667	0,506	0,624	0,592	0,993	1,323	0,940	0,732	0,523	0,542	13,073
Media	3,848	4,803	5,493	4,329	2,930	2,980	3,686	3,463	2,342	1,594	1,670	1,997	39,135

Percentil 1%	0,549	0,722	0,694	0,533	0,679	0,688	1,026	1,371	0,996	0,736	0,562	0,580	14,334
Percentil 5%	0,626	0,940	0,803	0,649	0,855	0,976	1,173	1,514	1,168	0,790	0,679	0,707	18,689
Percentil 10%	0,713	1,033	1,038	0,944	0,979	0,988	1,447	1,572	1,196	0,931	0,695	0,806	22,462
Percentil 25%	1,077	1,795	1,873	1,684	1,694	1,457	1,794	2,353	1,399	1,100	0,908	1,166	26,496
Percentil 50%	2,820	3,710	3,803	2,289	2,216	2,052	3,002	3,258	1,701	1,356	1,116	1,661	37,374
Desviación típica	3,515	4,121	5,881	4,964	1,947	2,623	2,676	1,606	1,891	0,830	1,235	1,182	15,778
Coef. variación	0,914	0,858	1,071	1,147	0,664	0,880	0,726	0,464	0,807	0,521	0,740	0,592	0,403



1368. Río Riel alto

1940/2005
(hm³)

Serie completa

	Oct	Nov	Dic	Ene	Feb	Mar	Abr	May	Jun	Jul	Ago	Sep	Total
Máximo	2,915	4,036	3,924	5,653	1,822	2,665	4,432	2,042	1,718	0,640	0,830	2,930	14,521
Mínimo	0,048	0,035	0,085	0,051	0,044	0,039	0,040	0,082	0,084	0,060	0,055	0,042	1,307
Media	0,487	0,652	0,727	0,758	0,500	0,555	0,639	0,496	0,370	0,227	0,203	0,347	5,963

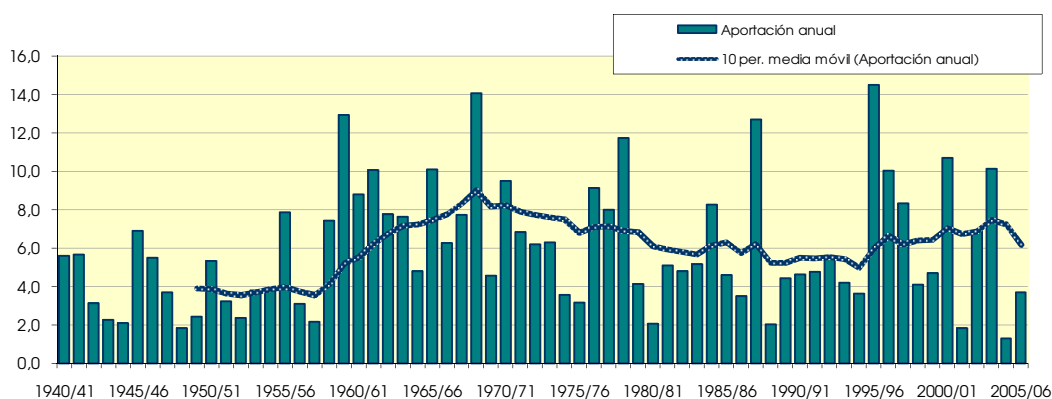
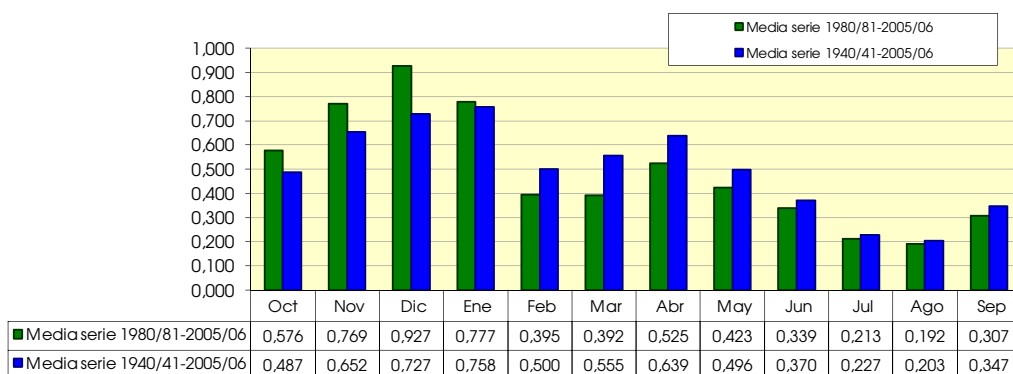
Percentil 1%	0,049	0,036	0,089	0,052	0,048	0,040	0,061	0,095	0,084	0,064	0,058	0,052	1,648
Percentil 5%	0,059	0,077	0,101	0,073	0,063	0,084	0,097	0,128	0,105	0,087	0,060	0,075	2,030
Percentil 10%	0,098	0,085	0,155	0,105	0,103	0,110	0,123	0,152	0,122	0,097	0,089	0,087	2,215
Percentil 25%	0,124	0,161	0,246	0,189	0,201	0,188	0,220	0,235	0,162	0,160	0,122	0,138	3,651
Percentil 50%	0,235	0,353	0,479	0,355	0,369	0,352	0,413	0,411	0,288	0,198	0,166	0,197	5,136
Desviación típica	0,613	0,814	0,743	0,992	0,435	0,548	0,725	0,353	0,285	0,120	0,142	0,424	3,210
Coef. variación	1,258	1,247	1,022	1,309	0,869	0,986	1,134	0,712	0,772	0,526	0,696	1,221	0,538

1980/2005
(hm³)

Serie para asignación y reserva

	Oct	Nov	Dic	Ene	Feb	Mar	Abr	May	Jun	Jul	Ago	Sep	Total
Máximo	2,823	3,851	3,924	5,653	1,644	1,351	1,927	0,876	1,718	0,595	0,694	1,017	14,521
Mínimo	0,048	0,065	0,085	0,052	0,050	0,039	0,073	0,105	0,085	0,060	0,055	0,042	1,307
Media	0,576	0,769	0,927	0,777	0,395	0,392	0,525	0,423	0,339	0,213	0,192	0,307	5,836

Percentil 1%	0,050	0,068	0,087	0,056	0,052	0,050	0,073	0,110	0,088	0,065	0,056	0,046	1,442
Percentil 5%	0,067	0,087	0,101	0,073	0,061	0,088	0,083	0,129	0,099	0,080	0,059	0,063	1,890
Percentil 10%	0,098	0,129	0,136	0,093	0,081	0,107	0,111	0,146	0,110	0,088	0,061	0,075	2,038
Percentil 25%	0,120	0,306	0,264	0,188	0,157	0,148	0,215	0,226	0,149	0,114	0,102	0,132	3,799
Percentil 50%	0,267	0,553	0,533	0,343	0,246	0,240	0,403	0,379	0,261	0,188	0,142	0,197	4,737
Desviación típica	0,694	0,794	1,015	1,227	0,372	0,347	0,464	0,246	0,344	0,124	0,151	0,261	3,412
Coef. variación	1,205	1,033	1,095	1,579	0,941	0,885	0,882	0,582	1,014	0,583	0,785	0,849	0,585



1369. Río Riel bajo

1940/2005
(hm³)

Serie completa

	Oct	Nov	Dic	Ene	Feb	Mar	Abr	May	Jun	Jul	Ago	Sep	Total
Máximo	3,376	4,568	4,247	7,102	2,429	3,149	5,887	2,590	2,121	0,875	0,909	3,393	18,238
Mínimo	0,062	0,050	0,107	0,068	0,062	0,055	0,056	0,106	0,103	0,080	0,075	0,057	1,640
Media	0,564	0,756	0,843	0,921	0,635	0,689	0,792	0,623	0,466	0,290	0,249	0,406	7,233

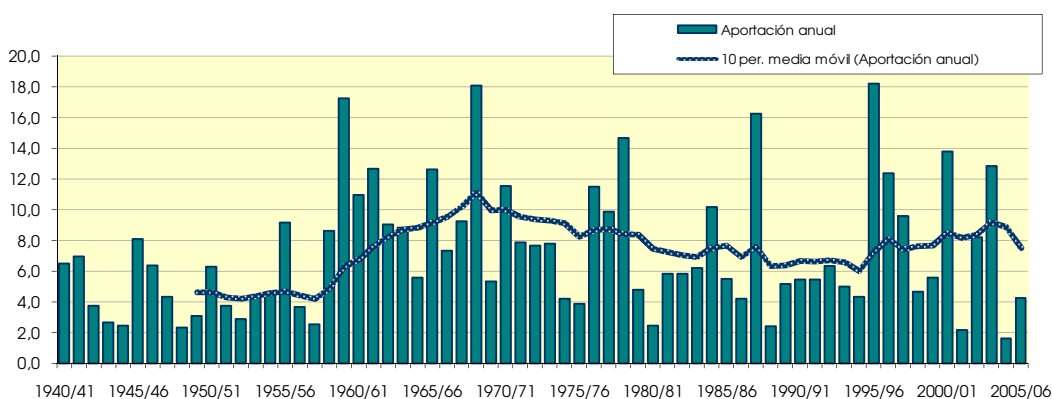
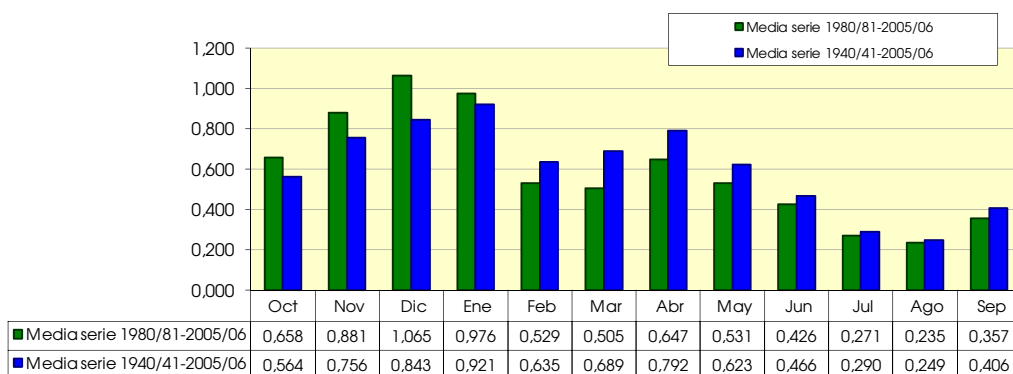
Percentil 1%	0,065	0,051	0,109	0,069	0,065	0,057	0,081	0,115	0,103	0,085	0,078	0,069	1,996
Percentil 5%	0,078	0,096	0,126	0,090	0,080	0,105	0,119	0,157	0,130	0,111	0,081	0,099	2,433
Percentil 10%	0,118	0,107	0,185	0,133	0,127	0,136	0,156	0,191	0,155	0,122	0,117	0,109	2,607
Percentil 25%	0,154	0,190	0,290	0,222	0,243	0,239	0,274	0,283	0,203	0,207	0,150	0,170	4,274
Percentil 50%	0,276	0,403	0,569	0,447	0,471	0,434	0,466	0,489	0,373	0,246	0,215	0,244	6,030
Desviación típica	0,689	0,924	0,832	1,220	0,571	0,676	0,905	0,461	0,360	0,164	0,157	0,486	4,134
Coef. variación	1,223	1,222	0,987	1,326	0,899	0,981	1,143	0,741	0,773	0,567	0,630	1,197	0,572

1980/2005
(hm³)

Serie para asignación y reserva

	Oct	Nov	Dic	Ene	Feb	Mar	Abr	May	Jun	Jul	Ago	Sep	Total
Máximo	3,133	4,278	4,247	7,102	2,380	1,804	2,437	1,231	2,121	0,855	0,763	1,092	18,238
Mínimo	0,062	0,081	0,107	0,068	0,066	0,055	0,094	0,127	0,104	0,080	0,075	0,057	1,640
Media	0,658	0,881	1,065	0,976	0,529	0,505	0,647	0,531	0,426	0,271	0,235	0,357	7,080

Percentil 1%	0,066	0,085	0,109	0,072	0,068	0,067	0,095	0,134	0,108	0,085	0,076	0,062	1,777
Percentil 5%	0,087	0,108	0,122	0,090	0,076	0,111	0,105	0,157	0,123	0,102	0,080	0,081	2,248
Percentil 10%	0,118	0,158	0,160	0,115	0,102	0,134	0,140	0,189	0,139	0,115	0,081	0,102	2,439
Percentil 25%	0,151	0,370	0,309	0,217	0,192	0,186	0,266	0,269	0,185	0,150	0,130	0,162	4,411
Percentil 50%	0,339	0,651	0,635	0,424	0,319	0,296	0,466	0,476	0,333	0,232	0,180	0,246	5,551
Desviación típica	0,775	0,892	1,111	1,546	0,533	0,456	0,563	0,314	0,416	0,167	0,167	0,281	4,385
Coef. variación	1,178	1,012	1,044	1,584	1,008	0,904	0,869	0,590	0,978	0,615	0,709	0,789	0,619



1370. Río Sotón aguas arriba de río Riel

1940/2005
(hm³)

Serie completa

	Oct	Nov	Dic	Ene	Feb	Mar	Abr	May	Jun	Jul	Ago	Sep	Total
Máximo	9,412	14,096	8,216	16,099	5,710	10,371	17,264	7,645	5,618	2,234	2,965	6,974	51,261
Mínimo	0,148	0,125	0,256	0,169	0,156	0,141	0,141	0,256	0,241	0,196	0,185	0,141	4,081
Media	1,463	1,931	2,091	2,247	1,555	1,791	2,047	1,589	1,142	0,701	0,649	0,974	18,181

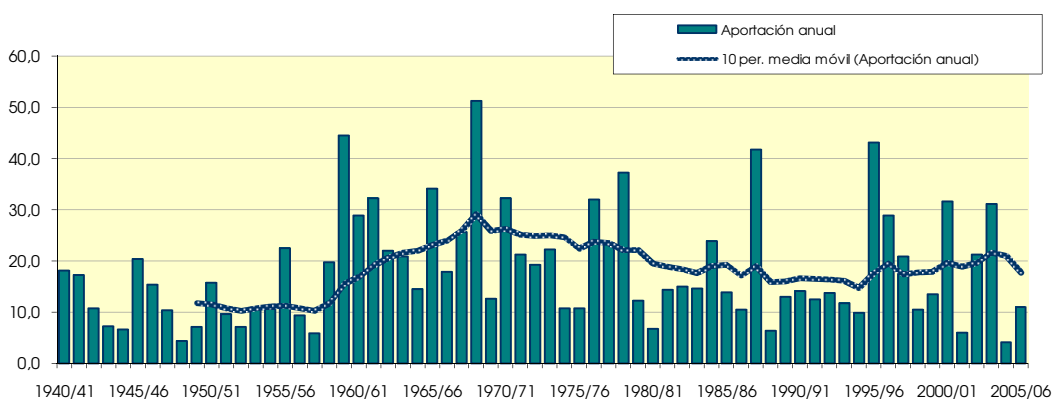
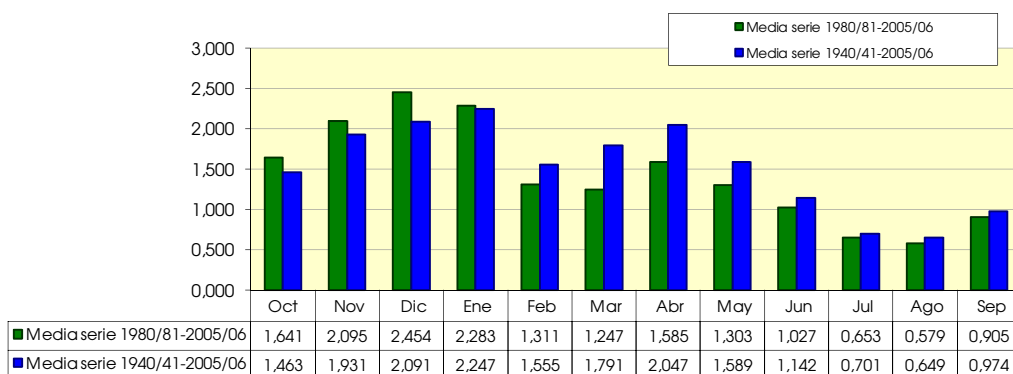
Percentil 1%	0,161	0,127	0,267	0,170	0,159	0,143	0,206	0,271	0,243	0,204	0,188	0,167	4,290
Percentil 5%	0,191	0,231	0,330	0,210	0,190	0,256	0,305	0,375	0,318	0,276	0,196	0,237	6,066
Percentil 10%	0,284	0,260	0,435	0,316	0,304	0,319	0,382	0,469	0,375	0,291	0,282	0,265	6,897
Percentil 25%	0,364	0,465	0,723	0,512	0,602	0,563	0,710	0,711	0,486	0,429	0,380	0,417	10,668
Percentil 50%	0,746	1,033	1,361	1,101	1,025	1,178	1,155	1,360	0,928	0,590	0,537	0,608	14,573
Desviación típica	1,799	2,426	1,911	2,887	1,411	1,960	2,519	1,262	0,937	0,417	0,471	1,071	10,704
Coef. variación	1,229	1,256	0,914	1,285	0,907	1,094	1,230	0,794	0,820	0,595	0,726	1,099	0,589

1980/2005
(hm³)

Serie para asignación y reserva

	Oct	Nov	Dic	Ene	Feb	Mar	Abr	May	Jun	Jul	Ago	Sep	Total
Máximo	7,674	8,850	8,216	16,099	5,700	4,869	6,442	3,047	5,618	2,111	1,461	2,754	43,163
Mínimo	0,148	0,191	0,256	0,171	0,160	0,141	0,242	0,292	0,244	0,196	0,185	0,141	4,081
Media	1,641	2,095	2,454	2,283	1,311	1,247	1,585	1,303	1,027	0,653	0,579	0,905	17,084

Percentil 1%	0,160	0,200	0,260	0,178	0,165	0,172	0,243	0,311	0,256	0,207	0,186	0,151	4,547
Percentil 5%	0,215	0,275	0,287	0,210	0,180	0,274	0,264	0,375	0,298	0,249	0,191	0,193	6,066
Percentil 10%	0,284	0,424	0,361	0,270	0,243	0,319	0,332	0,451	0,335	0,285	0,195	0,247	6,563
Percentil 25%	0,354	0,859	0,770	0,512	0,451	0,442	0,685	0,685	0,438	0,374	0,320	0,383	10,652
Percentil 50%	0,923	1,754	1,630	0,984	0,841	0,722	1,141	1,280	0,787	0,532	0,417	0,608	13,813
Desviación típica	1,898	1,904	2,376	3,540	1,302	1,177	1,420	0,769	1,072	0,425	0,385	0,727	10,451
Coef. variación	1,157	0,909	0,968	1,551	0,993	0,943	0,896	0,590	1,044	0,651	0,665	0,803	0,612



1371. Barranco Barón

1940/2005
(hm³)

Serie completa

	Oct	Nov	Dic	Ene	Feb	Mar	Abr	May	Jun	Jul	Ago	Sep	Total
Máximo	0,990	1,381	1,272	1,256	0,642	1,217	1,496	1,360	1,184	0,337	0,547	0,554	6,156
Mínimo	0,039	0,031	0,049	0,038	0,042	0,042	0,045	0,054	0,052	0,042	0,037	0,033	0,571
Media	0,196	0,226	0,282	0,235	0,197	0,323	0,362	0,330	0,229	0,122	0,108	0,118	2,728

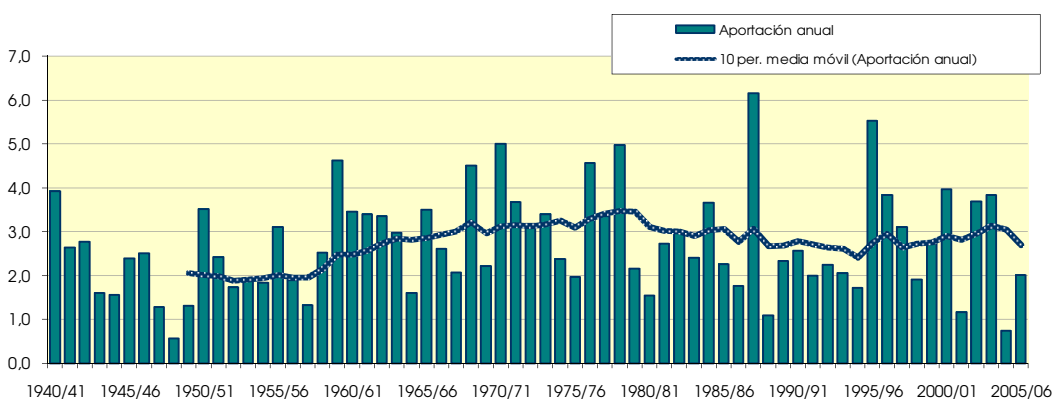
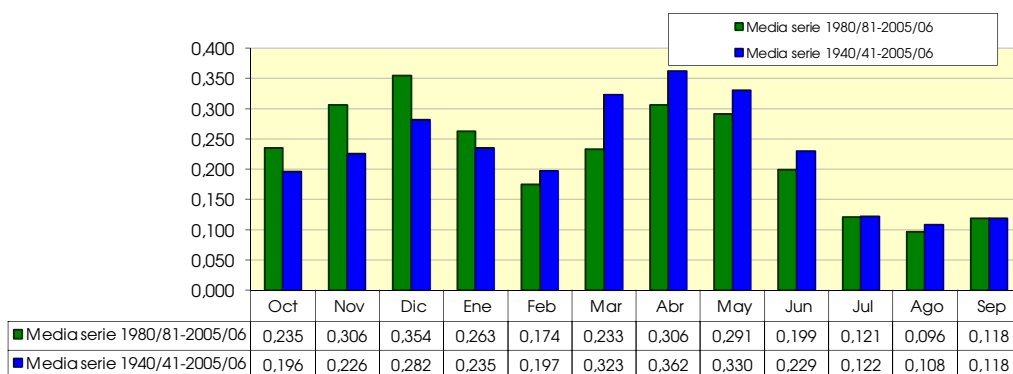
Percentil 1%	0,039	0,035	0,053	0,042	0,045	0,042	0,056	0,067	0,061	0,050	0,038	0,038	0,685
Percentil 5%	0,042	0,049	0,059	0,050	0,062	0,073	0,096	0,100	0,080	0,064	0,046	0,049	1,193
Percentil 10%	0,052	0,067	0,081	0,084	0,082	0,077	0,135	0,110	0,089	0,069	0,052	0,051	1,438
Percentil 25%	0,073	0,087	0,121	0,107	0,112	0,138	0,161	0,181	0,117	0,087	0,070	0,065	1,911
Percentil 50%	0,102	0,137	0,166	0,142	0,152	0,225	0,269	0,293	0,160	0,109	0,085	0,090	2,516
Desviación típica	0,204	0,229	0,267	0,246	0,130	0,261	0,280	0,223	0,190	0,059	0,077	0,098	1,159
Coef. variación	1,040	1,017	0,948	1,045	0,659	0,808	0,773	0,675	0,828	0,485	0,712	0,828	0,425

1980/2005
(hm³)

Serie para asignación y reserva

	Oct	Nov	Dic	Ene	Feb	Mar	Abr	May	Jun	Jul	Ago	Sep	Total
Máximo	0,990	1,381	1,272	1,256	0,548	0,730	0,947	0,669	1,184	0,309	0,225	0,381	6,156
Mínimo	0,039	0,049	0,049	0,038	0,046	0,042	0,062	0,074	0,067	0,054	0,039	0,033	0,747
Media	0,235	0,306	0,354	0,263	0,174	0,233	0,306	0,291	0,199	0,121	0,096	0,118	2,697

Percentil 1%	0,039	0,054	0,051	0,039	0,050	0,048	0,069	0,080	0,070	0,054	0,040	0,036	0,835
Percentil 5%	0,043	0,069	0,059	0,047	0,060	0,066	0,096	0,102	0,082	0,058	0,045	0,047	1,115
Percentil 10%	0,052	0,073	0,073	0,069	0,063	0,073	0,126	0,111	0,088	0,068	0,050	0,053	1,358
Percentil 25%	0,079	0,104	0,126	0,111	0,098	0,107	0,161	0,153	0,099	0,078	0,065	0,071	1,932
Percentil 50%	0,116	0,218	0,182	0,142	0,142	0,164	0,233	0,263	0,132	0,103	0,079	0,092	2,375
Desviación típica	0,246	0,306	0,358	0,313	0,113	0,197	0,215	0,155	0,222	0,069	0,053	0,078	1,278
Coef. variación	1,044	0,998	1,012	1,192	0,651	0,847	0,701	0,532	1,118	0,574	0,549	0,660	0,474



1372. Río Flumen aguas arriba de río Isuela

1940/2005
(hm³)

Serie completa

	Oct	Nov	Dic	Ene	Feb	Mar	Abr	May	Jun	Jul	Ago	Sep	Total
Máximo	21,662	21,688	22,539	27,264	12,187	26,719	24,779	19,633	16,361	4,458	11,524	14,347	97,758
Mínimo	0,456	0,340	0,719	0,493	0,453	0,422	0,463	0,797	0,745	0,579	0,486	0,394	7,340
Media	3,611	4,039	5,028	4,822	3,746	4,998	5,083	4,530	3,263	1,842	1,858	2,327	45,147

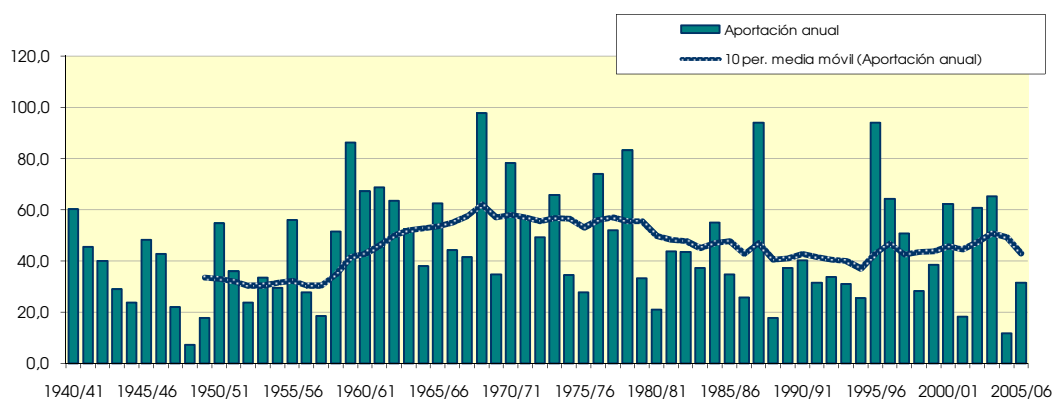
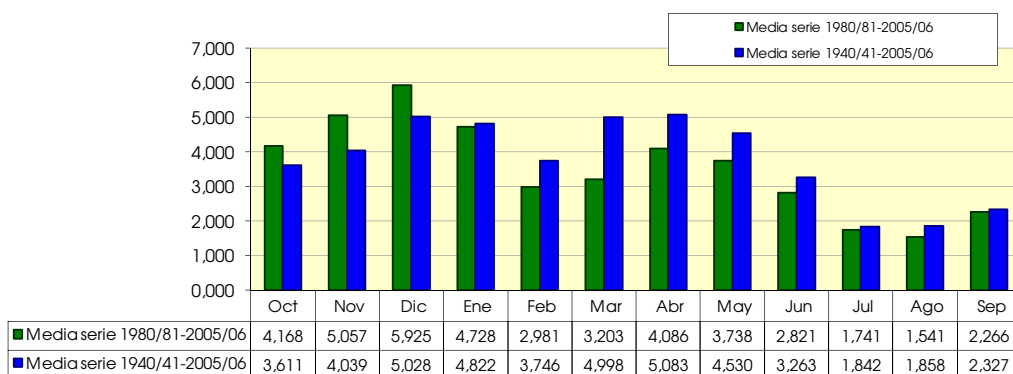
Percentil 1%	0,468	0,372	0,721	0,508	0,497	0,436	0,640	0,899	0,868	0,611	0,504	0,471	10,203
Percentil 5%	0,537	0,705	0,896	0,655	0,751	0,975	1,127	1,229	1,075	0,857	0,559	0,667	17,986
Percentil 10%	0,789	0,940	1,171	1,137	1,118	1,091	1,543	1,511	1,190	0,934	0,753	0,763	21,518
Percentil 25%	1,105	1,380	1,854	1,720	1,770	1,800	2,178	2,268	1,564	1,331	1,065	1,134	29,979
Percentil 50%	1,705	2,594	3,287	2,591	2,771	2,998	3,315	4,302	2,365	1,658	1,427	1,526	40,945
Desviación típica	4,161	3,962	4,660	5,325	2,865	4,988	4,625	3,080	2,615	0,818	1,605	2,292	20,848
Coef. variación	1,152	0,981	0,927	1,104	0,765	0,998	0,910	0,680	0,802	0,444	0,863	0,985	0,462

1980/2005
(hm³)

Serie para asignación y reserva

	Oct	Nov	Dic	Ene	Feb	Mar	Abr	May	Jun	Jul	Ago	Sep	Total
Máximo	16,430	21,688	22,539	27,264	10,802	10,076	14,559	8,485	16,361	3,719	3,837	6,593	94,140
Mínimo	0,474	0,626	0,719	0,493	0,521	0,443	0,735	1,114	0,934	0,628	0,514	0,394	11,745
Media	4,168	5,057	5,925	4,728	2,981	3,203	4,086	3,738	2,821	1,741	1,541	2,266	42,255

Percentil 1%	0,484	0,668	0,748	0,526	0,565	0,527	0,782	1,131	0,950	0,670	0,520	0,457	13,281
Percentil 5%	0,579	0,889	0,900	0,655	0,700	0,828	1,009	1,229	1,022	0,813	0,542	0,650	17,986
Percentil 10%	0,789	1,196	1,117	0,928	0,788	0,975	1,354	1,498	1,128	0,859	0,565	0,712	19,704
Percentil 25%	1,114	2,179	1,915	1,647	1,423	1,386	2,359	2,149	1,370	1,073	0,917	1,171	28,887
Percentil 50%	2,058	3,947	3,304	2,566	2,309	1,930	3,052	3,631	2,081	1,584	1,190	1,729	37,234
Desviación típica	4,475	4,610	6,015	6,332	2,340	2,602	3,212	1,953	3,084	0,891	0,972	1,622	21,173
Coef. variación	1,074	0,912	1,015	1,339	0,785	0,812	0,786	0,522	1,093	0,512	0,631	0,716	0,501



1377. Río Guatizalema bajo

(hm ²)	Oct	Nov	Dic	Ene	Feb	Mar	Abr	May	Jun	Jul	Ago	Sep	Total
1940/41	7.725	4.232	2.431	12.082	15.570	10.439	7.951	6.056	3.492	2.668	2.433	1.949	77.030
1941/42	1.521	2.089	1.484	1.314	1.185	1.669	21.393	6.711	3.404	1.962	8.605	3.085	54.422
1942/43	5.675	2.696	4.795	6.423	2.531	6.781	3.543	2.403	1.592	2.833	2.251	1.854	43.376
1943/44	2.791	2.015	3.237	1.732	1.680	1.413	1.385	5.755	5.345	2.165	3.878	1.895	33.289
1944/45	1.813	1.539	1.972	2.801	2.975	5.393	2.644	1.959	1.482	1.260	1.680	1.654	27.174
1945/46	1.287	2.612	10.225	5.825	3.298	2.438	8.376	9.868	4.921	2.727	1.834	1.706	55.118
1946/47	1.513	1.827	2.512	2.072	7.973	10.476	5.423	9.340	4.008	2.385	2.300	1.725	51.554
1947/48	1.468	1.336	1.493	8.333	4.109	2.998	2.563	2.607	2.041	1.346	1.009	0.793	30.095
1948/49	0.688	0.592	0.867	0.830	0.707	0.668	0.676	1.069	1.043	0.900	0.810	1.634	10.482
1949/50	1.575	1.672	1.857	1.413	1.590	2.522	2.010	2.913	1.974	1.344	1.600	1.057	21.527
1950/51	0.792	1.002	3.334	3.831	5.569	10.017	9.057	13.191	7.215	3.459	2.336	2.712	62.517
1951/52	2.131	3.064	3.389	2.264	1.784	3.132	9.329	5.049	2.842	3.199	2.773	1.818	40.776
1952/53	1.457	2.404	4.294	2.055	1.579	1.400	1.751	1.319	7.768	3.287	1.929	1.348	30.589
1953/54	1.981	1.519	10.999	3.960	2.648	4.131	4.052	5.455	4.452	2.143	1.315	1.037	43.692
1954/55	0.931	2.112	2.168	9.490	6.218	3.568	2.515	1.790	1.966	2.267	1.936	1.324	36.287
1955/56	3.569	2.720	7.133	5.058	2.718	13.083	8.716	8.002	4.082	2.419	3.137	4.163	64.800
1956/57	1.895	1.365	1.047	0.726	1.902	1.882	2.360	5.963	9.148	3.776	2.482	1.665	34.210
1957/58	1.260	1.035	1.351	1.695	1.820	3.028	2.180	2.499	2.183	1.880	1.405	1.505	21.840
1958/59	1.397	1.029	9.635	3.511	3.170	10.196	6.784	5.350	3.160	2.153	1.587	18.550	66.523
1959/60	7.530	11.502	14.274	14.933	13.807	19.526	7.660	6.728	5.058	3.680	2.369	2.798	109.864
1960/61	28.439	10.408	10.996	8.295	5.712	3.302	3.727	5.329	3.593	2.213	2.076	2.433	86.523
1961/62	2.379	16.149	7.925	11.690	7.144	14.522	10.391	5.525	3.260	2.008	1.394	1.591	83.978
1962/63	1.920	2.894	4.878	9.440	7.149	7.921	11.688	5.587	4.358	3.890	6.386	3.599	69.709
1963/64	2.372	8.613	7.307	3.266	9.546	6.482	6.636	5.210	5.003	3.182	2.058	2.127	61.802
1964/65	1.959	3.155	3.255	3.757	3.156	7.444	3.422	2.170	1.459	1.638	1.178	3.994	36.589
1965/66	9.480	13.306	7.428	9.327	11.353	5.719	7.635	4.684	3.255	2.270	1.557	1.336	77.349
1966/67	11.415	13.281	4.750	2.887	3.245	4.296	4.040	2.887	1.877	1.255	1.346	0.968	52.249
1967/68	1.377	19.675	6.582	3.364	3.575	2.950	4.239	5.510	3.338	2.159	3.335	2.237	58.339
1968/69	1.564	4.227	7.220	6.692	8.288	28.351	38.722	16.126	11.437	6.655	3.557	3.998	136.836
1969/70	4.283	3.725	2.555	13.080	4.153	2.683	2.020	4.123	2.547	1.746	2.079	1.218	44.212
1970/71	3.800	3.263	2.721	6.600	4.487	2.884	17.582	16.380	8.440	5.540	3.418	3.842	78.958
1971/72	2.256	1.830	2.946	3.581	8.014	7.499	4.229	7.272	8.591	4.368	3.095	10.051	63.733
1972/73	8.852	7.539	8.747	5.452	3.425	2.272	2.441	3.984	7.060	2.888	2.009	2.040	56.707
1973/74	1.211	2.198	7.696	4.398	3.415	25.012	8.983	5.715	4.394	2.653	2.507	5.201	73.382
1974/75	2.373	3.137	1.857	2.336	4.626	4.077	3.021	5.389	3.224	2.108	2.023	3.233	37.404
1975/76	1.591	1.265	2.064	1.498	3.179	2.098	5.776	4.288	2.746	1.945	2.191	2.174	30.816
1976/77	7.029	5.244	14.359	13.198	8.293	5.997	3.485	4.818	7.880	4.351	3.081	1.948	79.681
1977/78	7.633	3.182	5.225	4.360	6.818	5.532	8.223	5.905	4.114	2.677	1.683	1.148	56.500
1978/79	0.794	0.532	6.521	31.673	15.873	10.831	7.699	11.475	5.215	3.137	1.918	2.010	97.678
1979/80	6.792	2.935	2.428	1.754	1.744	2.821	3.745	6.515	3.584	2.197	1.499	1.272	37.286
1980/81	2.411	4.462	2.421	1.775	1.640	1.784	1.990	3.129	1.947	1.320	0.913	1.580	25.372
1981/82	1.222	0.870	17.329	5.565	6.077	3.395	2.702	3.091	2.077	2.052	3.664	3.081	51.125
1982/83	6.786	14.336	6.574	3.347	2.703	2.370	2.854	2.083	1.877	1.499	2.982	1.844	49.254
1983/84	1.089	4.847	5.351	3.003	2.121	6.981	4.029	8.603	4.110	2.403	1.599	1.026	45.162
1984/85	1.180	19.108	4.680	3.289	5.672	3.773	5.623	5.065	3.103	2.151	1.500	1.019	56.164
1985/86	0.730	1.357	3.773	2.575	2.820	2.333	9.627	4.937	2.875	1.829	1.245	5.235	39.337
1986/87	3.001	3.806	2.726	2.860	2.408	1.924	3.609	2.107	1.559	3.273	1.628	1.170	30.069
1987/88	18.693	4.468	7.185	20.309	6.085	3.500	19.174	8.426	18.324	5.495	3.046	1.779	116.482
1988/89	1.984	1.491	0.982	0.670	2.200	1.713	3.640	2.773	1.730	1.316	1.832	1.638	21.971
1989/90	1.139	9.517	6.852	3.266	2.499	1.407	2.507	4.446	5.107	2.550	1.630	1.745	42.666
1990/91	8.466	5.790	3.228	2.130	2.119	8.768	3.735	2.110	1.556	1.095	0.850	4.827	44.674
1991/92	2.468	5.357	2.968	1.765	1.140	1.030	1.137	3.483	5.166	2.874	5.198	3.920	36.507
1992/93	9.599	3.612	4.955	2.542	1.552	1.250	3.836	4.018	2.387	1.600	2.048	3.607	41.004
1993/94	10.508	4.073	2.989	3.270	3.829	2.265	1.636	2.698	1.825	1.261	0.953	5.263	40.569
1994/95	7.011	5.216	3.950	3.085	2.909	2.135	1.717	1.494	1.258	0.943	0.822	0.861	31.400
1995/96	0.694	4.770	25.012	40.526	13.140	7.579	6.688	7.641	3.933	4.205	3.132	2.329	119.650
1996/97	1.545	5.064	18.958	21.915	8.955	4.485	3.590	5.596	3.350	3.501	3.008	2.040	82.008
1997/98	1.361	4.607	17.410	6.488	3.735	2.524	5.286	5.389	2.917	1.789	1.302	1.920	54.727
1998/99	1.431	1.055	1.406	1.965	1.365	3.406	3.313	4.300	2.772	2.624	2.437	4.755	30.828
1999/00	5.108	3.059	2.175	1.413	0.937	1.129	9.598	7.379	6.298	2.930	1.793	1.474	43.293
2000/01	1.957	10.235	12.374	11.923	5.647	10.814	6.252	5.215	2.901	2.650	1.748	1.934	73.651
2001/02	2.051	1.714	1.151	0.858	0.945	1.541	2.649	2.509	1.827	1.495	1.928	2.590	21.258
2002/03	3.760	6.830	7.891	5.846	11.776	9.274	4.835	5.427	3.297	2.265	1.495	3.943	66.639
2003/04	15.063	14.295	6.933	4.180	4.665	8.898	7.101	4.967	2.798	2.112	1.453	1.460	73.925
2004/05	3.486	1.909	1.414	1.019	0.751	0.654	0.973	1.397	1.351	1.160	0.800	0.617	15.531
2005/06	7.346	2.850	2.183	2.168	2.415	4.560	2.713	1.802	1.395	1.758	1.279	7.530	37.998

1377. Río Guatizalema bajo

1940/2005
(hm³)

Serie completa

	Oct	Nov	Dic	Ene	Feb	Mar	Abr	May	Jun	Jul	Ago	Sep	Total
Máximo	28,439	19,675	25,012	40,526	15,873	28,351	38,722	16,380	18,324	6,655	8,605	18,550	136,836
Mínimo	0,688	0,532	0,867	0,670	0,707	0,654	0,676	1,069	1,043	0,900	0,800	0,617	10,482
Media	4,191	4,843	5,740	5,981	4,638	5,560	5,892	5,197	3,944	2,498	2,217	2,725	53,427

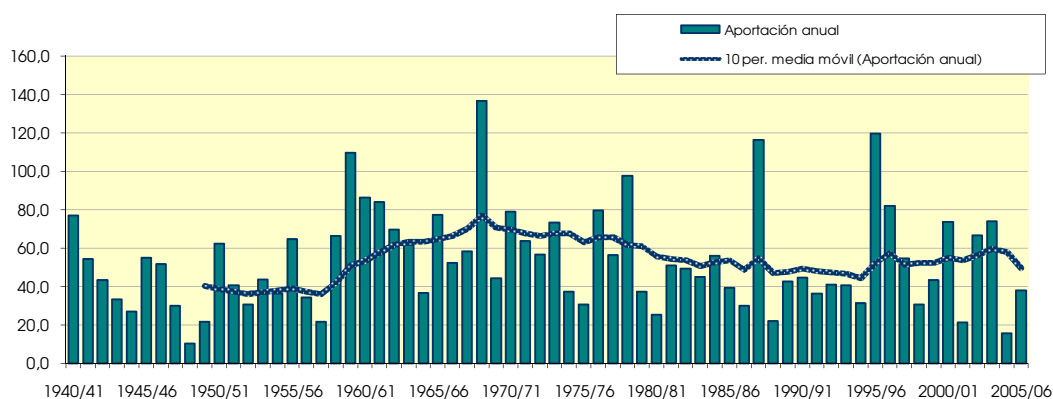
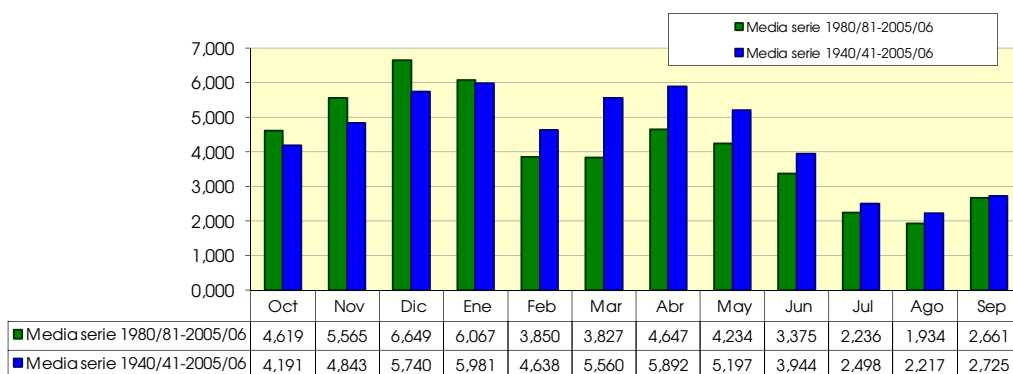
Percentil 1%	0,692	0,571	0,942	0,707	0,735	0,663	0,869	1,231	1,183	0,928	0,806	0,731	13,764
Percentil 5%	0,793	1,009	1,201	0,899	0,994	1,160	1,447	1,568	1,411	1,184	0,866	0,981	21,605
Percentil 10%	1,114	1,160	1,449	1,413	1,458	1,410	1,870	2,021	1,558	1,289	1,094	1,047	26,273
Percentil 25%	1,437	1,828	2,423	2,087	2,119	2,267	2,646	2,801	1,991	1,765	1,496	1,481	36,342
Percentil 50%	2,091	3,146	4,122	3,355	3,272	3,453	3,933	5,057	3,258	2,239	1,928	1,927	47,208
Desviación típica	4,762	4,559	4,889	7,023	3,644	5,340	5,791	3,146	2,824	1,128	1,286	2,576	25,935
Coef. variación	1,136	0,941	0,852	1,174	0,786	0,960	0,983	0,605	0,716	0,451	0,580	0,945	0,485

1980/2005
(hm³)

Serie para asignación y reserva

	Oct	Nov	Dic	Ene	Feb	Mar	Abr	May	Jun	Jul	Ago	Sep	Total
Máximo	18,693	19,108	25,012	40,526	13,140	10,814	19,174	8,603	18,324	5,495	5,198	7,530	119,650
Mínimo	0,694	0,870	0,982	0,670	0,751	0,654	0,973	1,397	1,258	0,943	0,800	0,617	15,531
Media	4,619	5,565	6,649	6,067	3,850	3,827	4,647	4,234	3,375	2,236	1,934	2,661	49,664

Percentil 1%	0,703	0,916	1,025	0,717	0,797	0,748	1,014	1,422	1,281	0,981	0,805	0,678	16,963
Percentil 5%	0,820	1,130	1,215	0,899	0,939	1,055	1,261	1,571	1,362	1,112	0,829	0,901	21,436
Percentil 10%	1,114	1,424	1,410	1,216	1,043	1,190	1,676	1,942	1,476	1,211	0,882	1,022	23,671
Percentil 25%	1,379	2,902	2,497	2,006	1,760	1,731	2,663	2,556	1,825	1,496	1,285	1,500	32,677
Percentil 50%	2,440	4,538	4,315	3,044	2,601	2,447	3,625	4,159	2,785	2,082	1,629	1,927	42,980
Desviación típica	4,660	4,509	6,345	8,835	3,228	2,971	3,748	2,109	3,311	1,047	1,036	1,725	26,108
Coef. variación	1,009	0,810	0,954	1,456	0,838	0,776	0,807	0,498	0,981	0,468	0,536	0,648	0,526



1380. Rio Formiga

(hm ²)	Oct	Nov	Dic	Ene	Feb	Mar	Abr	May	Jun	Jul	Ago	Sep	Total
1940/41	3.239	2.257	1.137	5.152	6.862	4.909	3.782	3.468	2.523	1.650	1.301	1.006	37.286
1941/42	0.759	1.119	0.731	0.540	0.381	0.999	7.784	2.837	1.618	0.885	3.286	1.616	22.553
1942/43	2.488	1.550	1.818	3.489	1.319	2.821	1.808	1.454	0.786	2.167	1.332	0.894	21.926
1943/44	1.334	1.016	1.756	0.819	0.834	0.712	0.850	4.047	2.370	1.286	1.796	1.038	17.858
1944/45	0.829	0.830	0.846	1.355	1.475	3.355	1.654	1.245	0.737	0.582	0.810	0.860	14.578
1945/46	0.671	1.896	6.013	3.385	1.710	1.378	3.447	5.292	3.055	1.583	0.984	0.967	30.382
1946/47	0.815	1.362	1.367	1.184	4.111	5.084	2.967	6.153	2.149	1.196	1.024	0.819	28.229
1947/48	0.702	0.728	0.817	5.480	1.993	2.047	1.478	1.807	1.298	0.712	0.453	0.297	17.813
1948/49	0.235	0.191	0.408	0.325	0.225	0.193	0.196	0.617	0.509	0.375	0.297	0.825	4.397
1949/50	0.795	0.808	0.778	0.537	0.591	1.191	0.864	1.673	0.917	0.530	0.698	0.520	9.900
1950/51	0.349	0.406	1.592	1.966	2.385	3.733	3.847	5.626	3.894	1.987	1.187	1.441	28.413
1951/52	1.228	1.467	1.601	0.980	0.681	1.202	3.298	2.924	1.566	1.978	1.398	0.939	19.260
1952/53	0.710	0.845	1.504	0.927	0.580	0.454	0.620	0.611	3.459	1.483	0.897	0.617	12.707
1953/54	1.063	0.799	5.764	1.785	1.161	1.468	1.635	2.725	2.116	1.172	0.643	0.530	20.859
1954/55	0.450	0.980	1.105	3.070	2.541	1.905	1.237	0.992	0.938	0.924	0.866	0.626	15.635
1955/56	2.546	1.647	3.659	2.204	1.506	4.192	3.420	4.577	2.307	1.223	1.652	1.850	30.782
1956/57	1.045	0.652	0.450	0.280	0.712	0.910	1.139	3.518	3.973	1.924	1.342	0.906	16.851
1957/58	0.644	0.493	0.584	0.836	0.772	1.098	0.876	1.283	1.012	1.031	0.662	0.811	10.101
1958/59	0.728	0.459	5.937	1.861	1.725	4.268	3.256	3.047	1.850	1.118	0.742	6.048	31.040
1959/60	3.158	4.541	5.703	5.793	4.719	6.342	3.368	4.367	2.800	2.716	1.293	1.729	46.530
1960/61	12.533	4.424	4.730	3.535	2.392	1.507	1.667	3.466	2.055	1.153	0.923	1.308	39.692
1961/62	1.245	7.323	3.970	4.584	3.129	5.013	3.935	3.151	2.093	1.220	0.640	0.826	37.130
1962/63	0.998	1.464	2.577	5.121	3.370	3.034	4.763	3.307	2.457	2.483	3.477	2.385	35.433
1963/64	1.411	4.345	4.063	1.921	4.043	2.940	3.213	3.611	3.234	1.837	1.064	1.190	32.871
1964/65	1.026	1.607	2.127	2.270	1.726	3.273	1.678	1.432	0.790	0.676	0.703	1.732	19.038
1965/66	5.537	5.802	3.948	4.921	4.730	2.627	3.370	2.677	1.785	1.108	0.687	0.559	37.751
1966/67	5.629	4.880	2.664	1.447	1.612	2.024	1.947	1.617	1.014	0.547	0.515	0.434	24.330
1967/68	0.784	11.130	2.798	1.524	1.686	1.449	2.069	3.111	1.721	1.076	1.848	1.218	30.414
1968/69	0.852	2.686	4.259	4.397	3.923	9.084	10.587	7.057	5.013	4.959	2.080	2.376	57.272
1969/70	2.497	2.472	1.399	8.531	2.211	1.258	0.912	2.508	1.630	0.938	1.372	0.616	26.346
1970/71	2.929	1.850	1.281	3.753	2.249	1.544	7.848	7.912	4.677	3.097	2.037	1.998	41.175
1971/72	1.429	0.967	2.116	1.904	4.279	3.648	2.380	4.580	5.034	2.568	1.792	3.804	34.501
1972/73	5.221	3.641	4.157	3.671	1.898	1.074	1.305	2.581	3.761	1.751	1.048	0.970	31.077
1973/74	0.618	1.660	3.536	2.427	1.877	8.486	3.854	3.895	3.029	1.615	2.004	2.323	35.325
1974/75	1.253	1.527	0.889	0.767	1.615	1.950	1.539	3.260	2.150	1.122	0.893	1.704	18.669
1975/76	0.819	0.492	1.060	0.747	1.275	1.015	2.801	2.669	1.757	1.083	1.561	1.289	16.567
1976/77	3.903	2.569	6.905	6.260	3.611	3.002	2.080	3.710	4.533	2.870	1.801	1.034	42.277
1977/78	4.630	2.058	3.839	2.335	3.501	3.651	4.336	3.386	2.524	1.456	0.790	0.486	32.991
1978/79	0.297	0.174	4.525	12.504	6.403	5.021	3.575	5.890	3.582	2.035	1.018	1.797	46.822
1979/80	4.079	1.813	1.493	0.856	0.787	1.232	2.012	3.842	2.209	1.232	0.707	0.536	20.798
1980/81	0.937	3.032	1.241	0.741	0.713	0.675	1.036	1.476	1.081	0.627	0.363	0.767	12.688
1981/82	0.649	0.384	7.527	2.895	2.877	1.864	1.434	2.166	1.341	1.215	1.725	2.137	26.215
1982/83	3.025	6.577	3.868	1.851	1.378	1.113	1.233	0.893	1.159	0.675	1.665	0.977	24.414
1983/84	0.549	2.891	3.181	1.593	1.006	3.340	1.913	4.717	2.202	1.171	0.740	0.433	23.737
1984/85	0.531	8.520	2.721	1.897	2.754	1.945	3.077	2.800	2.007	1.269	0.695	0.390	28.605
1985/86	0.300	0.706	2.268	1.656	1.323	1.060	3.719	2.793	1.712	0.907	0.513	2.061	19.018
1986/87	1.476	2.866	1.556	1.831	1.171	0.892	1.497	1.216	0.880	1.465	0.825	0.543	16.219
1987/88	8.450	2.371	4.994	7.751	3.113	1.789	8.913	3.857	6.381	3.000	1.592	0.861	53.072
1988/89	1.331	0.828	0.494	0.298	1.464	1.013	1.576	1.957	0.953	0.652	0.838	1.064	12.467
1989/90	0.562	4.579	3.382	1.950	1.244	0.707	1.132	2.560	2.478	1.507	0.854	1.362	22.318
1990/91	5.232	4.191	1.961	1.166	1.041	3.363	1.828	1.084	0.926	0.489	0.311	2.567	24.159
1991/92	1.588	4.053	1.629	0.971	0.568	0.435	0.546	1.940	3.233	1.826	2.210	2.392	21.390
1992/93	5.954	2.117	2.710	1.330	0.720	0.653	1.901	2.056	1.490	0.827	1.043	2.311	23.111
1993/94	4.662	2.097	1.460	1.640	1.764	1.142	0.675	1.651	0.919	0.510	0.305	1.791	18.616
1994/95	4.895	3.051	2.391	1.659	1.239	0.835	0.744	0.692	0.534	0.333	0.283	0.358	17.015
1995/96	0.274	2.599	12.197	14.029	4.787	3.119	3.418	4.187	2.667	2.187	1.854	1.442	52.759
1996/97	0.828	3.034	10.354	8.788	3.522	2.166	2.218	3.606	2.020	2.926	1.686	1.061	42.209
1997/98	0.626	3.315	9.019	3.532	2.147	1.295	2.604	3.638	1.715	0.933	0.609	1.006	30.438
1998/99	0.693	0.423	0.587	1.003	0.640	1.599	1.723	2.325	1.595	1.392	1.236	3.664	16.878
1999/00	2.987	1.896	1.145	0.643	0.367	0.506	4.109	3.547	3.434	1.611	0.953	0.871	22.068
2000/01	1.068	6.508	7.614	6.640	2.922	5.667	2.899	3.095	1.551	1.547	0.864	1.021	41.395
2001/02	1.171	0.999	0.564	0.546	0.367	0.853	2.090	1.511	1.140	0.812	1.106	1.214	12.373
2002/03	2.629	3.423	4.041	3.388	5.311	4.564	2.560	3.256	1.761	1.179	0.748	2.473	35.332
2003/04	11.638	6.059	4.343	2.350	1.922	3.454	3.082	2.981	1.703	1.188	0.742	0.798	40.260
2004/05	2.897	1.147	0.802	0.471	0.274	0.193	0.431	0.887	0.662	0.527	0.324	0.227	8.842
2005/06	4.367	1.884	1.161	1.169	1.258	2.175	1.784	0.971	0.605	0.996	0.595	3.073	20.038

1380. Río Formiga

1940/2005
(hm³)

Serie completa

	Oct	Nov	Dic	Ene	Feb	Mar	Abr	May	Jun	Jul	Ago	Sep	Total
Máximo	12,533	11,130	12,197	14,029	6,862	9,084	10,587	7,912	6,381	4,959	3,477	6,048	57,272
Mínimo	0,235	0,174	0,408	0,280	0,225	0,193	0,196	0,611	0,509	0,333	0,283	0,227	4,397
Media	2,285	2,522	3,017	2,837	2,098	2,387	2,599	2,936	2,137	1,411	1,126	1,360	26,715

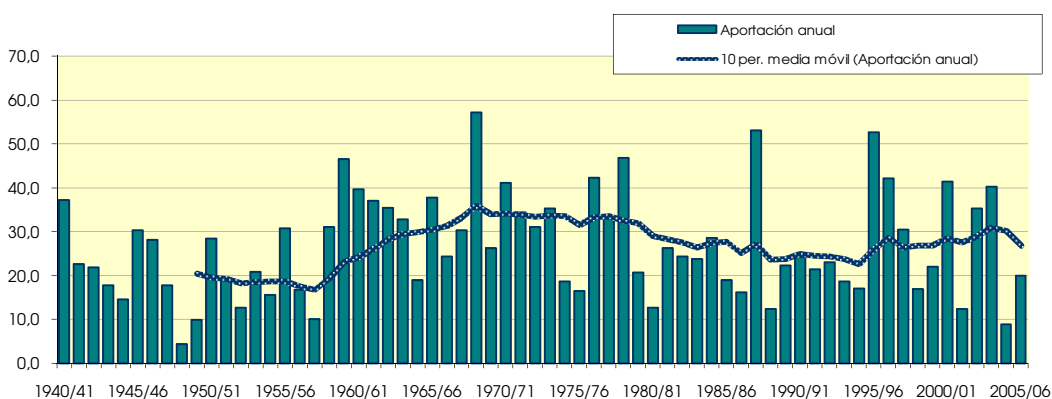
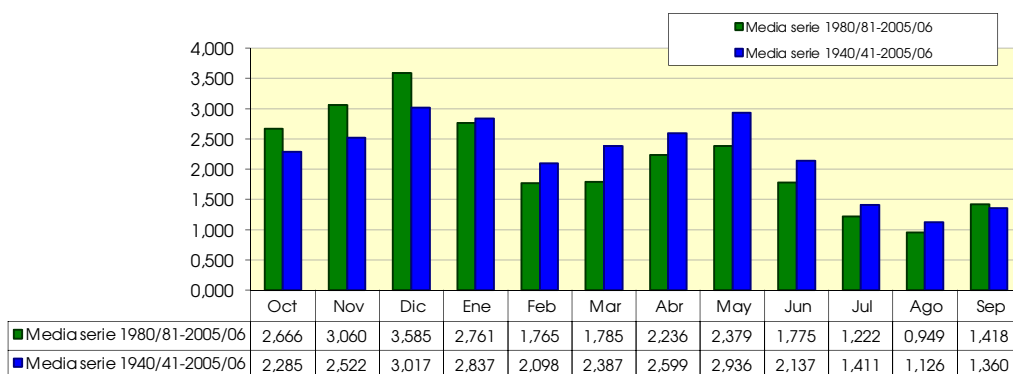
Percentil 1%	0,261	0,185	0,436	0,292	0,257	0,193	0,349	0,615	0,525	0,360	0,292	0,273	7,286
Percentil 5%	0,312	0,410	0,569	0,488	0,371	0,467	0,633	0,888	0,681	0,515	0,314	0,400	10,669
Percentil 10%	0,540	0,493	0,755	0,594	0,585	0,691	0,857	1,038	0,835	0,564	0,483	0,503	12,698
Percentil 25%	0,714	0,970	1,181	0,986	1,015	1,064	1,445	1,656	1,145	0,911	0,699	0,801	18,048
Percentil 50%	1,199	1,890	2,198	1,879	1,698	1,827	2,040	2,880	1,818	1,206	0,938	1,027	24,245
Desviación típica	2,501	2,162	2,485	2,754	1,516	1,871	1,948	1,552	1,247	0,810	0,644	0,983	11,665
Coef. variación	1,095	0,857	0,824	0,971	0,722	0,784	0,749	0,529	0,584	0,574	0,572	0,722	0,437

1980/2005
(hm³)

Serie para asignación y reserva

	Oct	Nov	Dic	Ene	Feb	Mar	Abr	May	Jun	Jul	Ago	Sep	Total
Máximo	11,638	8,520	12,197	14,029	5,311	5,667	8,913	4,717	6,381	3,000	2,210	3,664	53,072
Mínimo	0,274	0,384	0,494	0,298	0,274	0,193	0,431	0,692	0,534	0,333	0,283	0,227	8,842
Media	2,666	3,060	3,585	2,761	1,765	1,785	2,236	2,379	1,775	1,222	0,949	1,418	25,601

Percentil 1%	0,281	0,394	0,512	0,341	0,297	0,253	0,459	0,741	0,552	0,372	0,289	0,260	9,725
Percentil 5%	0,358	0,493	0,570	0,490	0,367	0,453	0,578	0,888	0,619	0,495	0,307	0,366	12,397
Percentil 10%	0,540	0,767	0,694	0,594	0,468	0,580	0,709	0,932	0,771	0,519	0,318	0,411	12,578
Percentil 25%	0,660	1,887	1,296	1,044	0,791	0,840	1,283	1,485	0,985	0,709	0,598	0,814	17,415
Percentil 50%	1,404	2,879	2,550	1,658	1,290	1,218	1,864	2,245	1,573	1,175	0,831	1,062	22,714
Desviación típica	2,799	2,056	3,205	3,167	1,328	1,373	1,682	1,137	1,206	0,683	0,539	0,908	11,950
Coef. variación	1,050	0,672	0,894	1,147	0,752	0,769	0,752	0,478	0,680	0,559	0,568	0,640	0,467



1382. Río Vero bajo

(hm ²)	Oct	Nov	Dic	Ene	Feb	Mar	Abr	May	Jun	Jul	Ago	Sep	Total
1940/41	3,450	3,158	2,203	10,509	9,726	6,904	6,005	5,288	3,310	2,292	2,627	3,039	58,509
1941/42	1,508	1,703	1,388	0,993	0,778	1,087	12,985	4,879	3,056	1,817	2,787	3,027	36,007
1942/43	3,218	2,759	2,497	3,111	2,654	3,018	3,217	2,390	1,477	2,102	2,111	1,788	30,341
1943/44	3,127	1,935	3,518	1,666	2,589	1,351	1,218	5,562	4,048	2,584	2,790	2,078	32,467
1944/45	1,538	1,720	1,528	3,982	2,449	2,656	2,463	1,909	1,423	1,808	1,667	1,784	24,927
1945/46	1,408	1,902	8,524	5,077	3,116	2,181	12,123	15,388	5,361	2,900	2,035	1,640	61,655
1946/47	1,564	1,570	2,449	2,750	12,051	11,677	5,242	8,384	4,200	2,639	1,988	1,791	56,306
1947/48	1,548	1,429	1,615	7,968	4,299	3,430	3,431	3,220	2,308	1,393	0,894	0,608	32,144
1948/49	0,525	0,377	0,675	0,665	0,455	0,407	0,396	1,392	1,104	0,815	0,634	2,208	9,653
1949/50	1,709	2,085	1,578	1,084	1,325	2,634	1,762	2,814	1,779	1,097	1,290	1,087	20,244
1950/51	0,727	0,950	3,092	3,427	9,479	9,485	9,036	14,828	6,708	3,769	2,376	3,328	67,205
1951/52	2,414	3,001	2,671	1,981	1,374	2,453	4,563	4,757	3,116	3,083	2,968	1,899	34,280
1952/53	1,398	1,729	2,458	1,870	1,180	0,887	1,065	0,960	7,083	2,983	1,785	1,400	24,797
1953/54	2,428	1,612	9,106	3,586	2,388	2,884	2,932	3,658	3,517	2,333	1,293	1,307	37,044
1954/55	1,056	1,735	1,833	5,508	7,794	3,933	2,400	1,637	2,529	1,876	2,070	1,390	33,761
1955/56	5,034	3,528	4,909	4,708	3,217	11,648	7,709	8,605	4,548	2,428	2,280	2,835	61,449
1956/57	2,115	1,329	0,889	0,566	1,329	1,490	1,969	5,385	8,521	3,814	3,406	1,858	32,671
1957/58	1,375	1,058	1,056	1,878	1,535	2,192	1,750	1,649	1,710	1,664	1,366	2,382	19,616
1958/59	1,448	0,931	9,627	3,816	3,831	15,716	7,133	5,702	3,506	2,170	1,563	11,710	67,153
1959/60	6,949	7,341	11,955	17,042	13,848	19,430	6,272	6,377	6,407	5,447	2,842	3,502	107,410
1960/61	30,843	9,374	9,014	9,351	4,374	2,797	3,596	6,063	4,024	2,238	1,557	2,932	86,163
1961/62	2,632	11,195	6,339	8,746	8,643	13,364	9,075	5,471	3,391	1,991	1,217	1,859	73,923
1962/63	2,478	3,365	4,801	10,956	10,646	4,929	8,047	4,809	3,879	3,539	6,263	4,878	68,590
1963/64	2,851	5,952	8,032	3,890	17,149	6,639	7,027	8,069	9,990	3,667	2,143	2,466	77,874
1964/65	1,937	2,297	2,992	2,941	3,017	4,861	3,039	1,933	1,341	1,351	1,221	3,100	30,032
1965/66	18,142	11,275	8,107	12,036	15,521	5,317	6,717	5,402	4,394	2,240	1,599	1,110	91,859
1966/67	6,204	9,624	4,786	3,039	3,808	4,238	5,300	3,156	1,868	1,094	1,019	0,893	45,028
1967/68	1,556	18,380	5,597	3,067	4,591	3,119	3,500	6,034	3,928	2,106	3,227	2,807	57,913
1968/69	1,728	3,997	5,282	6,498	11,987	28,807	24,887	13,027	10,374	5,708	3,617	4,054	119,965
1969/70	5,133	3,993	2,670	9,662	4,444	2,568	1,510	3,711	2,679	1,727	1,680	1,245	41,021
1970/71	2,371	2,683	2,447	5,219	3,544	2,719	7,828	10,821	8,893	5,387	4,113	3,540	59,567
1971/72	2,540	2,039	2,008	3,417	9,657	7,105	4,153	6,241	10,130	4,955	3,308	10,093	65,646
1972/73	6,742	5,635	7,737	6,733	3,820	2,144	2,817	3,152	7,549	3,579	2,099	1,690	53,698
1973/74	1,236	1,915	6,349	4,437	3,794	22,249	7,316	6,058	4,753	2,913	2,544	5,218	68,782
1974/75	2,521	2,157	1,759	1,465	2,400	3,157	2,613	5,027	3,307	2,056	1,596	2,435	30,494
1975/76	1,649	0,991	1,728	1,343	1,838	1,753	3,473	3,479	2,801	1,919	2,999	2,465	26,438
1976/77	5,107	4,746	15,699	15,701	7,704	5,102	3,632	7,786	9,901	5,446	3,492	2,077	86,393
1977/78	7,623	4,090	6,188	4,956	8,657	8,303	10,771	7,161	5,941	2,804	1,571	0,987	69,052
1978/79	0,598	0,351	6,120	39,975	15,617	12,475	7,239	8,465	5,137	3,315	1,896	2,882	104,071
1979/80	7,846	3,633	2,444	1,708	1,475	2,271	3,740	6,841	3,822	2,330	1,391	1,159	38,661
1980/81	1,386	3,879	2,497	1,492	1,272	1,265	1,654	2,182	1,909	1,202	0,747	1,774	21,259
1981/82	1,270	0,774	14,590	5,278	6,011	3,816	2,468	3,100	2,255	2,257	3,676	3,516	49,010
1982/83	3,999	8,057	5,502	3,610	2,762	1,936	2,082	1,686	1,646	1,207	4,294	1,974	38,755
1983/84	1,204	4,337	4,531	3,167	2,004	8,011	3,208	8,243	3,820	2,237	1,370	0,882	43,014
1984/85	0,916	14,171	5,363	4,098	3,721	3,371	4,407	5,652	3,271	2,191	1,342	0,793	49,296
1985/86	0,608	1,065	2,249	2,316	2,430	1,957	5,930	4,041	2,797	1,749	1,031	4,422	30,593
1986/87	2,771	3,566	2,897	3,062	2,231	1,618	1,926	2,217	1,506	2,003	1,633	1,123	26,553
1987/88	11,097	4,689	8,122	15,169	6,357	3,644	15,288	8,481	18,700	5,998	3,196	1,752	102,491
1988/89	2,278	1,696	0,996	0,584	2,715	1,802	2,334	2,821	1,830	1,193	1,485	1,460	21,195
1989/90	1,124	4,342	5,132	3,667	2,400	1,422	1,934	2,890	6,756	3,030	1,736	2,272	36,705
1990/91	7,058	7,040	3,928	2,301	2,040	7,437	3,357	2,148	1,364	0,906	0,598	3,890	42,068
1991/92	2,945	5,109	3,328	2,014	1,144	0,899	0,813	3,267	9,024	3,545	3,483	5,263	40,834
1992/93	8,844	4,243	4,043	2,678	1,451	1,301	3,672	3,577	2,738	1,611	2,004	2,940	39,100
1993/94	6,931	3,998	2,594	2,388	3,505	2,136	1,308	2,816	1,717	1,001	0,624	3,198	32,216
1994/95	9,335	6,817	4,084	3,301	2,484	1,671	1,348	1,471	1,044	0,670	0,645	0,755	33,626
1995/96	0,557	2,236	20,534	40,873	10,194	6,183	6,757	6,906	5,290	3,533	4,023	2,646	109,733
1996/97	1,672	3,643	14,712	27,072	7,008	3,896	5,598	4,316	3,660	4,088	3,262	2,372	81,300
1997/98	1,281	5,666	25,642	7,123	4,907	2,654	5,653	5,860	3,358	1,877	1,258	1,789	67,067
1998/99	1,395	0,851	1,128	1,743	1,289	2,692	2,796	3,395	2,940	2,447	2,694	4,692	28,063
1999/00	5,195	3,900	2,292	1,296	0,727	0,765	5,451	5,168	5,590	3,220	1,844	1,798	37,247
2000/01	2,016	7,418	11,289	12,831	5,865	12,438	7,568	5,753	2,961	2,868	1,736	2,986	75,730
2001/02	2,080	1,934	1,140	0,811	0,719	1,120	1,920	2,270	2,030	1,478	1,615	2,362	19,479
2002/03	5,131	4,802	5,938	6,123	15,648	9,030	4,735	7,145	3,476	2,513	1,534	4,206	70,281
2003/04	14,119	16,537	8,520	4,679	4,559	9,817	6,053	5,138	2,917	1,954	1,389	1,445	77,128
2004/05	3,865	2,305	1,498	0,950	0,552	0,389	0,653	1,185	1,310	0,987	0,655	0,493	14,843
2005/06	8,371	3,481	2,348	2,777	2,670	3,141	2,439	1,633	1,107	1,668	1,203	13,794	44,631

1382. Río Vero bajo

1940/2005
(hm³)

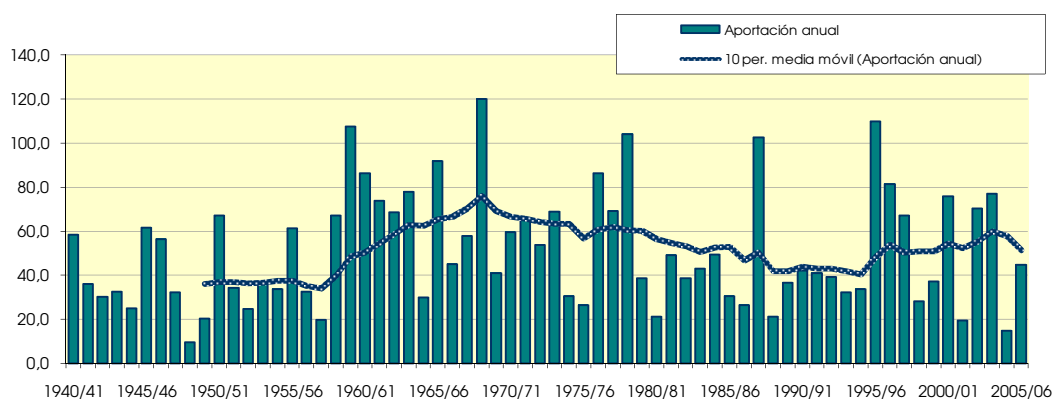
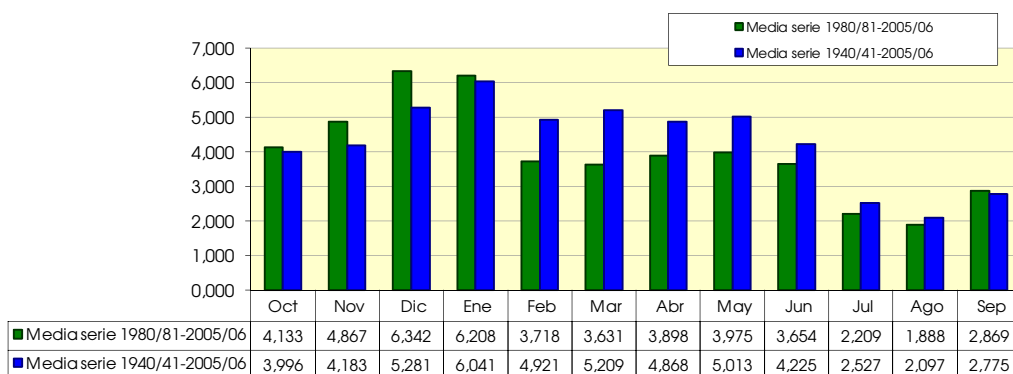
Serie completa

	Oct	Nov	Dic	Ene	Feb	Mar	Abr	May	Jun	Jul	Ago	Sep	Total
Máximo	30,843	18,380	25,642	40,873	17,149	28,807	24,887	15,388	18,700	5,998	6,263	13,794	119,965
Mínimo	0,525	0,351	0,675	0,566	0,455	0,389	0,396	0,960	1,044	0,670	0,598	0,493	9,653
Media	3,996	4,183	5,281	6,041	4,921	5,209	4,868	5,013	4,225	2,527	2,097	2,775	51,137
Percentil 1%	0,546	0,368	0,814	0,578	0,518	0,400	0,563	1,106	1,083	0,764	0,615	0,568	13,027
Percentil 5%	0,638	0,871	1,074	0,846	0,740	0,890	1,104	1,512	1,318	0,991	0,647	0,815	19,773
Percentil 10%	1,090	1,025	1,443	1,190	1,226	1,193	1,429	1,667	1,450	1,145	0,956	1,037	23,028
Percentil 25%	1,418	1,731	2,260	1,990	2,013	1,941	2,351	2,817	2,087	1,733	1,367	1,505	32,162
Percentil 50%	2,393	3,423	3,723	3,506	3,361	3,069	3,614	4,844	3,375	2,239	1,761	2,240	42,541
Desviación típica	4,746	3,692	4,767	7,709	4,276	5,433	3,979	3,065	3,072	1,250	1,084	2,324	25,927
Coef. variación	1,188	0,883	0,903	1,276	0,869	1,043	0,817	0,612	0,727	0,495	0,517	0,837	0,507

1980/2005
(hm³)

Serie para asignación y reserva

	Oct	Nov	Dic	Ene	Feb	Mar	Abr	May	Jun	Jul	Ago	Sep	Total
Máximo	14,119	16,537	25,642	40,873	15,648	12,438	15,288	8,481	18,700	5,998	4,294	13,794	109,733
Mínimo	0,557	0,774	0,996	0,584	0,552	0,389	0,653	1,185	1,044	0,670	0,598	0,493	14,843
Media	4,133	4,867	6,342	6,208	3,718	3,631	3,898	3,975	3,654	2,209	1,888	2,869	47,393
Percentil 1%	0,570	0,793	1,029	0,641	0,594	0,483	0,693	1,256	1,060	0,729	0,604	0,559	16,002
Percentil 5%	0,685	0,904	1,131	0,846	0,721	0,798	0,937	1,512	1,158	0,926	0,629	0,765	19,908
Percentil 10%	1,020	1,380	1,319	1,123	0,935	1,009	1,328	1,659	1,337	0,994	0,650	0,837	21,227
Percentil 25%	1,307	2,599	2,385	2,086	1,589	1,471	1,928	2,230	1,746	1,274	1,216	1,533	30,999
Percentil 50%	2,525	4,121	4,064	3,115	2,577	2,395	3,002	3,331	2,857	1,979	1,575	2,317	39,967
Desviación típica	3,688	3,671	6,236	9,060	3,356	3,194	3,042	2,122	3,589	1,190	1,111	2,578	25,182
Coef. variación	0,892	0,754	0,983	1,459	0,903	0,879	0,780	0,534	0,982	0,539	0,589	0,898	0,531



1384. Río Ara alto en Fiscal

1940/2005
(hm³)

Serie completa

	Oct	Nov	Dic	Ene	Feb	Mar	Abr	May	Jun	Jul	Ago	Sep	Total
Máximo	163,716	118,852	83,066	107,062	109,666	122,186	87,760	126,660	135,441	56,917	55,173	54,095	639,204
Mínimo	3,408	2,349	3,767	4,600	3,925	7,011	8,206	19,143	16,937	8,751	4,785	2,985	159,323
Media	35,532	37,492	28,992	29,908	27,152	32,773	37,880	54,912	51,711	22,589	13,081	19,206	391,229

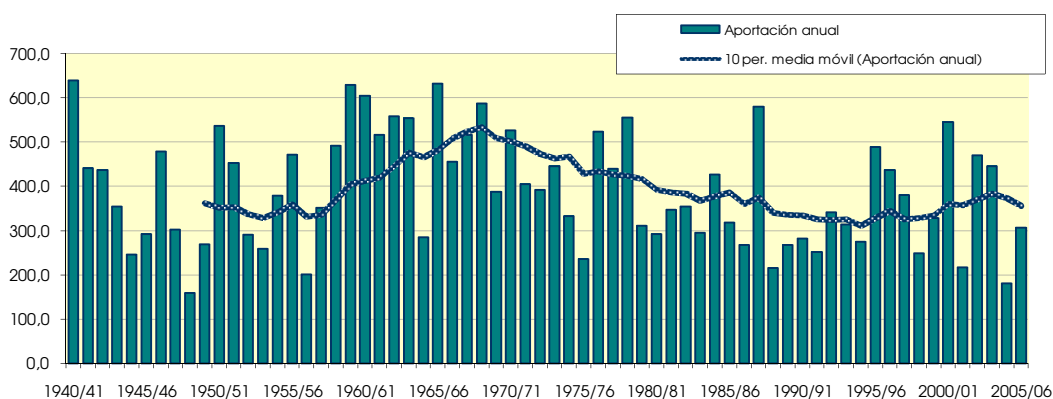
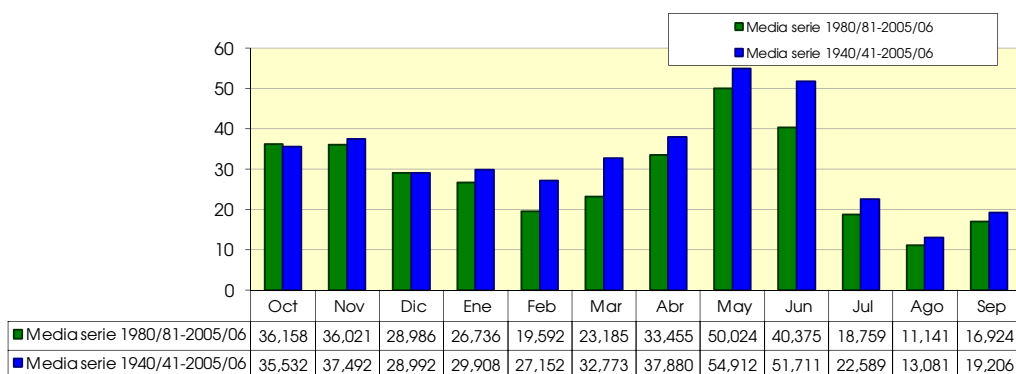
Percentil 1%	4,075	3,905	6,039	5,647	5,017	8,312	9,778	19,596	19,017	8,758	4,962	4,688	172,835
Percentil 5%	5,888	5,284	8,118	8,682	7,868	10,009	14,506	23,201	22,588	9,533	5,273	6,239	216,203
Percentil 10%	8,096	9,479	10,298	9,591	9,736	10,895	16,706	27,226	24,975	11,411	5,626	7,651	247,197
Percentil 25%	13,617	15,254	15,340	13,557	14,294	15,337	22,185	38,573	31,786	14,970	7,720	10,549	290,808
Percentil 50%	23,433	29,730	24,580	24,494	24,713	24,404	34,394	55,115	45,451	20,169	10,937	14,294	379,213
Desviación típica	31,665	29,397	17,739	22,623	18,697	26,409	19,141	22,100	25,237	10,407	8,244	11,630	125,330
Coef. variación	0,891	0,784	0,612	0,756	0,689	0,806	0,505	0,402	0,488	0,461	0,630	0,606	0,320

1980/2005
(hm³)

Serie para asignación y reserva

	Oct	Nov	Dic	Ene	Feb	Mar	Abr	May	Jun	Jul	Ago	Sep	Total
Máximo	117,112	89,956	83,066	105,293	41,961	103,943	74,965	94,414	120,612	43,100	32,703	38,003	579,197
Mínimo	4,435	4,827	7,262	6,210	5,606	7,011	14,504	19,143	21,956	9,170	4,785	2,985	180,111
Media	36,158	36,021	28,986	26,736	19,592	23,185	33,455	50,024	40,375	18,759	11,141	16,924	341,358

Percentil 1%	4,654	6,210	7,289	6,612	6,123	7,736	14,506	19,927	22,055	9,668	4,866	3,737	189,033
Percentil 5%	6,311	10,617	7,537	8,004	7,736	9,917	14,569	23,201	22,703	11,190	5,207	6,040	216,203
Percentil 10%	9,758	12,334	8,203	9,009	8,694	10,137	15,458	26,163	24,104	11,411	5,609	6,802	232,869
Percentil 25%	13,902	15,522	12,123	11,932	11,499	12,847	22,185	36,242	28,465	13,121	6,793	10,395	269,859
Percentil 50%	28,702	30,951	24,115	15,239	18,817	17,633	32,543	54,961	35,766	16,555	9,058	13,472	316,153
Desviación típica	27,789	25,467	21,771	23,669	9,240	19,374	15,913	18,624	20,139	7,966	6,512	9,799	102,933
Coef. variación	0,769	0,707	0,751	0,885	0,472	0,836	0,476	0,372	0,499	0,425	0,584	0,579	0,302



1385. Río Cinca aguas arriba de río Cinqueta

1940/2005
(hm³)

Serie completa

	Oct	Nov	Dic	Ene	Feb	Mar	Abr	May	Jun	Jul	Ago	Sep	Total
Máximo	81,885	55,754	21,896	32,563	28,708	51,429	36,151	70,184	86,021	46,535	47,838	31,024	352,219
Mínimo	2,038	1,573	2,146	2,740	2,390	3,363	3,044	9,176	11,832	6,971	4,456	1,999	109,528
Media	16,380	15,696	10,801	10,631	9,334	13,011	16,378	32,969	36,201	18,080	11,526	12,136	203,143

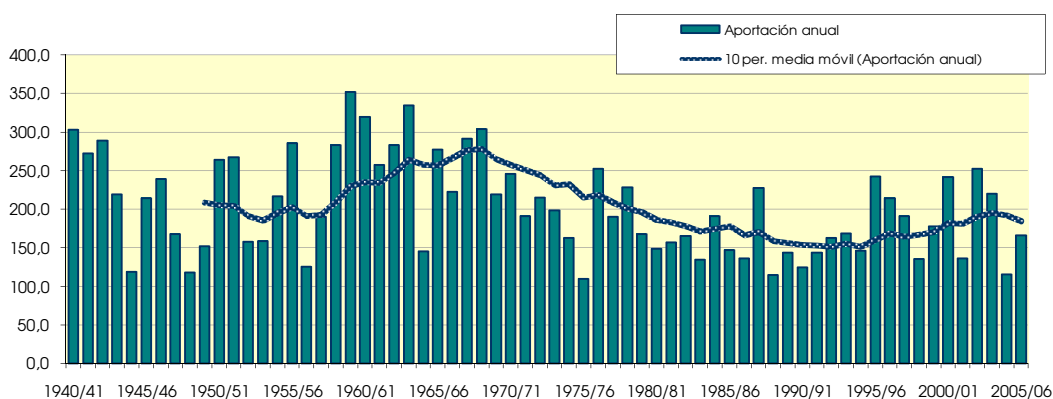
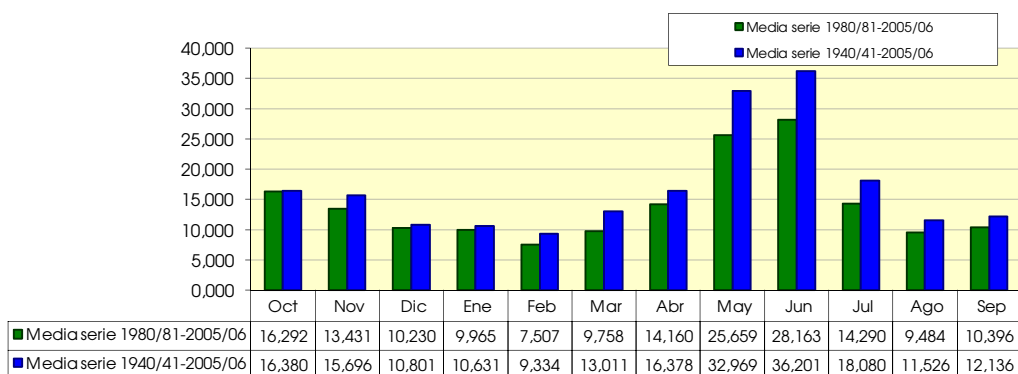
Percentil 1%	2,446	2,328	3,294	3,532	2,841	3,641	4,601	11,046	14,057	7,411	4,609	2,993	112,782
Percentil 5%	4,072	3,311	4,337	4,382	3,875	4,504	7,019	13,687	16,203	7,923	5,419	3,642	117,969
Percentil 10%	5,521	4,975	4,866	4,927	4,414	5,097	7,792	16,001	18,150	9,551	6,365	5,077	129,939
Percentil 25%	7,370	6,518	6,441	5,562	5,736	6,721	10,297	20,209	26,380	11,900	8,014	6,717	149,482
Percentil 50%	12,401	11,491	9,800	8,905	8,827	10,283	15,880	30,980	33,566	16,220	10,020	10,033	191,010
Desviación típica	13,422	11,816	5,178	6,548	4,849	8,895	7,784	14,623	14,861	8,214	6,290	6,972	62,232
Coef. variación	0,819	0,753	0,479	0,616	0,520	0,684	0,475	0,444	0,411	0,454	0,546	0,574	0,306

1980/2005
(hm³)

Serie para asignación y reserva

	Oct	Nov	Dic	Ene	Feb	Mar	Abr	May	Jun	Jul	Ago	Sep	Total
Máximo	46,441	33,862	20,622	32,563	15,190	35,973	24,206	45,917	49,710	26,536	15,849	25,758	251,960
Mínimo	2,665	2,973	4,119	3,958	3,084	3,363	6,939	9,176	15,284	6,971	4,456	1,999	114,534
Media	16,292	13,431	10,230	9,965	7,507	9,758	14,160	25,659	28,163	14,290	9,484	10,396	169,336

Percentil 1%	2,782	3,660	4,169	3,967	3,125	3,770	7,019	9,895	15,472	7,140	4,650	2,389	114,852
Percentil 5%	3,861	5,757	4,337	4,219	3,398	5,015	7,325	12,220	16,203	7,732	5,419	3,568	118,014
Percentil 10%	6,369	6,032	4,505	4,899	3,900	5,097	7,582	13,976	17,120	8,762	6,170	3,684	129,745
Percentil 25%	7,456	7,089	5,651	5,095	5,066	5,987	9,272	18,628	24,779	10,678	6,874	6,904	138,247
Percentil 50%	11,269	10,521	8,278	7,269	7,583	8,039	14,002	25,974	28,061	12,508	8,810	8,798	159,663
Desviación típica	11,945	8,072	5,486	6,961	3,018	6,662	5,108	9,692	8,062	5,377	3,328	6,025	40,842
Coef. variación	0,733	0,601	0,536	0,699	0,402	0,683	0,361	0,378	0,286	0,376	0,351	0,580	0,241



1386. Río Cinqüeta

1940/2005
(hm³)

Serie completa

	Oct	Nov	Dic	Ene	Feb	Mar	Abr	May	Jun	Jul	Ago	Sep	Total
Máximo	68,011	67,592	28,699	54,735	33,785	45,078	46,180	65,846	90,709	43,505	46,850	39,059	297,629
Mínimo	1,055	0,773	0,893	1,105	1,324	2,242	3,443	5,444	5,872	3,039	1,659	2,416	76,685
Media	15,463	14,834	9,465	10,300	8,475	12,132	16,350	34,244	32,005	14,823	8,442	12,088	188,622

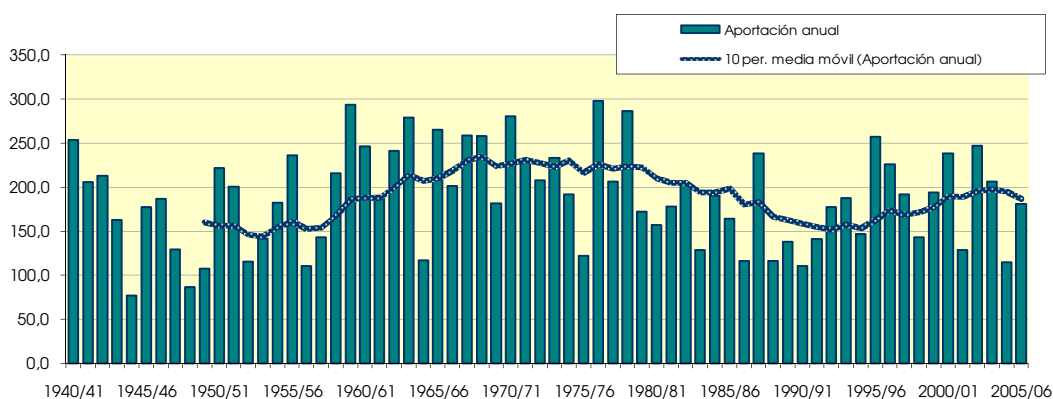
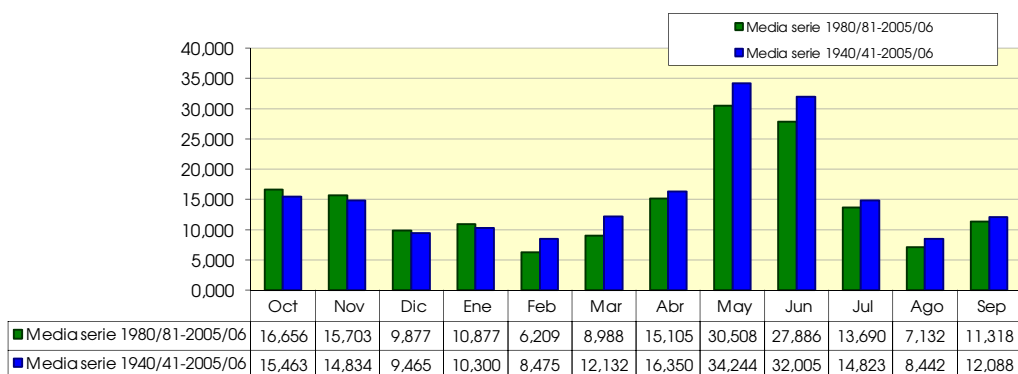
Percentil 1%	1,675	1,111	1,497	1,519	1,364	2,260	3,882	8,481	7,986	3,751	1,833	2,626	82,997
Percentil 5%	3,092	1,899	2,178	2,417	2,210	3,030	6,028	11,742	12,938	5,096	2,670	3,171	110,233
Percentil 10%	3,940	2,814	3,193	2,612	2,889	3,611	6,690	14,940	16,026	6,981	3,692	3,702	115,819
Percentil 25%	5,141	5,877	4,114	3,266	4,158	5,197	8,518	23,128	21,850	8,814	4,908	6,366	141,843
Percentil 50%	9,434	10,660	7,337	6,530	6,596	8,780	15,831	32,480	28,604	12,413	7,320	10,706	190,131
Desviación típica	13,877	13,614	6,400	9,450	6,622	8,782	8,797	15,079	15,195	8,362	6,257	7,816	55,344
Coef. variación	0,897	0,918	0,676	0,918	0,781	0,724	0,538	0,440	0,475	0,564	0,741	0,647	0,293

1980/2005
(hm³)

Serie para asignación y reserva

	Oct	Nov	Dic	Ene	Feb	Mar	Abr	May	Jun	Jul	Ago	Sep	Total
Máximo	55,701	67,592	28,699	54,735	16,120	31,104	26,094	62,164	51,182	34,463	19,089	39,059	257,287
Mínimo	2,008	1,498	1,822	1,742	1,324	2,391	5,125	5,444	12,927	4,325	1,659	2,416	110,100
Media	16,656	15,703	9,877	10,877	6,209	8,988	15,105	30,508	27,886	13,690	7,132	11,318	173,949

Percentil 1%	2,043	1,928	1,908	1,942	1,483	2,591	5,580	6,836	13,216	4,712	1,927	2,497	111,354
Percentil 5%	2,405	3,343	2,178	2,552	2,006	3,358	7,050	11,162	14,108	6,148	2,810	2,919	115,429
Percentil 10%	3,665	4,378	2,274	2,612	2,447	4,181	7,375	13,139	16,087	6,981	3,240	3,472	116,421
Percentil 25%	6,356	6,228	3,480	3,492	3,725	5,133	8,516	22,738	21,752	7,743	4,351	6,678	138,781
Percentil 50%	12,370	10,779	7,857	7,066	5,823	6,446	16,495	30,012	27,333	10,469	6,266	10,389	177,767
Desviación típica	13,389	14,535	7,684	11,835	3,539	6,708	5,944	13,672	9,270	7,807	4,056	7,563	44,392
Coef. variación	0,804	0,926	0,778	1,088	0,570	0,746	0,394	0,448	0,332	0,570	0,569	0,668	0,255



1387. Río Cinca aguas arriba de río Ara

1940/2005
(hm³)

Serie completa

	Oct	Nov	Dic	Ene	Feb	Mar	Abr	May	Jun	Jul	Ago	Sep	Total
Máximo	276,400	191,074	111,632	176,921	122,889	168,677	157,743	231,826	245,541	125,898	153,779	112,317	1,199,708
Mínimo	7,134	5,461	7,861	9,752	8,843	11,784	14,334	31,753	28,250	20,008	11,945	9,242	343,370
Media	60,439	62,559	44,185	46,909	40,574	50,664	65,730	114,817	106,309	52,880	33,154	42,019	720,237

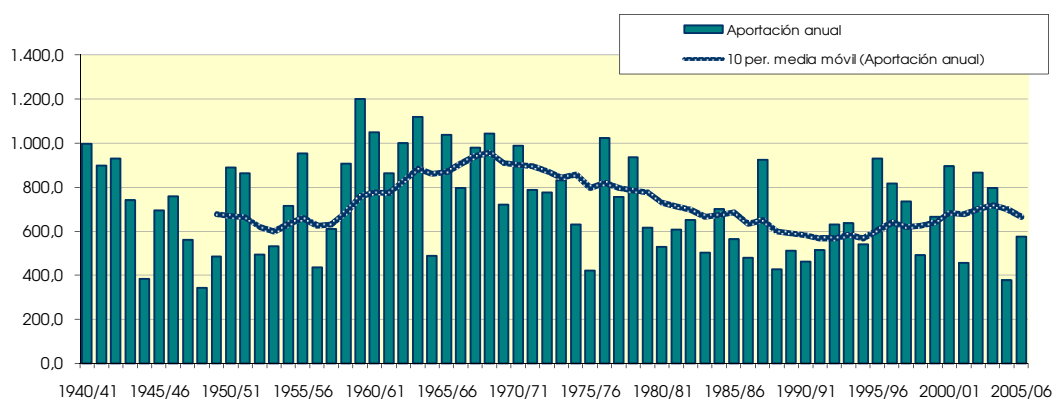
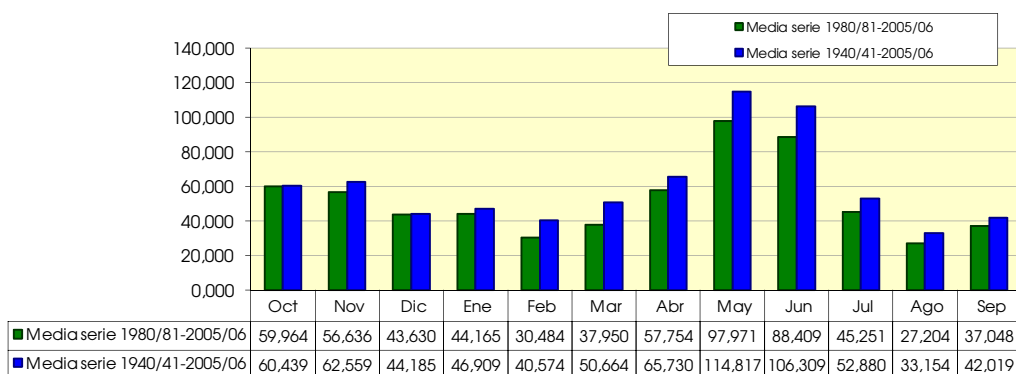
Percentil 1%	9,064	8,713	11,925	12,574	10,212	13,732	18,372	38,435	34,197	20,283	12,201	10,794	366,570
Percentil 5%	14,457	11,955	15,953	15,778	14,137	16,168	27,609	49,964	47,398	22,583	15,443	13,399	423,438
Percentil 10%	19,326	17,602	17,328	18,130	16,271	19,680	29,518	52,842	61,663	27,800	18,233	16,318	460,266
Percentil 25%	27,641	27,425	23,825	22,137	22,670	25,688	39,211	74,906	76,233	34,866	22,009	23,894	529,648
Percentil 50%	44,373	44,174	36,174	37,197	37,445	42,837	63,689	110,558	97,773	50,134	28,998	33,846	718,391
Desviación típica	49,252	47,096	23,964	32,713	23,801	32,920	31,759	47,046	44,179	24,166	19,995	24,289	213,251
Coef. variación	0,815	0,753	0,542	0,697	0,587	0,650	0,483	0,410	0,416	0,457	0,603	0,578	0,296

1980/2005
(hm³)

Serie para asignación y reserva

	Oct	Nov	Dic	Ene	Feb	Mar	Abr	May	Jun	Jul	Ago	Sep	Total
Máximo	181,734	175,044	111,632	176,921	58,985	132,146	111,114	171,607	164,216	99,511	59,627	98,004	930,410
Mínimo	10,103	10,465	15,176	14,375	10,949	11,784	27,468	31,753	46,819	21,691	11,945	9,242	379,062
Media	59,964	56,636	43,630	44,165	30,484	37,950	57,754	97,971	88,409	45,251	27,204	37,048	626,466

Percentil 1%	10,149	12,873	15,336	14,577	11,228	13,743	27,609	35,528	47,398	22,418	12,652	9,839	391,389
Percentil 5%	13,155	20,721	15,953	15,778	12,530	19,650	28,290	47,591	49,606	24,757	15,443	11,993	435,548
Percentil 10%	22,324	23,521	16,573	17,831	14,346	19,794	29,268	50,307	56,603	26,572	17,664	13,714	460,266
Percentil 25%	26,864	29,210	21,615	19,428	20,864	22,406	36,749	70,245	75,067	32,528	20,631	26,429	505,306
Percentil 50%	43,908	43,386	34,654	29,302	30,203	30,088	59,573	104,607	85,872	38,531	23,440	32,411	592,142
Desviación típica	43,865	38,876	27,611	36,858	12,642	25,570	22,452	37,745	27,163	18,384	10,635	20,026	162,005
Coef. variación	0,732	0,686	0,633	0,835	0,415	0,674	0,389	0,385	0,307	0,406	0,391	0,541	0,259



1401. Embalse de Aliaga

1940/2005
(hm³)

Serie completa

	Oct	Nov	Dic	Ene	Feb	Mar	Abr	May	Jun	Jul	Ago	Sep	Total
Máximo	2,181	2,584	2,637	3,728	2,318	4,192	4,884	6,549	3,060	1,864	1,677	2,740	19,678
Mínimo	0,077	0,000	0,011	0,013	0,014	0,014	0,070	0,121	0,373	0,188	0,248	0,239	3,693
Media	0,423	0,358	0,300	0,380	0,422	0,571	0,932	1,205	0,954	0,844	0,809	0,623	7,822

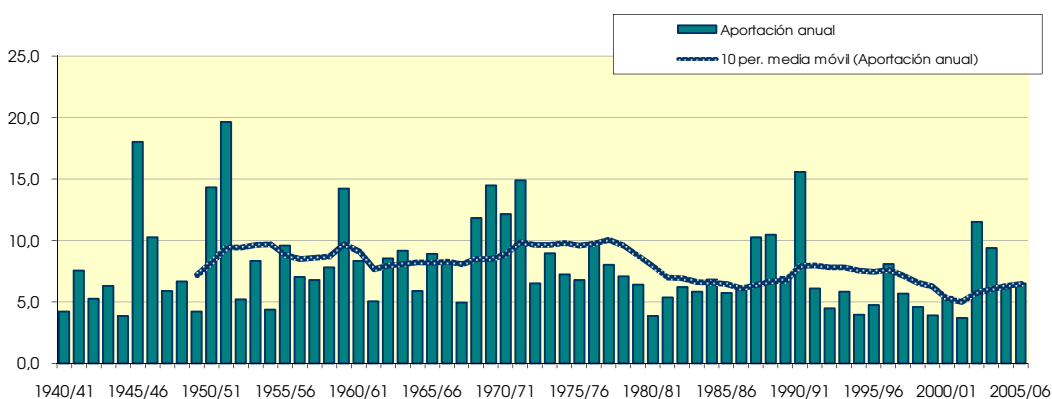
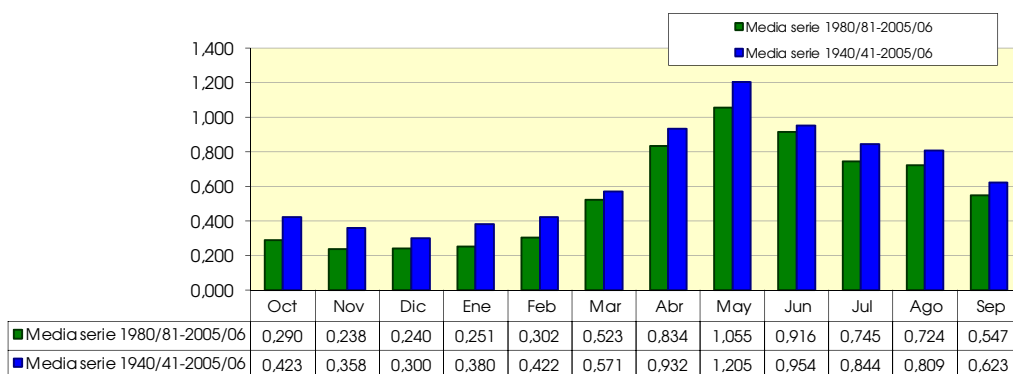
Percentil 1%	0,086	0,025	0,012	0,035	0,047	0,041	0,092	0,165	0,375	0,255	0,293	0,265	3,791
Percentil 5%	0,133	0,062	0,050	0,067	0,071	0,080	0,156	0,376	0,401	0,329	0,431	0,298	3,921
Percentil 10%	0,145	0,091	0,070	0,074	0,079	0,145	0,260	0,464	0,438	0,451	0,452	0,324	4,305
Percentil 25%	0,196	0,125	0,103	0,113	0,145	0,274	0,399	0,598	0,608	0,599	0,596	0,407	5,491
Percentil 50%	0,268	0,208	0,190	0,238	0,259	0,455	0,699	0,855	0,871	0,787	0,778	0,559	6,791
Desviación típica	0,400	0,437	0,411	0,541	0,481	0,594	0,850	1,014	0,514	0,351	0,306	0,366	3,516
Coef. variación	0,945	1,221	1,367	1,422	1,138	1,040	0,912	0,842	0,539	0,416	0,378	0,587	0,449

1980/2005
(hm³)

Serie para asignación y reserva

	Oct	Nov	Dic	Ene	Feb	Mar	Abr	May	Jun	Jul	Ago	Sep	Total
Máximo	0,923	1,392	1,869	1,019	1,252	4,192	4,884	3,164	3,060	1,611	1,677	1,705	15,570
Mínimo	0,077	0,000	0,012	0,047	0,065	0,055	0,070	0,189	0,373	0,188	0,248	0,239	3,693
Media	0,290	0,238	0,240	0,251	0,302	0,523	0,834	1,055	0,916	0,745	0,724	0,547	6,666

Percentil 1%	0,091	0,012	0,019	0,052	0,065	0,057	0,079	0,220	0,374	0,214	0,265	0,254	3,730
Percentil 5%	0,137	0,057	0,044	0,067	0,068	0,066	0,116	0,332	0,377	0,299	0,343	0,307	3,861
Percentil 10%	0,156	0,085	0,061	0,067	0,075	0,094	0,186	0,410	0,402	0,325	0,429	0,327	3,930
Percentil 25%	0,176	0,095	0,073	0,075	0,085	0,175	0,331	0,537	0,508	0,552	0,489	0,394	4,888
Percentil 50%	0,251	0,141	0,107	0,110	0,204	0,342	0,523	0,791	0,859	0,695	0,644	0,439	5,961
Desviación típica	0,170	0,295	0,362	0,275	0,301	0,788	0,963	0,761	0,559	0,333	0,329	0,294	2,770
Coef. variación	0,587	1,235	1,506	1,096	0,994	1,506	1,155	0,721	0,611	0,447	0,455	0,537	0,416



1402. Embalse de Santolea

(hm ²)	Oct	Nov	Dic	Ene	Feb	Mar	Abr	May	Jun	Jul	Ago	Sep	Total
1940/41	0,676	0,614	0,411	0,669	1,084	1,569	2,851	2,772	2,051	2,195	2,300	2,628	19,821
1941/42	0,923	0,713	0,509	0,627	0,881	2,007	11,334	6,666	4,253	3,571	3,203	2,465	37,153
1942/43	0,893	1,027	0,822	0,911	1,110	1,827	2,610	2,860	2,309	4,815	3,794	4,507	27,486
1943/44	1,666	1,368	1,914	2,024	2,237	2,475	2,986	4,472	5,734	4,405	3,398	2,738	35,420
1944/45	1,100	0,892	0,626	0,760	1,069	1,499	2,071	2,262	3,108	2,929	2,650	1,607	20,572
1945/46	0,501	2,199	1,942	2,066	2,351	5,736	18,264	29,409	14,216	10,553	8,232	4,827	100,295
1946/47	1,745	1,381	1,092	1,805	3,378	4,816	5,500	8,393	5,253	4,786	5,251	3,570	46,971
1947/48	1,547	1,290	0,872	1,280	2,426	3,647	5,787	6,550	4,011	3,168	2,632	1,664	34,873
1948/49	0,663	0,539	1,986	2,088	3,417	7,958	9,164	10,886	7,447	5,749	4,454	3,763	58,114
1949/50	1,261	0,936	0,829	1,024	1,230	1,523	2,332	4,756	3,681	2,612	2,572	1,946	24,703
1950/51	1,052	0,828	1,703	1,947	2,729	3,911	10,774	11,349	7,590	5,745	7,090	11,783	66,501
1951/52	6,511	4,373	4,746	5,121	6,623	7,813	11,023	9,459	8,506	8,663	9,219	5,255	87,313
1952/53	1,623	1,260	0,910	1,029	1,323	2,827	4,073	3,046	4,608	3,979	3,535	2,521	30,735
1953/54	1,020	0,815	1,611	1,717	2,102	6,006	7,639	10,970	7,291	5,648	4,225	2,361	51,405
1954/55	0,761	0,606	0,448	0,698	1,205	1,711	2,076	2,921	3,282	2,962	4,355	4,827	25,854
1955/56	1,554	1,160	1,231	1,421	1,551	5,715	8,438	14,550	9,463	7,428	5,988	4,231	62,729
1956/57	1,643	1,512	0,977	1,134	1,563	1,804	2,703	6,825	8,103	5,792	4,733	3,376	40,165
1957/58	5,941	3,808	2,264	2,438	2,800	3,681	4,752	3,836	2,574	2,179	2,567	1,815	38,657
1958/59	3,870	1,540	0,930	0,500	0,500	0,800	0,800	6,260	9,100	9,100	4,060	3,880	41,340
1959/60	3,770	14,630	12,950	8,240	9,680	5,840	3,290	2,450	5,060	2,700	3,730	1,770	74,110
1960/61	2,200	1,280	1,280	1,280	10,320	3,160	2,960	3,880	3,980	4,630	4,810	2,110	41,890
1961/62	2,740	3,640	1,000	1,000	0,460	0,460	0,460	0,460	1,910	4,720	3,490	4,590	24,930
1962/63	3,980	5,990	2,580	1,950	2,450	3,820	3,910	4,780	3,630	4,120	4,180	2,520	43,910
1963/64	3,760	1,870	1,820	1,950	1,950	2,880	3,650	5,860	5,140	6,380	6,250	4,760	46,270
1964/65	0,750	0,790	0,810	0,760	0,860	5,970	5,460	3,130	2,740	3,990	4,980	2,650	32,890
1965/66	1,730	1,090	1,090	2,620	1,090	3,280	2,400	5,540	5,090	6,340	6,220	6,090	42,580
1966/67	4,360	7,900	1,760	1,380	1,430	2,200	3,060	2,930	4,600	1,730	2,910	1,400	35,660
1967/68	1,620	0,460	0,080	0,090	0,090	0,090	5,690	4,380	3,660	5,580	5,060	4,160	30,960
1968/69	4,150	1,670	1,000	1,000	1,000	5,480	12,830	8,830	4,860	6,110	6,090	3,990	57,010
1969/70	11,980	5,500	5,940	19,770	2,910	4,590	4,010	4,250	3,790	5,480	4,920	4,510	77,650
1970/71	2,800	2,230	2,310	2,320	2,350	2,270	2,220	19,500	9,630	4,840	5,080	4,630	60,180
1971/72	2,640	3,150	8,030	9,490	13,830	11,980	9,420	9,820	5,190	3,720	4,120	4,520	85,910
1972/73	7,510	4,840	1,590	0,560	0,440	1,070	1,390	3,410	2,860	4,500	4,200	1,410	33,780
1973/74	1,090	1,040	1,360	2,610	1,370	1,340	12,230	9,210	3,100	3,940	4,840	2,730	44,860
1974/75	2,410	1,660	2,180	1,520	1,440	1,520	2,940	3,480	4,370	5,240	4,660	4,800	36,220
1975/76	1,110	2,700	2,120	1,460	1,460	2,080	3,650	5,470	6,540	4,560	4,240	4,000	39,390
1976/77	2,270	1,520	1,300	7,580	9,000	2,780	4,570	10,360	7,170	4,950	6,150	3,730	61,380
1977/78	2,790	1,700	1,460	1,690	3,110	4,520	4,660	3,910	3,360	5,510	6,060	3,730	42,500
1978/79	2,990	2,280	2,120	1,580	1,330	1,330	3,670	3,270	3,320	3,410	4,230	2,570	32,100
1979/80	1,310	0,180	0,250	2,340	1,770	2,060	5,320	2,640	4,310	5,440	6,650	2,170	34,440
1980/81	0,780	0,980	0,980	2,360	0,850	0,820	0,750	1,210	5,840	1,120	3,350	1,510	20,550
1981/82	1,830	1,760	0,920	0,890	0,840	0,420	0,540	3,440	6,230	6,230	6,230	2,070	31,400
1982/83	1,060	0,510	0,430	2,480	2,300	2,960	4,960	3,950	4,090	2,750	3,200	3,180	31,870
1983/84	1,830	0,000	0,070	0,420	1,460	0,620	0,890	2,770	3,670	1,700	6,830	9,140	29,400
1984/85	2,150	0,620	0,620	0,620	0,620	0,760	2,360	5,820	6,040	6,090	8,590	2,510	36,800
1985/86	1,140	0,920	0,900	0,900	0,900	1,600	5,340	5,550	1,870	2,850	1,130	1,950	25,050
1986/87	1,330	0,610	0,280	0,280	3,730	4,380	4,630	7,740	5,180	1,360	1,400	1,610	32,530
1987/88	0,940	0,210	0,210	0,610	4,600	3,360	7,020	11,050	13,930	8,290	3,320	1,870	55,410
1988/89	5,590	7,660	1,690	0,370	0,420	3,570	10,670	7,330	9,090	3,930	3,270	2,270	55,860
1989/90	2,760	1,950	3,760	7,630	2,890	3,830	5,970	5,070	2,040	2,930	3,000	2,700	44,530
1990/91	1,610	1,350	0,870	0,420	0,420	20,780	23,880	10,320	5,790	3,490	5,170	4,050	78,150
1991/92	2,140	0,630	0,420	0,670	1,330	1,530	2,450	4,650	5,110	4,080	4,170	3,830	31,010
1992/93	1,810	0,470	0,500	0,860	2,090	4,420	4,190	3,240	2,540	2,530	2,520	2,500	27,670
1993/94	1,210	0,670	0,410	0,420	0,640	1,200	2,160	3,210	5,230	5,360	4,130	2,990	27,630
1994/95	0,450	0,490	0,430	0,430	0,430	0,810	1,690	2,120	3,360	3,470	4,020	1,830	19,530
1995/96	0,770	0,660	0,560	0,440	0,380	0,390	1,980	3,180	4,450	6,270	3,660	1,830	24,570
1996/97	1,030	0,970	1,430	5,030	7,000	1,120	1,390	7,910	6,390	4,810	2,490	2,090	41,660
1997/98	0,890	1,230	2,860	4,320	5,280	1,650	1,540	1,720	1,990	3,980	3,620	2,150	31,230
1998/99	0,800	0,500	0,490	0,530	0,380	0,370	2,850	2,230	3,360	4,150	3,010	1,870	20,540
1999/00	0,700	0,420	0,430	0,430	0,430	2,460	1,990	3,210	2,070	2,400	2,690	2,220	19,450
2000/01	1,750	5,200	2,650	2,230	2,670	2,950	1,990	2,520	2,590	3,280	2,120	1,610	31,560
2001/02	0,740	0,520	0,600	0,490	0,630	1,110	3,510	8,470	2,590	2,280	2,450	2,210	25,600
2002/03	2,330	2,340	8,850	1,340	2,070	3,770	9,100	18,240	5,030	3,830	2,680	5,830	65,410
2003/04	1,210	0,970	1,980	1,980	1,940	3,990	13,730	19,060	6,760	4,950	3,350	2,110	62,030
2004/05	2,130	1,230	1,430	1,500	0,480	1,590	5,750	3,580	2,590	4,790	4,030	1,200	30,300
2005/06	0,940	0,780	0,430	0,460	0,550	6,420	3,850	3,370	4,560	5,140	5,160	4,070	35,730

1402. Embalse de Santolea

1940/2005
(hm³)

Serie completa

	Oct	Nov	Dic	Ene	Feb	Mar	Abr	May	Jun	Jul	Ago	Sep	Total
Máximo	11,980	14,630	12,950	19,770	13,830	20,780	23,880	29,409	14,216	10,553	9,219	11,783	100,295
Mínimo	0,450	0,000	0,070	0,090	0,090	0,090	0,460	0,460	1,870	1,120	1,130	1,200	19,450
Media	2,164	1,919	1,713	2,099	2,322	3,226	5,123	6,315	4,989	4,488	4,284	3,239	41,882

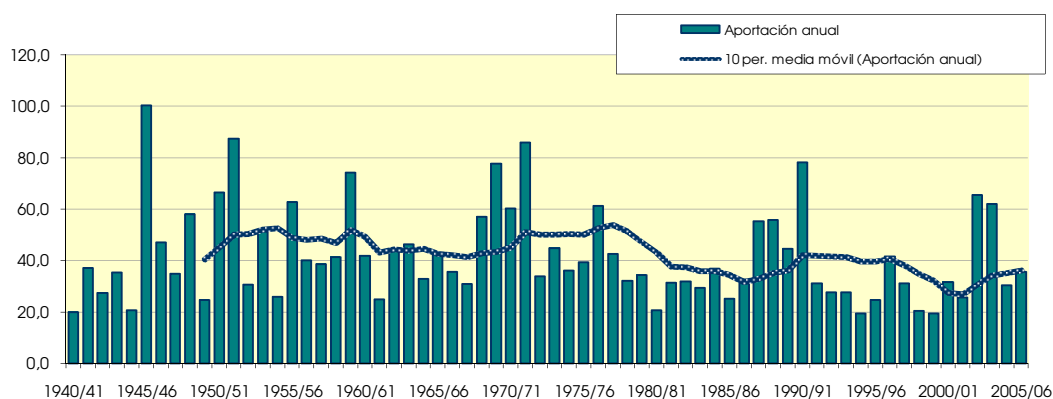
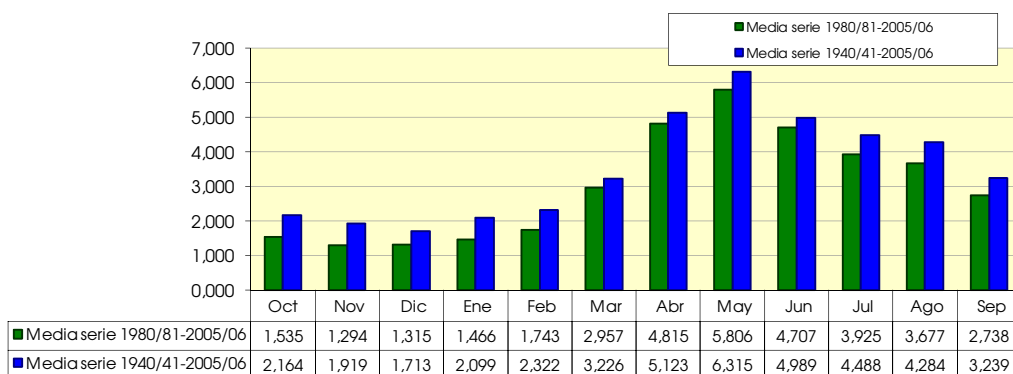
Percentil 1%	0,483	0,117	0,077	0,214	0,279	0,272	0,512	0,948	1,896	1,276	1,306	1,330	19,502
Percentil 5%	0,682	0,430	0,258	0,420	0,420	0,430	0,823	2,148	2,043	1,842	2,338	1,534	20,543
Percentil 10%	0,755	0,495	0,415	0,430	0,435	0,780	1,465	2,485	2,425	2,340	2,544	1,637	24,637
Percentil 25%	1,023	0,663	0,570	0,638	0,853	1,504	2,339	3,188	3,292	3,196	3,201	2,075	30,409
Percentil 50%	1,621	1,195	1,045	1,310	1,450	2,468	3,760	4,561	4,505	4,453	4,125	2,639	35,975
Desviación típica	1,925	2,322	2,139	2,938	2,595	3,095	4,341	5,031	2,577	1,840	1,646	1,784	18,263
Coef. variación	0,889	1,210	1,249	1,400	1,118	0,959	0,847	0,797	0,517	0,410	0,384	0,551	0,436

1980/2005
(hm³)

Serie para asignación y reserva

	Oct	Nov	Dic	Ene	Feb	Mar	Abr	May	Jun	Jul	Ago	Sep	Total
Máximo	5,590	7,660	8,850	7,630	7,000	20,780	23,880	19,060	13,930	8,290	8,590	9,140	78,150
Mínimo	0,450	0,000	0,070	0,280	0,380	0,370	0,540	1,210	1,870	1,120	1,130	1,200	19,450
Media	1,535	1,294	1,315	1,466	1,743	2,957	4,815	5,806	4,707	3,925	3,677	2,738	35,980

Percentil 1%	0,513	0,053	0,105	0,303	0,380	0,375	0,593	1,338	1,900	1,180	1,198	1,278	19,470
Percentil 5%	0,710	0,263	0,228	0,383	0,390	0,398	0,785	1,820	2,003	1,445	1,580	1,535	19,783
Percentil 10%	0,755	0,445	0,345	0,420	0,420	0,520	1,140	2,175	2,055	1,990	2,285	1,610	20,545
Percentil 25%	0,903	0,513	0,430	0,433	0,498	0,893	1,983	3,188	2,590	2,775	2,683	1,870	26,108
Percentil 50%	1,210	0,725	0,610	0,645	0,875	1,625	3,180	3,765	4,505	3,880	3,335	2,180	31,315
Desviación típica	1,024	1,639	1,785	1,750	1,732	3,968	5,040	4,599	2,619	1,691	1,645	1,651	15,376
Coef. variación	0,667	1,267	1,357	1,194	0,993	1,342	1,047	0,792	0,556	0,431	0,448	0,603	0,427



1403. Embalse de Calanda

(hm ³)	Oct	Nov	Dic	Ene	Feb	Mar	Abr	May	Jun	Jul	Ago	Sep	Total
1940/41	7.320	5.124	3.626	6.100	4.844	5.956	7.302	7.999	6.117	5.506	6.120	8.555	74.569
1941/42	6.871	5.170	4.560	4.248	3.990	6.692	42.737	19.548	13.532	10.071	8.820	8.317	134.557
1942/43	6.623	12.243	7.631	6.500	4.796	5.578	6.336	6.767	5.548	11.025	8.928	18.294	100.270
1943/44	12.714	9.625	22.872	12.710	8.844	7.702	7.266	10.546	12.494	9.413	7.565	7.961	129.712
1944/45	6.709	5.220	4.314	5.492	4.101	4.244	4.592	5.148	7.872	6.602	6.064	4.704	65.061
1945/46	3.326	53.245	16.725	15.376	10.260	22.055	68.505	89.566	39.489	27.639	21.641	16.129	383.955
1946/47	12.155	9.415	7.449	7.974	9.895	12.972	12.204	23.751	13.780	12.042	12.305	10.524	144.466
1947/48	10.866	8.043	5.866	5.865	12.109	11.519	14.094	15.436	10.066	7.414	6.196	5.009	112.484
1948/49	4.291	3.406	31.474	14.487	28.032	48.325	29.082	35.599	23.017	16.180	12.805	14.025	260.724
1949/50	10.713	7.503	6.876	6.672	4.863	4.673	5.435	12.405	8.717	6.296	7.693	6.400	88.247
1950/51	9.293	4.798	6.790	7.620	7.599	8.963	36.444	25.626	12.373	10.357	12.945	15.365	158.173
1951/52	42.279	24.868	41.498	29.683	22.960	22.303	24.560	21.684	20.288	18.931	21.492	15.790	306.336
1952/53	11.222	8.210	6.144	5.597	4.557	9.436	9.481	7.788	12.135	9.397	8.191	7.205	99.363
1953/54	6.469	7.668	16.548	10.088	7.039	15.079	14.159	26.868	16.671	9.120	7.278	5.481	142.467
1954/55	4.052	3.129	2.482	3.132	3.216	3.735	3.864	4.923	5.535	5.742	8.968	14.234	63.011
1955/56	7.411	5.230	5.463	5.052	6.593	13.720	15.096	31.539	17.933	11.961	11.378	9.515	140.892
1956/57	10.267	8.192	5.441	5.455	4.589	4.133	4.573	11.804	19.735	9.900	11.100	7.830	103.020
1957/58	58.931	18.239	10.531	9.763	7.108	7.097	8.358	7.517	4.891	4.059	4.381	3.919	144.794
1958/59	7.036	6.647	48.759	16.069	10.215	23.294	8.439	33.344	19.399	15.698	9.547	21.011	219.458
1959/60	18.904	71.762	26.465	19.689	20.649	17.360	10.769	10.308	12.122	7.196	7.667	6.291	229.183
1960/61	12.760	7.354	9.227	8.871	14.227	6.651	6.065	7.092	6.445	6.680	13.900	5.179	104.452
1961/62	8.210	42.523	14.749	53.039	6.747	3.472	4.578	6.566	9.517	7.700	6.386	9.903	173.390
1962/63	78.778	23.568	11.849	10.395	7.803	8.921	8.704	9.557	7.645	8.286	7.891	25.639	209.037
1963/64	9.494	6.201	6.287	6.298	4.890	5.974	6.330	8.782	8.619	8.982	8.473	22.700	103.029
1964/65	5.853	3.152	24.718	14.274	8.221	11.699	9.586	6.728	5.425	6.173	7.374	5.036	108.239
1965/66	67.200	20.850	9.338	12.487	7.449	8.771	6.261	10.933	10.731	9.055	11.034	11.523	185.632
1966/67	15.409	22.726	6.543	6.837	5.098	5.780	6.346	6.757	7.199	3.407	4.681	3.274	94.057
1967/68	54.647	21.461	6.965	5.737	3.335	9.133	15.711	10.085	8.182	8.863	10.876	8.756	163.752
1968/69	7.982	7.342	10.238	7.689	5.958	13.595	42.810	29.024	13.307	12.984	11.285	11.404	173.619
1969/70	58.742	17.478	15.852	36.256	9.751	9.620	8.252	8.242	7.272	8.691	7.674	7.507	195.336
1970/71	7.720	5.670	8.960	7.587	5.257	7.903	7.940	40.748	17.547	9.177	9.051	8.874	136.434
1971/72	9.348	11.605	57.056	29.031	26.589	24.256	19.688	22.786	17.617	12.871	12.573	23.198	266.616
1972/73	25.972	18.307	11.160	8.307	5.386	5.062	5.035	7.109	9.840	9.840	9.145	6.850	122.014
1973/74	7.500	5.848	5.227	6.045	3.870	11.312	24.081	19.107	9.836	9.431	11.388	8.786	122.430
1974/75	8.540	6.396	5.702	4.558	4.475	5.087	6.187	9.199	11.706	10.770	9.730	10.569	92.918
1975/76	6.893	6.988	15.470	8.663	7.389	6.942	13.168	25.125	17.218	12.557	11.221	10.239	141.873
1976/77	9.689	7.092	17.883	31.486	20.175	11.330	11.714	37.465	25.041	21.305	18.363	14.656	226.198
1977/78	13.454	9.649	11.372	9.440	8.569	9.368	9.510	12.430	10.053	10.372	10.351	7.643	122.213
1978/79	6.868	5.314	4.590	5.674	4.460	4.194	6.448	6.104	6.574	6.233	6.702	5.625	68.786
1979/80	13.567	7.723	5.467	7.109	6.807	6.389	9.830	10.747	9.878	9.337	10.022	5.491	102.369
1980/81	4.116	4.437	3.840	5.028	2.974	2.845	16.726	9.476	11.904	5.461	7.511	5.981	80.300
1981/82	6.349	5.111	3.561	12.022	10.940	12.005	11.314	13.684	13.594	11.428	10.706	6.074	116.787
1982/83	72.500	22.748	15.056	13.839	9.355	8.593	9.523	7.767	7.878	6.014	9.471	8.564	191.307
1983/84	6.596	15.495	7.415	6.500	5.660	4.406	4.543	11.664	9.830	6.000	10.434	13.644	102.186
1984/85	6.492	15.475	8.986	7.456	5.406	5.298	6.446	14.153	11.623	10.143	12.154	6.611	110.244
1985/86	5.658	4.547	3.780	3.632	3.057	3.813	8.003	8.364	4.166	4.746	3.142	5.116	58.023
1986/87	14.207	8.464	5.665	12.866	13.459	11.941	10.498	12.965	8.954	4.553	4.502	4.751	112.824
1987/88	6.454	6.518	7.712	23.514	14.824	10.966	30.270	34.270	42.731	25.087	16.263	12.635	231.244
1988/89	19.537	20.585	10.311	7.191	7.556	21.255	23.772	28.638	21.580	12.407	10.966	14.043	197.840
1989/90	12.538	17.305	37.358	25.694	13.245	11.399	11.810	10.342	8.566	7.491	7.300	7.546	170.595
1990/91	23.554	8.174	4.916	4.439	14.853	50.152	48.134	20.502	10.732	6.706	8.121	7.559	207.841
1991/92	5.913	4.144	8.468	5.141	4.043	4.138	5.017	9.087	16.321	7.901	7.210	7.321	84.703
1992/93	6.581	4.080	5.616	4.909	11.070	10.360	8.454	7.675	5.045	4.283	4.185	4.490	76.749
1993/94	4.296	3.489	2.410	2.265	1.956	2.488	3.436	4.623	6.324	6.418	5.194	7.302	50.202
1994/95	23.080	8.311	5.469	4.647	2.963	2.854	3.551	4.226	5.096	4.917	5.612	3.730	74.455
1995/96	3.074	2.456	3.802	10.718	8.002	4.574	5.437	6.897	6.735	7.916	6.274	5.087	70.973
1996/97	4.448	4.201	13.230	42.538	16.650	7.534	6.466	12.759	11.232	8.313	6.339	6.357	140.067
1997/98	5.636	4.885	6.441	9.537	9.061	4.270	3.963	5.504	4.466	5.770	5.452	4.134	69.119
1998/99	3.017	2.263	2.156	2.304	1.625	2.453	4.879	4.421	5.203	5.984	5.113	6.542	45.958
1999/00	5.423	4.055	2.977	3.008	2.155	3.986	3.835	7.723	8.184	5.110	5.104	4.643	56.204
2000/01	134.905	22.801	13.042	11.762	8.200	7.836	5.841	6.824	5.363	6.304	4.426	4.465	231.770
2001/02	3.928	3.912	3.053	3.169	2.188	2.695	15.284	32.899	7.736	5.530	6.686	7.222	94.301
2002/03	7.762	6.384	11.929	4.295	5.333	7.629	19.491	49.594	13.260	9.577	7.709	13.472	156.434
2003/04	13.111	9.095	8.248	6.815	5.790	16.194	34.654	47.716	16.291	10.952	8.813	7.611	185.289
2004/05	7.935	5.477	5.418	4.932	2.955	3.805	7.713	5.995	4.705	6.434	5.868	3.396	64.631
2005/06	3.929	26.686	7.889	15.341	9.112	16.403	9.380	7.785	7.732	7.807	7.656	6.872	126.592

1403. Embalse de Calanda

1940/2005
(hm³)

Serie completa

	Oct	Nov	Dic	Ene	Feb	Mar	Abr	May	Jun	Jul	Ago	Sep	Total
Máximo	134,905	71,762	57,056	53,039	28,032	50,152	68,505	89,566	42,731	27,639	21,641	25,639	383,955
Mínimo	3,017	2,263	2,156	2,265	1,625	2,453	3,436	4,226	4,166	3,407	3,142	3,274	45,958
Media	16,623	11,759	11,347	11,074	8,260	10,154	13,333	16,489	11,767	9,250	8,961	9,160	138,178

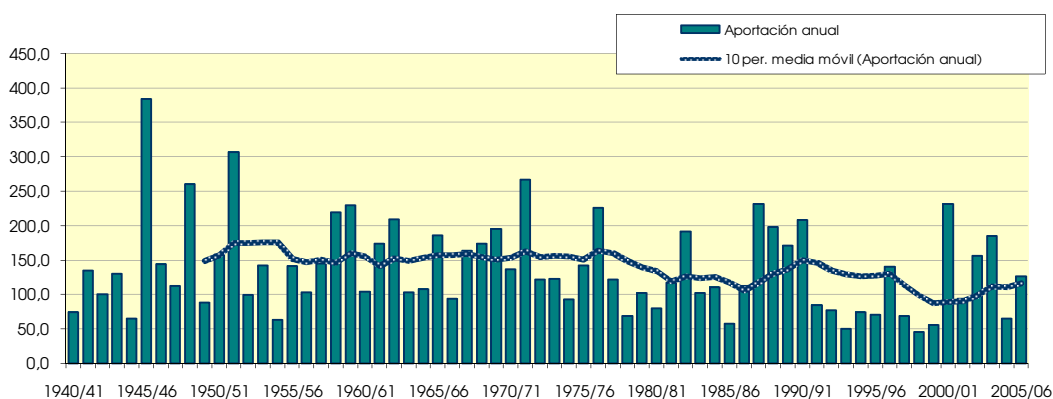
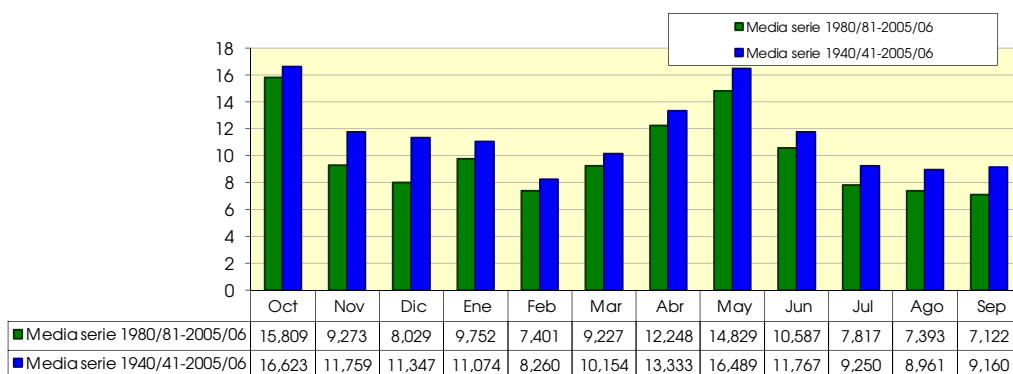
Percentil 1%	3,054	2,389	2,321	2,291	1,840	2,476	3,511	4,353	4,361	3,830	3,820	3,353	48,717
Percentil 5%	3,928	3,215	2,996	3,141	2,380	2,847	3,888	4,979	4,930	4,601	4,445	3,973	59,270
Percentil 10%	4,204	3,983	3,703	4,271	3,015	3,770	4,576	6,049	5,283	5,286	5,108	4,567	66,923
Percentil 25%	6,457	5,135	5,446	5,464	4,565	4,598	6,206	7,557	7,218	6,249	6,351	5,524	93,203
Percentil 50%	7,959	7,428	7,540	7,522	6,923	7,769	8,579	10,444	9,859	8,502	8,156	7,552	122,321
Desviación típica	22,859	11,961	10,850	9,831	5,680	8,810	12,379	14,504	7,223	4,565	3,704	5,043	66,710
Coef. variación	1,375	1,017	0,956	0,888	0,688	0,868	0,928	0,880	0,614	0,493	0,413	0,550	0,483

1980/2005
(hm³)

Serie para asignación y reserva

	Oct	Nov	Dic	Ene	Feb	Mar	Abr	May	Jun	Jul	Ago	Sep	Total
Máximo	134,905	26,686	37,358	42,538	16,650	50,152	48,134	49,594	42,731	25,087	16,263	14,043	231,770
Mínimo	3,017	2,263	2,156	2,265	1,625	2,453	3,436	4,226	4,166	4,283	3,142	3,396	45,958
Media	15,809	9,273	8,029	9,752	7,401	9,227	12,248	14,829	10,587	7,817	7,393	7,122	119,486

Percentil 1%	3,031	2,311	2,220	2,275	1,708	2,462	3,465	4,275	4,241	4,350	3,403	3,479	47,019
Percentil 5%	3,288	2,715	2,552	2,480	2,006	2,540	3,622	4,471	4,526	4,601	4,245	3,831	51,703
Percentil 10%	3,928	3,701	3,015	3,089	2,172	2,770	3,899	5,063	4,875	4,831	4,464	4,300	57,113
Percentil 25%	4,692	4,159	3,812	4,491	2,995	3,856	5,122	7,092	5,603	5,590	5,259	4,835	71,844
Percentil 50%	6,473	5,930	6,053	6,657	6,673	6,416	8,228	9,281	8,375	6,426	6,948	6,577	106,215
Desviación típica	27,946	7,258	6,959	9,010	4,580	9,724	10,982	12,929	7,846	4,155	2,928	3,071	58,836
Coef. variación	1,768	0,783	0,867	0,924	0,619	1,054	0,897	0,872	0,741	0,532	0,396	0,431	0,492



1404. Embalse de Caspe

(hm ²)	Oct	Nov	Dic	Ene	Feb	Mar	Abr	May	Jun	Jul	Ago	Sep	Total
1940/41	8.359	6.010	4.422	7.072	5.790	6.912	8.342	9.165	7.231	6.575	7.245	9.838	86.962
1941/42	8.048	6.240	5.589	5.258	4.927	7.859	49.205	21.882	15.661	11.872	10.360	9.814	156.713
1942/43	7.988	13.748	8.924	7.680	5.802	6.518	7.208	7.575	6.299	12.273	10.153	20.601	114.768
1943/44	14.385	11.140	25.916	14.724	10.517	9.181	8.563	11.854	13.797	10.540	8.595	9.068	148.280
1944/45	7.803	6.272	5.300	6.557	5.095	5.158	5.405	5.930	8.682	7.391	6.674	5.280	75.547
1945/46	3.876	56.151	18.162	16.882	11.854	24.118	77.807	101.362	44.706	31.905	25.180	18.910	430.913
1946/47	14.824	11.801	9.536	10.177	12.189	15.391	14.262	26.168	15.763	13.711	13.800	11.963	169.586
1947/48	12.607	9.605	7.246	7.202	13.492	12.769	15.318	16.572	11.083	8.293	6.981	5.760	126.928
1948/49	5.044	4.118	32.404	15.448	29.125	49.396	30.090	36.932	24.269	17.283	13.808	15.022	272.938
1949/50	11.699	8.407	7.779	7.533	5.615	5.404	6.153	13.424	9.754	7.254	8.540	7.175	98.738
1950/51	10.131	5.621	8.284	9.872	9.362	10.744	39.913	28.872	15.164	12.806	15.197	19.380	185.347
1951/52	48.637	28.072	44.856	32.918	25.928	25.095	27.021	23.909	22.320	21.027	23.374	17.478	340.635
1952/53	12.761	9.587	7.407	6.777	5.597	10.420	10.428	8.681	14.130	10.669	9.327	8.305	114.090
1953/54	7.889	8.789	18.198	11.352	8.140	17.190	15.596	29.684	18.516	10.679	8.588	6.635	161.256
1954/55	5.098	4.072	3.340	4.025	4.089	4.560	4.614	5.689	6.340	6.530	9.850	15.278	73.486
1955/56	8.514	6.247	6.536	6.133	7.540	14.879	16.286	34.120	20.187	13.896	13.233	11.128	158.698
1956/57	11.821	9.641	6.733	6.619	5.587	5.049	5.400	13.025	22.410	11.611	12.568	9.192	119.656
1957/58	64.352	20.627	12.632	11.687	8.719	8.569	9.678	8.738	5.967	5.018	5.251	4.782	166.021
1958/59	7.903	7.622	50.313	17.430	12.882	26.132	10.636	40.447	22.470	18.583	12.009	24.911	251.339
1959/60	22.881	77.903	30.252	23.516	24.355	21.608	13.871	12.906	14.583	8.948	9.147	7.674	267.644
1960/61	25.888	9.357	13.846	11.957	16.352	8.440	7.555	8.382	7.557	7.580	14.761	6.043	137.717
1961/62	9.119	43.870	15.935	54.685	7.990	4.623	5.590	7.584	10.548	8.553	7.139	11.108	186.744
1962/63	83.368	25.489	13.575	12.063	9.432	10.430	10.131	10.645	8.664	9.245	8.714	28.805	230.561
1963/64	10.793	7.495	7.540	7.480	6.295	7.071	7.258	9.593	9.686	9.898	9.273	23.410	115.794
1964/65	6.675	3.870	27.526	15.864	9.640	13.356	10.947	7.753	6.372	6.967	8.062	5.677	122.710
1965/66	91.564	22.980	11.529	14.857	9.558	10.649	7.866	12.908	12.506	10.404	12.097	12.547	229.466
1966/67	17.267	24.202	7.921	8.289	6.314	6.881	7.304	7.571	7.889	3.999	5.243	3.809	106.690
1967/68	55.248	22.831	7.909	6.623	4.136	10.168	16.782	11.131	9.194	9.690	11.616	9.437	174.763
1968/69	8.617	8.572	11.562	9.270	7.331	15.910	54.675	33.246	16.303	15.230	13.249	13.440	207.404
1969/70	62.588	20.220	18.838	40.502	12.399	11.826	9.957	9.776	8.831	9.814	8.607	8.331	221.688
1970/71	8.817	6.600	10.503	9.049	6.301	9.099	9.300	46.636	19.938	10.895	10.456	10.220	157.814
1971/72	10.614	12.955	73.377	33.059	29.605	27.646	22.368	25.861	21.246	14.881	14.216	28.189	314.018
1972/73	28.795	20.652	13.191	10.063	6.817	6.311	6.150	8.116	11.796	11.090	10.190	7.927	141.097
1973/74	8.538	6.792	6.162	6.956	4.750	14.696	27.243	21.696	11.435	10.942	12.723	10.126	142.057
1974/75	9.801	7.545	6.744	5.497	5.318	6.177	7.162	10.357	13.504	12.001	10.894	11.914	106.914
1975/76	8.136	8.105	16.748	9.772	8.442	7.919	14.286	26.555	18.535	13.664	12.212	11.161	155.534
1976/77	11.644	8.079	19.914	42.677	22.559	13.340	13.685	52.839	36.279	24.992	21.189	17.229	284.425
1977/78	15.732	11.633	13.107	11.070	10.002	10.759	10.937	14.168	11.595	11.576	11.355	8.622	140.555
1978/79	7.785	6.152	5.372	6.506	5.265	5.061	7.384	6.949	7.382	6.983	7.361	6.248	78.447
1979/80	17.468	9.091	6.698	8.298	7.945	7.447	10.779	11.898	10.820	10.092	10.693	6.166	117.396
1980/81	4.771	5.138	4.514	5.697	3.601	3.468	18.811	10.615	12.825	6.245	8.258	6.770	90.713
1981/82	7.126	5.834	4.315	12.864	13.340	13.212	12.501	14.818	14.588	12.264	11.528	6.800	129.191
1982/83	95.252	25.023	17.060	15.689	11.162	10.041	10.756	8.792	8.840	6.893	10.450	9.443	229.400
1983/84	7.401	19.277	8.685	7.781	6.910	5.596	5.756	15.039	11.360	7.120	11.358	14.493	120.776
1984/85	7.311	16.517	10.127	8.504	6.930	7.076	7.664	15.964	12.798	11.137	12.997	7.402	124.427
1985/86	6.520	5.348	4.513	4.388	3.742	4.578	8.836	9.084	4.814	5.320	3.663	5.824	66.631
1986/87	16.900	9.823	6.860	16.387	16.164	13.770	12.037	14.217	10.033	5.551	5.355	5.546	132.643
1987/88	10.748	8.135	9.569	30.857	16.689	12.646	40.126	37.870	52.261	28.648	18.981	14.886	281.416
1988/89	22.867	22.819	12.298	9.055	9.301	24.256	25.855	30.661	23.390	13.839	12.290	15.436	222.066
1989/90	13.725	18.565	38.620	27.189	14.460	12.462	12.743	11.188	9.501	8.299	8.111	8.307	183.170
1990/91	25.764	9.239	5.900	5.363	16.986	54.687	51.256	23.400	12.754	8.215	9.350	9.028	231.941
1991/92	7.150	5.303	9.858	6.366	5.061	5.073	5.936	10.884	19.295	9.243	8.311	8.427	100.906
1992/93	7.780	5.136	6.728	5.955	12.113	11.414	9.472	8.862	5.900	4.978	4.807	5.125	88.269
1993/94	5.109	4.243	3.142	2.979	2.608	3.132	3.976	5.138	6.780	6.841	5.609	8.313	57.871
1994/95	31.548	9.634	6.584	5.706	3.909	3.659	4.273	5.024	5.807	5.550	6.195	4.294	92.181
1995/96	3.608	2.963	4.407	12.793	9.266	5.598	6.333	7.722	7.469	8.568	8.069	5.883	82.679
1996/97	5.190	4.998	19.574	60.746	19.466	10.028	8.559	14.683	15.034	10.045	8.109	7.817	184.250
1997/98	7.013	6.144	7.874	10.846	10.211	5.309	4.938	6.547	5.388	6.545	6.147	4.778	81.740
1998/99	3.748	2.896	2.923	2.985	2.188	3.410	5.649	5.196	5.930	6.808	5.856	7.561	55.150
1999/00	6.422	4.939	3.805	3.797	2.835	4.677	4.589	9.743	10.978	6.403	6.122	5.533	69.844
2000/01	157.697	25.665	15.316	14.766	10.022	9.478	7.197	8.425	6.491	7.286	5.298	5.277	272.920
2001/02	4.742	4.730	3.803	3.884	2.782	3.328	16.074	36.087	9.011	6.578	9.598	8.742	109.358
2002/03	9.205	7.687	13.194	5.452	6.436	8.817	21.556	56.411	15.792	11.725	10.220	15.410	181.906
2003/04	14.990	10.703	9.675	8.124	7.116	18.732	45.248	57.807	19.682	14.026	11.027	9.529	226.658
2004/05	9.634	6.989	6.876	6.258	4.081	4.849	8.668	6.997	5.577	7.208	6.572	4.288	77.997
2005/06	5.053	33.436	9.911	18.059	12.681	18.459	11.156	9.298	9.282	9.256	8.910	8.134	153.635

1404. Embalse de Caspe

1940/2005
(hm³)

Serie completa

	Oct	Nov	Dic	Ene	Feb	Mar	Abr	May	Jun	Jul	Ago	Sep	Total
Máximo	157,697	77,903	73,377	60,746	29,605	54,687	77,807	101,362	52,261	31,905	25,180	28,805	430,913
Mínimo	3,608	2,896	2,923	2,979	2,188	3,132	3,976	5,024	4,814	3,999	3,663	3,809	55,150
Media	19,551	13,323	13,151	13,120	9,744	11,705	15,350	18,804	13,651	10,605	10,199	10,480	159,683

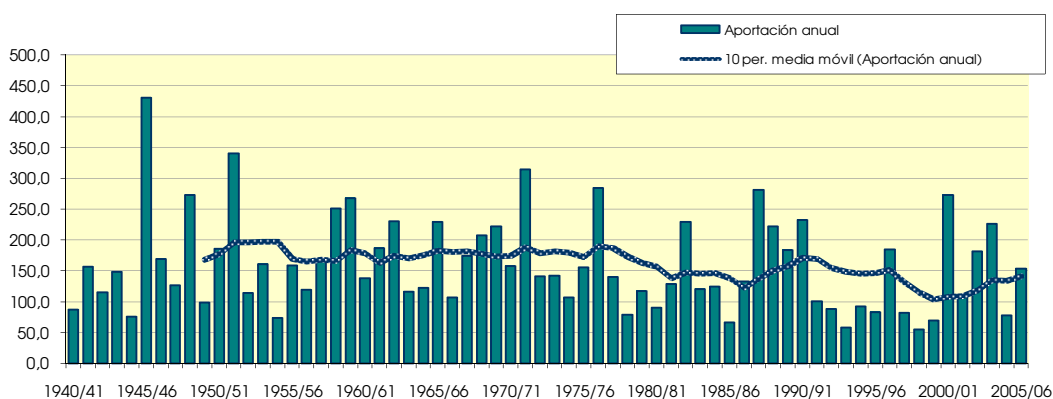
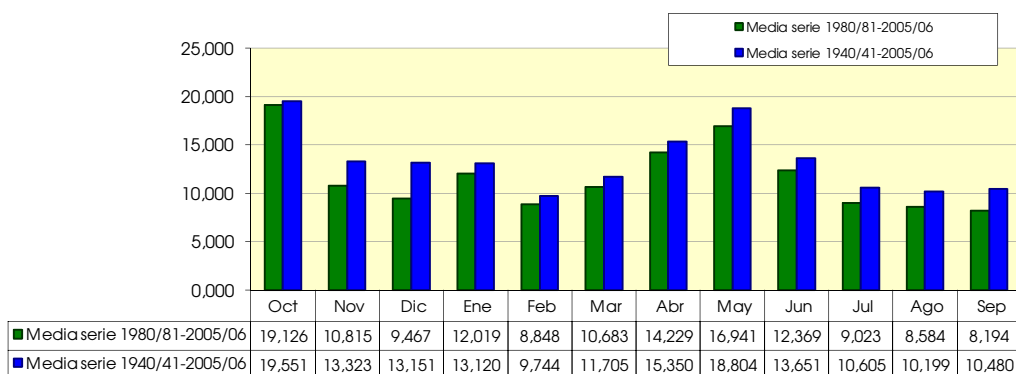
Percentil 1%	3,699	2,940	3,066	2,983	2,461	3,259	4,169	5,098	5,187	4,635	4,406	4,121	56,919
Percentil 5%	4,749	4,084	3,803	3,919	3,027	3,516	4,695	5,750	5,830	5,377	5,263	4,779	70,755
Percentil 10%	5,076	4,834	4,415	5,310	3,995	4,601	5,497	6,973	6,133	6,324	5,732	5,279	78,222
Percentil 25%	7,334	6,146	6,613	6,519	5,590	5,596	7,220	8,696	8,083	7,017	7,537	6,345	106,746
Percentil 50%	9,420	8,680	9,230	9,052	8,065	9,330	10,279	11,876	11,398	9,752	9,474	8,682	141,577
Desviación típica	26,809	12,780	12,233	11,664	6,209	9,379	14,276	16,689	8,644	5,218	4,129	5,708	75,942
Coef. variación	1,371	0,959	0,930	0,889	0,637	0,801	0,930	0,888	0,633	0,492	0,405	0,545	0,476

1980/2005
(hm³)

Serie para asignación y reserva

	Oct	Nov	Dic	Ene	Feb	Mar	Abr	May	Jun	Jul	Ago	Sep	Total
Máximo	157,697	33,436	38,620	60,746	19,466	54,687	51,256	57,807	52,261	28,648	18,981	15,436	281,416
Mínimo	3,608	2,896	2,923	2,979	2,188	3,132	3,976	5,024	4,814	4,978	3,663	4,288	55,150
Media	19,126	10,815	9,467	12,019	8,848	10,683	14,229	16,941	12,369	9,023	8,584	8,194	140,298

Percentil 1%	3,643	2,913	2,978	2,980	2,293	3,181	4,050	5,052	4,958	5,063	3,949	4,290	55,830
Percentil 5%	3,997	3,283	3,307	3,188	2,652	3,348	4,352	5,153	5,436	5,377	4,930	4,415	60,061
Percentil 10%	4,756	4,486	3,804	3,840	2,808	3,439	4,764	5,871	5,692	5,551	5,326	4,952	68,238
Percentil 25%	5,498	5,137	4,513	5,514	3,952	4,720	6,035	8,517	6,564	6,553	6,128	5,616	84,077
Percentil 50%	7,356	7,338	7,375	7,952	8,191	7,947	9,154	10,749	9,767	7,247	8,184	7,689	122,602
Desviación típica	33,561	8,302	7,376	12,194	5,167	10,532	12,831	14,807	9,501	4,746	3,287	3,368	69,147
Coef. variación	1,755	0,768	0,779	1,015	0,584	0,986	0,902	0,874	0,768	0,526	0,383	0,411	0,493



1407. Embalse de La Balma

(hm ²)	Oct	Nov	Dic	Ene	Feb	Mar	Abr	May	Jun	Jul	Ago	Sep	Total
1940/41	5.289	3.381	2.253	3.903	2.591	3.302	3.296	3.937	2.789	2.022	2.420	4.341	39.525
1941/42	4.497	3.165	2.644	2.393	1.894	3.072	22.416	10.147	6.519	4.277	3.674	4.007	68.705
1942/43	4.088	9.168	5.254	4.241	2.512	2.668	2.722	2.969	2.349	4.428	3.528	10.169	54.097
1943/44	8.835	6.328	13.249	8.313	4.626	3.523	2.787	4.507	5.212	3.610	2.856	3.837	67.683
1944/45	4.267	3.051	2.466	2.585	1.779	1.686	1.587	1.960	3.773	2.695	2.482	2.241	30.573
1945/46	2.065	48.263	13.169	11.403	6.472	14.397	43.169	44.055	19.318	11.999	9.053	7.551	230.912
1946/47	7.056	5.052	3.609	3.329	3.387	5.009	3.907	11.513	5.545	4.551	4.570	4.669	62.196
1947/48	7.119	4.840	3.343	3.054	7.963	6.388	6.878	7.508	4.815	3.135	2.549	2.398	59.991
1948/49	2.684	1.998	27.627	11.246	22.841	38.829	18.660	22.201	13.995	9.015	7.044	8.937	185.078
1949/50	8.205	5.452	4.894	4.631	2.742	2.324	2.266	6.197	3.781	2.468	4.015	3.458	50.433
1950/51	7.200	2.960	3.150	3.100	2.840	3.050	22.200	9.880	1.570	1.670	3.040	0.000	60.660
1951/52	29.603	16.580	30.759	20.360	12.754	11.183	10.622	9.555	9.267	7.786	9.840	8.359	176.667
1952/53	7.682	5.267	3.736	3.218	2.012	5.468	4.307	3.688	5.472	3.814	3.191	3.286	51.141
1953/54	3.899	5.498	12.918	6.885	3.627	7.409	4.837	12.359	7.192	1.569	1.413	1.695	69.302
1954/55	2.046	1.421	1.037	1.345	0.956	1.072	0.931	1.121	1.283	1.788	3.326	7.937	24.262
1955/56	4.474	2.825	2.908	2.391	3.904	6.584	5.200	11.799	5.529	2.084	3.088	3.216	54.002
1956/57	6.683	4.893	2.909	2.990	1.852	1.279	0.919	3.571	8.751	1.992	4.499	2.776	43.115
1957/58	46.549	11.265	5.715	5.098	2.410	1.734	2.069	2.264	1.029	0.698	0.695	1.022	80.548
1958/59	2.077	3.850	45.615	13.975	6.605	19.454	5.214	18.154	6.796	2.701	2.411	12.405	139.258
1959/60	11.060	50.276	9.679	7.669	6.447	6.244	4.216	4.607	4.214	1.890	1.681	2.489	110.473
1960/61	5.437	3.533	3.611	4.604	1.531	1.441	1.288	1.553	0.965	0.703	7.805	1.829	34.301
1961/62	4.210	37.138	12.354	49.805	4.764	1.655	2.828	4.731	6.211	1.678	1.707	3.763	130.843
1962/63	71.302	15.140	7.161	6.581	3.543	3.459	3.237	3.323	2.653	2.759	2.471	20.540	142.169
1963/64	3.878	2.630	2.762	2.898	1.405	1.787	1.521	1.829	2.204	1.252	1.009	16.839	40.014
1964/65	4.097	1.460	20.066	11.448	5.555	4.039	2.659	2.211	1.367	0.993	1.294	1.377	56.568
1965/66	52.133	16.945	5.607	6.681	3.916	3.350	1.895	2.762	3.541	0.874	3.192	3.994	104.890
1966/67	8.724	12.815	3.035	3.881	2.185	2.273	2.073	2.735	1.625	0.785	0.914	1.075	42.121
1967/68	51.831	17.827	5.518	4.502	2.113	7.273	8.620	4.169	3.125	2.035	4.642	3.547	115.201
1968/69	2.909	4.060	7.357	4.510	3.188	5.712	22.462	15.902	4.938	3.821	2.475	4.854	82.187
1969/70	39.798	8.669	5.814	12.611	4.044	2.627	2.146	2.080	1.550	1.564	1.274	1.697	83.875
1970/71	3.491	2.214	4.640	3.517	1.555	4.063	4.274	16.759	5.342	2.003	1.835	2.269	51.961
1971/72	4.964	6.724	36.534	15.691	9.455	8.877	7.338	9.954	9.396	6.367	5.960	14.632	135.892
1972/73	15.166	10.591	7.098	5.637	3.140	2.432	2.261	2.431	4.993	3.546	3.325	3.912	64.532
1973/74	4.984	3.533	2.715	2.389	1.538	7.939	9.697	7.768	4.818	3.630	4.688	4.252	57.950
1974/75	4.444	3.216	2.184	1.872	1.965	2.412	2.148	4.454	5.593	3.719	3.359	3.935	39.300
1975/76	4.042	2.779	11.538	5.758	4.605	3.638	8.165	17.922	8.949	6.418	5.501	4.865	84.181
1976/77	5.678	4.213	13.148	16.232	8.466	6.229	4.972	17.796	11.276	11.768	8.378	7.521	115.676
1977/78	7.704	5.383	7.639	5.731	3.649	3.156	3.136	6.569	4.707	3.092	2.732	2.515	56.013
1978/79	2.618	1.923	1.470	3.087	2.123	1.865	1.744	1.777	2.138	1.693	1.458	2.099	23.992
1979/80	9.230	5.727	3.637	3.326	3.686	3.110	3.403	6.804	4.298	2.763	2.322	2.327	50.634
1980/81	2.415	2.565	1.996	1.863	1.373	1.318	13.675	6.871	4.755	3.185	3.042	3.302	46.360
1981/82	3.423	2.386	1.759	9.941	7.670	10.002	9.345	8.779	6.036	3.955	3.318	2.956	69.571
1982/83	56.771	19.062	11.909	9.033	5.033	3.852	2.985	2.416	2.442	1.947	4.855	4.049	124.353
1983/84	3.610	11.397	5.769	4.702	2.952	2.604	2.533	6.733	4.299	2.697	2.223	3.251	52.770
1984/85	3.203	13.306	6.843	5.505	3.506	3.230	2.804	6.698	3.994	2.624	2.248	2.880	56.840
1985/86	3.243	2.530	1.878	1.817	1.292	1.353	1.731	1.859	1.374	1.051	1.216	2.179	21.523
1986/87	10.058	6.072	3.881	9.956	6.996	5.533	4.120	3.654	2.374	1.829	1.766	1.926	58.166
1987/88	3.659	4.657	5.882	17.613	7.884	5.625	18.833	19.844	23.477	12.765	9.494	7.804	137.536
1988/89	10.850	10.142	6.204	4.772	5.280	14.678	10.632	18.871	10.202	6.448	5.787	9.866	113.730
1989/90	8.101	13.613	31.573	16.364	8.904	6.336	4.758	4.248	5.074	3.367	3.117	3.691	109.147
1990/91	19.559	5.308	2.755	2.859	11.823	24.127	21.608	7.664	2.687	1.230	1.181	1.796	102.596
1991/92	2.199	2.033	6.203	3.010	1.463	1.507	1.548	2.672	6.097	1.899	1.390	1.950	31.970
1992/93	3.210	2.215	3.666	2.813	7.700	4.738	3.146	3.129	1.343	0.715	0.737	1.083	34.494
1993/94	2.056	1.836	1.120	1.055	0.582	0.598	0.613	0.753	0.462	0.448	0.454	2.941	12.916
1994/95	16.857	6.001	3.483	2.878	1.360	1.003	0.886	1.128	0.758	0.504	0.694	1.062	36.614
1995/96	1.558	1.110	2.451	8.296	6.006	2.910	2.318	2.611	1.234	0.672	1.322	2.047	32.533
1996/97	2.331	2.125	7.418	22.728	6.148	3.456	2.537	2.485	1.892	1.076	1.500	2.055	55.751
1997/98	2.813	1.956	1.784	3.530	2.308	1.341	1.247	2.516	1.175	0.618	0.764	0.994	21.046
1998/99	1.295	0.923	0.799	0.995	0.547	1.190	1.103	1.200	0.830	0.695	0.949	3.271	13.798
1999/00	3.293	2.366	1.420	1.585	0.849	0.738	1.000	3.252	4.124	1.042	0.966	1.155	21.788
2000/01	107.148	13.999	7.339	6.593	3.120	2.797	2.031	2.339	1.146	1.480	0.948	1.616	150.557
2001/02	2.068	2.285	1.422	1.773	0.757	0.813	10.760	22.399	3.402	1.701	1.944	2.701	52.024
2002/03	3.372	2.212	1.445	1.467	1.857	2.451	8.405	26.984	4.947	2.814	2.404	5.164	63.523
2003/04	9.444	5.865	4.278	3.136	2.251	10.218	15.822	23.395	5.314	2.287	2.206	2.699	86.915
2004/05	3.392	2.183	1.988	1.744	1.017	0.935	0.820	1.116	0.936	0.509	0.771	1.008	16.416
2005/06	1.663	20.078	5.015	11.857	5.533	7.584	3.458	2.629	1.406	0.860	0.876	1.257	62.216

1407. Embalse de La Balma

1940/2005

(hm³)

Serie completa

	Oct	Nov	Dic	Ene	Feb	Mar	Abr	May	Jun	Jul	Ago	Sep	Total
Máximo	107,148	50,276	45,615	49,805	22,841	38,829	43,169	44,055	23,477	12,765	9,840	20,540	230,912
Mínimo	1,295	0,923	0,799	0,995	0,547	0,598	0,613	0,753	0,462	0,448	0,454	0,000	12,916
Media	11,661	7,883	7,441	6,830	4,195	5,196	6,254	7,754	4,707	2,941	2,998	4,202	72,062

Percentil 1%	1,466	1,045	0,954	1,034	0,570	0,689	0,748	0,989	0,655	0,484	0,610	0,646	13,489
Percentil 5%	2,048	1,554	1,420	1,497	0,876	0,952	0,922	1,146	0,943	0,631	0,743	1,032	21,165
Percentil 10%	2,073	1,977	1,614	1,795	1,326	1,235	1,175	1,803	1,161	0,700	0,895	1,119	24,127
Percentil 25%	3,218	2,422	2,662	2,883	1,866	1,806	2,070	2,493	1,692	1,236	1,339	1,974	40,540
Percentil 50%	4,459	4,748	4,459	4,506	3,164	3,266	3,191	4,351	4,169	2,029	2,445	3,086	58,058
Desviación típica	18,959	9,651	8,824	7,321	3,593	6,059	7,467	7,984	4,108	2,688	2,243	3,846	45,092
Coef. variación	1,626	1,224	1,186	1,072	0,857	1,166	1,194	1,030	0,873	0,914	0,748	0,915	0,626

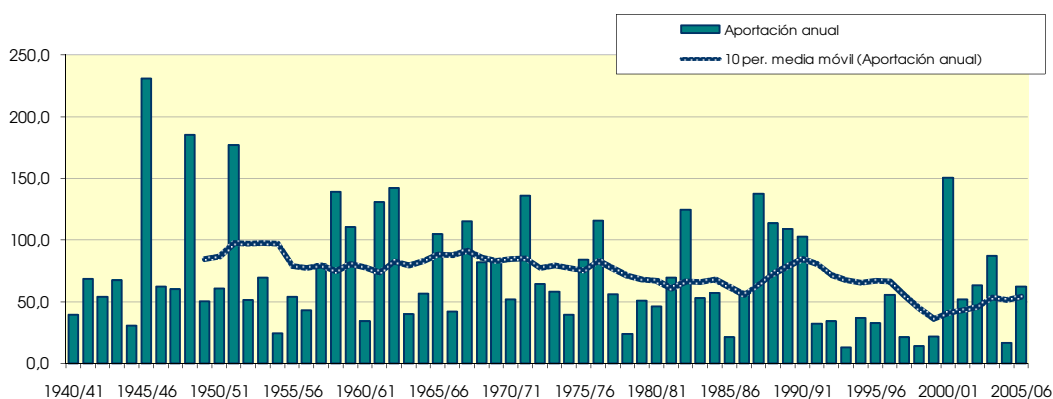
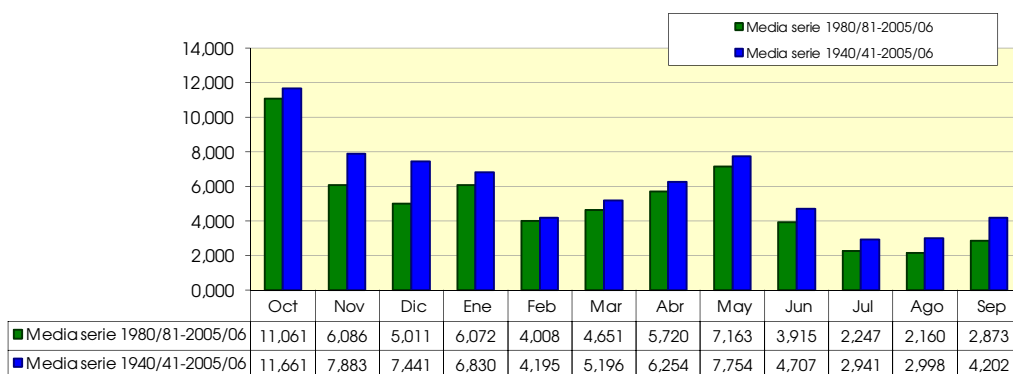
1980/2005

(hm³)

Serie para asignación y reserva

	Oct	Nov	Dic	Ene	Feb	Mar	Abr	May	Jun	Jul	Ago	Sep	Total
Máximo	107,148	20,078	31,573	22,728	11,823	24,127	21,608	26,984	23,477	12,765	9,494	9,866	150,557
Mínimo	1,295	0,923	0,799	0,995	0,547	0,598	0,613	0,753	0,462	0,448	0,454	0,994	12,916
Media	11,061	6,086	5,011	6,072	4,008	4,651	5,720	7,163	3,915	2,247	2,160	2,873	60,968

Percentil 1%	1,361	0,970	0,879	1,010	0,556	0,633	0,665	0,843	0,536	0,462	0,514	0,997	13,137
Percentil 5%	1,584	1,291	1,195	1,158	0,626	0,757	0,836	1,119	0,776	0,505	0,704	1,021	14,452
Percentil 10%	1,859	1,896	1,421	1,526	0,803	0,874	0,943	1,164	0,883	0,563	0,750	1,072	18,731
Percentil 25%	2,352	2,190	1,808	1,829	1,363	1,324	1,594	2,433	1,262	0,752	0,949	1,661	32,111
Percentil 50%	3,333	2,548	3,574	3,333	3,036	2,853	2,894	3,191	2,564	1,591	1,445	2,439	54,261
Desviación típica	22,544	5,706	6,033	5,723	3,120	5,294	6,022	7,926	4,601	2,543	1,981	2,064	40,030
Coef. variación	2,038	0,938	1,204	0,942	0,778	1,138	1,053	1,107	1,175	1,132	0,917	0,718	0,657



1408. Embalse de Ciscar

(hm ²)	Oct	Nov	Dic	Ene	Feb	Mar	Abr	May	Jun	Jul	Ago	Sep	Total
1940/41	0,044	0,033	0,026	0,029	0,030	0,028	0,029	0,033	0,032	0,031	0,054	0,045	0,414
1941/42	0,038	0,033	0,036	0,035	0,033	0,046	0,335	0,076	0,083	0,056	0,047	0,050	0,870
1942/43	0,040	0,061	0,042	0,035	0,030	0,029	0,027	0,025	0,023	0,055	0,041	0,146	0,553
1943/44	0,062	0,054	0,262	0,067	0,052	0,043	0,037	0,041	0,041	0,034	0,034	0,037	0,764
1944/45	0,034	0,033	0,031	0,050	0,035	0,029	0,024	0,025	0,027	0,027	0,023	0,021	0,358
1945/46	0,018	0,038	0,043	0,042	0,038	0,048	0,112	0,332	0,151	0,125	0,105	0,090	1,141
1946/47	0,080	0,072	0,065	0,066	0,074	0,077	0,068	0,115	0,075	0,066	0,060	0,055	0,876
1947/48	0,054	0,047	0,040	0,037	0,052	0,039	0,037	0,038	0,031	0,027	0,024	0,023	0,448
1948/49	0,023	0,022	0,042	0,033	0,045	0,044	0,037	0,069	0,046	0,036	0,032	0,035	0,463
1949/50	0,032	0,028	0,027	0,025	0,022	0,023	0,021	0,043	0,033	0,030	0,029	0,024	0,338
1950/51	0,026	0,025	0,039	0,063	0,051	0,049	0,073	0,106	0,080	0,075	0,066	0,166	0,819
1951/52	0,168	0,098	0,115	0,098	0,086	0,082	0,069	0,065	0,059	0,059	0,058	0,051	1,008
1952/53	0,045	0,040	0,035	0,032	0,029	0,028	0,027	0,026	0,105	0,040	0,035	0,035	0,477
1953/54	0,039	0,033	0,040	0,041	0,034	0,047	0,043	0,111	0,057	0,048	0,040	0,034	0,566
1954/55	0,030	0,026	0,024	0,025	0,027	0,024	0,021	0,021	0,028	0,024	0,026	0,034	0,311
1955/56	0,033	0,030	0,033	0,032	0,029	0,035	0,039	0,103	0,070	0,060	0,089	0,051	0,605
1956/57	0,047	0,046	0,039	0,033	0,028	0,025	0,023	0,049	0,163	0,055	0,046	0,041	0,595
1957/58	0,105	0,086	0,066	0,056	0,047	0,041	0,037	0,034	0,031	0,028	0,027	0,026	0,583
1958/59	0,027	0,037	0,063	0,046	0,079	0,113	0,067	0,278	0,085	0,126	0,074	0,198	1,192
1959/60	0,126	0,221	0,097	0,090	0,105	0,168	0,082	0,085	0,071	0,064	0,055	0,048	1,213
1960/61	0,270	0,064	0,140	0,074	0,060	0,050	0,044	0,040	0,036	0,032	0,030	0,035	0,875
1961/62	0,031	0,045	0,037	0,041	0,039	0,035	0,033	0,036	0,035	0,032	0,029	0,049	0,441
1962/63	0,140	0,067	0,054	0,046	0,044	0,041	0,038	0,035	0,034	0,058	0,033	0,298	0,889
1963/64	0,048	0,043	0,040	0,036	0,038	0,033	0,029	0,026	0,037	0,037	0,029	0,027	0,423
1964/65	0,024	0,022	0,153	0,055	0,046	0,049	0,037	0,035	0,038	0,029	0,028	0,024	0,539
1965/66	0,540	0,078	0,067	0,066	0,060	0,052	0,047	0,070	0,052	0,045	0,039	0,034	1,148
1966/67	0,069	0,053	0,044	0,038	0,035	0,032	0,030	0,027	0,024	0,022	0,021	0,019	0,414
1967/68	0,025	0,090	0,042	0,031	0,028	0,043	0,037	0,041	0,038	0,031	0,029	0,026	0,463
1968/69	0,022	0,063	0,045	0,056	0,045	0,083	0,161	0,118	0,089	0,074	0,065	0,072	0,893
1969/70	0,150	0,089	0,086	0,083	0,069	0,058	0,050	0,047	0,081	0,040	0,035	0,031	0,821
1970/71	0,040	0,030	0,072	0,059	0,034	0,040	0,039	0,280	0,066	0,057	0,051	0,052	0,821
1971/72	0,043	0,051	1,105	0,123	0,085	0,116	0,076	0,092	0,083	0,068	0,062	0,237	2,139
1972/73	0,094	0,073	0,062	0,051	0,043	0,037	0,034	0,030	0,104	0,045	0,040	0,039	0,652
1973/74	0,034	0,030	0,031	0,025	0,023	0,053	0,068	0,053	0,048	0,051	0,046	0,044	0,507
1974/75	0,040	0,036	0,032	0,028	0,027	0,073	0,029	0,048	0,054	0,044	0,041	0,055	0,506
1975/76	0,042	0,036	0,055	0,037	0,032	0,030	0,053	0,043	0,042	0,038	0,037	0,033	0,478
1976/77	0,097	0,034	0,167	0,577	0,075	0,059	0,069	0,960	0,482	0,173	0,094	0,104	2,892
1977/78	0,071	0,062	0,055	0,050	0,044	0,045	0,050	0,053	0,059	0,043	0,037	0,035	0,605
1978/79	0,030	0,026	0,024	0,025	0,025	0,033	0,033	0,028	0,028	0,027	0,024	0,024	0,328
1979/80	0,201	0,046	0,039	0,035	0,035	0,031	0,027	0,045	0,031	0,027	0,025	0,026	0,568
1980/81	0,022	0,024	0,021	0,020	0,019	0,018	0,181	0,042	0,042	0,030	0,027	0,028	0,474
1981/82	0,026	0,023	0,021	0,034	0,206	0,058	0,044	0,059	0,034	0,034	0,039	0,025	0,603
1982/83	1,239	0,087	0,068	0,057	0,049	0,043	0,038	0,033	0,036	0,032	0,047	0,033	1,761
1983/84	0,028	0,458	0,043	0,035	0,031	0,031	0,028	0,232	0,048	0,040	0,033	0,032	1,039
1984/85	0,027	0,061	0,039	0,033	0,034	0,032	0,032	0,064	0,039	0,038	0,031	0,029	0,460
1985/86	0,035	0,027	0,025	0,022	0,022	0,024	0,032	0,025	0,023	0,020	0,021	0,028	0,305
1986/87	0,192	0,063	0,039	0,191	0,153	0,051	0,043	0,041	0,034	0,034	0,032	0,029	0,901
1987/88	0,246	0,086	0,060	0,411	0,061	0,049	0,293	0,119	0,289	0,099	0,083	0,070	1,867
1988/89	0,106	0,076	0,060	0,050	0,051	0,158	0,096	0,064	0,057	0,049	0,074	0,051	0,894
1989/90	0,041	0,050	0,055	0,053	0,038	0,031	0,026	0,030	0,044	0,030	0,029	0,028	0,456
1990/91	0,148	0,040	0,033	0,031	0,181	0,374	0,077	0,064	0,055	0,048	0,042	0,052	1,144
1991/92	0,038	0,041	0,063	0,041	0,032	0,027	0,029	0,193	0,297	0,054	0,044	0,041	0,900
1992/93	0,057	0,034	0,051	0,032	0,039	0,036	0,034	0,053	0,032	0,026	0,032	0,026	0,452
1993/94	0,041	0,025	0,022	0,019	0,018	0,017	0,018	0,018	0,015	0,015	0,015	0,095	0,319
1994/95	0,476	0,052	0,040	0,033	0,028	0,025	0,025	0,027	0,024	0,023	0,023	0,021	0,797
1995/96	0,018	0,016	0,024	0,127	0,068	0,035	0,030	0,037	0,026	0,024	0,080	0,030	0,515
1996/97	0,026	0,030	0,261	0,831	0,090	0,073	0,061	0,065	0,137	0,062	0,104	0,053	1,793
1997/98	0,046	0,040	0,068	0,042	0,037	0,031	0,030	0,034	0,031	0,028	0,025	0,024	0,437
1998/99	0,024	0,020	0,036	0,020	0,018	0,031	0,025	0,028	0,027	0,033	0,028	0,044	0,334
1999/00	0,035	0,031	0,027	0,024	0,021	0,019	0,026	0,048	0,129	0,041	0,048	0,031	0,482
2000/01	1,383	0,124	0,084	0,118	0,061	0,051	0,044	0,089	0,040	0,037	0,033	0,030	2,095
2001/02	0,027	0,028	0,026	0,022	0,019	0,020	0,036	0,153	0,054	0,040	0,082	0,058	0,565
2002/03	0,050	0,044	0,039	0,035	0,037	0,041	0,055	0,205	0,087	0,072	0,063	0,084	0,811
2003/04	0,066	0,059	0,052	0,042	0,041	0,061	0,189	0,211	0,108	0,098	0,078	0,067	1,072
2004/05	0,059	0,049	0,058	0,042	0,035	0,031	0,027	0,057	0,030	0,027	0,026	0,042	0,484
2005/06	0,039	0,235	0,063	0,105	0,084	0,060	0,051	0,043	0,042	0,043	0,038	0,042	0,845

1408. Embalse de Ciscar

1940/2005
(hm³)

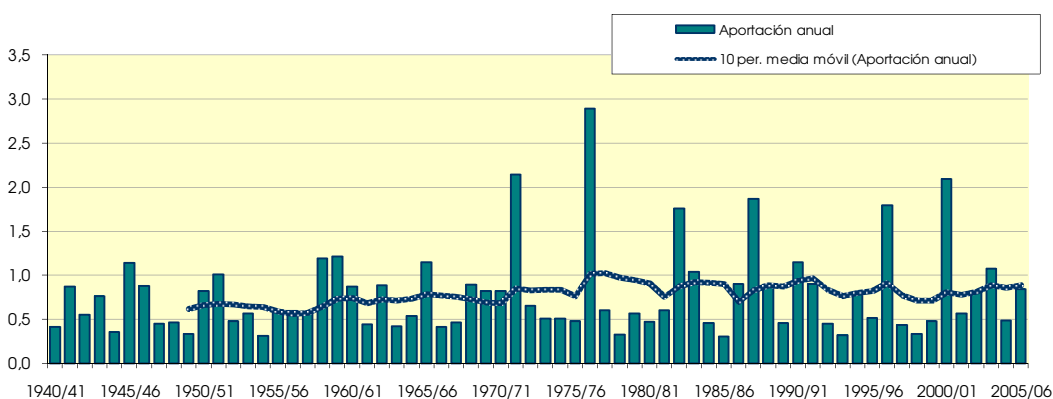
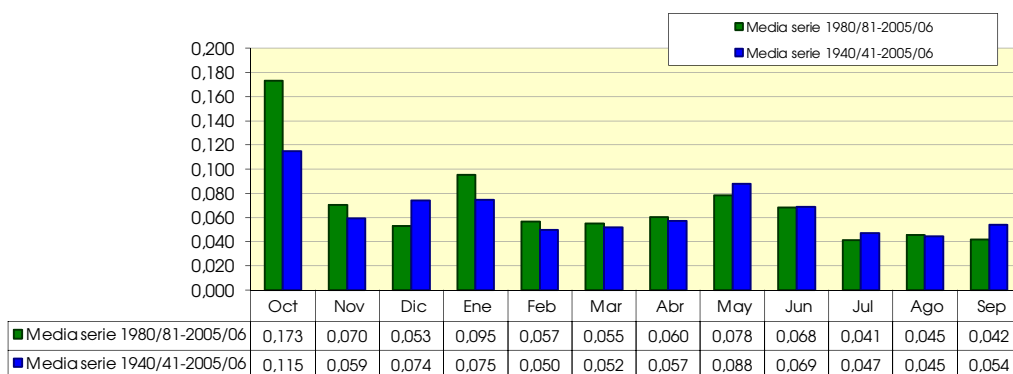
Serie completa

	Oct	Nov	Dic	Ene	Feb	Mar	Abr	May	Jun	Jul	Ago	Sep	Total
Máximo	1,383	0,458	1,105	0,831	0,206	0,374	0,335	0,960	0,482	0,173	0,105	0,298	2,892
Mínimo	0,018	0,016	0,021	0,019	0,018	0,017	0,018	0,018	0,015	0,015	0,015	0,019	0,305
Media	0,115	0,059	0,074	0,075	0,050	0,052	0,057	0,088	0,069	0,047	0,045	0,054	0,785
Percentil 1%	0,018	0,019	0,021	0,020	0,018	0,017	0,020	0,020	0,020	0,019	0,019	0,020	0,309
Percentil 5%	0,023	0,022	0,024	0,022	0,020	0,021	0,023	0,025	0,024	0,023	0,023	0,023	0,330
Percentil 10%	0,025	0,025	0,026	0,025	0,023	0,025	0,026	0,027	0,027	0,026	0,025	0,024	0,386
Percentil 25%	0,030	0,030	0,036	0,032	0,030	0,031	0,029	0,034	0,032	0,030	0,029	0,028	0,463
Percentil 50%	0,041	0,043	0,043	0,041	0,038	0,041	0,037	0,048	0,043	0,040	0,038	0,036	0,599
Desviación típica	0,233	0,063	0,137	0,126	0,035	0,049	0,057	0,128	0,073	0,027	0,022	0,050	0,497
Coef. variación	2,033	1,056	1,847	1,687	0,704	0,948	1,001	1,457	1,069	0,582	0,484	0,934	0,633

1980/2005
(hm³)

Serie para asignación y reserva

	Oct	Nov	Dic	Ene	Feb	Mar	Abr	May	Jun	Jul	Ago	Sep	Total
Máximo	1,383	0,458	0,261	0,831	0,206	0,374	0,293	0,232	0,297	0,099	0,104	0,095	2,095
Mínimo	0,018	0,016	0,021	0,019	0,018	0,017	0,018	0,018	0,015	0,015	0,015	0,021	0,305
Media	0,173	0,070	0,053	0,095	0,057	0,055	0,060	0,078	0,068	0,041	0,045	0,042	0,839
Percentil 1%	0,019	0,017	0,021	0,019	0,018	0,017	0,020	0,020	0,017	0,017	0,017	0,022	0,309
Percentil 5%	0,023	0,021	0,021	0,020	0,018	0,018	0,025	0,025	0,023	0,021	0,021	0,024	0,323
Percentil 10%	0,025	0,023	0,023	0,021	0,019	0,019	0,026	0,028	0,025	0,023	0,024	0,026	0,385
Percentil 25%	0,027	0,029	0,029	0,031	0,029	0,028	0,028	0,035	0,031	0,028	0,028	0,028	0,463
Percentil 50%	0,041	0,043	0,042	0,038	0,037	0,034	0,035	0,055	0,041	0,035	0,036	0,032	0,700
Desviación típica	0,350	0,091	0,046	0,171	0,050	0,071	0,064	0,065	0,073	0,021	0,024	0,019	0,515
Coef. variación	2,023	1,292	0,866	1,796	0,881	1,291	1,059	0,827	1,068	0,512	0,529	0,459	0,614



1411. Río Fortanete (aguas arriba de Piscifactoría)

1940/2005
(hm³)

Serie completa

	Oct	Nov	Dic	Ene	Feb	Mar	Abr	May	Jun	Jul	Ago	Sep	Total
Máximo	5,506	7,669	6,324	8,525	4,998	9,049	10,488	10,473	5,813	3,824	4,455	4,477	37,966
Mínimo	0,155	0,000	0,026	0,031	0,030	0,043	0,192	0,239	0,557	0,276	0,295	0,300	4,819
Media	0,755	0,725	0,646	0,790	0,848	1,267	2,054	2,617	2,053	1,735	1,504	1,086	16,081

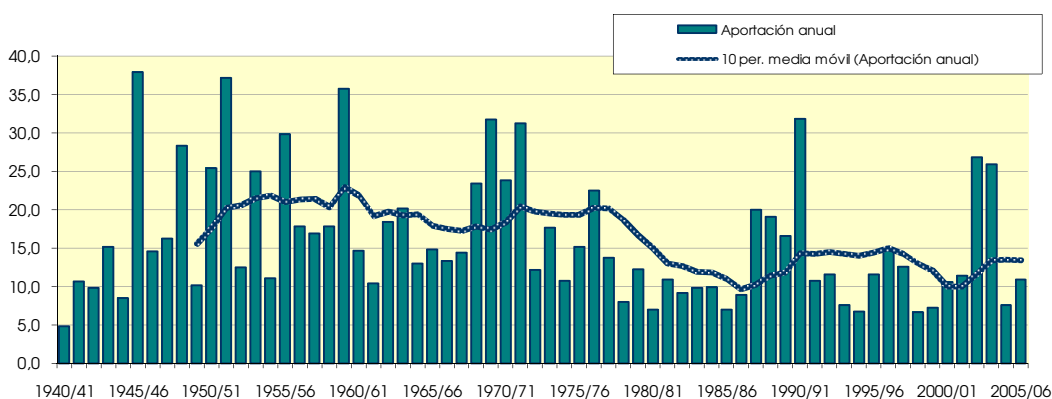
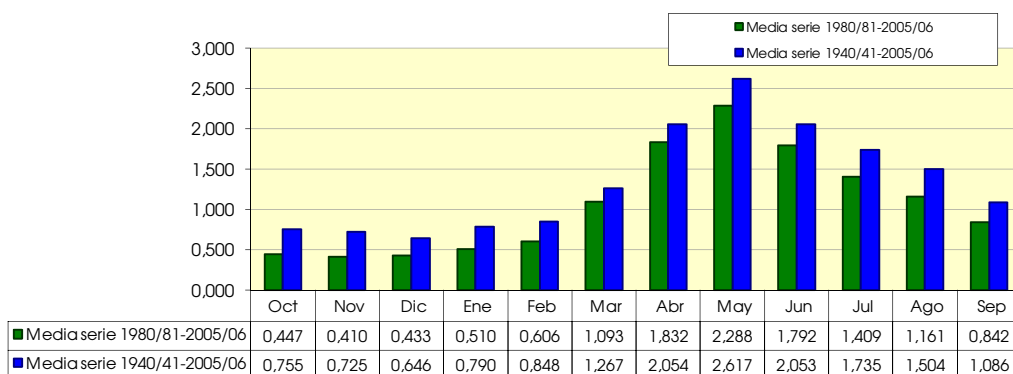
Percentil 1%	0,160	0,035	0,029	0,055	0,059	0,094	0,218	0,413	0,563	0,358	0,297	0,340	6,006
Percentil 5%	0,192	0,121	0,074	0,110	0,110	0,173	0,355	0,757	0,825	0,626	0,572	0,457	7,001
Percentil 10%	0,217	0,152	0,103	0,121	0,128	0,196	0,477	0,797	0,920	0,817	0,787	0,512	7,597
Percentil 25%	0,304	0,213	0,187	0,201	0,224	0,383	0,841	1,202	1,255	1,227	1,081	0,616	10,498
Percentil 50%	0,554	0,380	0,376	0,402	0,472	0,835	1,415	1,772	1,752	1,638	1,473	0,828	13,574
Desviación típica	0,844	1,107	0,932	1,284	1,055	1,388	1,937	2,165	1,149	0,818	0,665	0,682	8,238
Coef. variación	1,118	1,526	1,443	1,626	1,243	1,096	0,943	0,827	0,560	0,471	0,442	0,628	0,512

1980/2005
(hm³)

Serie para asignación y reserva

	Oct	Nov	Dic	Ene	Feb	Mar	Abr	May	Jun	Jul	Ago	Sep	Total
Máximo	1,164	2,195	2,527	3,371	2,753	9,049	10,488	8,570	5,128	3,209	2,167	2,653	31,827
Mínimo	0,163	0,000	0,026	0,068	0,075	0,121	0,232	0,507	0,566	0,276	0,295	0,300	6,646
Media	0,447	0,410	0,433	0,510	0,606	1,093	1,832	2,288	1,792	1,409	1,161	0,842	12,824

Percentil 1%	0,171	0,013	0,036	0,068	0,075	0,134	0,250	0,551	0,602	0,307	0,295	0,315	6,666
Percentil 5%	0,199	0,069	0,068	0,079	0,085	0,173	0,315	0,701	0,744	0,456	0,356	0,392	6,792
Percentil 10%	0,219	0,130	0,089	0,111	0,111	0,180	0,362	0,759	0,859	0,713	0,628	0,487	7,015
Percentil 25%	0,242	0,180	0,146	0,136	0,161	0,239	0,598	0,904	1,044	0,922	0,901	0,535	7,960
Percentil 50%	0,359	0,225	0,210	0,205	0,265	0,526	1,069	1,604	1,423	1,413	1,120	0,707	10,820
Desviación típica	0,242	0,514	0,583	0,744	0,702	1,750	2,253	2,141	1,042	0,687	0,466	0,531	6,741
Coef. variación	0,541	1,254	1,346	1,460	1,158	1,602	1,229	0,936	0,581	0,487	0,402	0,630	0,526



1415. Río Berganías alto

1940/2005

(hm³)

Serie completa

	Oct	Nov	Dic	Ene	Feb	Mar	Abr	May	Jun	Jul	Ago	Sep	Total
Máximo	90,205	45,961	40,405	42,275	21,010	37,189	38,765	37,616	21,472	11,666	9,129	18,485	206,148
Mínimo	1,128	0,790	0,676	0,849	0,472	0,518	0,535	0,665	0,406	0,391	0,397	0,000	11,369
Media	10,124	7,052	6,603	6,077	3,775	4,728	5,649	6,965	4,279	2,659	2,678	3,749	64,338

Percentil 1%	1,301	0,916	0,813	0,897	0,494	0,605	0,643	0,843	0,584	0,428	0,537	0,569	11,893
Percentil 5%	1,807	1,372	1,241	1,297	0,765	0,824	0,831	1,030	0,841	0,568	0,662	0,909	18,707
Percentil 10%	1,833	1,719	1,405	1,566	1,157	1,107	1,054	1,582	1,046	0,623	0,776	0,985	21,260
Percentil 25%	2,834	2,144	2,287	2,599	1,677	1,618	1,879	2,236	1,505	1,117	1,210	1,772	36,244
Percentil 50%	3,937	4,161	3,833	4,046	2,818	2,918	2,921	3,945	3,813	1,850	2,189	2,749	51,414
Desviación típica	16,179	8,685	7,799	6,373	3,291	5,681	6,735	7,090	3,768	2,453	2,025	3,450	40,507
Coef. variación	1,598	1,232	1,181	1,049	0,872	1,202	1,192	1,018	0,880	0,923	0,756	0,920	0,630

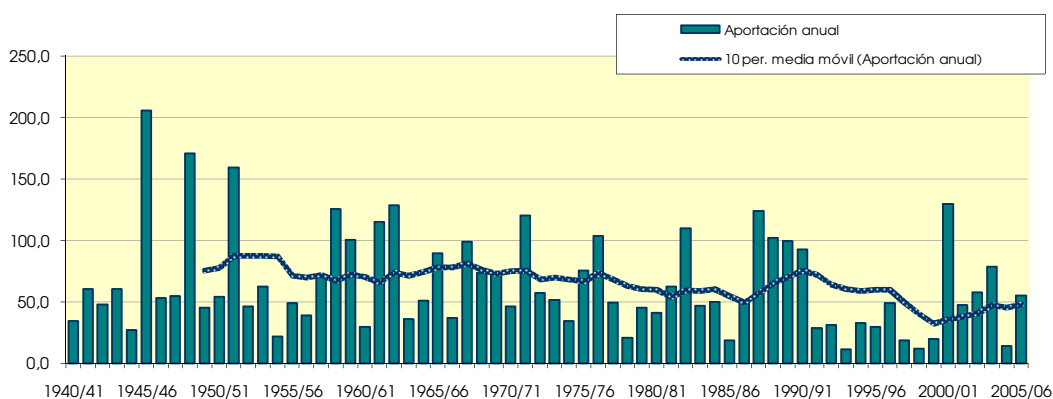
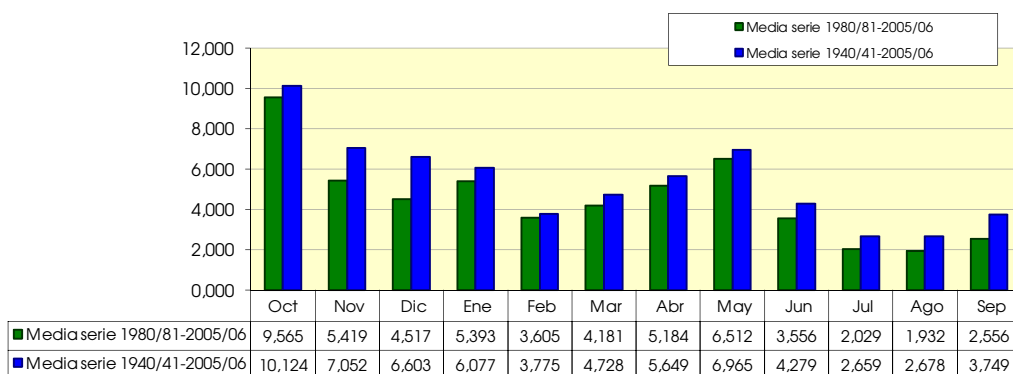
1980/2005

(hm³)

Serie para asignación y reserva

	Oct	Nov	Dic	Ene	Feb	Mar	Abr	May	Jun	Jul	Ago	Sep	Total
Máximo	90,205	17,606	28,921	19,504	10,550	21,414	20,043	24,665	21,472	11,666	8,572	8,762	129,583
Mínimo	1,128	0,790	0,676	0,849	0,472	0,518	0,535	0,665	0,406	0,391	0,397	0,876	11,369
Media	9,565	5,419	4,517	5,393	3,605	4,181	5,184	6,512	3,556	2,029	1,932	2,556	54,449

Percentil 1%	1,194	0,838	0,755	0,867	0,480	0,552	0,576	0,734	0,475	0,406	0,452	0,877	11,570
Percentil 5%	1,400	1,147	1,058	1,008	0,546	0,669	0,719	0,956	0,695	0,450	0,629	0,900	12,674
Percentil 10%	1,617	1,669	1,260	1,331	0,706	0,762	0,841	1,039	0,789	0,505	0,666	0,959	16,428
Percentil 25%	2,105	1,919	1,575	1,586	1,204	1,156	1,393	2,116	1,159	0,674	0,841	1,464	28,748
Percentil 50%	2,969	2,202	3,224	2,955	2,725	2,593	2,541	2,946	2,288	1,430	1,287	2,160	48,101
Desviación típica	19,061	5,109	5,533	5,064	2,817	4,726	5,487	7,238	4,216	2,328	1,791	1,845	35,600
Coef. variación	1,993	0,943	1,225	0,939	0,781	1,130	1,058	1,111	1,186	1,147	0,927	0,722	0,654



1422. Río Guadalopillo

1940/2005

(hm³)

Serie completa

	Oct	Nov	Dic	Ene	Feb	Mar	Abr	May	Jun	Jul	Ago	Sep	Total
Máximo	1,216	1,456	2,353	2,368	1,530	1,635	2,032	2,947	2,306	1,194	0,928	0,909	13,043
Mínimo	0,112	0,119	0,145	0,209	0,148	0,194	0,153	0,129	0,096	0,071	0,062	0,079	2,019
Media	0,403	0,397	0,464	0,552	0,471	0,522	0,562	0,662	0,512	0,321	0,237	0,260	5,364

Percentil 1%	0,115	0,145	0,167	0,218	0,165	0,215	0,170	0,171	0,120	0,084	0,065	0,080	2,119
Percentil 5%	0,121	0,178	0,194	0,246	0,196	0,251	0,260	0,207	0,150	0,106	0,075	0,084	2,310
Percentil 10%	0,165	0,191	0,231	0,270	0,232	0,268	0,272	0,242	0,185	0,117	0,079	0,092	2,621
Percentil 25%	0,225	0,259	0,298	0,322	0,313	0,329	0,312	0,270	0,244	0,146	0,105	0,120	3,459
Percentil 50%	0,310	0,329	0,361	0,425	0,394	0,415	0,424	0,419	0,364	0,233	0,187	0,213	4,805
Desviación típica	0,279	0,235	0,335	0,393	0,263	0,283	0,417	0,590	0,402	0,240	0,178	0,183	2,630
Coef. variación	0,694	0,592	0,723	0,712	0,558	0,542	0,742	0,891	0,786	0,745	0,752	0,702	0,490

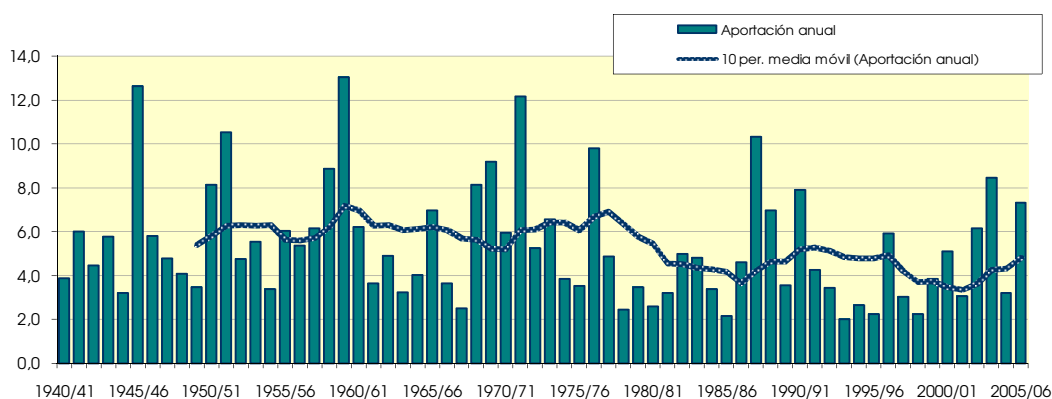
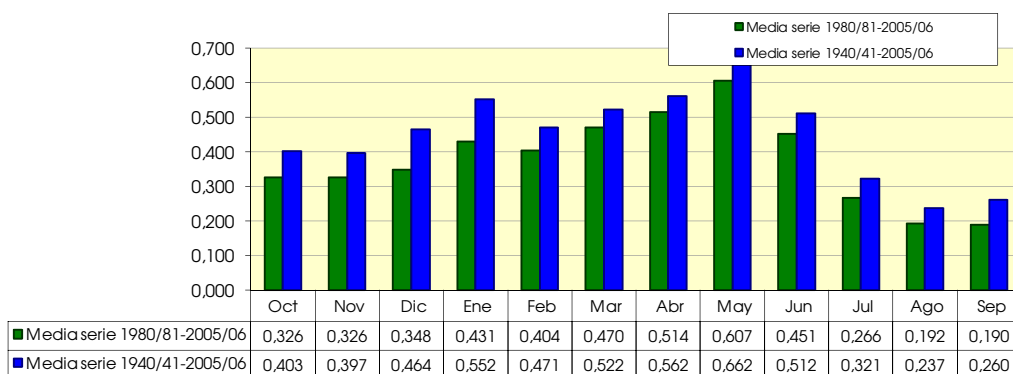
1980/2005

(hm³)

Serie para asignación y reserva

	Oct	Nov	Dic	Ene	Feb	Mar	Abr	May	Jun	Jul	Ago	Sep	Total
Máximo	1,202	0,924	0,687	1,029	1,042	1,316	1,685	2,455	2,306	1,150	0,665	0,498	10,321
Mínimo	0,116	0,119	0,145	0,209	0,148	0,194	0,153	0,129	0,096	0,071	0,062	0,083	2,019
Media	0,326	0,326	0,348	0,431	0,404	0,470	0,514	0,607	0,451	0,266	0,192	0,190	4,524

Percentil 1%	0,120	0,129	0,154	0,212	0,155	0,202	0,160	0,145	0,105	0,077	0,063	0,085	2,058
Percentil 5%	0,135	0,164	0,180	0,224	0,178	0,227	0,195	0,196	0,137	0,100	0,069	0,095	2,189
Percentil 10%	0,151	0,176	0,187	0,237	0,193	0,239	0,250	0,208	0,151	0,107	0,080	0,102	2,249
Percentil 25%	0,181	0,188	0,247	0,275	0,296	0,303	0,306	0,247	0,196	0,140	0,101	0,114	3,050
Percentil 50%	0,274	0,280	0,337	0,374	0,352	0,401	0,348	0,378	0,277	0,171	0,140	0,142	3,705
Desviación típica	0,254	0,185	0,147	0,209	0,205	0,254	0,396	0,581	0,454	0,229	0,141	0,108	2,200
Coef. variación	0,778	0,568	0,421	0,486	0,506	0,541	0,770	0,957	1,006	0,859	0,734	0,567	0,486



1424. Río Alchozasa

1940/2005
(hm³)

Serie completa

	Oct	Nov	Dic	Ene	Feb	Mar	Abr	May	Jun	Jul	Ago	Sep	Total
Máximo	4,969	4,686	6,931	4,165	3,429	3,646	7,216	9,120	7,517	4,024	3,333	3,074	40,308
Mínimo	0,499	0,471	0,531	0,630	0,530	0,584	0,496	0,472	0,426	0,393	0,385	0,491	6,783
Media	1,478	1,345	1,404	1,472	1,350	1,379	1,609	1,820	1,601	1,258	1,125	1,119	16,959

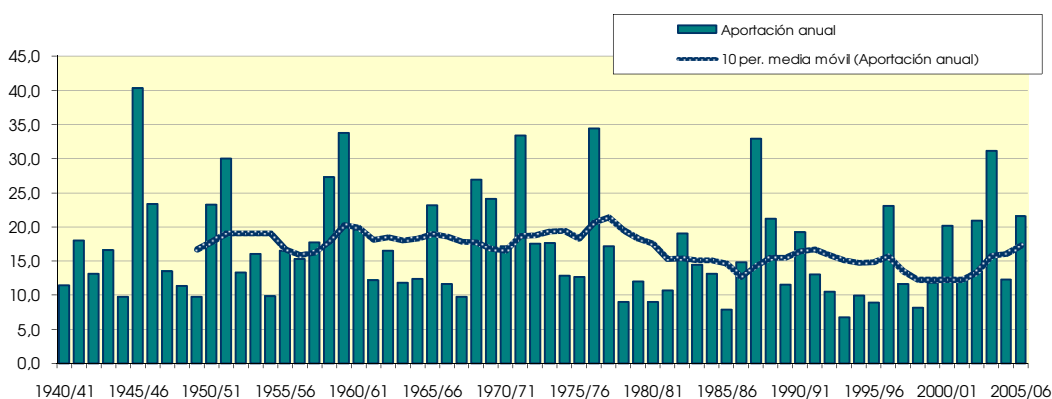
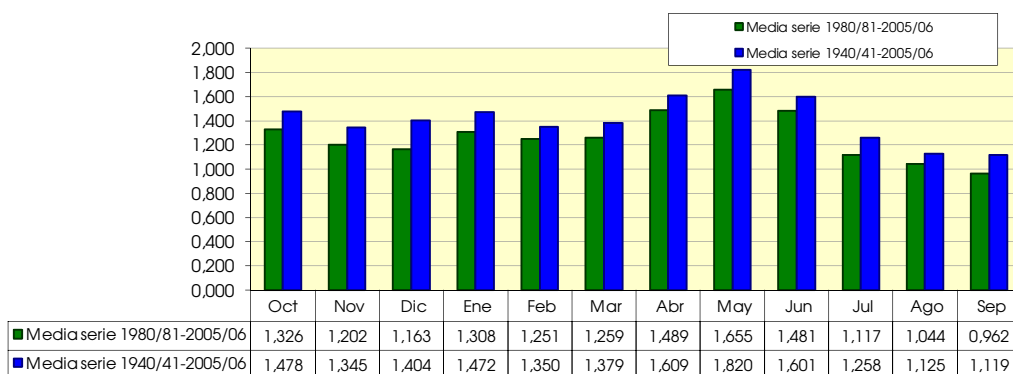
Percentil 1%	0,509	0,551	0,588	0,638	0,546	0,587	0,609	0,602	0,542	0,485	0,447	0,511	7,518
Percentil 5%	0,596	0,671	0,685	0,685	0,618	0,655	0,690	0,720	0,665	0,591	0,543	0,577	8,965
Percentil 10%	0,692	0,715	0,721	0,763	0,728	0,738	0,743	0,754	0,727	0,698	0,615	0,600	9,787
Percentil 25%	0,813	0,876	0,935	0,913	0,935	0,922	0,893	0,948	0,884	0,767	0,737	0,729	11,664
Percentil 50%	1,107	1,073	1,189	1,204	1,145	1,099	1,156	1,163	1,195	1,039	0,933	0,959	14,667
Desviación típica	1,035	0,744	0,907	0,842	0,653	0,651	1,337	1,611	1,247	0,713	0,598	0,572	7,595
Coef. variación	0,700	0,553	0,646	0,572	0,484	0,472	0,831	0,885	0,779	0,567	0,531	0,511	0,448

1980/2005
(hm³)

Serie para asignación y reserva

	Oct	Nov	Dic	Ene	Feb	Mar	Abr	May	Jun	Jul	Ago	Sep	Total
Máximo	4,774	3,303	2,249	4,165	3,116	2,585	5,550	7,059	7,517	3,368	2,626	2,110	32,890
Mínimo	0,499	0,471	0,531	0,630	0,530	0,584	0,496	0,472	0,426	0,393	0,385	0,522	6,783
Media	1,326	1,202	1,163	1,308	1,251	1,259	1,489	1,655	1,481	1,117	1,044	0,962	15,256

Percentil 1%	0,527	0,502	0,553	0,633	0,536	0,585	0,539	0,522	0,471	0,428	0,409	0,537	7,065
Percentil 5%	0,626	0,605	0,623	0,648	0,564	0,594	0,673	0,683	0,619	0,547	0,494	0,587	7,978
Percentil 10%	0,682	0,658	0,659	0,671	0,601	0,632	0,698	0,726	0,667	0,595	0,548	0,600	8,566
Percentil 25%	0,752	0,742	0,725	0,776	0,905	0,788	0,843	0,886	0,814	0,723	0,690	0,707	10,585
Percentil 50%	1,011	1,064	1,106	1,116	1,100	1,046	1,131	1,097	1,032	0,912	0,831	0,780	12,761
Desviación típica	1,056	0,643	0,481	0,775	0,624	0,586	1,231	1,433	1,389	0,680	0,594	0,411	6,861
Coef. variación	0,796	0,535	0,414	0,593	0,499	0,466	0,827	0,866	0,938	0,608	0,569	0,427	0,450



1428. Río Guadalupe en Alcañiz

1940/2005
(hm³)

Serie completa

	Oct	Nov	Dic	Ene	Feb	Mar	Abr	May	Jun	Jul	Ago	Sep	Total
Máximo	152,180	77,473	71,534	56,496	29,605	54,327	77,579	100,901	52,088	31,905	25,180	28,410	430,201
Mínimo	3,608	2,896	2,900	2,979	2,188	3,132	3,972	5,022	4,814	3,999	3,663	3,807	54,986
Media	19,088	13,291	13,077	12,994	9,739	11,678	15,262	18,687	13,617	10,603	10,188	10,439	158,664

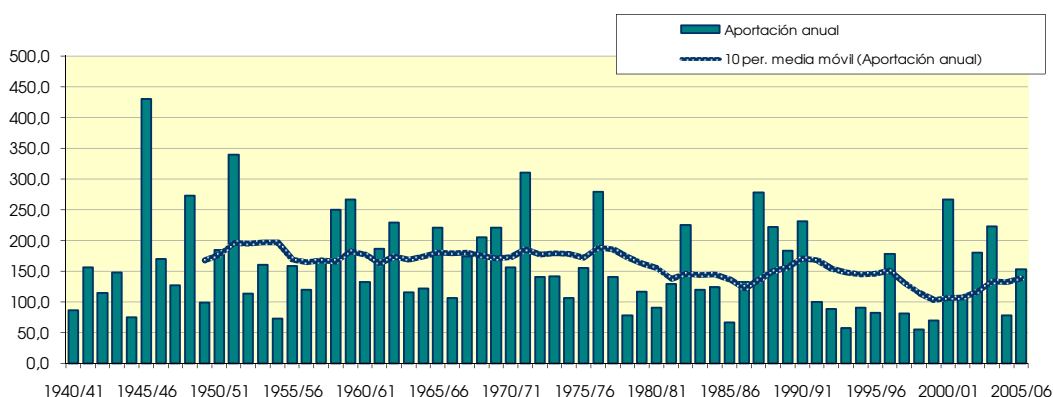
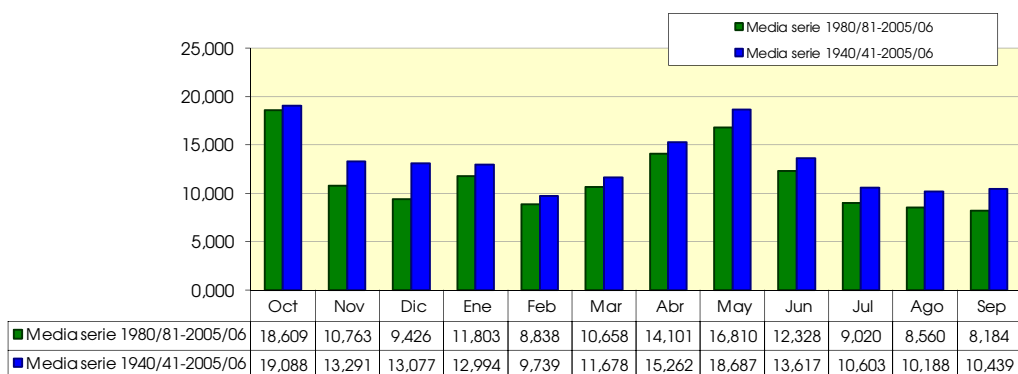
Percentil 1%	3,696	2,939	3,057	2,983	2,459	3,249	4,166	5,094	5,187	4,635	4,406	4,109	56,799
Percentil 5%	4,748	4,082	3,803	3,916	3,026	3,516	4,694	5,748	5,830	5,377	5,263	4,778	70,604
Percentil 10%	5,063	4,832	4,408	5,307	3,994	4,600	5,497	6,962	6,133	6,324	5,732	5,278	78,183
Percentil 25%	7,334	6,145	6,613	6,513	5,590	5,596	7,220	8,695	8,083	7,017	7,536	6,344	106,699
Percentil 50%	9,413	8,663	9,179	9,041	8,065	9,329	10,277	11,872	11,397	9,752	9,446	8,679	141,278
Desviación típica	25,727	12,723	12,078	11,301	6,206	9,344	14,080	16,478	8,604	5,218	4,130	5,626	75,203
Coef. variación	1,348	0,957	0,924	0,870	0,637	0,800	0,923	0,882	0,632	0,492	0,405	0,539	0,474

1980/2005
(hm³)

Serie para asignación y reserva

	Oct	Nov	Dic	Ene	Feb	Mar	Abr	May	Jun	Jul	Ago	Sep	Total
Máximo	152,180	32,709	38,619	56,496	19,466	54,327	51,256	56,698	52,088	28,648	18,981	15,434	278,515
Mínimo	3,608	2,896	2,900	2,979	2,188	3,132	3,972	5,022	4,814	4,978	3,663	4,272	54,986
Media	18,609	10,763	9,426	11,803	8,838	10,658	14,101	16,810	12,328	9,020	8,560	8,184	139,100

Percentil 1%	3,642	2,913	2,960	2,980	2,292	3,177	4,047	5,050	4,958	5,063	3,949	4,278	55,683
Percentil 5%	3,993	3,282	3,307	3,187	2,650	3,316	4,347	5,147	5,435	5,377	4,929	4,414	59,975
Percentil 10%	4,755	4,485	3,804	3,837	2,808	3,396	4,755	5,866	5,691	5,548	5,326	4,950	68,113
Percentil 25%	5,498	5,130	4,513	5,512	3,952	4,720	6,032	8,503	6,564	6,553	6,126	5,604	83,804
Percentil 50%	7,356	7,337	7,357	7,952	8,156	7,940	9,147	10,611	9,765	7,247	8,179	7,680	122,248
Desviación típica	32,205	8,204	7,335	11,473	5,160	10,468	12,555	14,566	9,459	4,744	3,278	3,364	67,977
Coef. variación	1,731	0,762	0,778	0,972	0,584	0,982	0,890	0,867	0,767	0,526	0,383	0,411	0,489



1431. Río Regallo

1940/2005
(hm³)

Serie completa

	Oct	Nov	Dic	Ene	Feb	Mar	Abr	May	Jun	Jul	Ago	Sep	Total
Máximo	17,890	9,210	6,506	7,406	3,187	3,408	13,092	14,315	6,247	1,350	1,155	4,008	40,465
Mínimo	0,097	0,098	0,114	0,108	0,097	0,101	0,109	0,132	0,101	0,117	0,112	0,114	1,816
Media	1,138	0,624	0,531	0,607	0,350	0,464	0,953	1,120	0,657	0,314	0,291	0,503	7,553

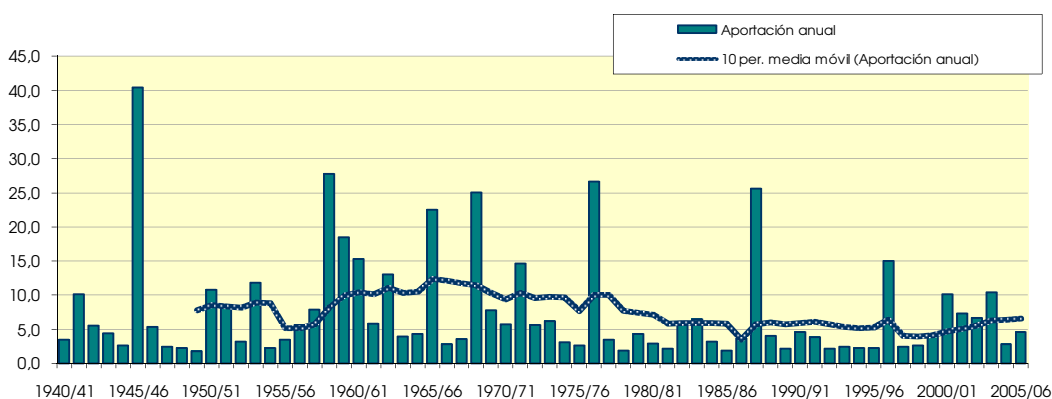
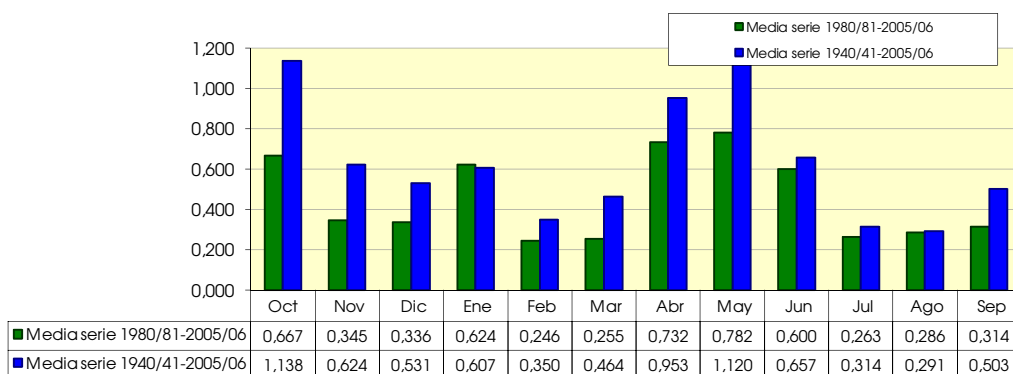
Percentil 1%	0,115	0,108	0,116	0,108	0,099	0,102	0,113	0,132	0,114	0,119	0,116	0,120	1,864
Percentil 5%	0,129	0,117	0,130	0,119	0,108	0,114	0,122	0,143	0,131	0,124	0,124	0,140	2,129
Percentil 10%	0,137	0,133	0,137	0,132	0,128	0,127	0,136	0,176	0,159	0,139	0,140	0,143	2,220
Percentil 25%	0,172	0,162	0,180	0,169	0,157	0,155	0,159	0,203	0,187	0,164	0,175	0,165	2,813
Percentil 50%	0,258	0,252	0,262	0,224	0,237	0,224	0,210	0,311	0,263	0,216	0,210	0,258	4,379
Desviación típica	2,688	1,469	0,909	1,283	0,442	0,708	2,419	2,325	1,122	0,254	0,206	0,727	7,710
Coef. variación	2,363	2,355	1,712	2,114	1,262	1,528	2,538	2,075	1,708	0,810	0,708	1,444	1,021

1980/2005
(hm³)

Serie para asignación y reserva

	Oct	Nov	Dic	Ene	Feb	Mar	Abr	May	Jun	Jul	Ago	Sep	Total
Máximo	7,038	2,069	2,912	7,224	0,740	1,075	9,450	4,483	6,247	0,955	1,155	1,000	25,578
Mínimo	0,097	0,098	0,114	0,108	0,097	0,101	0,109	0,132	0,101	0,117	0,112	0,114	1,889
Media	0,667	0,345	0,336	0,624	0,246	0,255	0,732	0,782	0,600	0,263	0,286	0,314	5,451

Percentil 1%	0,104	0,102	0,115	0,108	0,098	0,101	0,111	0,133	0,106	0,118	0,113	0,120	1,949
Percentil 5%	0,129	0,117	0,117	0,109	0,101	0,102	0,117	0,138	0,123	0,121	0,119	0,140	2,129
Percentil 10%	0,134	0,124	0,125	0,117	0,107	0,108	0,119	0,154	0,130	0,124	0,125	0,143	2,140
Percentil 25%	0,143	0,149	0,145	0,136	0,132	0,129	0,142	0,196	0,168	0,147	0,171	0,159	2,414
Percentil 50%	0,226	0,238	0,214	0,187	0,190	0,179	0,184	0,281	0,227	0,203	0,197	0,188	3,754
Desviación típica	1,449	0,417	0,536	1,488	0,168	0,216	1,914	1,054	1,229	0,207	0,246	0,240	5,181
Coef. variación	2,171	1,209	1,594	2,384	0,681	0,850	2,615	1,348	2,047	0,787	0,859	0,764	0,950



1434. Río Guadalupe bajo

1940/2005
(hm³)

Serie completa

	Oct	Nov	Dic	Ene	Feb	Mar	Abr	May	Jun	Jul	Ago	Sep	Total
Máximo	159,123	78,726	74,607	62,202	29,605	54,838	78,089	102,084	52,271	31,905	25,180	28,996	431,939
Mínimo	3,608	2,896	2,927	2,979	2,188	3,132	3,976	5,024	4,814	3,999	3,663	3,809	55,307
Media	19,719	13,374	13,202	13,162	9,746	11,721	15,415	18,907	13,666	10,606	10,199	10,521	160,238

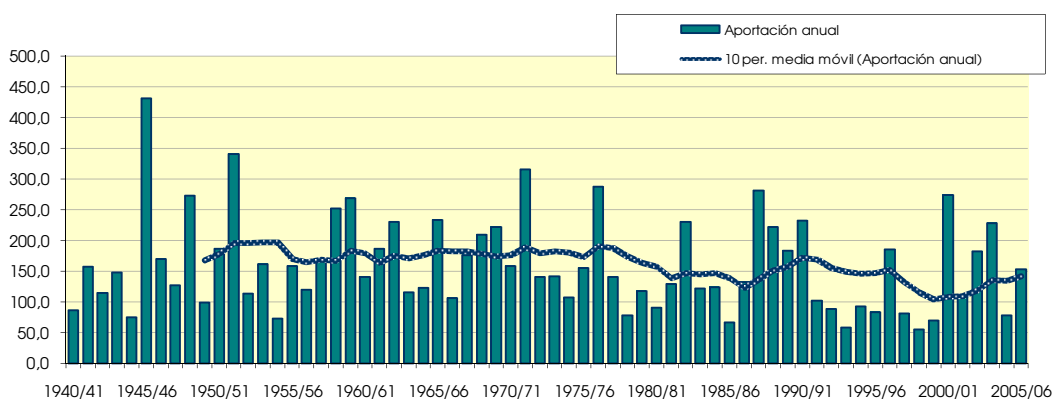
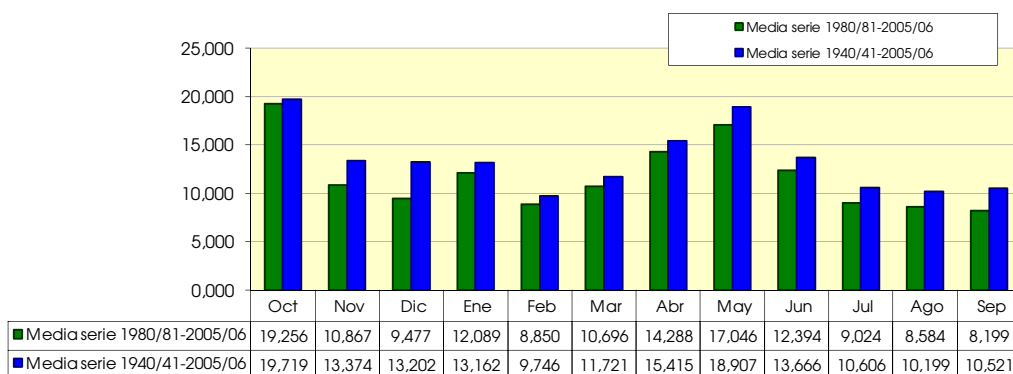
Percentil 1%	3,699	2,940	3,067	2,983	2,461	3,259	4,169	5,098	5,187	4,635	4,406	4,123	56,985
Percentil 5%	4,749	4,084	3,803	3,919	3,027	3,574	4,695	5,750	5,830	5,377	5,263	4,779	70,840
Percentil 10%	5,076	4,834	4,418	5,310	3,995	4,601	5,497	6,975	6,133	6,324	5,732	5,279	78,226
Percentil 25%	7,334	6,146	6,613	6,520	5,590	5,601	7,220	8,696	8,083	7,017	7,537	6,345	106,763
Percentil 50%	9,420	8,706	9,230	9,054	8,065	9,330	10,279	11,878	11,398	9,752	9,474	8,682	141,685
Desviación típica	27,153	12,869	12,346	11,788	6,210	9,397	14,437	16,864	8,652	5,219	4,129	5,789	76,289
Coef. variación	1,377	0,962	0,935	0,896	0,637	0,802	0,937	0,892	0,633	0,492	0,405	0,550	0,476

1980/2005
(hm³)

Serie para asignación y reserva

	Oct	Nov	Dic	Ene	Feb	Mar	Abr	May	Jun	Jul	Ago	Sep	Total
Máximo	159,123	33,499	38,620	62,202	19,466	54,838	51,256	58,159	52,271	28,648	18,981	15,444	281,872
Mínimo	3,608	2,896	2,927	2,979	2,188	3,132	3,976	5,024	4,814	4,978	3,663	4,291	55,307
Media	19,256	10,867	9,477	12,089	8,850	10,696	14,288	17,046	12,394	9,024	8,584	8,199	140,772

Percentil 1%	3,643	2,913	2,981	2,980	2,293	3,181	4,050	5,052	4,958	5,063	3,949	4,292	55,952
Percentil 5%	3,997	3,283	3,307	3,188	2,652	3,363	4,352	5,155	5,436	5,377	4,930	4,415	60,083
Percentil 10%	4,756	4,486	3,804	3,840	2,808	3,507	4,764	5,876	5,692	5,551	5,326	4,952	68,311
Percentil 25%	5,498	5,140	4,513	5,514	3,952	4,720	6,035	8,518	6,564	6,553	6,128	5,624	84,345
Percentil 50%	7,356	7,338	7,375	7,952	8,206	7,947	9,154	10,902	9,767	7,247	8,184	7,690	123,461
Desviación típica	33,872	8,364	7,389	12,431	5,168	10,554	12,947	14,900	9,517	4,747	3,287	3,370	69,355
Coef. variación	1,759	0,770	0,780	1,028	0,584	0,987	0,906	0,874	0,768	0,526	0,383	0,411	0,493



1439. Río Bergantes bajo

1940/2005
(hm³)

Serie completa

	Oct	Nov	Dic	Ene	Feb	Mar	Abr	May	Jun	Jul	Ago	Sep	Total
Máximo	127,410	54,307	46,937	51,072	23,889	39,672	47,379	53,595	26,189	14,517	10,977	22,021	258,387
Mínimo	1,691	1,282	1,194	1,343	0,853	0,896	0,901	1,039	0,734	0,710	0,718	1,417	17,272
Media	13,259	8,829	8,574	7,949	5,006	6,017	7,231	9,004	5,675	3,739	3,722	4,979	83,985

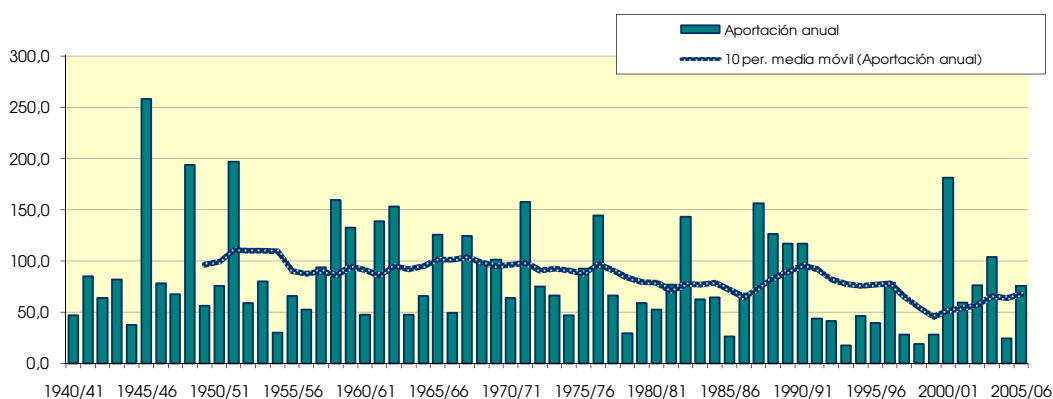
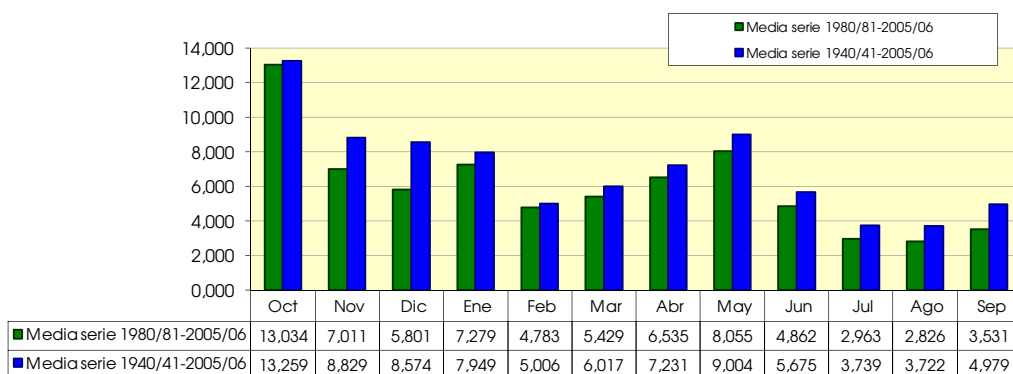
Percentil 1%	1,812	1,362	1,371	1,378	0,883	1,014	1,161	1,342	1,025	0,840	0,952	1,419	18,379
Percentil 5%	2,426	1,986	1,878	2,038	1,282	1,459	1,315	1,645	1,480	1,099	1,186	1,481	27,017
Percentil 10%	2,575	2,502	2,141	2,215	1,685	1,620	1,637	2,277	1,702	1,181	1,371	1,750	29,748
Percentil 25%	3,846	2,999	3,240	3,529	2,487	2,385	2,664	3,129	2,648	2,093	1,916	2,548	47,973
Percentil 50%	5,112	5,557	5,586	5,056	4,036	3,948	3,847	4,960	4,960	3,006	3,228	3,795	68,147
Desviación típica	21,473	10,150	9,544	8,081	3,841	6,370	8,310	9,189	4,568	2,967	2,438	4,109	49,425
Coef. variación	1,619	1,150	1,113	1,017	0,767	1,059	1,149	1,021	0,805	0,794	0,655	0,825	0,589

1980/2005
(hm³)

Serie para asignación y reserva

	Oct	Nov	Dic	Ene	Feb	Mar	Abr	May	Jun	Jul	Ago	Sep	Total
Máximo	127,410	23,605	32,667	33,464	13,436	27,774	22,823	29,502	26,189	14,517	10,977	10,711	181,493
Mínimo	1,691	1,282	1,194	1,343	0,853	0,896	0,901	1,039	0,734	0,710	0,718	1,417	17,272
Media	13,034	7,011	5,801	7,279	4,783	5,429	6,535	8,055	4,862	2,963	2,826	3,531	72,108

Percentil 1%	1,738	1,313	1,272	1,356	0,865	0,942	1,001	1,168	0,846	0,760	0,808	1,418	17,698
Percentil 5%	1,975	1,621	1,597	1,551	0,950	1,096	1,304	1,578	1,205	0,931	1,094	1,436	20,275
Percentil 10%	2,395	2,438	1,889	2,061	1,165	1,300	1,340	1,648	1,362	1,044	1,179	1,503	25,377
Percentil 25%	2,828	2,777	2,333	2,282	1,743	1,656	2,038	3,072	1,795	1,248	1,539	2,222	39,607
Percentil 50%	3,915	3,036	4,270	4,076	3,779	3,596	3,641	3,755	3,470	2,288	2,229	3,203	63,523
Desviación típica	26,690	6,296	6,226	7,365	3,440	5,899	6,503	8,438	5,114	2,783	2,167	2,207	44,921
Coef. variación	2,048	0,898	1,073	1,012	0,719	1,087	0,995	1,048	1,052	0,939	0,767	0,625	0,623



1440. Río Mezuin bajo

1940/2005
(hm³)

Serie completa

	Oct	Nov	Dic	Ene	Feb	Mar	Abr	May	Jun	Jul	Ago	Sep	Total
Máximo	8,489	1,286	4,776	4,861	0,686	1,336	1,748	4,045	2,503	0,281	0,145	0,986	11,886
Mínimo	0,020	0,019	0,023	0,022	0,019	0,019	0,023	0,022	0,017	0,018	0,017	0,023	0,371
Media	0,586	0,106	0,183	0,259	0,082	0,091	0,129	0,202	0,142	0,055	0,053	0,086	1,973

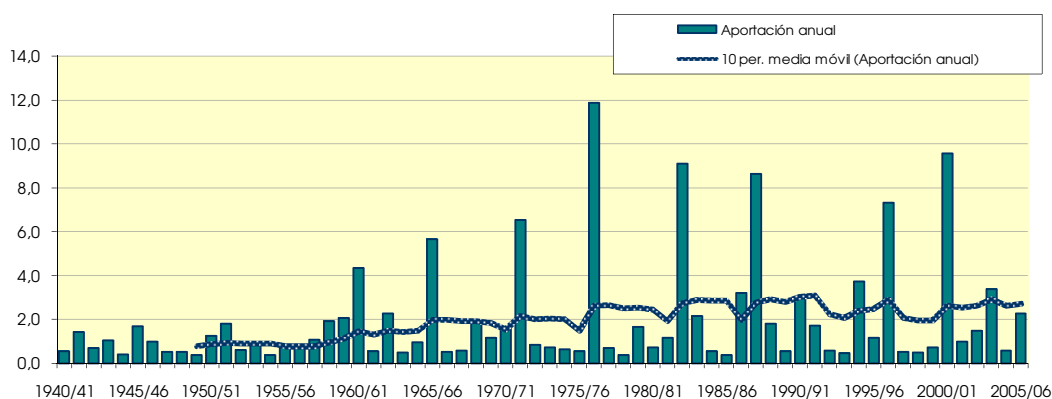
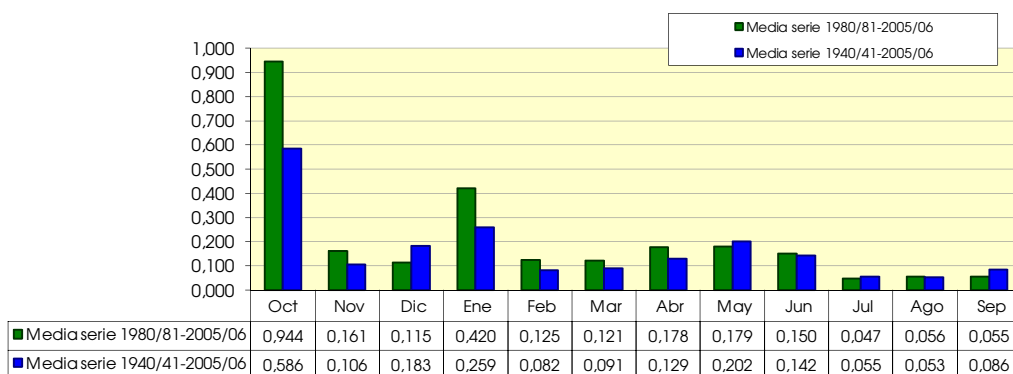
Percentil 1%	0,020	0,021	0,024	0,022	0,020	0,019	0,024	0,025	0,022	0,021	0,022	0,023	0,374
Percentil 5%	0,026	0,025	0,027	0,025	0,022	0,027	0,026	0,029	0,027	0,026	0,026	0,026	0,395
Percentil 10%	0,029	0,029	0,029	0,028	0,027	0,028	0,030	0,031	0,031	0,029	0,028	0,027	0,497
Percentil 25%	0,034	0,036	0,043	0,037	0,034	0,034	0,033	0,040	0,036	0,034	0,033	0,033	0,571
Percentil 50%	0,053	0,052	0,056	0,047	0,044	0,048	0,043	0,062	0,050	0,044	0,043	0,043	0,991
Desviación típica	1,609	0,219	0,607	0,793	0,128	0,177	0,292	0,525	0,349	0,039	0,028	0,146	2,470
Coef. variación	2,744	2,073	3,317	3,058	1,570	1,949	2,265	2,599	2,449	0,703	0,537	1,700	1,252

1980/2005
(hm³)

Serie para asignación y reserva

	Oct	Nov	Dic	Ene	Feb	Mar	Abr	May	Jun	Jul	Ago	Sep	Total
Máximo	8,489	1,286	1,347	4,861	0,686	1,336	1,748	1,090	1,238	0,132	0,145	0,200	9,566
Mínimo	0,020	0,019	0,023	0,022	0,019	0,019	0,023	0,022	0,017	0,018	0,017	0,024	0,376
Media	0,944	0,161	0,115	0,420	0,125	0,121	0,178	0,179	0,150	0,047	0,056	0,055	2,552

Percentil 1%	0,021	0,020	0,024	0,022	0,020	0,019	0,025	0,023	0,019	0,019	0,019	0,025	0,400
Percentil 5%	0,026	0,023	0,025	0,022	0,020	0,020	0,029	0,029	0,026	0,024	0,025	0,027	0,477
Percentil 10%	0,029	0,027	0,027	0,024	0,021	0,024	0,030	0,034	0,028	0,026	0,027	0,029	0,513
Percentil 25%	0,031	0,036	0,035	0,035	0,032	0,031	0,033	0,041	0,035	0,032	0,032	0,033	0,583
Percentil 50%	0,055	0,051	0,053	0,047	0,043	0,039	0,041	0,080	0,046	0,040	0,041	0,039	1,325
Desviación típica	2,281	0,329	0,258	1,053	0,196	0,273	0,412	0,254	0,285	0,026	0,035	0,039	2,853
Coef. variación	2,416	2,049	2,254	2,510	1,560	2,254	2,315	1,418	1,900	0,551	0,626	0,705	1,118



1502. Embalse de Borja

1940/2005
(hm³)

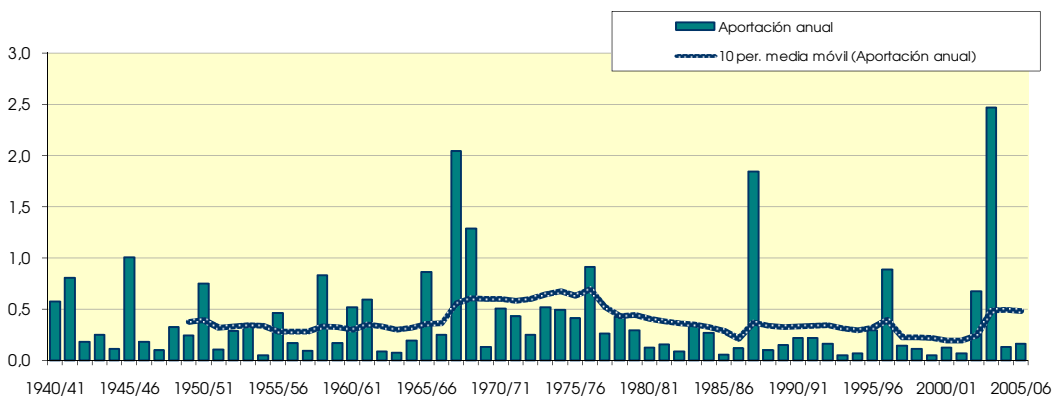
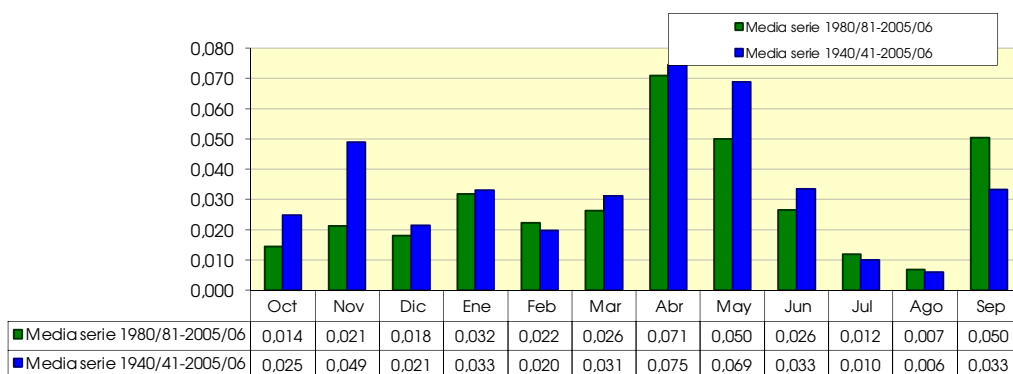
Serie completa

	Oct	Nov	Dic	Ene	Feb	Mar	Abr	May	Jun	Jul	Ago	Sep	Total
Máximo	0,445	1,520	0,251	0,334	0,211	0,486	0,878	0,630	0,449	0,091	0,038	0,926	2,474
Mínimo	0,001	0,001	0,001	0,001	0,001	0,002	0,001	0,002	0,002	0,002	0,002	0,002	0,052
Media	0,025	0,049	0,021	0,033	0,020	0,031	0,075	0,069	0,033	0,010	0,006	0,033	0,405
Percentil 1%	0,001	0,001	0,002	0,002	0,001	0,002	0,002	0,002	0,002	0,002	0,002	0,002	0,052
Percentil 5%	0,002	0,002	0,002	0,002	0,002	0,002	0,003	0,003	0,002	0,002	0,002	0,002	0,057
Percentil 10%	0,002	0,002	0,002	0,002	0,002	0,002	0,003	0,004	0,003	0,002	0,002	0,002	0,079
Percentil 25%	0,002	0,003	0,003	0,003	0,003	0,003	0,004	0,005	0,004	0,003	0,002	0,002	0,126
Percentil 50%	0,004	0,007	0,008	0,009	0,007	0,006	0,008	0,015	0,006	0,004	0,004	0,004	0,248
Desviación típica	0,070	0,194	0,040	0,064	0,032	0,082	0,176	0,116	0,076	0,014	0,006	0,124	0,469
Coef. variación	2,808	3,963	1,849	1,946	1,648	2,651	2,356	1,684	2,292	1,394	1,090	3,727	1,160

1980/2005
(hm³)

Serie para asignación y reserva

	Oct	Nov	Dic	Ene	Feb	Mar	Abr	May	Jun	Jul	Ago	Sep	Total
Máximo	0,101	0,197	0,160	0,334	0,211	0,486	0,770	0,291	0,449	0,091	0,038	0,926	2,474
Mínimo	0,001	0,001	0,001	0,001	0,001	0,002	0,001	0,002	0,002	0,002	0,002	0,002	0,052
Media	0,014	0,021	0,018	0,032	0,022	0,026	0,071	0,050	0,026	0,012	0,007	0,050	0,350
Percentil 1%	0,001	0,001	0,001	0,002	0,001	0,002	0,002	0,002	0,002	0,002	0,002	0,002	0,052
Percentil 5%	0,002	0,002	0,002	0,002	0,002	0,002	0,002	0,003	0,002	0,002	0,002	0,002	0,053
Percentil 10%	0,002	0,002	0,002	0,002	0,002	0,002	0,002	0,003	0,003	0,002	0,002	0,002	0,061
Percentil 25%	0,002	0,003	0,003	0,003	0,003	0,002	0,004	0,006	0,003	0,003	0,002	0,002	0,103
Percentil 50%	0,004	0,006	0,005	0,005	0,005	0,005	0,006	0,010	0,005	0,004	0,003	0,004	0,148
Desviación típica	0,022	0,043	0,033	0,074	0,044	0,094	0,178	0,085	0,087	0,019	0,008	0,182	0,572
Coef. variación	1,525	2,023	1,814	2,321	1,972	3,577	2,507	1,693	3,285	1,633	1,225	3,598	1,633



1503. Barranco Horcajuelo

1940/2005
(hm³)

Serie completa

	Oct	Nov	Dic	Ene	Feb	Mar	Abr	May	Jun	Jul	Ago	Sep	Total
Máximo	0,356	0,573	0,913	0,793	0,753	0,404	0,864	0,781	0,693	0,169	0,099	0,377	3,483
Mínimo	0,008	0,007	0,008	0,010	0,007	0,008	0,009	0,011	0,012	0,011	0,010	0,009	0,265
Media	0,057	0,071	0,107	0,126	0,092	0,080	0,121	0,114	0,063	0,032	0,024	0,041	0,928

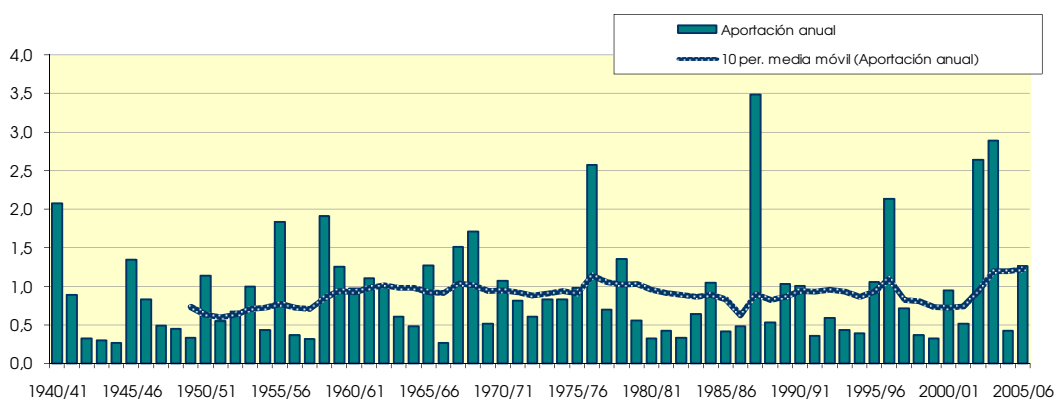
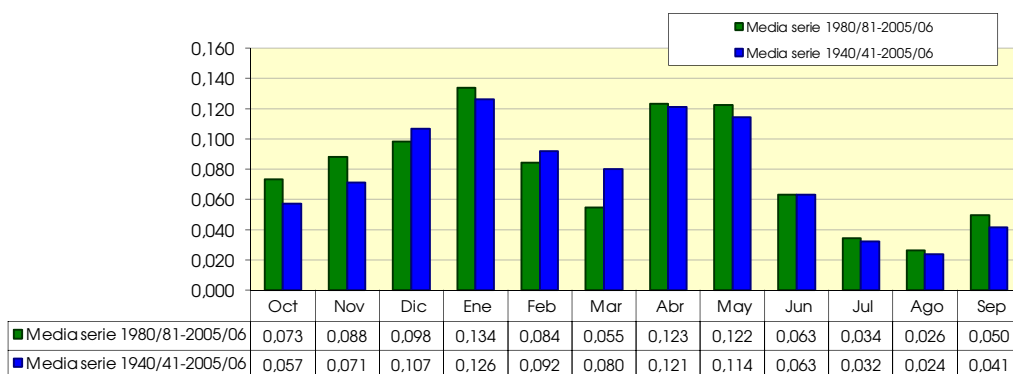
Percentil 1%	0,008	0,007	0,009	0,010	0,008	0,009	0,010	0,013	0,012	0,011	0,010	0,009	0,265
Percentil 5%	0,009	0,009	0,012	0,011	0,011	0,010	0,014	0,015	0,014	0,012	0,010	0,010	0,316
Percentil 10%	0,009	0,013	0,014	0,015	0,014	0,013	0,015	0,017	0,016	0,013	0,011	0,010	0,328
Percentil 25%	0,014	0,019	0,024	0,024	0,023	0,020	0,025	0,026	0,019	0,016	0,013	0,013	0,432
Percentil 50%	0,022	0,032	0,042	0,062	0,045	0,038	0,056	0,048	0,027	0,022	0,017	0,017	0,703
Desviación típica	0,072	0,118	0,155	0,180	0,118	0,093	0,163	0,155	0,100	0,029	0,017	0,065	0,685
Coef. variación	1,267	1,662	1,458	1,425	1,287	1,160	1,347	1,353	1,582	0,914	0,727	1,576	0,739

1980/2005
(hm³)

Serie para asignación y reserva

	Oct	Nov	Dic	Ene	Feb	Mar	Abr	May	Jun	Jul	Ago	Sep	Total
Máximo	0,356	0,525	0,560	0,793	0,753	0,359	0,864	0,702	0,693	0,169	0,099	0,377	3,483
Mínimo	0,008	0,007	0,008	0,010	0,007	0,008	0,009	0,011	0,012	0,011	0,010	0,009	0,321
Media	0,073	0,088	0,098	0,134	0,084	0,055	0,123	0,122	0,063	0,034	0,026	0,050	0,951

Percentil 1%	0,008	0,007	0,008	0,010	0,008	0,008	0,009	0,012	0,012	0,011	0,010	0,009	0,322
Percentil 5%	0,009	0,011	0,010	0,010	0,008	0,009	0,011	0,016	0,013	0,012	0,010	0,010	0,327
Percentil 10%	0,009	0,015	0,013	0,012	0,010	0,009	0,013	0,017	0,015	0,012	0,011	0,011	0,343
Percentil 25%	0,014	0,023	0,021	0,016	0,017	0,013	0,021	0,026	0,018	0,014	0,012	0,012	0,414
Percentil 50%	0,038	0,034	0,039	0,033	0,041	0,029	0,053	0,056	0,025	0,020	0,016	0,018	0,560
Desviación típica	0,086	0,136	0,129	0,221	0,148	0,074	0,196	0,162	0,132	0,041	0,024	0,079	0,865
Coef. variación	1,182	1,543	1,318	1,649	1,761	1,357	1,592	1,326	2,092	1,199	0,915	1,589	0,909



1504. Barranco Morana

1940/2005
(hm³)

Serie completa

	Oct	Nov	Dic	Ene	Feb	Mar	Abr	May	Jun	Jul	Ago	Sep	Total
Máximo	0,426	0,789	1,139	0,835	0,696	0,533	1,017	0,933	0,888	0,263	0,215	0,515	4,184
Mínimo	0,010	0,008	0,011	0,012	0,009	0,011	0,011	0,013	0,014	0,013	0,011	0,011	0,459
Media	0,078	0,108	0,154	0,177	0,139	0,114	0,166	0,167	0,094	0,043	0,034	0,064	1,340

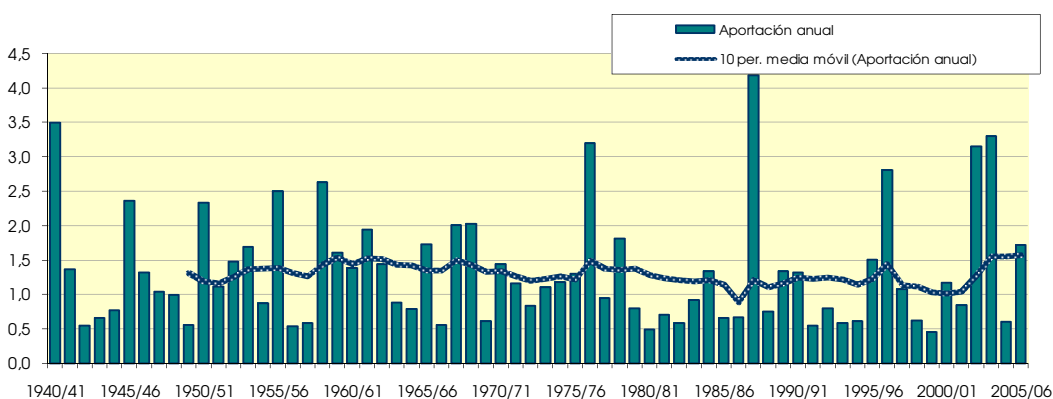
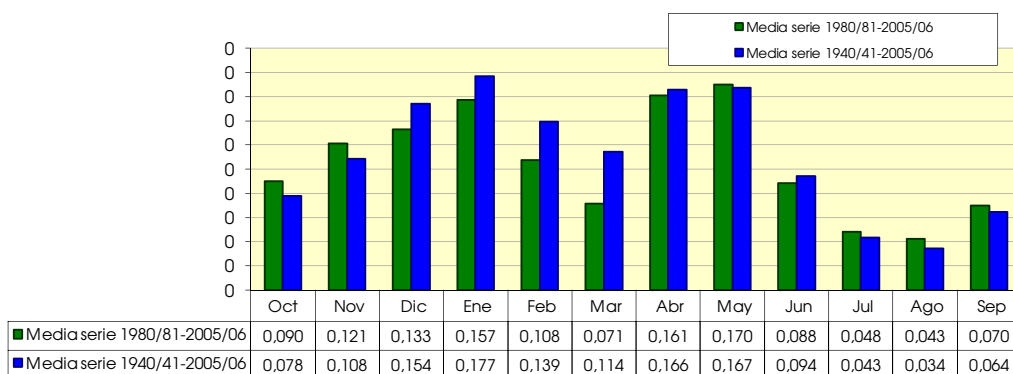
Percentil 1%	0,010	0,008	0,011	0,013	0,009	0,011	0,012	0,016	0,015	0,013	0,011	0,011	0,479
Percentil 5%	0,011	0,010	0,014	0,016	0,014	0,013	0,019	0,021	0,017	0,015	0,012	0,012	0,550
Percentil 10%	0,012	0,018	0,019	0,019	0,023	0,018	0,025	0,027	0,020	0,016	0,014	0,013	0,572
Percentil 25%	0,018	0,028	0,036	0,034	0,045	0,030	0,043	0,040	0,026	0,019	0,017	0,016	0,676
Percentil 50%	0,033	0,048	0,078	0,099	0,086	0,075	0,087	0,092	0,048	0,028	0,021	0,027	1,108
Desviación típica	0,094	0,167	0,193	0,208	0,141	0,113	0,201	0,200	0,144	0,042	0,033	0,099	0,842
Coef. variación	1,217	1,540	1,256	1,180	1,012	0,989	1,216	1,196	1,531	0,975	0,952	1,538	0,628

1980/2005
(hm³)

Serie para asignación y reserva

	Oct	Nov	Dic	Ene	Feb	Mar	Abr	May	Jun	Jul	Ago	Sep	Total
Máximo	0,368	0,642	0,651	0,835	0,696	0,368	1,017	0,901	0,888	0,263	0,215	0,515	4,184
Mínimo	0,010	0,008	0,011	0,012	0,009	0,011	0,011	0,013	0,014	0,014	0,012	0,011	0,459
Media	0,090	0,121	0,133	0,157	0,108	0,071	0,161	0,170	0,088	0,048	0,043	0,070	1,260

Percentil 1%	0,010	0,009	0,011	0,012	0,009	0,011	0,012	0,015	0,014	0,014	0,012	0,011	0,467
Percentil 5%	0,011	0,016	0,013	0,014	0,010	0,011	0,014	0,021	0,015	0,014	0,012	0,012	0,505
Percentil 10%	0,011	0,026	0,018	0,016	0,014	0,012	0,017	0,026	0,017	0,015	0,013	0,013	0,567
Percentil 25%	0,018	0,036	0,028	0,024	0,023	0,020	0,031	0,038	0,023	0,017	0,016	0,015	0,614
Percentil 50%	0,055	0,050	0,061	0,057	0,057	0,041	0,079	0,084	0,032	0,024	0,020	0,027	0,822
Desviación típica	0,096	0,166	0,159	0,235	0,144	0,082	0,227	0,207	0,171	0,060	0,048	0,109	0,994
Coef. variación	1,063	1,364	1,194	1,495	1,341	1,152	1,409	1,214	1,936	1,256	1,127	1,560	0,789



1508. Río Huecha, azud acequia Morana

1940/2005
(hm³)

Serie completa

	Oct	Nov	Dic	Ene	Feb	Mar	Abr	May	Jun	Jul	Ago	Sep	Total
Máximo	0,843	1,606	2,357	1,947	1,719	1,065	2,220	1,968	1,846	0,518	0,358	1,034	8,958
Mínimo	0,020	0,017	0,022	0,026	0,019	0,021	0,023	0,027	0,030	0,027	0,024	0,023	0,929
Media	0,162	0,211	0,305	0,352	0,265	0,223	0,334	0,325	0,184	0,088	0,067	0,124	2,641

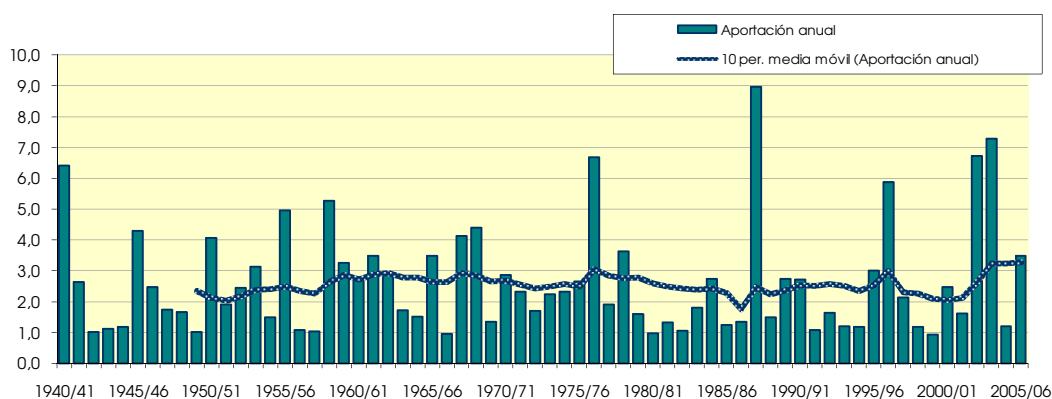
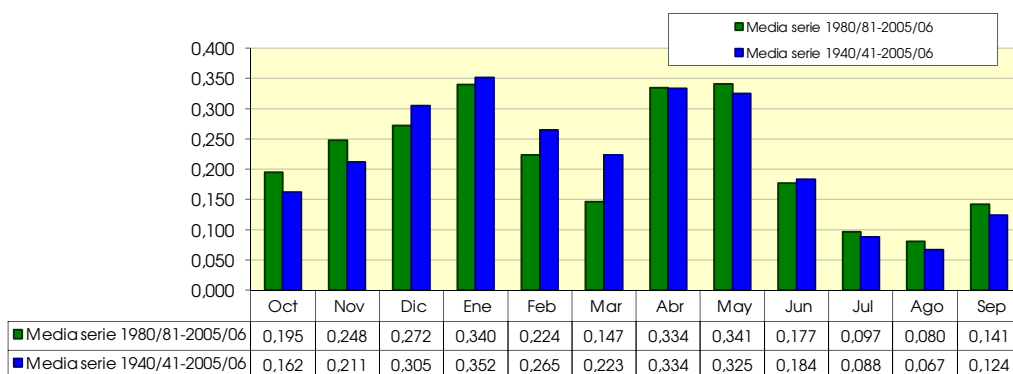
Percentil 1%	0,020	0,017	0,023	0,027	0,020	0,023	0,026	0,033	0,031	0,029	0,024	0,023	0,948
Percentil 5%	0,023	0,022	0,030	0,031	0,029	0,026	0,038	0,044	0,036	0,031	0,026	0,025	1,025
Percentil 10%	0,026	0,035	0,040	0,041	0,044	0,035	0,048	0,049	0,042	0,033	0,029	0,027	1,069
Percentil 25%	0,037	0,057	0,070	0,070	0,080	0,057	0,082	0,076	0,054	0,042	0,034	0,034	1,336
Percentil 50%	0,066	0,097	0,135	0,191	0,153	0,120	0,170	0,172	0,091	0,058	0,045	0,050	2,196
Desviación típica	0,197	0,331	0,402	0,446	0,294	0,236	0,427	0,407	0,283	0,085	0,056	0,191	1,763
Coef. variación	1,216	1,564	1,317	1,266	1,112	1,059	1,279	1,250	1,541	0,957	0,839	1,538	0,668

1980/2005
(hm³)

Serie para asignación y reserva

	Oct	Nov	Dic	Ene	Feb	Mar	Abr	May	Jun	Jul	Ago	Sep	Total
Máximo	0,843	1,358	1,375	1,947	1,719	0,868	2,220	1,846	1,846	0,518	0,358	1,034	8,958
Mínimo	0,021	0,017	0,022	0,026	0,019	0,021	0,023	0,027	0,030	0,030	0,026	0,023	0,929
Media	0,195	0,248	0,272	0,340	0,224	0,147	0,334	0,341	0,177	0,097	0,080	0,141	2,595

Percentil 1%	0,021	0,019	0,022	0,026	0,019	0,022	0,024	0,032	0,031	0,030	0,026	0,024	0,940
Percentil 5%	0,023	0,031	0,027	0,028	0,022	0,024	0,029	0,044	0,033	0,030	0,026	0,026	0,996
Percentil 10%	0,024	0,050	0,038	0,032	0,028	0,024	0,035	0,051	0,037	0,031	0,027	0,028	1,074
Percentil 25%	0,037	0,074	0,058	0,048	0,046	0,038	0,061	0,074	0,048	0,037	0,033	0,032	1,200
Percentil 50%	0,112	0,101	0,111	0,110	0,115	0,080	0,153	0,167	0,065	0,051	0,043	0,054	1,625
Desviación típica	0,215	0,351	0,335	0,529	0,344	0,183	0,500	0,428	0,354	0,121	0,082	0,219	2,173
Coef. variación	1,104	1,417	1,231	1,557	1,537	1,251	1,495	1,255	1,995	1,246	1,019	1,551	0,837



1510. Barranco Morca, azud, central hidroeléctrica de Morca

1940/2005

(hm³)

Serie completa

	Oct	Nov	Dic	Ene	Feb	Mar	Abr	May	Jun	Jul	Ago	Sep	Total
Máximo	0,885	0,976	1,098	0,999	0,753	0,638	0,928	0,839	0,748	0,284	0,122	0,478	4,001
Mínimo	0,006	0,005	0,007	0,007	0,006	0,007	0,007	0,008	0,009	0,008	0,007	0,006	0,552
Media	0,109	0,133	0,184	0,214	0,141	0,109	0,159	0,156	0,084	0,036	0,024	0,067	1,416

Percentil 1%	0,006	0,005	0,008	0,008	0,006	0,008	0,008	0,010	0,009	0,008	0,007	0,007	0,553
Percentil 5%	0,007	0,007	0,010	0,011	0,010	0,011	0,013	0,015	0,012	0,010	0,008	0,007	0,589
Percentil 10%	0,009	0,012	0,016	0,018	0,017	0,014	0,018	0,021	0,013	0,011	0,008	0,009	0,624
Percentil 25%	0,014	0,030	0,053	0,047	0,040	0,024	0,045	0,037	0,018	0,012	0,010	0,012	0,827
Percentil 50%	0,048	0,064	0,105	0,123	0,088	0,074	0,085	0,094	0,043	0,019	0,014	0,018	1,172
Desviación típica	0,149	0,193	0,204	0,247	0,153	0,115	0,191	0,174	0,128	0,045	0,024	0,102	0,793
Coef. variación	1,367	1,453	1,106	1,152	1,090	1,055	1,197	1,120	1,525	1,248	0,978	1,519	0,560

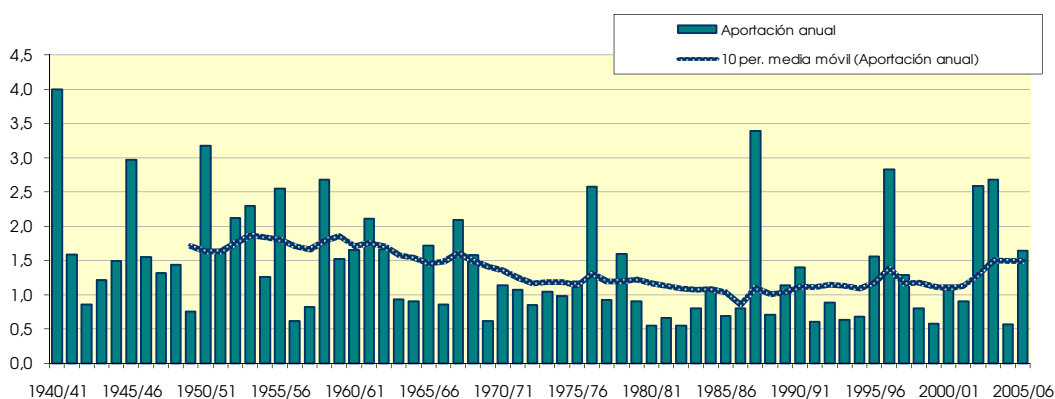
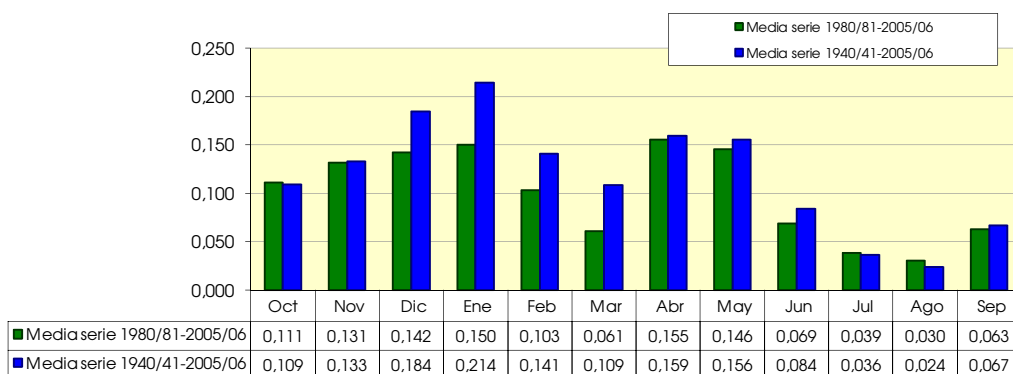
1980/2005

(hm³)

Serie para asignación y reserva

	Oct	Nov	Dic	Ene	Feb	Mar	Abr	May	Jun	Jul	Ago	Sep	Total
Máximo	0,420	0,559	0,529	0,899	0,675	0,294	0,928	0,619	0,633	0,284	0,122	0,457	3,390
Mínimo	0,006	0,005	0,007	0,007	0,006	0,007	0,007	0,008	0,009	0,009	0,007	0,007	0,552
Media	0,111	0,131	0,142	0,150	0,103	0,061	0,155	0,146	0,069	0,039	0,030	0,063	1,201

Percentil 1%	0,006	0,006	0,007	0,008	0,006	0,008	0,007	0,010	0,009	0,009	0,007	0,007	0,552
Percentil 5%	0,007	0,013	0,010	0,009	0,007	0,008	0,009	0,014	0,010	0,009	0,008	0,007	0,558
Percentil 10%	0,007	0,023	0,016	0,011	0,009	0,010	0,013	0,018	0,011	0,010	0,008	0,008	0,577
Percentil 25%	0,015	0,038	0,027	0,021	0,026	0,015	0,031	0,041	0,015	0,012	0,010	0,012	0,668
Percentil 50%	0,069	0,058	0,071	0,076	0,057	0,032	0,078	0,079	0,027	0,016	0,013	0,025	0,847
Desviación típica	0,118	0,156	0,162	0,210	0,148	0,069	0,203	0,155	0,125	0,060	0,034	0,098	0,800
Coef. variación	1,062	1,185	1,137	1,400	1,438	1,136	1,303	1,065	1,817	1,557	1,137	1,559	0,666



1513. Barranco Morca bajo

1940/2005

(hm³)

Serie completa

	Oct	Nov	Dic	Ene	Feb	Mar	Abr	May	Jun	Jul	Ago	Sep	Total
Máximo	1,621	1,825	1,981	2,039	1,399	1,218	1,831	1,652	1,374	0,548	0,235	0,920	7,788
Mínimo	0,015	0,012	0,017	0,019	0,014	0,018	0,016	0,020	0,022	0,019	0,017	0,016	1,000
Media	0,191	0,238	0,336	0,412	0,267	0,210	0,306	0,302	0,165	0,078	0,053	0,128	2,686

Percentil 1%	0,016	0,012	0,017	0,019	0,015	0,018	0,019	0,024	0,023	0,021	0,017	0,016	1,012
Percentil 5%	0,016	0,017	0,023	0,027	0,022	0,025	0,031	0,035	0,028	0,023	0,019	0,018	1,095
Percentil 10%	0,020	0,029	0,033	0,042	0,040	0,032	0,042	0,045	0,031	0,025	0,021	0,021	1,162
Percentil 25%	0,032	0,055	0,101	0,087	0,082	0,052	0,081	0,074	0,043	0,030	0,025	0,030	1,520
Percentil 50%	0,088	0,109	0,191	0,220	0,154	0,138	0,152	0,184	0,088	0,043	0,034	0,044	2,151
Desviación típica	0,264	0,354	0,371	0,485	0,288	0,221	0,374	0,346	0,244	0,087	0,045	0,189	1,580
Coef. variación	1,377	1,491	1,104	1,177	1,079	1,053	1,225	1,145	1,477	1,123	0,851	1,482	0,588

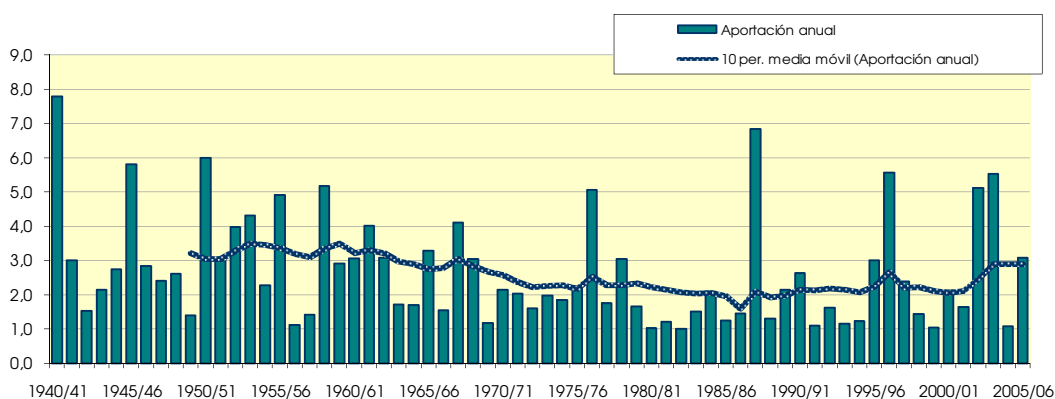
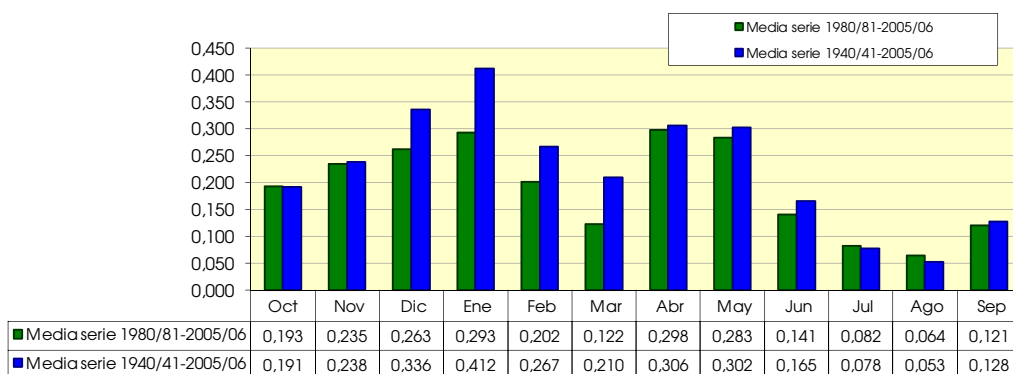
1980/2005

(hm³)

Serie para asignación y reserva

	Oct	Nov	Dic	Ene	Feb	Mar	Abr	May	Jun	Jul	Ago	Sep	Total
Máximo	0,744	1,013	0,985	1,818	1,399	0,618	1,831	1,231	1,299	0,548	0,235	0,834	6,837
Mínimo	0,015	0,012	0,017	0,019	0,014	0,018	0,016	0,020	0,022	0,021	0,018	0,016	1,000
Media	0,193	0,235	0,263	0,293	0,202	0,122	0,298	0,283	0,141	0,082	0,064	0,121	2,295

Percentil 1%	0,015	0,015	0,017	0,019	0,014	0,018	0,017	0,023	0,022	0,022	0,018	0,017	1,004
Percentil 5%	0,016	0,029	0,021	0,021	0,016	0,019	0,022	0,033	0,024	0,022	0,019	0,019	1,027
Percentil 10%	0,017	0,050	0,033	0,026	0,021	0,022	0,029	0,040	0,027	0,024	0,019	0,021	1,072
Percentil 25%	0,033	0,075	0,053	0,042	0,056	0,034	0,057	0,075	0,035	0,027	0,024	0,027	1,226
Percentil 50%	0,115	0,100	0,123	0,128	0,106	0,070	0,143	0,154	0,056	0,037	0,031	0,051	1,571
Desviación típica	0,203	0,282	0,298	0,421	0,296	0,139	0,402	0,312	0,252	0,118	0,065	0,180	1,642
Coef. variación	1,051	1,201	1,135	1,437	1,466	1,134	1,352	1,102	1,794	1,432	1,016	1,490	0,715



1515. Río Huecha, azud acequia de Vera

1940/2005

(hm³)

Serie completa

	Oct	Nov	Dic	Ene	Feb	Mar	Abr	May	Jun	Jul	Ago	Sep	Total
Máximo	3,016	4,275	5,115	4,649	3,807	2,704	4,917	4,347	3,811	1,324	0,702	2,278	19,349
Mínimo	0,047	0,039	0,051	0,059	0,043	0,055	0,051	0,062	0,069	0,061	0,055	0,051	2,432
Media	0,441	0,549	0,774	0,925	0,637	0,525	0,773	0,769	0,433	0,214	0,153	0,320	6,512

Percentil 1%	0,047	0,039	0,052	0,061	0,045	0,055	0,059	0,075	0,072	0,065	0,055	0,052	2,462
Percentil 5%	0,051	0,051	0,068	0,082	0,066	0,064	0,087	0,102	0,082	0,071	0,060	0,058	2,706
Percentil 10%	0,062	0,089	0,095	0,101	0,114	0,084	0,122	0,122	0,096	0,075	0,066	0,064	2,924
Percentil 25%	0,096	0,140	0,204	0,173	0,215	0,137	0,206	0,182	0,132	0,094	0,077	0,084	3,416
Percentil 50%	0,187	0,251	0,433	0,482	0,384	0,334	0,405	0,450	0,226	0,133	0,105	0,133	5,338
Desviación típica	0,562	0,828	0,898	1,071	0,678	0,539	0,966	0,903	0,630	0,213	0,122	0,469	4,000
Coef. variación	1,274	1,509	1,161	1,158	1,064	1,027	1,250	1,174	1,454	0,995	0,793	1,467	0,614

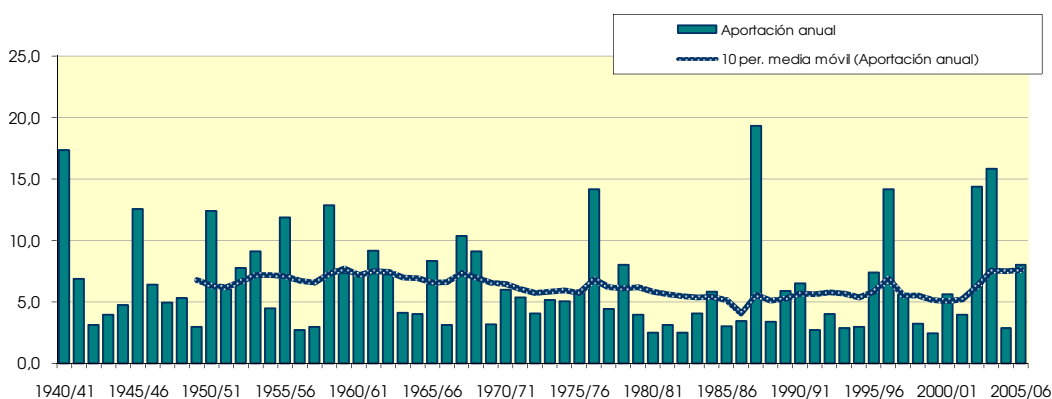
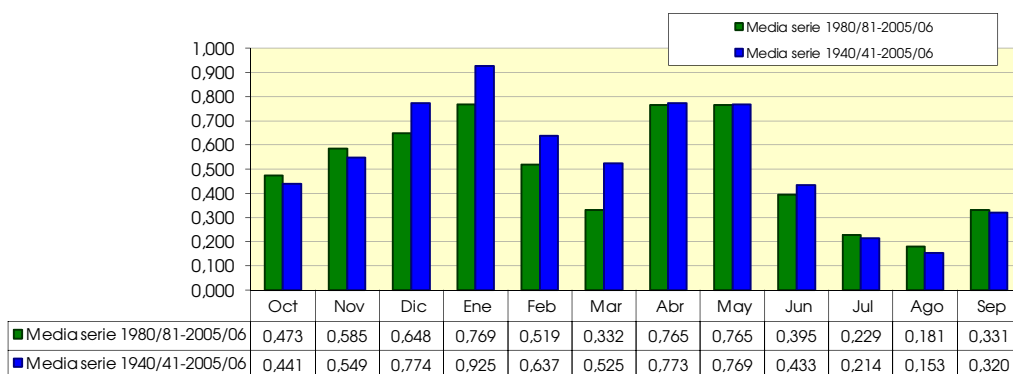
1980/2005

(hm³)

Serie para asignación y reserva

	Oct	Nov	Dic	Ene	Feb	Mar	Abr	May	Jun	Jul	Ago	Sep	Total
Máximo	1,905	2,849	2,597	4,649	3,807	1,828	4,917	3,689	3,811	1,324	0,702	2,278	19,349
Mínimo	0,047	0,039	0,051	0,059	0,043	0,055	0,051	0,062	0,069	0,068	0,058	0,052	2,432
Media	0,473	0,585	0,648	0,769	0,519	0,332	0,765	0,765	0,395	0,229	0,181	0,331	5,991

Percentil 1%	0,048	0,044	0,052	0,060	0,044	0,055	0,054	0,072	0,070	0,068	0,058	0,054	2,443
Percentil 5%	0,051	0,077	0,062	0,066	0,050	0,056	0,068	0,101	0,075	0,069	0,060	0,059	2,486
Percentil 10%	0,054	0,128	0,092	0,079	0,065	0,057	0,083	0,121	0,084	0,072	0,061	0,065	2,604
Percentil 25%	0,090	0,184	0,138	0,123	0,126	0,093	0,149	0,176	0,110	0,085	0,072	0,073	2,998
Percentil 50%	0,289	0,242	0,287	0,280	0,267	0,189	0,373	0,398	0,163	0,117	0,096	0,134	3,981
Desviación típica	0,502	0,753	0,747	1,141	0,772	0,388	1,095	0,897	0,732	0,298	0,174	0,490	4,673
Coef. variación	1,061	1,288	1,153	1,485	1,489	1,170	1,432	1,173	1,851	1,301	0,962	1,480	0,780



1516. Barranco Pradillo (término municipal de Lituéñigo)

1940/2005

(hm³)

Serie completa

	Oct	Nov	Dic	Ene	Feb	Mar	Abr	May	Jun	Jul	Ago	Sep	Total
Máximo	1,321	1,419	1,617	1,902	1,091	0,900	2,051	1,436	1,390	0,616	0,314	0,685	7,337
Mínimo	0,027	0,021	0,027	0,033	0,024	0,030	0,025	0,035	0,038	0,034	0,030	0,028	0,931
Media	0,175	0,202	0,275	0,343	0,226	0,191	0,296	0,283	0,180	0,108	0,074	0,120	2,474

Percentil 1%	0,027	0,022	0,029	0,033	0,025	0,030	0,031	0,041	0,039	0,034	0,030	0,028	1,015
Percentil 5%	0,028	0,029	0,038	0,046	0,034	0,036	0,047	0,054	0,045	0,038	0,033	0,032	1,079
Percentil 10%	0,036	0,049	0,049	0,050	0,056	0,047	0,057	0,065	0,052	0,042	0,036	0,035	1,116
Percentil 25%	0,053	0,066	0,092	0,086	0,088	0,076	0,096	0,091	0,070	0,051	0,042	0,045	1,413
Percentil 50%	0,098	0,128	0,170	0,182	0,152	0,146	0,153	0,164	0,114	0,068	0,056	0,069	1,858
Desviación típica	0,208	0,259	0,295	0,404	0,216	0,166	0,375	0,320	0,223	0,104	0,047	0,138	1,534
Coef. variación	1,185	1,281	1,073	1,178	0,959	0,867	1,269	1,130	1,237	0,962	0,639	1,151	0,620

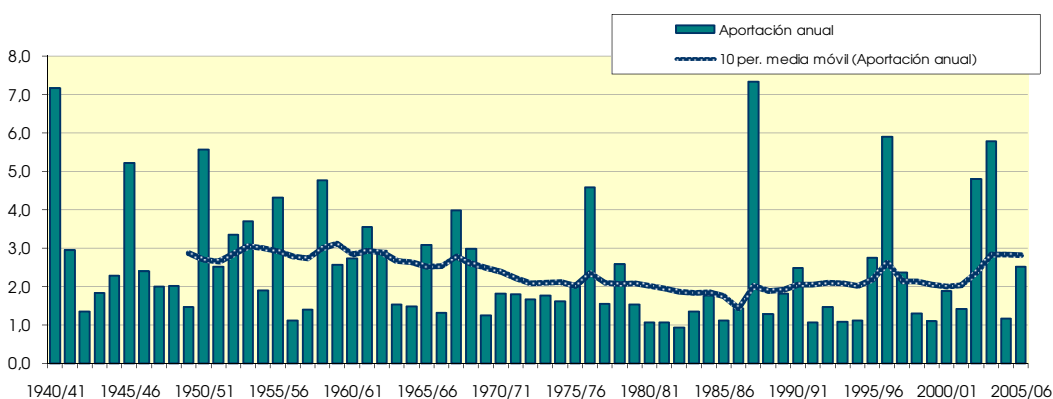
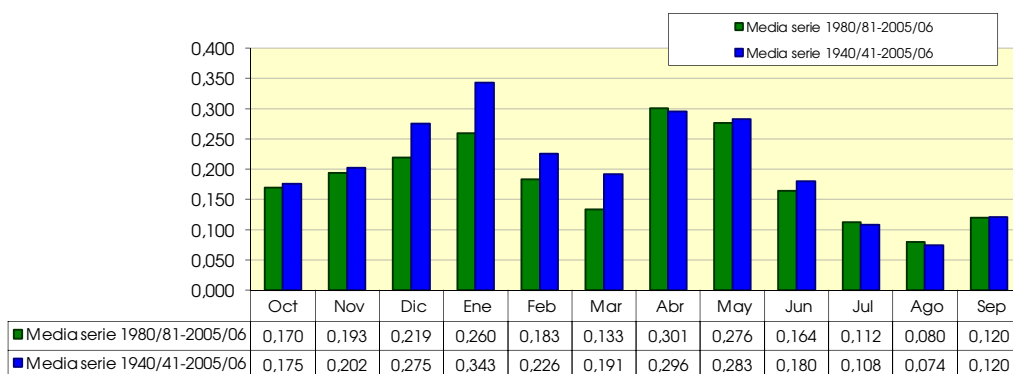
1980/2005

(hm³)

Serie para asignación y reserva

	Oct	Nov	Dic	Ene	Feb	Mar	Abr	May	Jun	Jul	Ago	Sep	Total
Máximo	0,646	0,693	0,932	1,902	1,091	0,557	2,051	1,157	1,390	0,616	0,314	0,685	7,337
Mínimo	0,027	0,021	0,027	0,033	0,024	0,030	0,025	0,035	0,038	0,034	0,032	0,029	0,931
Media	0,170	0,193	0,219	0,260	0,183	0,133	0,301	0,276	0,164	0,112	0,080	0,120	2,210

Percentil 1%	0,027	0,025	0,028	0,033	0,024	0,030	0,028	0,040	0,039	0,035	0,032	0,029	0,963
Percentil 5%	0,028	0,039	0,033	0,036	0,028	0,031	0,036	0,056	0,041	0,037	0,033	0,032	1,062
Percentil 10%	0,030	0,057	0,046	0,045	0,034	0,033	0,044	0,061	0,046	0,039	0,034	0,035	1,072
Percentil 25%	0,049	0,085	0,067	0,052	0,059	0,051	0,072	0,077	0,055	0,047	0,038	0,039	1,114
Percentil 50%	0,117	0,118	0,141	0,126	0,112	0,081	0,157	0,141	0,080	0,057	0,051	0,069	1,433
Desviación típica	0,155	0,189	0,226	0,391	0,232	0,124	0,448	0,329	0,264	0,144	0,064	0,145	1,746
Coef. variación	0,914	0,977	1,032	1,508	1,270	0,935	1,491	1,191	1,613	1,286	0,808	1,209	0,790



1517. Barranco Atajo

1940/2005
(hm³)

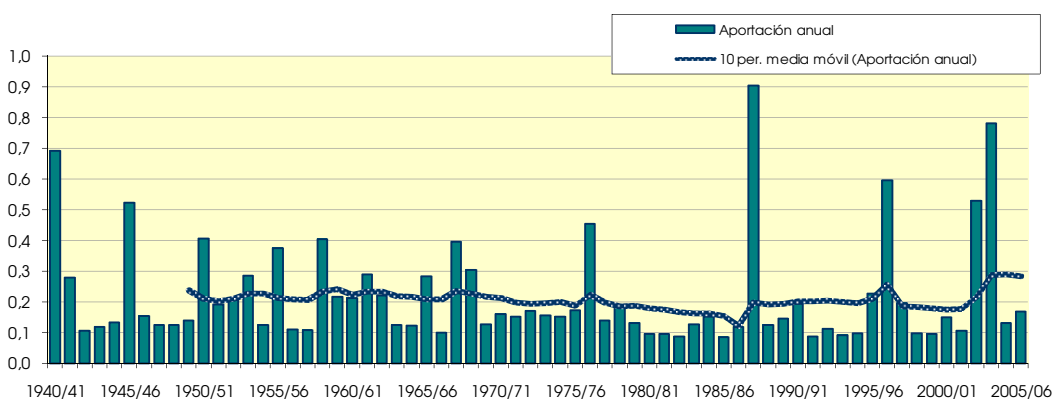
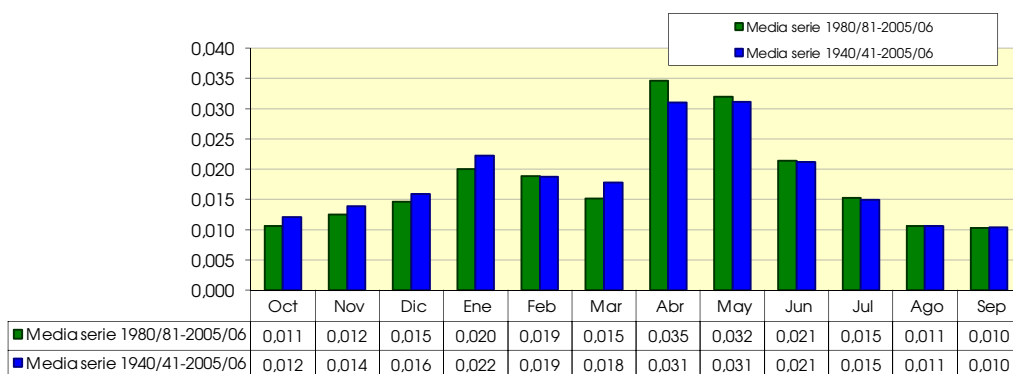
Serie completa

	Oct	Nov	Dic	Ene	Feb	Mar	Abr	May	Jun	Jul	Ago	Sep	Total
Máximo	0,081	0,090	0,062	0,160	0,123	0,074	0,272	0,187	0,185	0,085	0,050	0,036	0,904
Mínimo	0,004	0,003	0,004	0,004	0,004	0,004	0,004	0,005	0,006	0,005	0,005	0,004	0,086
Media	0,012	0,014	0,016	0,022	0,019	0,018	0,031	0,031	0,021	0,015	0,011	0,010	0,220
Percentil 1%	0,004	0,003	0,004	0,005	0,004	0,004	0,005	0,005	0,006	0,005	0,005	0,004	0,087
Percentil 5%	0,004	0,004	0,005	0,005	0,005	0,005	0,006	0,007	0,006	0,006	0,005	0,005	0,093
Percentil 10%	0,005	0,005	0,006	0,006	0,006	0,006	0,007	0,007	0,007	0,006	0,006	0,005	0,097
Percentil 25%	0,006	0,007	0,008	0,008	0,008	0,008	0,009	0,010	0,009	0,008	0,006	0,006	0,120
Percentil 50%	0,008	0,009	0,011	0,013	0,015	0,013	0,013	0,014	0,012	0,010	0,008	0,008	0,152
Desviación típica	0,011	0,014	0,012	0,026	0,017	0,013	0,049	0,043	0,025	0,014	0,007	0,007	0,172
Coef. variación	0,938	1,026	0,773	1,179	0,926	0,741	1,575	1,371	1,204	0,916	0,656	0,666	0,785

1980/2005
(hm³)

Serie para asignación y reserva

	Oct	Nov	Dic	Ene	Feb	Mar	Abr	May	Jun	Jul	Ago	Sep	Total
Máximo	0,032	0,040	0,058	0,160	0,123	0,074	0,272	0,185	0,185	0,085	0,050	0,033	0,904
Mínimo	0,004	0,003	0,004	0,004	0,004	0,004	0,004	0,005	0,006	0,005	0,005	0,004	0,086
Media	0,011	0,012	0,015	0,020	0,019	0,015	0,035	0,032	0,021	0,015	0,011	0,010	0,216
Percentil 1%	0,004	0,004	0,004	0,004	0,004	0,004	0,004	0,005	0,006	0,005	0,005	0,005	0,086
Percentil 5%	0,004	0,004	0,005	0,005	0,004	0,005	0,005	0,006	0,006	0,006	0,005	0,005	0,087
Percentil 10%	0,005	0,005	0,006	0,005	0,005	0,005	0,006	0,007	0,007	0,006	0,005	0,005	0,090
Percentil 25%	0,005	0,007	0,008	0,007	0,007	0,007	0,008	0,009	0,009	0,007	0,006	0,006	0,096
Percentil 50%	0,009	0,011	0,010	0,009	0,010	0,010	0,011	0,011	0,011	0,009	0,008	0,007	0,127
Desviación típica	0,007	0,008	0,011	0,031	0,024	0,015	0,067	0,049	0,036	0,019	0,009	0,008	0,223
Coef. variación	0,682	0,653	0,783	1,548	1,300	1,017	1,935	1,540	1,659	1,241	0,876	0,741	1,034



1518. Barranco de los Huertos (términos municipales de Litago y Trasmoz)

1940/2005

(hm³)

Serie completa

	Oct	Nov	Dic	Ene	Feb	Mar	Abr	May	Jun	Jul	Ago	Sep	Total
Máximo	0,856	0,833	0,832	1,155	0,838	0,560	1,328	1,056	0,895	0,356	0,202	0,404	4,662
Mínimo	0,016	0,014	0,017	0,021	0,015	0,018	0,016	0,022	0,024	0,021	0,020	0,018	0,496
Media	0,091	0,107	0,142	0,194	0,131	0,113	0,180	0,176	0,109	0,067	0,046	0,068	1,425

Percentil 1%	0,016	0,014	0,018	0,021	0,016	0,019	0,020	0,026	0,025	0,022	0,020	0,018	0,539
Percentil 5%	0,018	0,018	0,023	0,026	0,022	0,021	0,029	0,032	0,028	0,024	0,021	0,021	0,573
Percentil 10%	0,021	0,026	0,030	0,030	0,033	0,028	0,034	0,035	0,033	0,026	0,023	0,022	0,597
Percentil 25%	0,029	0,036	0,048	0,049	0,052	0,042	0,051	0,049	0,042	0,032	0,027	0,027	0,753
Percentil 50%	0,048	0,061	0,093	0,091	0,082	0,077	0,083	0,092	0,063	0,043	0,035	0,036	1,002
Desviación típica	0,119	0,147	0,153	0,247	0,136	0,104	0,251	0,220	0,140	0,064	0,030	0,076	0,991
Coef. variación	1,320	1,373	1,073	1,276	1,035	0,927	1,395	1,247	1,275	0,947	0,637	1,111	0,696

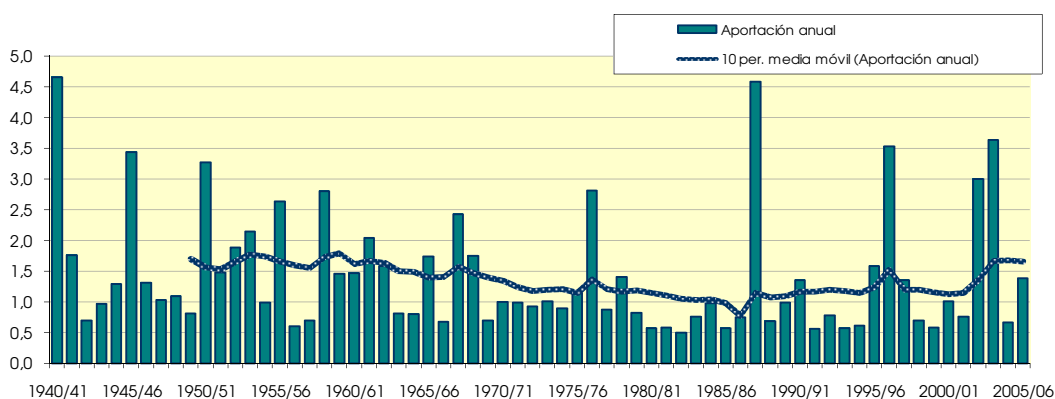
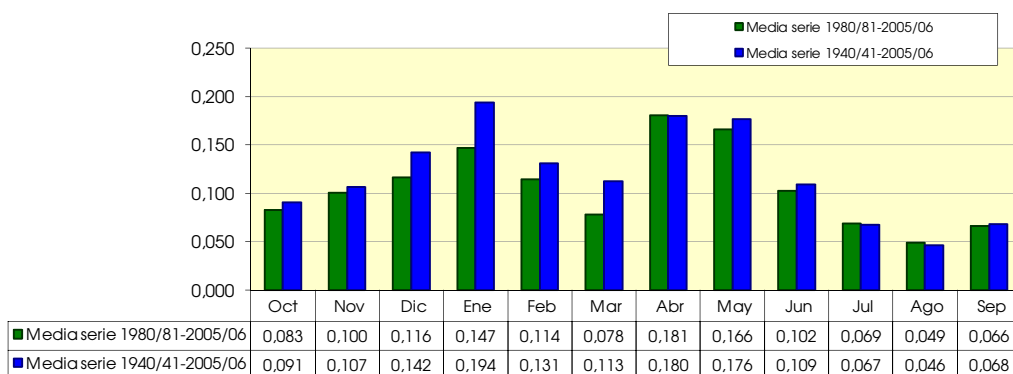
1980/2005

(hm³)

Serie para asignación y reserva

	Oct	Nov	Dic	Ene	Feb	Mar	Abr	May	Jun	Jul	Ago	Sep	Total
Máximo	0,309	0,353	0,523	1,155	0,838	0,379	1,328	0,744	0,895	0,356	0,202	0,327	4,590
Mínimo	0,017	0,014	0,017	0,021	0,015	0,018	0,016	0,022	0,024	0,021	0,021	0,018	0,496
Media	0,083	0,100	0,116	0,147	0,114	0,078	0,181	0,166	0,102	0,069	0,049	0,066	1,272

Percentil 1%	0,017	0,015	0,017	0,021	0,015	0,018	0,018	0,025	0,025	0,022	0,021	0,019	0,512
Percentil 5%	0,018	0,022	0,020	0,021	0,017	0,019	0,023	0,035	0,027	0,024	0,021	0,021	0,565
Percentil 10%	0,019	0,030	0,026	0,025	0,021	0,019	0,027	0,035	0,028	0,025	0,022	0,023	0,573
Percentil 25%	0,029	0,041	0,039	0,032	0,034	0,029	0,040	0,046	0,035	0,030	0,024	0,025	0,592
Percentil 50%	0,055	0,061	0,066	0,058	0,065	0,046	0,083	0,076	0,048	0,037	0,033	0,036	0,762
Desviación típica	0,072	0,099	0,121	0,236	0,166	0,079	0,295	0,212	0,170	0,088	0,040	0,072	1,115
Coef. variación	0,870	0,986	1,045	1,608	1,453	1,005	1,632	1,275	1,664	1,268	0,812	1,095	0,876



1521. Barranco Huecha, azud acequia Retuerta

(hm ²)	Oct	Nov	Dic	Ene	Feb	Mar	Abr	May	Jun	Jul	Ago	Sep	Total
1940/41	2,445	0,437	0,289	3,167	1,008	0,835	2,274	1,896	0,621	0,650	0,284	0,385	14,292
1941/42	0,185	0,238	0,184	0,301	0,168	0,303	2,683	0,688	0,457	0,264	0,202	0,253	5,925
1942/43	0,192	0,370	0,363	0,290	0,135	0,119	0,232	0,169	0,122	0,284	0,139	0,178	2,593
1943/44	0,181	0,149	0,685	0,198	0,471	0,200	0,211	0,480	0,256	0,131	0,108	0,302	3,372
1944/45	0,172	0,243	0,392	1,852	0,336	0,293	0,180	0,137	0,149	0,169	0,116	0,084	4,124
1945/46	0,108	0,730	0,993	0,911	0,317	0,297	2,546	3,094	0,811	0,469	0,298	0,193	10,767
1946/47	0,156	0,098	0,194	0,121	1,670	0,491	0,252	0,656	0,209	0,150	0,125	0,312	4,434
1947/48	0,156	0,133	0,437	1,211	0,412	0,241	0,269	0,337	0,131	0,100	0,092	0,083	3,603
1948/49	0,135	0,065	0,485	0,155	0,170	0,273	0,165	0,470	0,257	0,169	0,135	1,220	3,699
1949/50	0,437	0,345	0,254	0,484	0,219	0,167	0,158	0,445	0,170	0,122	0,095	0,069	2,965
1950/51	0,090	0,060	2,067	2,382	1,109	0,593	1,472	0,764	0,729	0,514	0,286	0,317	10,384
1951/52	0,521	0,445	0,866	0,518	0,646	0,596	0,475	0,239	0,158	0,153	0,128	0,106	4,850
1952/53	0,085	0,103	0,267	1,935	0,191	0,127	0,332	0,153	1,931	0,524	0,321	0,204	6,173
1953/54	0,998	0,305	0,568	0,791	0,626	1,047	0,366	0,919	0,853	0,327	0,205	0,134	7,138
1954/55	0,102	0,115	0,088	0,280	1,162	0,566	0,254	0,205	0,268	0,186	0,139	0,117	3,482
1955/56	0,312	0,137	0,474	0,643	0,202	1,611	0,660	2,912	0,679	0,406	0,267	0,256	8,557
1956/57	0,156	0,227	0,105	0,104	0,123	0,093	0,143	0,337	0,413	0,273	0,185	0,130	2,290
1957/58	0,206	0,108	0,082	0,528	0,270	0,412	0,225	0,187	0,240	0,125	0,108	0,157	2,647
1958/59	0,116	0,125	2,701	0,576	0,389	0,877	0,826	1,234	1,047	0,604	0,342	0,707	9,543
1959/60	0,452	0,434	1,159	0,665	0,721	0,566	0,313	0,231	0,176	0,128	0,100	0,102	5,047
1960/61	1,050	0,552	0,842	0,606	0,289	0,194	0,240	0,307	0,163	0,131	0,112	0,787	5,274
1961/62	0,344	2,504	0,519	0,785	0,683	0,580	0,528	0,308	0,229	0,163	0,132	0,255	7,030
1962/63	0,792	0,353	0,327	1,621	0,601	0,542	0,449	0,259	0,244	0,149	0,119	0,250	5,706
1963/64	0,129	0,259	0,697	0,184	0,410	0,383	0,296	0,180	0,136	0,116	0,098	0,086	2,974
1964/65	0,081	0,123	0,411	0,336	0,321	0,754	0,277	0,184	0,127	0,098	0,075	0,111	2,898
1965/66	0,753	0,936	0,482	0,824	1,031	0,458	0,598	0,433	0,285	0,189	0,138	0,120	6,247
1966/67	0,210	0,697	0,234	0,318	0,220	0,153	0,205	0,119	0,096	0,083	0,075	0,082	2,492
1967/68	0,220	2,850	0,817	0,508	0,344	1,106	1,103	0,687	0,382	0,242	0,176	0,129	8,563
1968/69	0,093	0,273	0,610	0,332	0,348	0,436	1,887	0,809	0,561	0,381	0,247	0,321	6,297
1969/70	0,506	0,224	0,166	0,542	0,274	0,187	0,130	0,106	0,182	0,110	0,093	0,073	2,594
1970/71	0,061	0,104	0,167	0,289	0,133	0,112	0,451	0,856	0,600	0,409	0,252	0,178	3,612
1971/72	0,142	0,174	0,191	0,283	0,552	0,454	0,262	0,190	0,190	0,146	0,112	0,863	3,560
1972/73	0,679	0,574	0,465	0,326	0,186	0,123	0,111	0,115	0,321	0,257	0,179	0,133	3,467
1973/74	0,120	0,335	0,238	0,182	0,225	1,032	0,486	0,296	0,201	0,158	0,153	0,122	3,546
1974/75	0,104	0,268	0,124	0,108	0,300	0,183	0,244	0,712	0,466	0,268	0,262	0,245	3,284
1975/76	0,133	0,158	0,579	0,206	0,495	0,233	1,106	0,429	0,289	0,179	0,155	0,117	4,079
1976/77	0,181	0,229	1,579	2,029	0,809	0,590	0,373	1,248	1,398	0,552	0,337	0,215	9,539
1977/78	0,216	0,157	0,306	0,524	0,461	0,255	0,454	0,250	0,190	0,127	0,098	0,081	3,120
1978/79	0,068	0,054	0,386	1,519	0,918	0,392	0,411	0,433	0,284	0,197	0,135	0,100	4,896
1979/80	0,418	0,175	0,123	0,136	0,351	0,278	0,265	0,549	0,276	0,177	0,142	0,117	3,007
1980/81	0,102	0,165	0,108	0,080	0,078	0,073	0,766	0,286	0,174	0,117	0,090	0,087	2,127
1981/82	0,064	0,052	0,443	0,185	0,206	0,152	0,112	0,276	0,141	0,214	0,148	0,143	2,137
1982/83	0,234	0,234	0,250	0,109	0,082	0,073	0,133	0,084	0,106	0,112	0,275	0,177	1,870
1983/84	0,112	0,157	0,177	0,116	0,211	0,283	0,147	0,794	0,346	0,207	0,131	0,087	2,768
1984/85	0,116	1,209	0,392	0,347	0,360	0,196	0,200	0,253	0,145	0,120	0,109	0,094	3,541
1985/86	0,069	0,100	0,096	0,345	0,248	0,166	0,406	0,190	0,119	0,091	0,083	0,195	2,111
1986/87	0,355	0,238	0,270	0,585	0,347	0,182	0,340	0,133	0,093	0,081	0,080	0,077	2,780
1987/88	0,484	0,272	0,772	1,270	0,513	0,301	4,669	2,271	3,102	1,323	0,769	0,451	16,198
1988/89	0,303	0,506	0,183	0,115	0,146	0,157	0,341	0,353	0,185	0,127	0,111	0,093	2,619
1989/90	0,070	0,312	0,869	0,548	0,250	0,155	0,182	0,495	0,268	0,157	0,121	0,113	3,540
1990/91	0,196	0,139	0,237	0,125	1,044	0,567	1,161	0,493	0,277	0,193	0,144	0,188	4,763
1991/92	0,511	0,183	0,125	0,082	0,062	0,070	0,062	0,128	0,439	0,159	0,113	0,121	2,055
1992/93	0,634	0,227	0,219	0,123	0,122	0,429	0,166	0,372	0,154	0,109	0,083	0,153	2,792
1993/94	0,645	0,205	0,147	0,199	0,171	0,109	0,085	0,142	0,099	0,091	0,091	0,137	2,122
1994/95	0,433	0,257	0,156	0,229	0,140	0,107	0,095	0,190	0,128	0,121	0,265	0,107	2,228
1995/96	0,075	0,153	0,793	1,585	0,846	0,469	0,402	0,349	0,220	0,149	0,239	0,130	5,411
1996/97	0,089	0,375	1,192	3,650	0,848	0,494	1,385	1,296	0,686	1,188	0,408	0,317	11,931
1997/98	0,191	0,869	1,614	0,415	0,254	0,167	0,281	0,211	0,217	0,131	0,101	0,093	4,544
1998/99	0,116	0,080	0,064	0,178	0,223	0,227	0,327	0,172	0,176	0,337	0,154	0,423	2,477
1999/00	0,313	0,190	0,149	0,217	0,089	0,075	0,495	0,192	0,164	0,114	0,084	0,070	2,153
2000/01	0,558	0,420	0,520	0,733	0,310	0,371	0,193	0,136	0,107	0,097	0,095	0,085	3,625
2001/02	0,121	0,123	0,072	0,087	0,058	0,137	0,298	0,846	0,267	0,171	0,266	0,262	2,706
2002/03	0,246	0,371	0,327	0,654	2,472	0,793	0,883	2,460	0,676	0,418	0,263	0,598	10,163
2003/04	1,100	1,112	0,626	0,452	0,360	1,273	3,188	2,532	0,833	0,504	0,316	0,743	13,039
2004/05	0,590	0,314	0,351	0,174	0,120	0,104	0,111	0,289	0,132	0,101	0,079	0,134	2,499
2005/06	0,180	1,009	0,291	0,285	0,530	0,286	0,220	0,156	0,350	0,194	0,134	1,103	4,739

1521. Barranco Huecha, azud acequia Refuerita

1940/2005
(hm³)

Serie completa

	Oct	Nov	Dic	Ene	Feb	Mar	Abr	May	Jun	Jul	Ago	Sep	Total
Máximo	2,445	2,850	2,701	3,650	2,472	1,611	4,669	3,094	3,102	1,323	0,769	1,220	16,198
Mínimo	0,061	0,052	0,064	0,080	0,058	0,070	0,062	0,084	0,093	0,081	0,075	0,069	1,870
Media	0,324	0,381	0,490	0,631	0,445	0,387	0,615	0,593	0,392	0,250	0,175	0,241	4,924

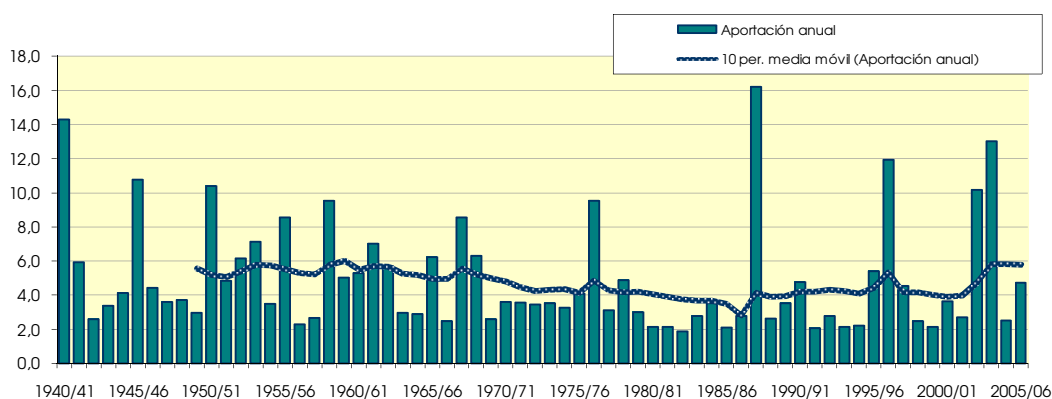
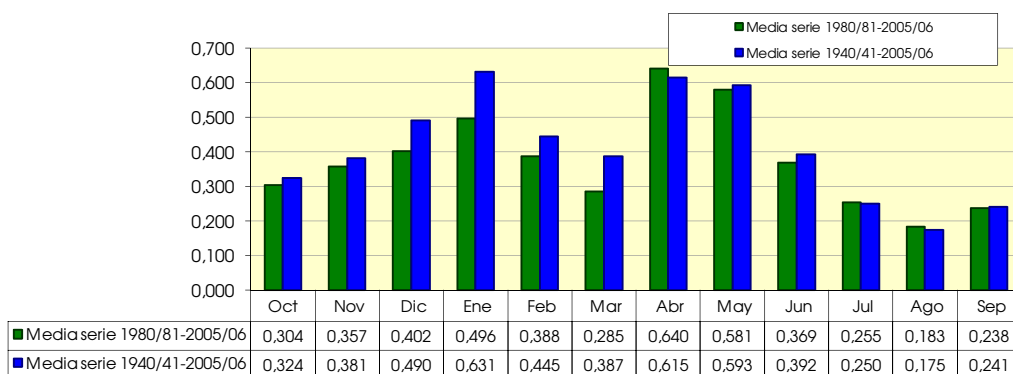
Percentil 1%	0,063	0,053	0,069	0,081	0,061	0,072	0,077	0,099	0,095	0,082	0,075	0,070	1,990
Percentil 5%	0,069	0,069	0,090	0,105	0,084	0,080	0,111	0,121	0,106	0,093	0,081	0,078	2,124
Percentil 10%	0,083	0,102	0,115	0,115	0,123	0,108	0,132	0,137	0,124	0,100	0,087	0,083	2,190
Percentil 25%	0,116	0,142	0,183	0,185	0,194	0,159	0,201	0,190	0,159	0,123	0,103	0,103	2,722
Percentil 50%	0,188	0,236	0,339	0,341	0,319	0,285	0,305	0,323	0,242	0,166	0,135	0,136	3,582
Desviación típica	0,366	0,483	0,482	0,725	0,411	0,317	0,827	0,689	0,468	0,228	0,111	0,242	3,233
Coef. variación	1,127	1,269	0,983	1,149	0,923	0,819	1,346	1,163	1,193	0,911	0,634	1,007	0,657

1980/2005
(hm³)

Serie para asignación y reserva

	Oct	Nov	Dic	Ene	Feb	Mar	Abr	May	Jun	Jul	Ago	Sep	Total
Máximo	1,100	1,209	1,614	3,650	2,472	1,273	4,669	2,532	3,102	1,323	0,769	1,103	16,198
Mínimo	0,064	0,052	0,064	0,080	0,058	0,070	0,062	0,084	0,093	0,081	0,079	0,070	1,870
Media	0,304	0,357	0,402	0,496	0,388	0,285	0,640	0,581	0,369	0,255	0,183	0,238	4,498

Percentil 1%	0,066	0,059	0,066	0,080	0,059	0,071	0,068	0,095	0,095	0,083	0,079	0,072	1,916
Percentil 5%	0,069	0,085	0,078	0,083	0,066	0,073	0,088	0,130	0,101	0,091	0,081	0,079	2,069
Percentil 10%	0,073	0,112	0,102	0,098	0,080	0,074	0,103	0,135	0,106	0,094	0,083	0,086	2,117
Percentil 25%	0,113	0,159	0,151	0,123	0,127	0,116	0,152	0,176	0,135	0,113	0,092	0,094	2,171
Percentil 50%	0,215	0,236	0,260	0,223	0,236	0,174	0,289	0,281	0,180	0,140	0,126	0,136	2,774
Desviación típica	0,253	0,323	0,377	0,740	0,498	0,270	1,045	0,731	0,591	0,312	0,149	0,246	3,849
Coef. variación	0,831	0,906	0,939	1,493	1,283	0,945	1,632	1,258	1,599	1,226	0,814	1,033	0,856



1524. Río Huecha, azud acequia Fonnueva

(hm ²)	Oct	Nov	Dic	Ene	Feb	Mar	Abr	May	Jun	Jul	Ago	Sep	Total
1940/41	6.153	1.153	0.723	8.046	2.875	2.444	5.664	4.760	1.569	1.539	0.712	0.986	36.623
1941/42	0.452	0.602	0.464	0.800	0.434	0.832	6.986	1.749	1.144	0.653	0.512	0.638	15.265
1942/43	0.467	0.976	0.938	0.790	0.345	0.303	0.830	0.423	0.301	0.764	0.342	0.445	6.924
1943/44	0.439	0.356	1.870	0.492	1.144	0.531	0.542	1.245	0.654	0.324	0.268	0.742	8.608
1944/45	0.404	0.584	1.030	4.448	0.834	0.725	0.436	0.342	0.369	0.416	0.294	0.204	10.086
1945/46	0.257	2.099	3.055	2.408	0.799	0.771	6.359	7.508	2.008	1.160	0.737	0.477	27.638
1946/47	0.377	0.240	0.516	0.305	4.809	1.699	0.629	1.873	0.523	0.372	0.316	0.881	12.541
1947/48	0.383	0.325	1.109	3.567	1.236	0.669	0.691	0.866	0.325	0.248	0.231	0.203	9.853
1948/49	0.317	0.160	1.194	0.397	0.458	0.777	0.424	1.463	0.714	0.431	0.339	3.774	10.447
1949/50	1.077	0.862	0.646	1.213	0.586	0.390	0.367	1.220	0.422	0.301	0.234	0.172	7.491
1950/51	0.208	0.148	4.676	5.711	3.115	1.686	3.687	1.972	2.178	1.281	0.719	0.824	26.205
1951/52	1.355	1.143	2.407	1.417	1.596	1.549	1.348	0.604	0.391	0.409	0.319	0.262	12.799
1952/53	0.207	0.257	0.776	4.302	0.543	0.332	1.069	0.380	5.565	1.296	0.794	0.505	16.025
1953/54	2.773	0.754	1.685	1.942	1.607	3.036	0.920	2.511	2.271	0.809	0.506	0.332	19.145
1954/55	0.249	0.315	0.216	0.941	3.055	1.431	0.664	0.596	0.703	0.504	0.355	0.288	9.318
1955/56	0.887	0.338	1.550	1.916	0.489	4.688	1.785	8.127	1.682	1.003	0.668	0.664	23.797
1956/57	0.383	0.615	0.260	0.255	0.336	0.234	0.382	0.984	1.425	0.676	0.458	0.320	6.328
1957/58	0.523	0.266	0.201	1.562	0.674	1.004	0.561	0.475	0.609	0.308	0.270	0.387	6.840
1958/59	0.284	0.307	8.536	1.431	0.994	2.528	2.400	3.601	2.729	1.509	0.845	2.012	27.178
1959/60	1.200	1.232	3.685	1.947	2.233	1.846	0.779	0.583	0.448	0.317	0.246	0.252	14.769
1960/61	3.514	1.404	2.547	1.667	0.728	0.483	0.624	0.807	0.414	0.324	0.277	2.319	15.108
1961/62	0.845	6.975	1.312	2.116	1.974	1.597	1.529	0.797	0.601	0.403	0.326	0.682	19.157
1962/63	2.328	0.916	0.847	3.806	1.829	1.661	1.307	0.646	0.631	0.369	0.293	0.715	15.348
1963/64	0.318	0.786	2.105	0.456	1.420	1.163	0.781	0.454	0.346	0.288	0.241	0.212	8.571
1964/65	0.198	0.341	1.288	0.994	0.981	2.373	0.705	0.458	0.315	0.241	0.185	0.295	8.373
1965/66	2.212	2.663	1.319	2.646	3.086	1.140	1.801	1.153	0.753	0.468	0.342	0.297	17.880
1966/67	0.579	2.025	0.592	0.833	0.642	0.389	0.536	0.300	0.242	0.205	0.185	0.214	6.741
1967/68	0.628	8.357	2.045	1.278	0.928	3.209	3.055	1.793	0.945	0.598	0.442	0.317	23.597
1968/69	0.231	0.833	2.780	1.089	1.043	1.454	5.627	2.055	1.493	0.980	0.610	1.090	19.284
1969/70	1.528	0.560	0.442	1.833	0.717	0.465	0.323	0.264	0.485	0.272	0.234	0.180	7.304
1970/71	0.150	0.271	0.534	0.974	0.341	0.326	1.675	3.249	1.900	1.053	0.622	0.442	11.537
1971/72	0.339	0.456	0.486	0.895	1.757	1.489	0.649	0.494	0.497	0.365	0.278	3.089	10.796
1972/73	1.763	1.645	1.343	0.999	0.469	0.306	0.277	0.302	0.957	0.674	0.469	0.330	9.535
1973/74	0.333	0.899	0.712	0.665	0.761	3.505	1.251	0.743	0.513	0.402	0.415	0.316	10.515
1974/75	0.254	0.810	0.308	0.309	1.192	0.550	0.916	2.538	1.294	0.664	0.738	0.653	10.225
1975/76	0.329	0.421	1.717	0.512	1.498	0.637	3.892	1.175	0.718	0.443	0.403	0.296	12.041
1976/77	0.477	0.653	5.089	6.116	2.632	1.651	0.940	3.829	3.966	1.367	0.833	0.531	28.084
1977/78	0.595	0.402	1.072	1.841	1.509	0.665	1.248	0.634	0.463	0.315	0.242	0.200	9.185
1978/79	0.167	0.133	1.246	5.122	3.121	1.169	1.079	1.279	0.703	0.497	0.336	0.246	15.098
1979/80	1.294	0.429	0.317	0.344	0.992	0.772	0.945	1.622	0.741	0.437	0.353	0.289	8.536
1980/81	0.252	0.425	0.268	0.198	0.198	0.182	2.327	0.734	0.433	0.290	0.229	0.214	5.749
1981/82	0.158	0.129	1.604	0.545	0.637	0.379	0.279	1.004	0.351	0.579	0.391	0.370	6.427
1982/83	0.639	0.680	0.722	0.270	0.207	0.182	0.356	0.208	0.300	0.289	1.119	0.438	5.411
1983/84	0.277	0.487	0.514	0.350	0.675	1.055	0.370	2.661	0.898	0.512	0.324	0.215	8.339
1984/85	0.287	4.479	1.020	0.986	1.183	0.522	0.715	0.842	0.359	0.342	0.271	0.233	11.238
1985/86	0.171	0.276	0.257	0.882	0.875	0.454	1.120	0.472	0.295	0.226	0.206	0.894	6.129
1986/87	1.157	0.589	0.617	1.713	1.016	0.470	0.875	0.330	0.230	0.208	0.198	0.191	7.594
1987/88	1.394	0.831	2.509	5.103	1.292	0.753	11.552	5.657	8.563	3.263	1.901	1.115	43.934
1988/89	0.781	1.441	0.452	0.284	0.419	0.490	1.193	1.174	0.457	0.313	0.284	0.229	7.516
1989/90	0.173	1.151	3.800	1.576	0.627	0.385	0.515	1.286	0.711	0.387	0.303	0.309	11.222
1990/91	0.638	0.365	0.613	0.325	2.925	1.722	3.502	1.259	0.685	0.478	0.356	0.526	13.394
1991/92	1.460	0.511	0.309	0.203	0.153	0.171	0.157	0.356	1.473	0.392	0.280	0.320	5.786
1992/93	2.312	0.561	0.632	0.304	0.312	1.042	0.489	1.230	0.380	0.270	0.204	0.411	8.147
1993/94	2.074	0.565	0.385	0.567	0.537	0.270	0.211	0.452	0.245	0.225	0.230	0.344	6.105
1994/95	1.444	0.658	0.463	0.616	0.374	0.264	0.239	0.632	0.382	0.324	0.733	0.265	6.395
1995/96	0.187	0.433	2.545	4.870	2.176	1.226	1.009	0.895	0.539	0.371	0.702	0.321	15.272
1996/97	0.220	0.959	3.864	9.371	2.196	1.245	3.211	3.488	1.736	2.937	1.039	0.812	31.078
1997/98	0.475	2.503	4.022	1.142	0.651	0.413	0.747	0.649	0.575	0.323	0.250	0.243	11.994
1998/99	0.291	0.197	0.161	0.476	0.565	0.663	0.959	0.456	0.442	1.030	0.382	1.273	6.897
1999/00	0.917	0.513	0.385	0.493	0.220	0.184	1.407	0.493	0.404	0.280	0.208	0.173	5.677
2000/01	1.892	1.175	1.613	2.741	0.776	1.107	0.478	0.337	0.264	0.238	0.233	0.212	11.067
2001/02	0.322	0.332	0.178	0.209	0.144	0.322	0.990	2.701	0.733	0.423	0.817	0.695	7.866
2002/03	0.686	1.013	1.173	2.276	7.087	2.113	2.493	7.120	1.678	1.034	0.651	1.904	29.228
2003/04	3.389	4.068	1.788	1.327	1.017	3.809	7.774	6.172	2.060	1.254	0.783	2.307	35.750
2004/05	1.595	0.781	0.954	0.427	0.305	0.256	0.306	1.080	0.328	0.249	0.195	0.402	6.878
2005/06	0.461	3.329	0.727	0.864	1.952	0.721	0.569	0.408	1.217	0.528	0.331	3.662	14.769

1524. Río Huecha, azud acequia Fonnueva

1940/2005
(hm³)

Serie completa

	Oct	Nov	Dic	Ene	Feb	Mar	Abr	May	Jun	Jul	Ago	Sep	Total
Máximo	6,153	8,357	8,536	9,371	7,087	4,688	11,552	8,127	8,563	3,263	1,901	3,774	43,934
Mínimo	0,150	0,129	0,161	0,198	0,144	0,171	0,157	0,208	0,230	0,205	0,185	0,172	5,411
Media	0,911	1,093	1,443	1,765	1,277	1,104	1,659	1,636	1,057	0,628	0,449	0,684	13,707

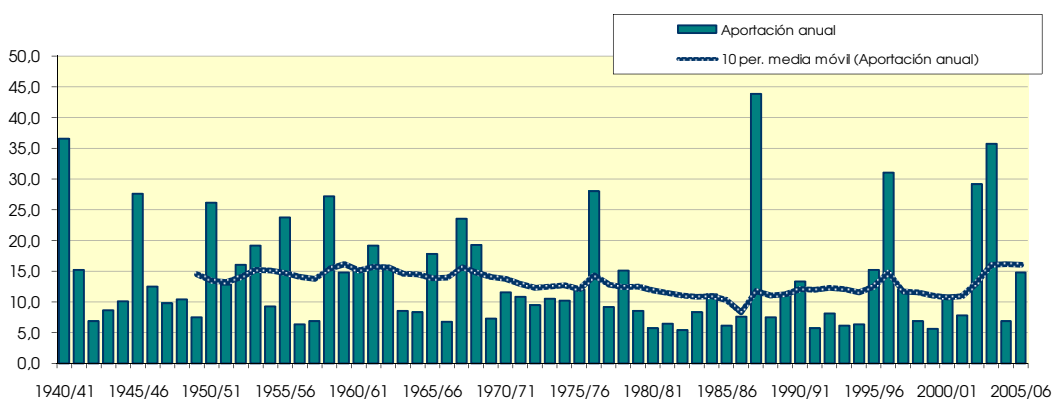
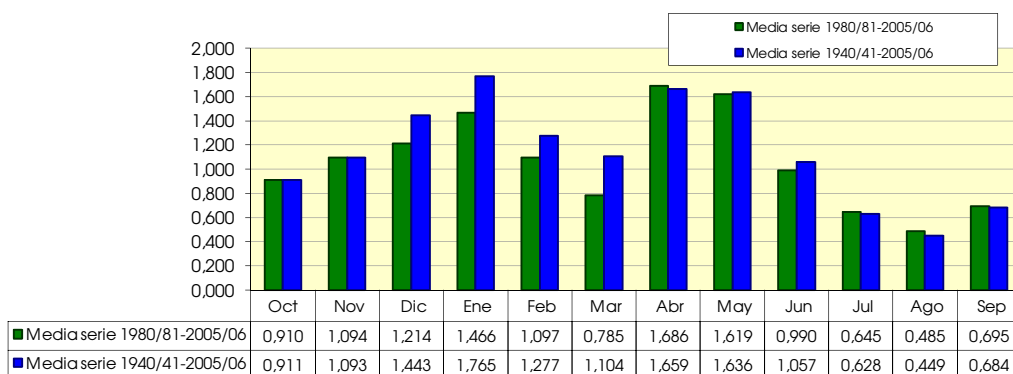
Percentil 1%	0,155	0,132	0,172	0,201	0,150	0,178	0,192	0,244	0,238	0,207	0,185	0,173	5,584
Percentil 5%	0,172	0,170	0,226	0,258	0,210	0,197	0,277	0,309	0,272	0,229	0,200	0,194	5,866
Percentil 10%	0,203	0,261	0,288	0,305	0,324	0,267	0,340	0,349	0,308	0,248	0,218	0,208	6,361
Percentil 25%	0,285	0,358	0,493	0,493	0,539	0,396	0,537	0,479	0,394	0,313	0,254	0,255	7,536
Percentil 50%	0,471	0,609	0,987	0,996	0,902	0,762	0,918	0,940	0,620	0,412	0,337	0,357	10,655
Desviación típica	1,029	1,461	1,462	1,927	1,192	0,962	2,092	1,825	1,309	0,563	0,291	0,789	8,609
Coef. variación	1,129	1,337	1,013	1,092	0,933	0,871	1,261	1,115	1,238	0,896	0,650	1,152	0,628

1980/2005
(hm³)

Serie para asignación y reserva

	Oct	Nov	Dic	Ene	Feb	Mar	Abr	May	Jun	Jul	Ago	Sep	Total
Máximo	3,389	4,479	4,022	9,371	7,087	3,809	11,552	7,120	8,563	3,263	1,901	3,662	43,934
Mínimo	0,158	0,129	0,161	0,198	0,144	0,171	0,157	0,208	0,230	0,208	0,195	0,173	5,411
Media	0,910	1,094	1,214	1,466	1,097	0,785	1,686	1,619	0,990	0,645	0,485	0,695	12,687

Percentil 1%	0,161	0,146	0,165	0,199	0,146	0,174	0,171	0,238	0,234	0,212	0,196	0,178	5,477
Percentil 5%	0,172	0,217	0,198	0,205	0,164	0,182	0,218	0,332	0,250	0,225	0,200	0,197	5,695
Percentil 10%	0,180	0,304	0,262	0,240	0,203	0,183	0,259	0,347	0,280	0,232	0,205	0,213	5,768
Percentil 25%	0,279	0,446	0,402	0,331	0,327	0,283	0,397	0,460	0,353	0,283	0,231	0,235	6,403
Percentil 50%	0,639	0,623	0,677	0,592	0,644	0,480	0,811	0,868	0,450	0,356	0,314	0,357	8,007
Desviación típica	0,824	1,170	1,186	2,075	1,419	0,794	2,571	1,916	1,628	0,772	0,397	0,810	10,363
Coef. variación	0,906	1,069	0,976	1,415	1,294	1,012	1,524	1,183	1,645	1,197	0,819	1,164	0,817



1528. Barranco de los Moros

(hm ²)	Oct	Nov	Dic	Ene	Feb	Mar	Abr	May	Jun	Jul	Ago	Sep	Total
1940/41	0.450	0.290	0.182	0.555	0.418	0.392	0.557	0.590	0.407	0.284	0.197	0.161	4.483
1941/42	0.125	0.107	0.091	0.108	0.092	0.111	0.642	0.433	0.288	0.188	0.136	0.121	2.442
1942/43	0.103	0.118	0.118	0.113	0.089	0.075	0.161	0.108	0.083	0.098	0.093	0.094	1.255
1943/44	0.093	0.083	0.183	0.123	0.123	0.100	0.085	0.114	0.119	0.093	0.077	0.081	1.275
1944/45	0.083	0.077	0.101	0.198	0.158	0.123	0.098	0.076	0.072	0.073	0.068	0.056	1.182
1945/46	0.047	0.176	0.296	0.256	0.176	0.137	0.544	0.842	0.564	0.334	0.211	0.137	3.721
1946/47	0.093	0.069	0.088	0.077	0.363	0.314	0.178	0.201	0.147	0.105	0.086	0.121	1.842
1947/48	0.100	0.075	0.092	0.242	0.185	0.151	0.119	0.112	0.093	0.070	0.063	0.056	1.358
1948/49	0.052	0.046	0.069	0.074	0.071	0.096	0.080	0.174	0.142	0.118	0.093	0.500	1.516
1949/50	0.306	0.201	0.142	0.118	0.101	0.085	0.076	0.179	0.121	0.087	0.067	0.049	1.531
1950/51	0.043	0.042	0.170	0.321	0.335	0.292	0.462	0.377	0.466	0.298	0.196	0.162	3.164
1951/52	0.197	0.162	0.256	0.207	0.167	0.181	0.203	0.156	0.112	0.106	0.090	0.071	1.908
1952/53	0.056	0.054	0.075	0.111	0.113	0.086	0.154	0.106	0.618	0.374	0.229	0.145	2.119
1953/54	0.373	0.217	0.293	0.209	0.175	0.368	0.237	0.250	0.329	0.233	0.146	0.095	2.924
1954/55	0.069	0.075	0.061	0.142	0.201	0.170	0.144	0.138	0.118	0.109	0.093	0.076	1.396
1955/56	0.130	0.095	0.175	0.191	0.138	0.461	0.339	0.933	0.483	0.288	0.185	0.146	3.565
1956/57	0.109	0.101	0.074	0.055	0.058	0.059	0.068	0.117	0.315	0.195	0.132	0.092	1.375
1957/58	0.093	0.076	0.057	0.195	0.145	0.129	0.113	0.104	0.105	0.088	0.073	0.084	1.261
1958/59	0.079	0.071	1.161	0.407	0.256	0.419	0.417	0.880	0.558	0.390	0.244	0.295	5.177
1959/60	0.265	0.238	0.383	0.294	0.317	0.363	0.221	0.147	0.118	0.091	0.071	0.062	2.571
1960/61	0.730	0.340	0.451	0.316	0.205	0.137	0.113	0.108	0.106	0.093	0.080	0.256	2.935
1961/62	0.219	0.587	0.367	0.289	0.285	0.250	0.260	0.202	0.157	0.115	0.093	0.118	2.941
1962/63	0.321	0.201	0.162	0.293	0.329	0.290	0.255	0.180	0.138	0.106	0.082	0.108	2.466
1963/64	0.091	0.132	0.228	0.131	0.214	0.201	0.151	0.119	0.099	0.083	0.069	0.060	1.577
1964/65	0.055	0.079	0.168	0.171	0.175	0.273	0.190	0.129	0.091	0.067	0.053	0.055	1.507
1965/66	0.396	0.449	0.323	0.398	0.473	0.311	0.312	0.242	0.190	0.134	0.098	0.079	3.404
1966/67	0.100	0.172	0.136	0.114	0.111	0.094	0.086	0.076	0.066	0.059	0.053	0.052	1.118
1967/68	0.088	1.338	0.545	0.328	0.228	0.501	0.563	0.427	0.272	0.172	0.123	0.091	4.676
1968/69	0.066	0.146	0.405	0.249	0.215	0.256	0.914	0.555	0.400	0.273	0.175	0.236	3.889
1969/70	0.257	0.156	0.120	0.297	0.192	0.128	0.093	0.074	0.087	0.078	0.066	0.052	1.601
1970/71	0.041	0.047	0.100	0.148	0.095	0.080	0.224	0.453	0.370	0.257	0.179	0.125	2.117
1971/72	0.091	0.087	0.101	0.139	0.226	0.279	0.187	0.135	0.126	0.104	0.078	0.512	2.063
1972/73	0.367	0.333	0.261	0.210	0.132	0.088	0.072	0.073	0.154	0.142	0.121	0.094	2.046
1973/74	0.079	0.109	0.107	0.106	0.122	0.488	0.299	0.204	0.140	0.112	0.099	0.089	1.955
1974/75	0.071	0.124	0.089	0.071	0.164	0.116	0.176	0.428	0.282	0.191	0.151	0.138	2.000
1975/76	0.095	0.081	0.253	0.147	0.191	0.150	0.438	0.286	0.189	0.125	0.096	0.077	2.127
1976/77	0.083	0.096	0.531	0.801	0.544	0.375	0.249	0.473	0.595	0.391	0.239	0.152	4.528
1977/78	0.136	0.106	0.156	0.251	0.214	0.156	0.177	0.152	0.117	0.090	0.070	0.057	1.683
1978/79	0.048	0.038	0.103	0.540	0.418	0.263	0.201	0.257	0.202	0.137	0.095	0.069	2.371
1979/80	0.176	0.103	0.081	0.067	0.128	0.147	0.179	0.229	0.183	0.125	0.099	0.082	1.599
1980/81	0.068	0.085	0.072	0.057	0.051	0.051	0.289	0.183	0.124	0.083	0.063	0.054	1.181
1981/82	0.045	0.037	0.165	0.124	0.150	0.107	0.080	0.148	0.100	0.106	0.094	0.081	1.237
1982/83	0.114	0.110	0.108	0.078	0.058	0.052	0.062	0.059	0.065	0.075	0.165	0.126	1.071
1983/84	0.080	0.101	0.096	0.085	0.106	0.160	0.103	0.338	0.228	0.147	0.093	0.062	1.599
1984/85	0.054	0.551	0.274	0.198	0.187	0.135	0.123	0.145	0.102	0.087	0.078	0.067	2.001
1985/86	0.049	0.056	0.058	0.086	0.112	0.097	0.130	0.107	0.085	0.065	0.059	0.152	1.056
1986/87	0.234	0.152	0.109	0.197	0.169	0.126	0.121	0.093	0.066	0.056	0.057	0.055	1.435
1987/88	0.170	0.171	0.382	0.698	0.347	0.214	1.726	1.106	1.594	0.938	0.545	0.321	8.212
1988/89	0.208	0.224	0.130	0.082	0.086	0.104	0.169	0.206	0.131	0.090	0.078	0.066	1.573
1989/90	0.050	0.191	0.497	0.292	0.178	0.110	0.107	0.164	0.154	0.109	0.085	0.081	2.019
1990/91	0.126	0.097	0.098	0.077	0.275	0.266	0.480	0.314	0.197	0.136	0.102	0.114	2.282
1991/92	0.177	0.114	0.084	0.058	0.043	0.042	0.044	0.067	0.184	0.113	0.081	0.089	1.095
1992/93	0.341	0.162	0.130	0.088	0.069	0.105	0.098	0.164	0.109	0.078	0.058	0.073	1.473
1993/94	0.238	0.134	0.101	0.104	0.101	0.078	0.061	0.093	0.071	0.064	0.065	0.071	1.180
1994/95	0.215	0.147	0.115	0.108	0.088	0.072	0.062	0.104	0.100	0.086	0.090	0.075	1.262
1995/96	0.054	0.066	0.271	0.557	0.395	0.309	0.246	0.204	0.147	0.105	0.119	0.091	2.564
1996/97	0.063	0.096	0.423	1.112	0.605	0.352	0.450	0.609	0.413	0.415	0.279	0.200	5.017
1997/98	0.134	0.254	0.381	0.264	0.177	0.118	0.120	0.132	0.120	0.093	0.071	0.064	1.929
1998/99	0.063	0.054	0.045	0.084	0.080	0.113	0.153	0.124	0.097	0.141	0.110	0.162	1.227
1999/00	0.163	0.121	0.093	0.087	0.063	0.051	0.135	0.121	0.106	0.079	0.060	0.050	1.128
2000/01	0.264	0.215	0.261	0.377	0.216	0.199	0.136	0.096	0.075	0.064	0.064	0.060	2.028
2001/02	0.064	0.065	0.051	0.045	0.041	0.054	0.119	0.286	0.174	0.122	0.128	0.132	1.281
2002/03	0.136	0.159	0.203	0.300	0.810	0.497	0.489	0.928	0.477	0.297	0.187	0.305	4.790
2003/04	0.481	0.589	0.368	0.271	0.257	0.690	1.095	1.020	0.592	0.356	0.225	0.566	6.511
2004/05	0.375	0.221	0.182	0.122	0.084	0.065	0.067	0.143	0.094	0.072	0.056	0.073	1.554
2005/06	0.085	0.332	0.170	0.151	0.295	0.194	0.143	0.107	0.163	0.129	0.095	0.397	2.259

1528. Barranco de los Moros

1940/2005

(hm³)

Serie completa

	Oct	Nov	Dic	Ene	Feb	Mar	Abr	May	Jun	Jul	Ago	Sep	Total
Máximo	0,730	1,338	1,161	1,112	0,810	0,690	1,726	1,106	1,594	0,938	0,545	0,566	8,212
Mínimo	0,041	0,037	0,045	0,045	0,041	0,042	0,044	0,059	0,065	0,056	0,053	0,049	1,056
Media	0,158	0,176	0,206	0,224	0,203	0,198	0,255	0,271	0,227	0,160	0,118	0,132	2,328

Percentil 1%	0,042	0,038	0,049	0,052	0,043	0,048	0,055	0,065	0,065	0,058	0,053	0,050	1,066
Percentil 5%	0,047	0,046	0,059	0,060	0,058	0,052	0,064	0,075	0,071	0,065	0,057	0,052	1,121
Percentil 10%	0,051	0,055	0,073	0,076	0,070	0,068	0,074	0,093	0,084	0,071	0,061	0,055	1,181
Percentil 25%	0,068	0,080	0,096	0,105	0,102	0,098	0,109	0,112	0,103	0,087	0,071	0,067	1,380
Percentil 50%	0,100	0,116	0,149	0,161	0,175	0,142	0,165	0,164	0,141	0,109	0,093	0,090	1,942
Desviación típica	0,132	0,190	0,176	0,191	0,143	0,139	0,272	0,254	0,230	0,136	0,077	0,112	1,406
Coef. variación	0,836	1,083	0,851	0,853	0,706	0,701	1,065	0,938	1,011	0,848	0,651	0,852	0,604

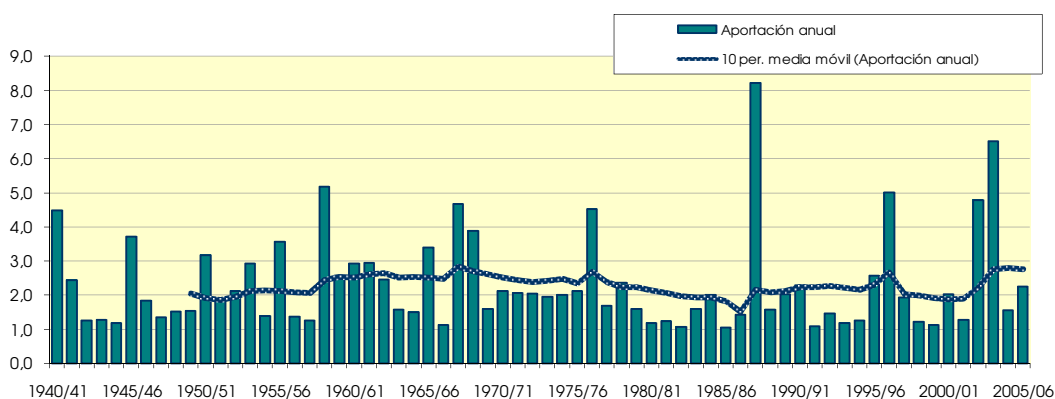
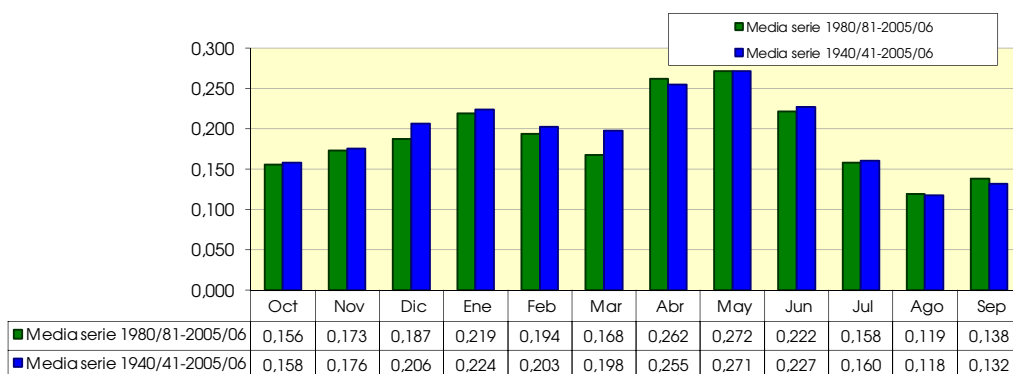
1980/2005

(hm³)

Serie para asignación y reserva

	Oct	Nov	Dic	Ene	Feb	Mar	Abr	May	Jun	Jul	Ago	Sep	Total
Máximo	0,481	0,589	0,497	1,112	0,810	0,690	1,726	1,106	1,594	0,938	0,545	0,566	8,212
Mínimo	0,045	0,037	0,045	0,045	0,041	0,042	0,044	0,059	0,065	0,056	0,056	0,050	1,056
Media	0,156	0,173	0,187	0,219	0,194	0,168	0,262	0,272	0,222	0,158	0,119	0,138	2,268

Percentil 1%	0,046	0,041	0,046	0,048	0,042	0,044	0,048	0,061	0,065	0,058	0,056	0,051	1,060
Percentil 5%	0,049	0,054	0,053	0,057	0,045	0,051	0,061	0,074	0,067	0,064	0,057	0,055	1,077
Percentil 10%	0,052	0,060	0,065	0,068	0,055	0,052	0,062	0,093	0,073	0,065	0,059	0,058	1,112
Percentil 25%	0,063	0,096	0,096	0,085	0,081	0,073	0,099	0,107	0,098	0,078	0,064	0,066	1,230
Percentil 50%	0,130	0,141	0,130	0,115	0,131	0,112	0,126	0,146	0,122	0,099	0,088	0,081	1,563
Desviación típica	0,114	0,136	0,129	0,242	0,182	0,152	0,372	0,298	0,309	0,183	0,103	0,126	1,816
Coef. variación	0,730	0,785	0,690	1,103	0,937	0,904	1,419	1,098	1,391	1,156	0,860	0,910	0,801



1529. Río Huecha, azud acequia Sopez

(hm ²)	Oct	Nov	Dic	Ene	Feb	Mar	Abr	May	Jun	Jul	Ago	Sep	Total
1940/41	6.665	1.502	0.944	8.665	3.373	2.908	6.309	5.457	2.065	1.884	0.952	1.182	41.907
1941/42	0.604	0.732	0.575	0.927	0.545	0.963	7.730	2.276	1.494	0.882	0.679	0.785	18.190
1942/43	0.592	1.117	1.080	0.927	0.454	0.394	1.013	0.555	0.402	0.881	0.456	0.559	8.428
1943/44	0.552	0.458	2.078	0.643	1.290	0.652	0.645	1.382	0.799	0.438	0.362	0.840	10.140
1944/45	0.505	0.678	1.150	4.678	1.026	0.874	0.554	0.435	0.457	0.505	0.377	0.272	11.511
1945/46	0.314	2.296	3.389	2.711	1.014	0.937	6.981	8.514	2.695	1.567	0.995	0.644	32.056
1946/47	0.490	0.324	0.619	0.398	5.207	2.062	0.846	2.108	0.702	0.500	0.421	1.025	14.704
1947/48	0.505	0.417	1.218	3.839	1.458	0.851	0.836	1.001	0.438	0.333	0.308	0.271	11.475
1948/49	0.379	0.217	1.276	0.488	0.544	0.891	0.522	1.661	0.885	0.573	0.452	4.365	12.252
1949/50	1.450	1.105	0.819	1.356	0.709	0.493	0.459	1.425	0.569	0.407	0.316	0.232	9.341
1950/51	0.261	0.198	4.869	6.083	3.512	2.036	4.229	2.429	2.735	1.645	0.957	1.020	29.974
1951/52	1.588	1.340	2.701	1.665	1.799	1.766	1.590	0.794	0.528	0.536	0.430	0.348	15.084
1952/53	0.276	0.323	0.865	4.436	0.680	0.437	1.245	0.508	6.293	1.751	1.073	0.681	18.569
1953/54	3.210	1.018	2.023	2.196	1.819	3.457	1.209	2.806	2.661	1.093	0.683	0.448	22.622
1954/55	0.333	0.405	0.290	1.102	3.290	1.637	0.839	0.760	0.845	0.636	0.468	0.381	10.986
1955/56	1.036	0.454	1.750	2.141	0.658	5.204	2.192	9.178	2.271	1.354	0.893	0.841	27.973
1956/57	0.516	0.735	0.350	0.322	0.406	0.306	0.463	1.121	1.782	0.913	0.619	0.432	7.966
1957/58	0.634	0.358	0.270	1.784	0.852	1.159	0.698	0.601	0.735	0.416	0.359	0.489	8.355
1958/59	0.380	0.393	9.881	1.926	1.306	3.027	2.897	4.699	3.404	1.983	1.143	2.358	33.397
1959/60	1.517	1.515	4.120	2.296	2.604	2.268	1.048	0.762	0.591	0.428	0.332	0.328	17.811
1960/61	4.397	1.817	3.075	2.046	0.978	0.650	0.761	0.937	0.543	0.437	0.374	2.615	18.631
1961/62	1.111	7.655	1.759	2.463	2.315	1.898	1.838	1.041	0.791	0.543	0.440	0.825	22.679
1962/63	2.695	1.158	1.042	4.145	2.215	2.004	1.611	0.866	0.798	0.498	0.393	0.843	18.268
1963/64	0.430	0.938	2.363	0.616	1.663	1.399	0.964	0.599	0.466	0.389	0.326	0.285	10.437
1964/65	0.264	0.434	1.478	1.193	1.189	2.689	0.937	0.615	0.426	0.323	0.250	0.362	10.160
1965/66	2.681	3.197	1.706	3.111	3.639	1.519	2.169	1.445	0.983	0.631	0.461	0.394	21.935
1966/67	0.697	2.226	0.758	0.971	0.776	0.504	0.640	0.392	0.322	0.276	0.250	0.276	8.088
1967/68	0.731	10.072	2.709	1.678	1.203	3.796	3.724	2.311	1.277	0.808	0.592	0.428	29.329
1968/69	0.312	0.999	3.221	1.380	1.298	1.754	6.701	2.729	1.975	1.312	0.823	1.360	23.866
1969/70	1.825	0.750	0.587	2.169	0.950	0.621	0.436	0.355	0.590	0.367	0.315	0.243	9.207
1970/71	0.200	0.327	0.648	1.144	0.456	0.422	1.929	3.760	2.339	1.364	0.840	0.594	14.025
1971/72	0.450	0.560	0.607	1.058	2.016	1.814	0.876	0.657	0.649	0.491	0.373	3.674	13.224
1972/73	2.203	2.039	1.655	1.250	0.630	0.413	0.364	0.391	1.135	0.844	0.616	0.445	11.984
1973/74	0.428	1.026	0.839	0.791	0.905	4.046	1.612	0.991	0.684	0.537	0.535	0.424	12.819
1974/75	0.341	0.953	0.416	0.395	1.375	0.689	1.121	3.034	1.634	0.897	0.921	0.819	12.594
1975/76	0.444	0.519	2.000	0.691	1.719	0.818	4.382	1.520	0.948	0.595	0.520	0.389	14.547
1976/77	0.577	0.767	5.667	7.021	3.284	2.104	1.243	4.366	4.662	1.844	1.124	0.716	33.374
1977/78	0.756	0.530	1.252	2.125	1.762	0.854	1.458	0.818	0.606	0.425	0.327	0.270	11.185
1978/79	0.226	0.179	1.362	5.712	3.608	1.487	1.322	1.584	0.949	0.664	0.452	0.330	17.875
1979/80	1.490	0.555	0.415	0.425	1.139	0.946	1.156	1.892	0.963	0.590	0.473	0.390	10.433
1980/81	0.335	0.526	0.356	0.267	0.261	0.245	2.652	0.956	0.583	0.391	0.306	0.280	7.158
1981/82	0.212	0.175	1.786	0.694	0.813	0.509	0.376	1.173	0.473	0.706	0.505	0.468	7.890
1982/83	0.771	0.810	0.849	0.365	0.278	0.245	0.431	0.280	0.378	0.380	1.311	0.592	6.689
1983/84	0.374	0.605	0.629	0.452	0.799	1.238	0.496	3.044	1.176	0.692	0.438	0.290	10.233
1984/85	0.352	5.085	1.352	1.224	1.404	0.686	0.862	1.012	0.483	0.448	0.365	0.314	13.588
1985/86	0.231	0.342	0.327	0.984	1.008	0.571	1.271	0.602	0.399	0.305	0.279	1.066	7.383
1986/87	1.425	0.773	0.750	1.937	1.217	0.623	1.019	0.444	0.310	0.276	0.267	0.259	9.303
1987/88	1.583	1.030	2.940	5.883	1.714	1.014	13.603	6.979	10.460	4.406	2.566	1.506	53.685
1988/89	1.033	1.701	0.610	0.383	0.521	0.613	1.388	1.413	0.617	0.422	0.378	0.309	9.388
1989/90	0.234	1.363	4.345	1.922	0.844	0.519	0.643	1.478	0.896	0.520	0.406	0.406	13.577
1990/91	0.784	0.481	0.729	0.419	3.232	2.033	4.049	1.640	0.925	0.643	0.480	0.661	16.076
1991/92	1.661	0.649	0.411	0.274	0.206	0.222	0.211	0.436	1.680	0.530	0.378	0.426	7.084
1992/93	2.686	0.757	0.788	0.411	0.395	1.164	0.607	1.418	0.513	0.365	0.276	0.497	9.877
1993/94	2.336	0.726	0.507	0.690	0.658	0.365	0.285	0.560	0.331	0.302	0.310	0.429	7.499
1994/95	1.683	0.834	0.601	0.744	0.481	0.351	0.315	0.753	0.501	0.428	0.842	0.356	7.889
1995/96	0.252	0.511	2.844	5.492	2.649	1.599	1.307	1.142	0.717	0.499	0.843	0.432	18.288
1996/97	0.297	1.071	4.328	10.614	2.933	1.675	3.742	4.207	2.237	3.424	1.377	1.053	36.958
1997/98	0.639	2.791	4.455	1.457	0.865	0.557	0.890	0.806	0.719	0.437	0.336	0.321	14.273
1998/99	0.367	0.263	0.216	0.573	0.661	0.796	1.138	0.607	0.560	1.196	0.515	1.458	8.350
1999/00	1.107	0.657	0.498	0.597	0.297	0.246	1.560	0.638	0.532	0.377	0.281	0.234	7.024
2000/01	2.182	1.426	1.911	3.168	1.039	1.343	0.644	0.455	0.356	0.316	0.311	0.285	13.435
2001/02	0.398	0.410	0.241	0.264	0.194	0.386	1.125	3.019	0.943	0.572	0.970	0.851	9.372
2002/03	0.846	1.199	1.407	2.616	7.987	2.711	3.076	8.175	2.260	1.396	0.878	2.254	34.807
2003/04	3.933	4.736	2.228	1.651	1.327	4.621	9.076	7.380	2.782	1.688	1.057	3.034	43.513
2004/05	2.044	1.050	1.171	0.576	0.407	0.336	0.386	1.243	0.442	0.336	0.263	0.489	8.743
2005/06	0.562	3.693	0.933	1.043	2.286	0.957	0.743	0.539	1.403	0.683	0.447	4.095	17.382

1529. Río Huecha, azud acequia Sopez

1940/2005
(hm³)

Serie completa

	Oct	Nov	Dic	Ene	Feb	Mar	Abr	May	Jun	Jul	Ago	Sep	Total
Máximo	6,665	10,072	9,881	10,614	7,987	5,204	13,603	9,178	10,460	4,406	2,566	4,365	53,685
Mínimo	0,200	0,175	0,216	0,264	0,194	0,222	0,211	0,280	0,310	0,276	0,250	0,232	6,689
Media	1,097	1,302	1,682	2,025	1,517	1,339	1,961	1,957	1,330	0,823	0,592	0,842	16,468

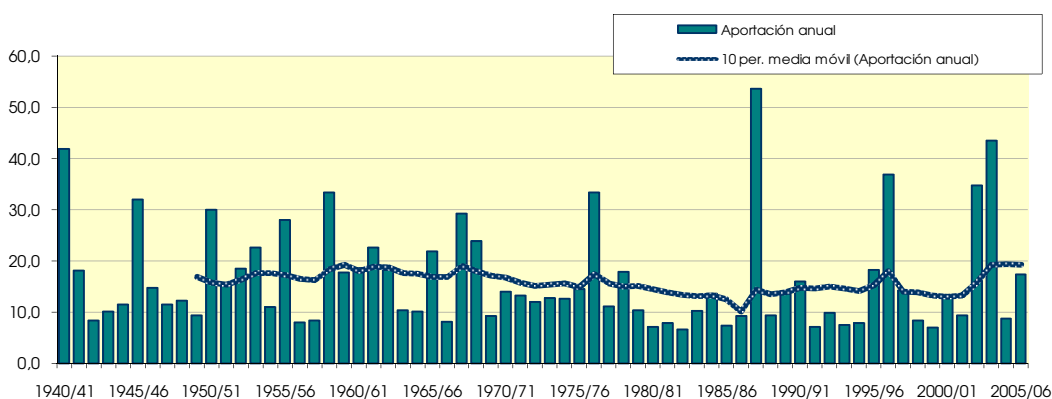
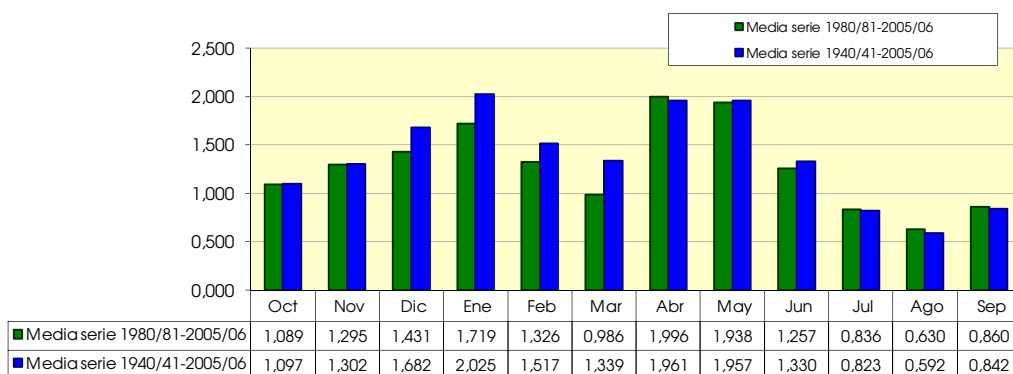
Percentil 1%	0,208	0,178	0,232	0,266	0,202	0,237	0,259	0,328	0,318	0,276	0,250	0,233	6,907
Percentil 5%	0,232	0,228	0,299	0,333	0,283	0,261	0,367	0,403	0,362	0,308	0,270	0,262	7,214
Percentil 10%	0,263	0,326	0,383	0,397	0,407	0,358	0,434	0,449	0,414	0,334	0,293	0,274	7,890
Percentil 25%	0,369	0,464	0,612	0,623	0,659	0,529	0,644	0,620	0,529	0,423	0,342	0,335	9,349
Percentil 50%	0,598	0,762	1,161	1,237	1,089	0,942	1,123	1,131	0,794	0,540	0,452	0,458	13,022
Desviación típica	1,164	1,679	1,638	2,112	1,334	1,109	2,398	2,103	1,569	0,719	0,380	0,910	10,219
Coef. variación	1,061	1,289	0,973	1,043	0,879	0,828	1,223	1,074	1,180	0,873	0,642	1,081	0,621

1980/2005
(hm³)

Serie para asignación y reserva

	Oct	Nov	Dic	Ene	Feb	Mar	Abr	May	Jun	Jul	Ago	Sep	Total
Máximo	3,933	5,085	4,455	10,614	7,987	4,621	13,603	8,175	10,460	4,406	2,566	4,095	53,685
Mínimo	0,212	0,175	0,216	0,264	0,194	0,222	0,211	0,280	0,310	0,276	0,263	0,234	6,689
Media	1,089	1,295	1,431	1,719	1,326	0,986	1,996	1,938	1,257	0,836	0,630	0,860	15,364

Percentil 1%	0,217	0,197	0,222	0,265	0,197	0,228	0,229	0,319	0,316	0,283	0,264	0,240	6,773
Percentil 5%	0,232	0,283	0,262	0,269	0,220	0,245	0,293	0,438	0,338	0,303	0,270	0,264	7,039
Percentil 10%	0,243	0,376	0,341	0,320	0,269	0,246	0,346	0,449	0,367	0,311	0,277	0,283	7,121
Percentil 25%	0,356	0,546	0,530	0,427	0,425	0,370	0,523	0,603	0,475	0,378	0,310	0,316	7,889
Percentil 50%	0,777	0,792	0,818	0,719	0,828	0,618	0,955	1,077	0,600	0,473	0,422	0,450	9,632
Desviación típica	0,944	1,313	1,317	2,340	1,605	0,967	3,008	2,255	1,991	0,979	0,515	0,942	12,499
Coef. variación	0,866	1,014	0,920	1,361	1,210	0,981	1,507	1,163	1,584	1,171	0,817	1,095	0,814



1536. Río Huecha, azud acequia Marbandón y Luchan

1940/2005
(hm³)

Serie completa

	Oct	Nov	Dic	Ene	Feb	Mar	Abr	May	Jun	Jul	Ago	Sep	Total
Máximo	6,806	10,991	10,159	10,945	8,244	5,337	14,165	9,472	11,109	4,869	2,835	4,544	57,002
Mínimo	0,220	0,193	0,237	0,285	0,214	0,243	0,232	0,309	0,343	0,304	0,276	0,256	7,167
Media	1,159	1,382	1,759	2,111	1,605	1,425	2,069	2,075	1,434	0,901	0,650	0,901	17,469

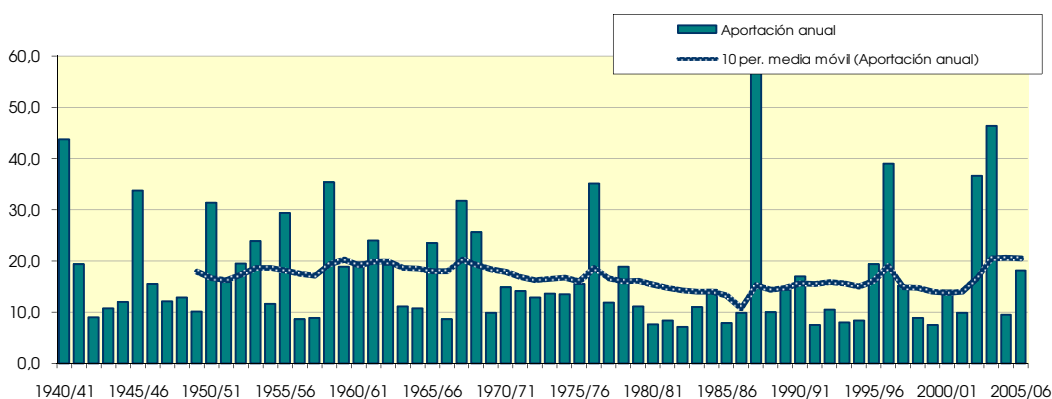
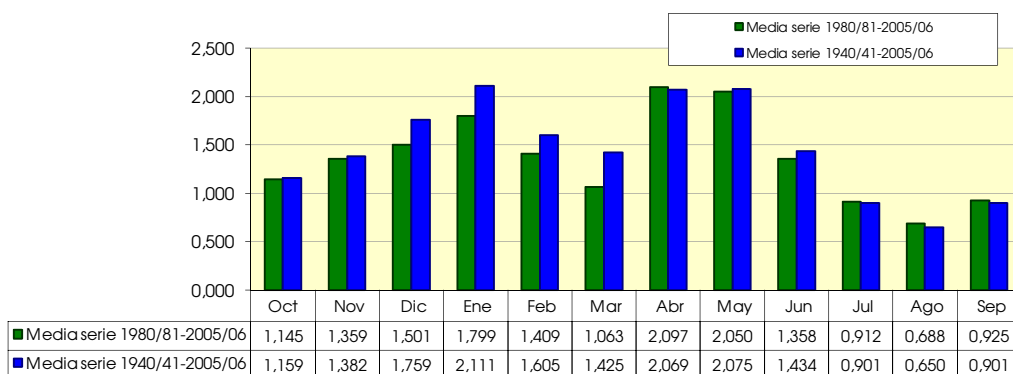
Percentil 1%	0,229	0,196	0,256	0,292	0,223	0,261	0,286	0,362	0,350	0,305	0,276	0,258	7,395
Percentil 5%	0,256	0,252	0,328	0,363	0,312	0,287	0,403	0,438	0,397	0,340	0,298	0,289	7,716
Percentil 10%	0,287	0,354	0,422	0,431	0,441	0,395	0,471	0,496	0,457	0,369	0,324	0,300	8,421
Percentil 25%	0,398	0,509	0,660	0,686	0,708	0,584	0,695	0,682	0,583	0,467	0,377	0,369	9,966
Percentil 50%	0,654	0,831	1,223	1,329	1,168	1,006	1,175	1,197	0,862	0,596	0,498	0,501	13,883
Desviación típica	1,199	1,779	1,674	2,160	1,377	1,158	2,497	2,198	1,660	0,781	0,416	0,952	10,788
Coef. variación	1,035	1,288	0,952	1,023	0,858	0,812	1,207	1,059	1,158	0,867	0,640	1,056	0,618

1980/2005
(hm³)

Serie para asignación y reserva

	Oct	Nov	Dic	Ene	Feb	Mar	Abr	May	Jun	Jul	Ago	Sep	Total
Máximo	4,077	5,239	4,575	10,945	8,244	4,934	14,165	8,474	11,109	4,869	2,835	4,179	57,002
Mínimo	0,234	0,193	0,237	0,285	0,214	0,243	0,232	0,309	0,343	0,304	0,291	0,258	7,167
Media	1,145	1,359	1,501	1,799	1,409	1,063	2,097	2,050	1,358	0,912	0,688	0,925	16,305

Percentil 1%	0,239	0,217	0,245	0,288	0,217	0,249	0,253	0,348	0,349	0,311	0,292	0,265	7,255
Percentil 5%	0,256	0,309	0,288	0,297	0,242	0,270	0,323	0,470	0,373	0,335	0,298	0,291	7,529
Percentil 10%	0,269	0,403	0,373	0,353	0,296	0,271	0,380	0,496	0,401	0,343	0,306	0,311	7,619
Percentil 25%	0,382	0,583	0,579	0,465	0,466	0,405	0,573	0,656	0,525	0,416	0,342	0,348	8,419
Percentil 50%	0,820	0,851	0,870	0,769	0,910	0,670	1,007	1,146	0,663	0,520	0,466	0,495	10,269
Desviación típica	0,971	1,346	1,345	2,406	1,661	1,033	3,135	2,367	2,116	1,062	0,562	0,995	13,239
Coef. variación	0,849	0,990	0,896	1,338	1,179	0,972	1,495	1,155	1,558	1,165	0,817	1,076	0,812



1540. Río Huecha acequias

1940/2005
(hm³)

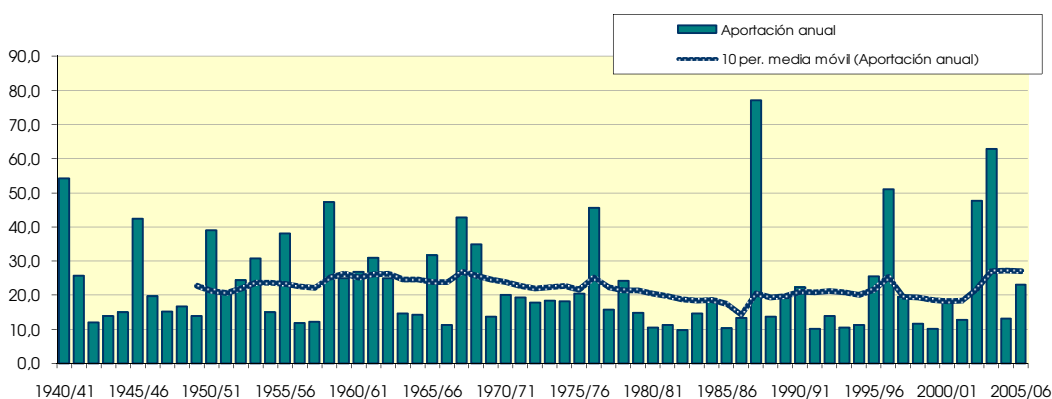
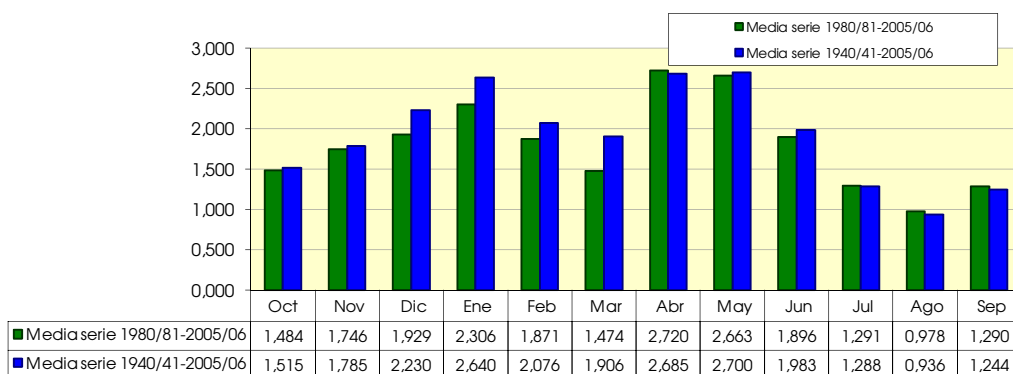
Serie completa

	Oct	Nov	Dic	Ene	Feb	Mar	Abr	May	Jun	Jul	Ago	Sep	Total
Máximo	7,651	14,006	12,592	13,861	10,164	6,889	18,660	11,634	15,209	7,136	4,153	6,008	77,216
Mínimo	0,320	0,284	0,349	0,394	0,314	0,347	0,338	0,454	0,504	0,440	0,406	0,377	9,676
Media	1,515	1,785	2,230	2,640	2,076	1,906	2,685	2,700	1,983	1,288	0,936	1,244	22,987
Percentil 1%	0,335	0,289	0,376	0,420	0,326	0,379	0,420	0,530	0,510	0,446	0,406	0,378	9,936
Percentil 5%	0,376	0,369	0,474	0,510	0,457	0,417	0,574	0,617	0,568	0,499	0,439	0,422	10,292
Percentil 10%	0,417	0,488	0,609	0,620	0,621	0,551	0,636	0,728	0,658	0,541	0,474	0,437	11,303
Percentil 25%	0,547	0,713	0,928	0,971	1,004	0,842	0,970	0,989	0,839	0,677	0,552	0,527	13,782
Percentil 50%	0,896	1,148	1,478	1,733	1,602	1,319	1,574	1,579	1,171	0,878	0,727	0,713	18,656
Desviación típica	1,456	2,183	2,020	2,588	1,678	1,503	3,169	2,748	2,219	1,098	0,597	1,286	14,129
Coef. variación	0,961	1,223	0,906	0,980	0,808	0,789	1,180	1,018	1,119	0,852	0,638	1,034	0,615

1980/2005
(hm³)

Serie para asignación y reserva

	Oct	Nov	Dic	Ene	Feb	Mar	Abr	May	Jun	Jul	Ago	Sep	Total
Máximo	5,102	6,394	5,535	13,861	10,164	6,889	18,660	10,339	15,209	7,136	4,153	6,008	77,216
Mínimo	0,343	0,284	0,349	0,394	0,314	0,347	0,338	0,454	0,504	0,440	0,427	0,379	9,676
Media	1,484	1,746	1,929	2,306	1,871	1,474	2,720	2,663	1,896	1,291	0,978	1,290	21,648
Percentil 1%	0,351	0,318	0,360	0,404	0,318	0,359	0,370	0,497	0,512	0,452	0,429	0,389	9,776
Percentil 5%	0,376	0,440	0,417	0,437	0,353	0,396	0,472	0,647	0,545	0,491	0,439	0,425	10,084
Percentil 10%	0,395	0,541	0,531	0,518	0,432	0,397	0,537	0,728	0,571	0,501	0,451	0,453	10,170
Percentil 25%	0,539	0,810	0,819	0,672	0,670	0,569	0,817	0,924	0,768	0,606	0,500	0,510	11,293
Percentil 50%	1,075	1,222	1,137	1,036	1,265	0,947	1,281	1,508	0,973	0,757	0,683	0,700	13,794
Desviación típica	1,199	1,613	1,615	2,998	2,072	1,436	4,061	3,020	2,902	1,483	0,803	1,399	17,734
Coef. variación	0,808	0,924	0,837	1,300	1,107	0,975	1,493	1,134	1,530	1,149	0,822	1,084	0,819



1545. Barranco Valdeherra (Barranco Peñazueta) alto

1940/2005

(hm³)

Serie completa

	Oct	Nov	Dic	Ene	Feb	Mar	Abr	May	Jun	Jul	Ago	Sep	Total
Máximo	0,947	1,279	1,739	1,916	1,309	1,165	2,309	1,398	2,010	0,914	0,532	0,860	9,735
Mínimo	0,040	0,036	0,045	0,044	0,040	0,041	0,043	0,058	0,064	0,055	0,052	0,048	1,029
Media	0,173	0,186	0,249	0,276	0,219	0,233	0,292	0,295	0,242	0,157	0,116	0,154	2,592

Percentil 1%	0,042	0,037	0,048	0,050	0,042	0,047	0,053	0,067	0,064	0,056	0,052	0,048	1,047
Percentil 5%	0,046	0,045	0,057	0,059	0,057	0,053	0,062	0,073	0,069	0,063	0,056	0,051	1,105
Percentil 10%	0,049	0,053	0,072	0,072	0,068	0,067	0,072	0,094	0,082	0,069	0,060	0,054	1,221
Percentil 25%	0,066	0,077	0,097	0,104	0,098	0,097	0,107	0,114	0,101	0,085	0,069	0,065	1,529
Percentil 50%	0,097	0,118	0,152	0,190	0,173	0,142	0,178	0,172	0,142	0,109	0,091	0,090	2,101
Desviación típica	0,168	0,202	0,260	0,309	0,189	0,220	0,353	0,299	0,280	0,133	0,076	0,176	1,691
Coef. variación	0,975	1,089	1,043	1,119	0,863	0,943	1,209	1,013	1,159	0,842	0,653	1,143	0,653

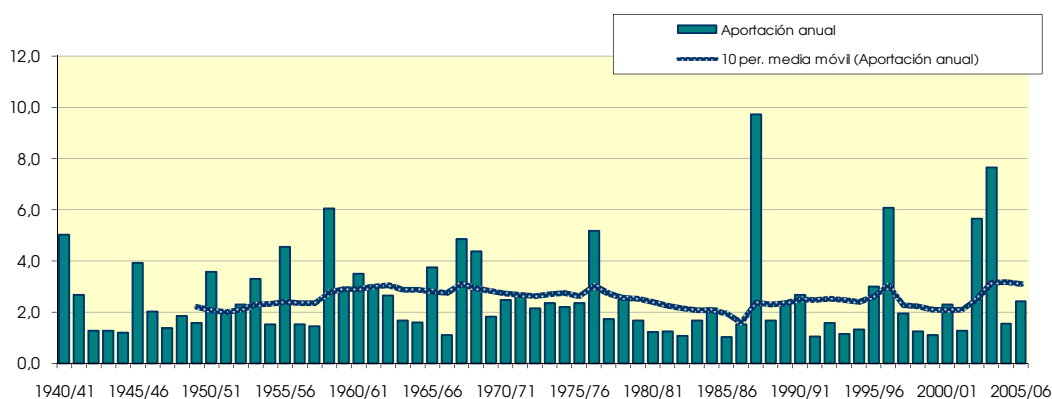
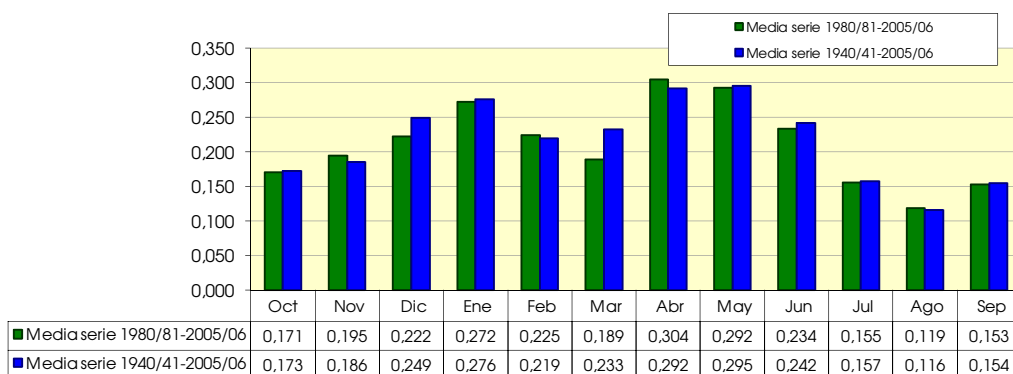
1980/2005

(hm³)

Serie para asignación y reserva

	Oct	Nov	Dic	Ene	Feb	Mar	Abr	May	Jun	Jul	Ago	Sep	Total
Máximo	0,588	0,767	0,725	1,916	1,309	1,165	2,309	1,242	2,010	0,914	0,532	0,841	9,735
Mínimo	0,044	0,036	0,045	0,044	0,040	0,041	0,043	0,058	0,064	0,055	0,055	0,048	1,029
Media	0,171	0,195	0,222	0,272	0,225	0,189	0,304	0,292	0,234	0,155	0,119	0,153	2,531

Percentil 1%	0,045	0,040	0,046	0,047	0,041	0,043	0,047	0,061	0,064	0,056	0,055	0,050	1,036
Percentil 5%	0,048	0,053	0,052	0,056	0,044	0,050	0,058	0,077	0,066	0,062	0,056	0,053	1,059
Percentil 10%	0,049	0,057	0,063	0,064	0,053	0,051	0,060	0,094	0,071	0,063	0,057	0,057	1,086
Percentil 25%	0,062	0,098	0,095	0,080	0,078	0,072	0,095	0,108	0,094	0,076	0,063	0,065	1,261
Percentil 50%	0,132	0,135	0,128	0,116	0,136	0,114	0,119	0,150	0,118	0,097	0,084	0,079	1,625
Desviación típica	0,145	0,180	0,196	0,398	0,265	0,232	0,483	0,329	0,384	0,178	0,102	0,175	2,228
Coef. variación	0,849	0,925	0,881	1,463	1,179	1,223	1,588	1,124	1,643	1,145	0,858	1,144	0,880



1546. Barranco Valdeherrera (Barranco Peñazuela) bajo

1940/2005

(hm³)

Serie completa

	Oct	Nov	Dic	Ene	Feb	Mar	Abr	May	Jun	Jul	Ago	Sep	Total
Máximo	1,272	2,106	2,147	2,420	1,628	1,599	3,397	2,038	3,071	1,659	0,965	1,470	15,213
Mínimo	0,072	0,066	0,080	0,079	0,073	0,074	0,077	0,105	0,112	0,099	0,094	0,087	1,752
Media	0,269	0,297	0,367	0,409	0,354	0,367	0,459	0,472	0,406	0,282	0,208	0,248	4,140

Percentil 1%	0,075	0,067	0,087	0,091	0,075	0,085	0,095	0,113	0,114	0,102	0,094	0,088	1,784
Percentil 5%	0,083	0,081	0,103	0,106	0,103	0,093	0,111	0,132	0,126	0,114	0,101	0,093	1,906
Percentil 10%	0,089	0,095	0,128	0,129	0,123	0,121	0,130	0,159	0,148	0,125	0,109	0,098	2,069
Percentil 25%	0,120	0,136	0,165	0,170	0,170	0,165	0,183	0,193	0,182	0,152	0,125	0,117	2,493
Percentil 50%	0,170	0,197	0,247	0,294	0,303	0,252	0,291	0,281	0,244	0,191	0,165	0,161	3,413
Desviación típica	0,230	0,307	0,325	0,389	0,263	0,295	0,519	0,449	0,432	0,239	0,136	0,253	2,598
Coef. variación	0,855	1,033	0,886	0,950	0,742	0,804	1,130	0,952	1,064	0,847	0,653	1,020	0,628

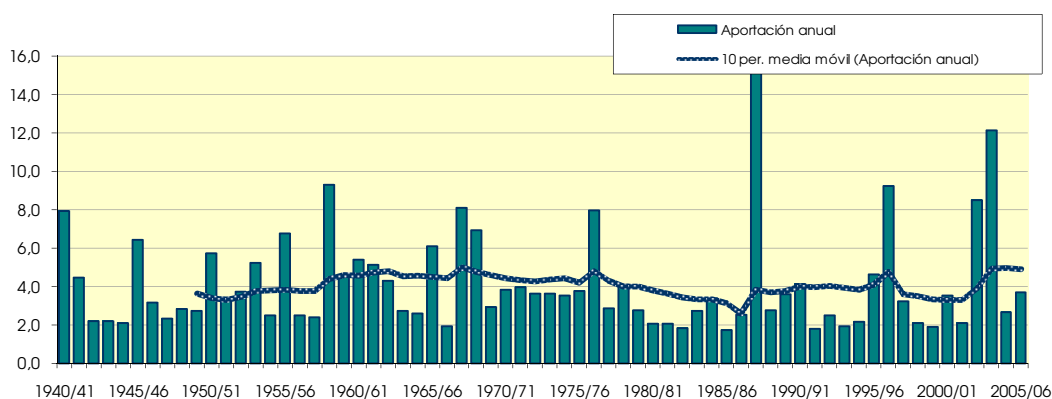
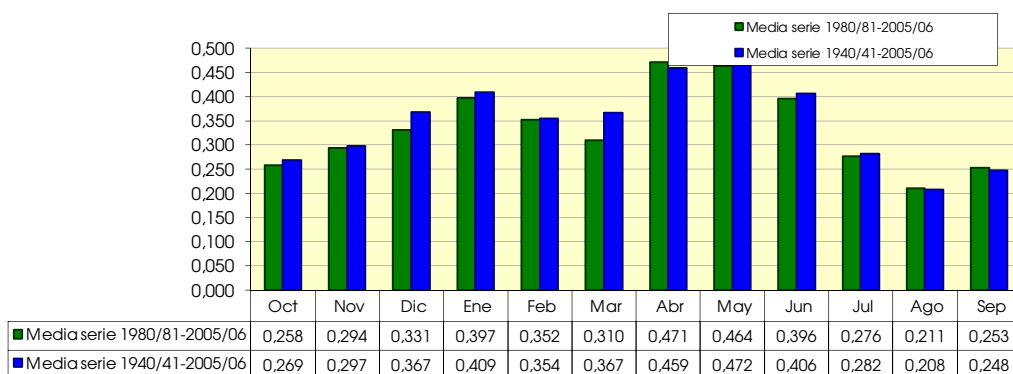
1980/2005

(hm³)

Serie para asignación y reserva

	Oct	Nov	Dic	Ene	Feb	Mar	Abr	May	Jun	Jul	Ago	Sep	Total
Máximo	0,817	0,985	0,902	2,420	1,628	1,599	3,397	2,038	3,071	1,659	0,965	1,470	15,213
Mínimo	0,079	0,066	0,080	0,079	0,073	0,074	0,077	0,105	0,112	0,099	0,099	0,088	1,752
Media	0,258	0,294	0,331	0,397	0,352	0,310	0,471	0,464	0,396	0,276	0,211	0,253	4,011

Percentil 1%	0,081	0,072	0,083	0,084	0,074	0,078	0,084	0,108	0,113	0,102	0,100	0,090	1,764
Percentil 5%	0,087	0,092	0,093	0,101	0,080	0,091	0,106	0,126	0,119	0,113	0,101	0,096	1,806
Percentil 10%	0,089	0,100	0,114	0,115	0,097	0,091	0,108	0,159	0,129	0,114	0,104	0,103	1,860
Percentil 25%	0,110	0,160	0,166	0,143	0,138	0,129	0,165	0,186	0,168	0,138	0,114	0,113	2,083
Percentil 50%	0,213	0,237	0,226	0,195	0,216	0,193	0,198	0,234	0,212	0,175	0,152	0,140	2,711
Desviación típica	0,194	0,229	0,241	0,499	0,353	0,329	0,711	0,516	0,592	0,320	0,182	0,288	3,417
Coef. variación	0,753	0,778	0,730	1,257	1,004	1,063	1,511	1,112	1,497	1,157	0,865	1,138	0,852



1548. Río Huecha en Agón

(hm ²)	Oct	Nov	Dic	Ene	Feb	Mar	Abr	May	Jun	Jul	Ago	Sep	Total
1940/41	7.673	2.332	1.484	10.288	4.547	3.999	7.781	7.055	3.268	2.728	1.551	1.679	54.384
1941/42	0,980	1,046	0,853	1,218	0,814	1,266	10,187	3,590	2,353	1,442	1,098	1,161	26,007
1942/43	0,903	1,450	1,423	1,249	0,719	0,623	1,465	0,880	0,652	1,173	0,745	0,864	12,147
1943/44	0,837	0,717	2,588	1,022	1,637	0,951	0,902	1,738	1,177	0,721	0,600	1,088	13,979
1944/45	0,762	0,915	1,446	5,249	1,498	1,241	0,848	0,663	0,678	0,727	0,588	0,442	15,055
1945/46	0,455	2,780	4,120	3,423	1,539	1,339	8,323	11,037	4,386	2,558	1,623	1,053	42,636
1946/47	0,768	0,532	0,874	0,629	6,055	2,892	1,378	2,665	1,149	0,816	0,686	1,404	19,849
1947/48	0,808	0,643	1,486	4,421	1,985	1,295	1,189	1,342	0,721	0,544	0,504	0,442	15,382
1948/49	0,538	0,357	1,485	0,709	0,759	1,159	0,763	2,083	1,308	0,928	0,734	5,916	16,738
1949/50	2,364	1,698	1,244	1,702	1,009	0,750	0,688	1,968	0,932	0,672	0,522	0,383	13,931
1950/51	0,392	0,328	5,291	7,043	4,444	2,890	5,637	3,535	4,002	2,531	1,546	1,562	39,201
1951/52	2,157	1,812	3,404	2,259	2,291	2,282	2,190	1,260	0,865	0,867	0,711	0,566	20,664
1952/53	0,450	0,487	1,071	4,757	1,017	0,694	1,645	0,825	7,944	2,882	1,760	1,112	24,646
1953/54	4,222	1,674	2,934	2,818	2,334	4,423	1,914	3,453	3,586	1,783	1,117	0,732	30,991
1954/55	0,540	0,614	0,476	1,513	3,873	2,145	1,263	1,145	1,192	0,956	0,757	0,612	15,086
1955/56	1,411	0,741	2,222	2,681	1,079	6,591	3,185	11,662	3,703	2,206	1,449	1,300	38,229
1956/57	0,844	1,018	0,573	0,488	0,583	0,487	0,667	1,454	2,706	1,506	1,017	0,709	12,051
1957/58	0,907	0,587	0,444	2,460	1,286	1,536	1,037	0,920	1,048	0,683	0,582	0,759	12,248
1958/59	0,619	0,611	12,633	3,146	2,083	4,302	4,032	6,969	5,039	3,138	1,867	3,241	47,679
1959/60	2,288	2,231	5,146	3,132	3,437	3,269	1,704	1,202	0,947	0,703	0,549	0,520	25,130
1960/61	6,209	2,823	4,328	2,964	1,588	1,061	1,098	1,262	0,871	0,726	0,619	3,491	27,038
1961/62	1,765	9,269	2,850	3,316	3,143	2,620	2,587	1,631	1,254	0,888	0,725	1,196	31,244
1962/63	3,437	1,740	1,518	4,984	3,115	2,811	2,346	1,402	1,206	0,818	0,647	1,151	25,174
1963/64	0,705	1,267	2,959	1,007	2,186	1,957	1,411	0,954	0,759	0,641	0,538	0,471	14,857
1964/65	0,434	0,668	1,893	1,673	1,703	3,423	1,505	1,000	0,699	0,527	0,413	0,531	14,468
1965/66	4,070	4,476	2,636	4,237	4,940	2,447	3,017	2,149	1,535	1,031	0,758	0,635	31,930
1966/67	0,976	2,756	1,171	1,308	1,099	0,787	0,904	0,624	0,522	0,458	0,414	0,434	11,453
1967/68	0,991	14,151	4,363	2,652	1,867	5,309	5,278	3,527	2,082	1,323	0,972	0,705	43,220
1968/69	0,514	1,407	4,101	2,060	1,917	2,481	9,785	4,433	3,186	2,116	1,347	2,015	35,361
1969/70	2,463	1,211	0,951	3,104	1,520	1,002	0,716	0,580	0,849	0,606	0,518	0,401	13,921
1970/71	0,325	0,469	0,945	1,541	0,747	0,661	2,570	5,047	3,420	2,130	1,378	0,973	20,206
1971/72	0,728	0,825	0,945	1,438	2,631	2,650	1,431	1,056	1,041	0,804	0,612	5,380	19,540
1972/73	3,267	3,027	2,404	1,833	1,023	0,675	0,581	0,622	1,596	1,263	0,978	0,731	18,001
1973/74	0,650	1,319	1,131	1,075	1,239	5,559	2,516	1,603	1,099	0,886	0,837	0,693	18,608
1974/75	0,561	1,296	0,683	0,600	1,766	1,016	1,636	4,281	2,467	1,466	1,373	1,228	18,373
1975/76	0,728	0,757	2,742	1,141	2,235	1,263	5,552	2,362	1,508	0,969	0,815	0,619	20,691
1976/77	0,814	1,031	6,931	9,227	4,789	3,186	1,979	5,481	6,442	3,018	1,835	1,170	45,904
1977/78	1,151	0,863	1,672	2,757	2,336	1,318	1,947	1,280	0,963	0,699	0,540	0,450	15,977
1978/79	0,374	0,297	1,581	7,095	4,631	2,236	1,913	2,389	1,558	1,073	0,738	0,543	24,428
1979/80	1,858	0,866	0,658	0,629	1,483	1,408	1,656	2,562	1,509	0,966	0,775	0,645	15,014
1980/81	0,546	0,793	0,579	0,443	0,424	0,406	3,362	1,501	0,956	0,642	0,499	0,446	10,595
1981/82	0,349	0,289	2,143	1,050	1,268	0,838	0,623	1,545	0,778	1,029	0,792	0,713	11,417
1982/83	1,068	1,105	1,139	0,600	0,456	0,405	0,617	0,463	0,574	0,617	1,784	0,974	9,802
1983/84	0,612	0,909	0,906	0,696	1,082	1,647	0,806	3,991	1,857	1,132	0,716	0,475	14,829
1984/85	0,511	6,421	2,170	1,783	1,901	1,084	1,196	1,396	0,794	0,703	0,604	0,520	19,085
1985/86	0,380	0,501	0,503	1,205	1,291	0,856	1,605	0,924	0,662	0,508	0,463	1,456	10,353
1986/87	2,108	1,228	1,075	2,445	1,706	1,002	1,351	0,724	0,510	0,448	0,447	0,431	13,474
1987/88	1,962	1,518	4,112	7,558	2,744	1,649	18,796	10,266	15,287	7,165	4,168	2,450	77,675
1988/89	1,634	2,269	0,993	0,625	0,766	0,903	1,851	1,990	1,010	0,694	0,633	0,513	13,880
1989/90	0,387	1,898	5,552	2,717	1,369	0,846	0,958	1,953	1,349	0,854	0,666	0,645	19,193
1990/91	1,103	0,777	0,997	0,647	3,961	2,758	5,367	2,562	1,507	1,061	0,787	1,010	22,536
1991/92	2,040	0,979	0,664	0,448	0,337	0,353	0,346	0,633	2,099	0,872	0,627	0,785	10,183
1992/93	3,504	1,242	1,152	0,673	0,598	1,425	0,885	1,830	0,844	0,600	0,456	0,708	13,918
1993/94	2,802	1,107	0,802	0,969	0,937	0,600	0,472	0,814	0,547	0,500	0,513	0,644	10,708
1994/95	2,223	1,254	0,928	1,042	0,738	0,568	0,505	1,035	0,780	0,677	1,112	0,580	11,443
1995/96	0,414	0,689	3,569	6,953	3,835	2,517	2,054	1,733	1,158	0,815	1,184	0,710	25,632
1996/97	0,487	1,313	5,395	13,925	4,728	2,714	5,053	5,859	3,454	4,510	2,211	1,627	51,276
1997/98	1,037	3,393	5,367	2,200	1,385	0,909	1,226	1,165	1,091	0,716	0,553	0,519	19,561
1998/99	0,553	0,428	0,355	0,812	0,890	1,113	1,573	0,973	0,849	1,593	0,845	1,838	11,822
1999/00	1,507	1,007	0,776	0,844	0,486	0,402	1,862	1,004	0,858	0,617	0,463	0,386	10,211
2000/01	2,797	2,011	2,559	4,180	1,683	1,882	1,051	0,750	0,587	0,515	0,510	0,478	19,003
2001/02	0,573	0,593	0,397	0,399	0,319	0,547	1,387	3,674	1,451	0,938	1,327	1,210	12,814
2002/03	1,207	1,634	1,942	3,312	10,191	4,206	4,492	10,354	3,663	2,273	1,435	3,098	47,808
2003/04	5,135	6,206	3,260	2,394	2,170	6,927	11,993	10,091	4,527	2,749	1,723	6,177	63,351
2004/05	3,187	1,719	1,721	0,940	0,657	0,532	0,585	1,582	0,732	0,555	0,435	0,674	13,319
2005/06	0,795	4,431	1,432	1,447	3,043	1,527	1,178	0,859	1,761	1,061	0,733	4,921	23,187

1548. Río Huecha en Agón

1940/2005
(hm³)

Serie completa

	Oct	Nov	Dic	Ene	Feb	Mar	Abr	May	Jun	Jul	Ago	Sep	Total
Máximo	7,673	14,151	12,633	13,925	10,191	6,927	18,796	11,662	15,287	7,165	4,168	6,177	77,675
Mínimo	0,325	0,289	0,355	0,399	0,319	0,353	0,346	0,463	0,510	0,448	0,413	0,383	9,802
Media	1,528	1,800	2,245	2,654	2,090	1,918	2,703	2,718	1,999	1,300	0,947	1,257	23,159

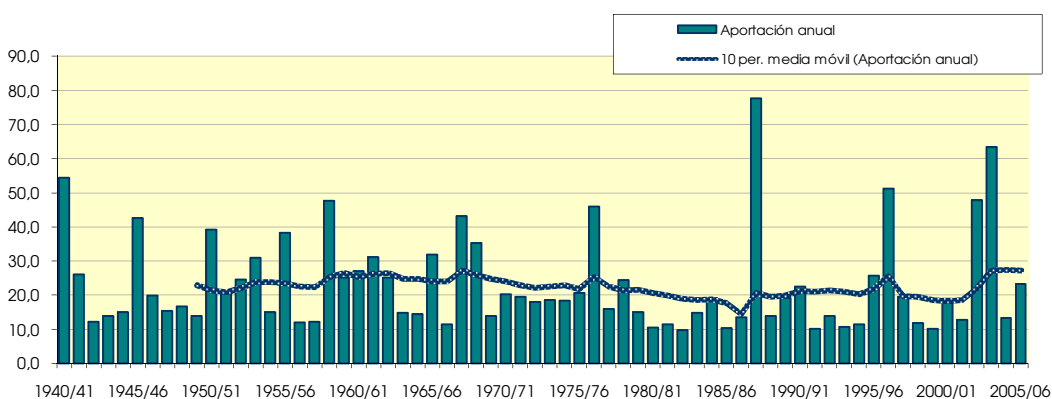
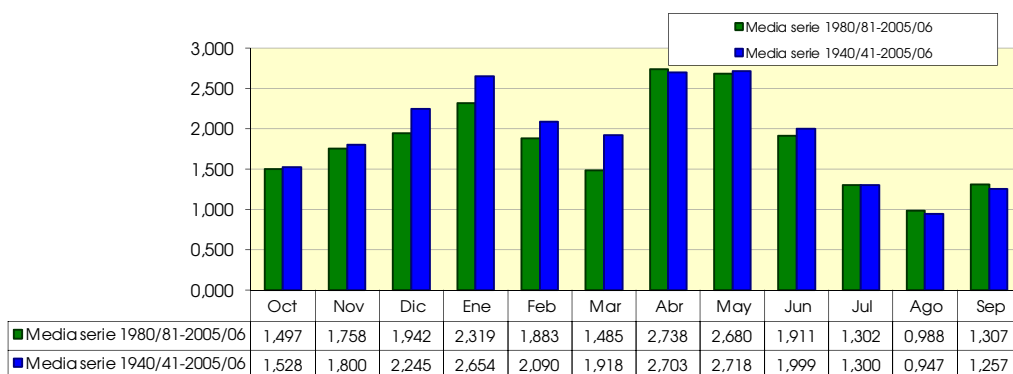
Percentil 1%	0,340	0,294	0,382	0,427	0,331	0,385	0,428	0,539	0,518	0,455	0,414	0,385	10,050
Percentil 5%	0,382	0,375	0,483	0,516	0,464	0,426	0,582	0,626	0,577	0,509	0,449	0,431	10,414
Percentil 10%	0,424	0,494	0,618	0,627	0,628	0,558	0,645	0,737	0,670	0,550	0,481	0,444	11,430
Percentil 25%	0,555	0,723	0,945	0,979	1,011	0,848	0,978	1,001	0,849	0,686	0,560	0,534	13,890
Percentil 50%	0,905	1,159	1,485	1,743	1,612	1,329	1,589	1,593	1,184	0,887	0,736	0,722	18,806
Desviación típica	1,464	2,199	2,026	2,596	1,683	1,508	3,190	2,759	2,230	1,102	0,599	1,299	14,197
Coef. variación	0,958	1,222	0,903	0,978	0,806	0,786	1,180	1,015	1,116	0,847	0,632	1,033	0,613

1980/2005
(hm³)

Serie para asignación y reserva

	Oct	Nov	Dic	Ene	Feb	Mar	Abr	May	Jun	Jul	Ago	Sep	Total
Máximo	5,135	6,421	5,552	13,925	10,191	6,927	18,796	10,354	15,287	7,165	4,168	6,177	77,675
Mínimo	0,349	0,289	0,355	0,399	0,319	0,353	0,346	0,463	0,510	0,448	0,435	0,386	9,802
Media	1,497	1,758	1,942	2,319	1,883	1,485	2,738	2,680	1,911	1,302	0,988	1,307	21,811

Percentil 1%	0,357	0,324	0,365	0,410	0,323	0,365	0,377	0,506	0,520	0,461	0,438	0,397	9,897
Percentil 5%	0,382	0,446	0,424	0,444	0,359	0,403	0,480	0,656	0,554	0,502	0,449	0,434	10,190
Percentil 10%	0,400	0,547	0,541	0,524	0,440	0,405	0,545	0,737	0,580	0,511	0,459	0,460	10,282
Percentil 25%	0,548	0,822	0,828	0,678	0,677	0,576	0,826	0,936	0,779	0,617	0,511	0,519	11,424
Percentil 50%	1,086	1,235	1,146	1,046	1,279	0,956	1,288	1,523	0,983	0,766	0,691	0,709	13,899
Desviación típica	1,208	1,617	1,620	3,011	2,078	1,443	4,086	3,031	2,915	1,487	0,805	1,424	17,822
Coef. variación	0,807	0,920	0,834	1,298	1,103	0,972	1,492	1,131	1,525	1,142	0,815	1,089	0,817



1549. Río Huecha bajo

1940/2005
(hm³)

Serie completa

	Oct	Nov	Dic	Ene	Feb	Mar	Abr	May	Jun	Jul	Ago	Sep	Total
Máximo	7,936	18,232	13,436	14,979	10,798	8,094	21,241	12,927	16,646	7,346	4,267	10,458	83,929
Mínimo	0,351	0,314	0,385	0,423	0,342	0,384	0,377	0,503	0,542	0,487	0,442	0,410	10,586
Media	1,644	1,987	2,364	2,796	2,196	2,043	2,951	2,948	2,143	1,373	1,008	1,427	24,880

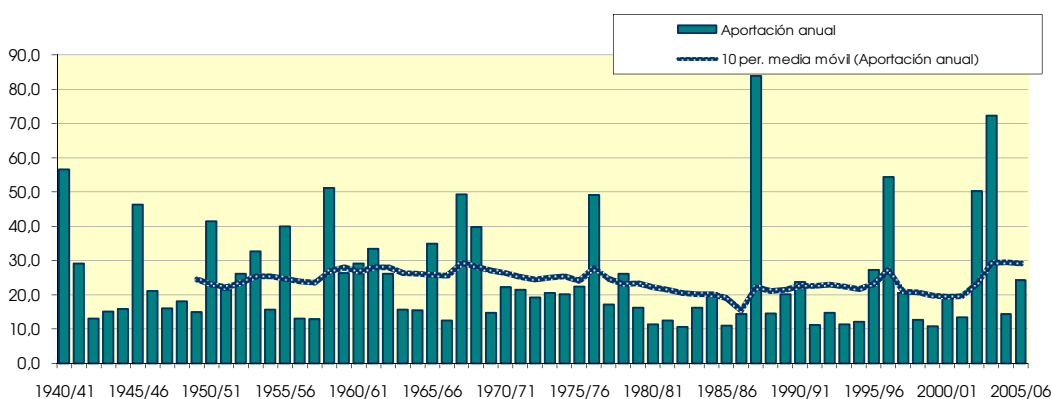
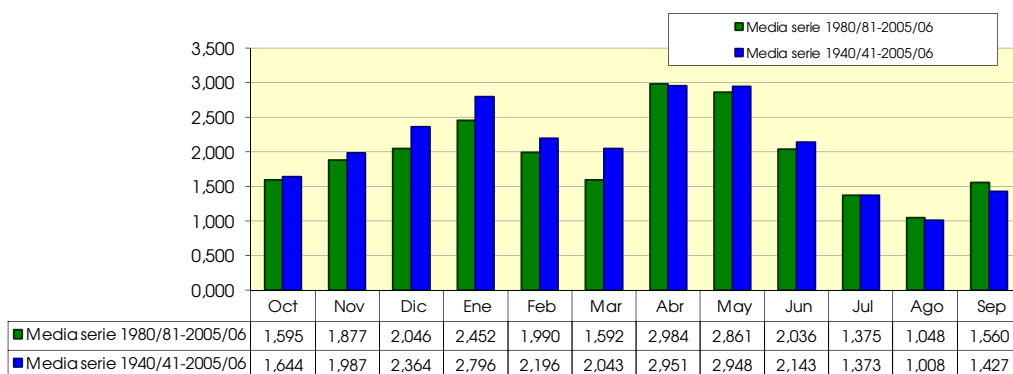
Percentil 1%	0,366	0,319	0,411	0,454	0,353	0,414	0,462	0,580	0,554	0,494	0,449	0,414	10,725
Percentil 5%	0,409	0,402	0,520	0,542	0,494	0,467	0,622	0,696	0,631	0,558	0,494	0,469	11,292
Percentil 10%	0,455	0,533	0,665	0,660	0,659	0,591	0,702	0,784	0,722	0,589	0,521	0,478	12,290
Percentil 25%	0,598	0,791	1,011	1,016	1,044	0,918	1,036	1,056	0,904	0,730	0,600	0,576	14,654
Percentil 50%	0,962	1,218	1,536	1,824	1,697	1,387	1,736	1,694	1,278	0,986	0,783	0,777	20,211
Desviación típica	1,598	2,662	2,133	2,767	1,766	1,665	3,647	3,006	2,432	1,137	0,613	1,714	15,439
Coef. variación	0,972	1,340	0,902	0,990	0,804	0,815	1,236	1,020	1,135	0,828	0,608	1,201	0,621

1980/2005
(hm³)

Serie para asignación y reserva

	Oct	Nov	Dic	Ene	Feb	Mar	Abr	May	Jun	Jul	Ago	Sep	Total
Máximo	5,368	7,093	5,789	14,979	10,798	8,094	21,241	10,859	16,646	7,346	4,267	10,458	83,929
Mínimo	0,374	0,314	0,385	0,423	0,342	0,384	0,377	0,503	0,542	0,487	0,469	0,417	10,586
Media	1,595	1,877	2,046	2,452	1,990	1,592	2,984	2,861	2,036	1,375	1,048	1,560	23,413

Percentil 1%	0,382	0,350	0,395	0,435	0,346	0,396	0,410	0,552	0,554	0,502	0,475	0,431	10,640
Percentil 5%	0,409	0,480	0,454	0,473	0,388	0,433	0,518	0,715	0,599	0,551	0,494	0,475	10,858
Percentil 10%	0,427	0,585	0,588	0,559	0,483	0,445	0,586	0,784	0,632	0,559	0,497	0,487	11,161
Percentil 25%	0,590	0,922	0,876	0,711	0,713	0,613	0,870	1,008	0,823	0,661	0,559	0,567	12,201
Percentil 50%	1,170	1,299	1,196	1,114	1,375	1,006	1,336	1,616	1,033	0,807	0,760	0,765	14,707
Desviación típica	1,292	1,745	1,701	3,230	2,194	1,634	4,611	3,212	3,160	1,532	0,820	2,102	19,516
Coef. variación	0,810	0,930	0,832	1,317	1,103	1,027	1,545	1,123	1,552	1,114	0,783	1,348	0,834



1601. Embalse de las Torcas

1940/2005
(hm³)

Serie completa

	Oct	Nov	Dic	Ene	Feb	Mar	Abr	May	Jun	Jul	Ago	Sep	Total
Máximo	2,837	3,116	7,950	20,316	9,362	12,039	21,548	20,744	15,642	7,020	4,991	5,041	74,940
Mínimo	0,250	0,283	0,572	0,887	0,717	0,928	1,038	1,120	0,895	0,954	0,904	0,496	12,497
Media	0,734	0,826	1,964	3,571	2,554	3,600	4,044	4,420	3,260	2,356	1,916	1,207	30,453

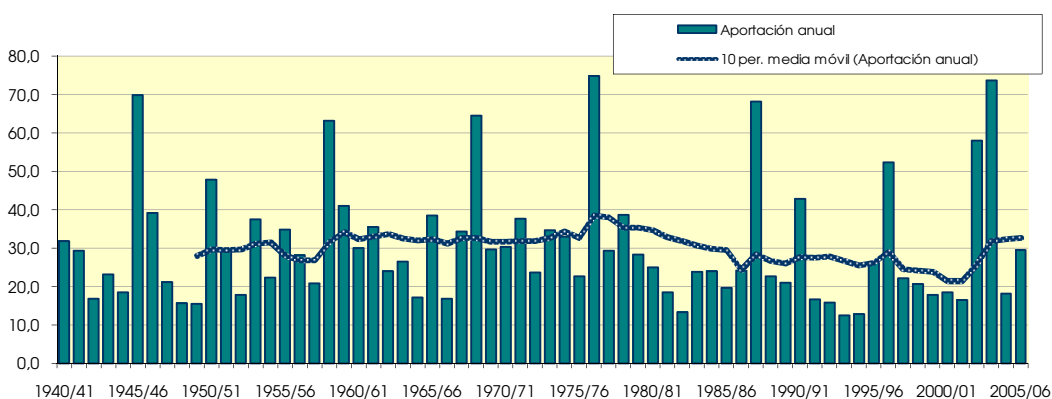
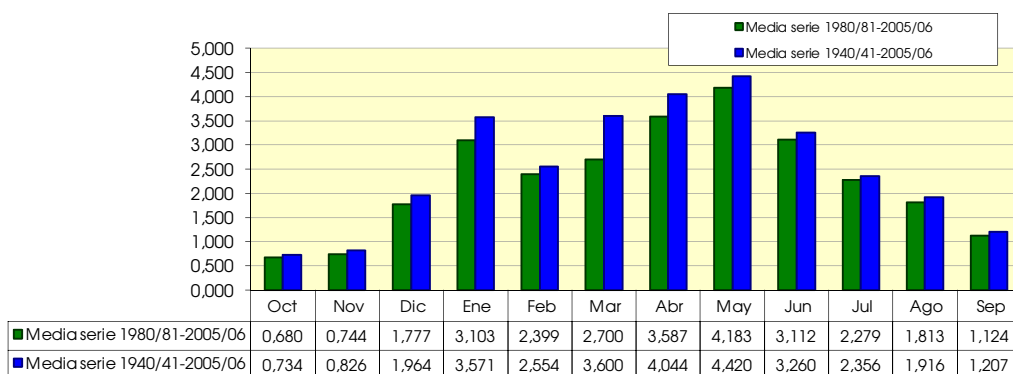
Percentil 1%	0,260	0,287	0,709	1,035	0,873	1,032	1,039	1,155	0,998	0,998	0,932	0,519	12,685
Percentil 5%	0,294	0,329	0,852	1,201	0,999	1,293	1,200	1,404	1,148	1,158	1,058	0,564	15,495
Percentil 10%	0,314	0,370	0,880	1,400	1,154	1,413	1,389	1,572	1,248	1,356	1,222	0,627	16,579
Percentil 25%	0,383	0,506	1,240	1,760	1,465	1,884	1,807	1,955	1,751	1,623	1,418	0,701	18,826
Percentil 50%	0,584	0,633	1,531	2,578	1,997	2,617	2,764	3,034	2,538	2,010	1,823	0,912	25,578
Desviación típica	0,485	0,589	1,353	3,105	1,545	2,513	3,938	4,167	2,426	1,133	0,756	0,787	15,576
Coef. variación	0,661	0,713	0,689	0,870	0,605	0,698	0,974	0,943	0,744	0,481	0,395	0,652	0,511

1980/2005
(hm³)

Serie para asignación y reserva

	Oct	Nov	Dic	Ene	Feb	Mar	Abr	May	Jun	Jul	Ago	Sep	Total
Máximo	1,772	2,523	7,950	15,211	6,740	9,713	16,821	17,598	15,642	7,020	3,922	3,017	73,653
Mínimo	0,250	0,283	0,572	0,887	0,717	0,928	1,040	1,120	0,895	0,954	0,904	0,573	12,497
Media	0,680	0,744	1,777	3,103	2,399	2,700	3,587	4,183	3,112	2,279	1,813	1,124	27,502

Percentil 1%	0,261	0,284	0,639	0,944	0,777	0,968	1,053	1,183	0,949	0,971	0,915	0,582	12,569
Percentil 5%	0,294	0,307	0,843	1,133	0,961	1,148	1,118	1,404	1,121	1,043	0,995	0,611	12,936
Percentil 10%	0,304	0,371	0,861	1,207	1,051	1,349	1,211	1,553	1,153	1,138	1,172	0,627	14,635
Percentil 25%	0,345	0,527	0,957	1,419	1,310	1,624	1,468	1,665	1,686	1,508	1,276	0,682	17,981
Percentil 50%	0,640	0,605	1,505	2,159	1,740	2,271	2,079	2,658	2,299	1,741	1,543	0,796	21,594
Desviación típica	0,388	0,440	1,388	2,976	1,517	1,966	3,821	4,453	3,020	1,429	0,807	0,594	16,948
Coef. variación	0,571	0,591	0,781	0,959	0,632	0,728	1,065	1,065	0,970	0,627	0,445	0,529	0,616



1602. Embalse de Mezalocha

1940/2005
(hm³)

Serie completa

	Oct	Nov	Dic	Ene	Feb	Mar	Abr	May	Jun	Jul	Ago	Sep	Total
Máximo	4,241	3,470	8,720	21,557	9,756	12,953	24,040	22,190	16,566	7,628	5,231	6,365	83,803
Mínimo	0,398	0,457	0,757	1,065	0,890	1,097	1,195	1,286	1,054	1,115	1,069	0,697	14,465
Media	1,045	1,106	2,259	3,896	2,827	3,888	4,421	4,810	3,583	2,648	2,198	1,508	34,187

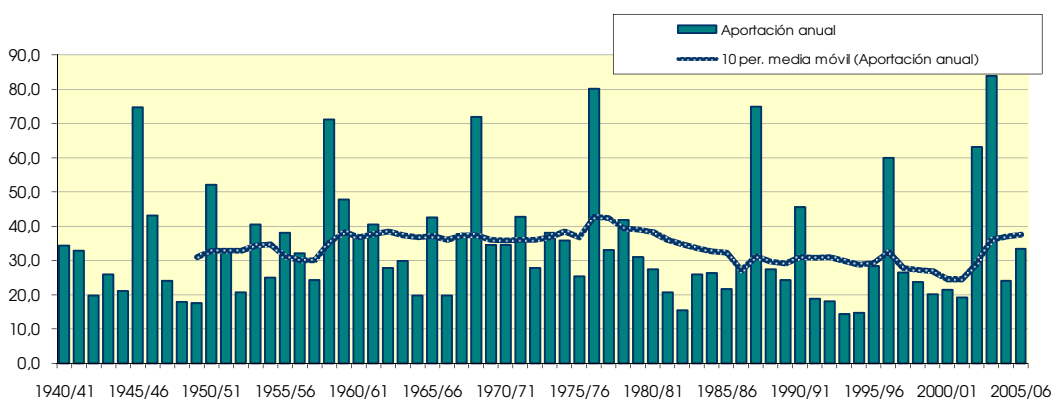
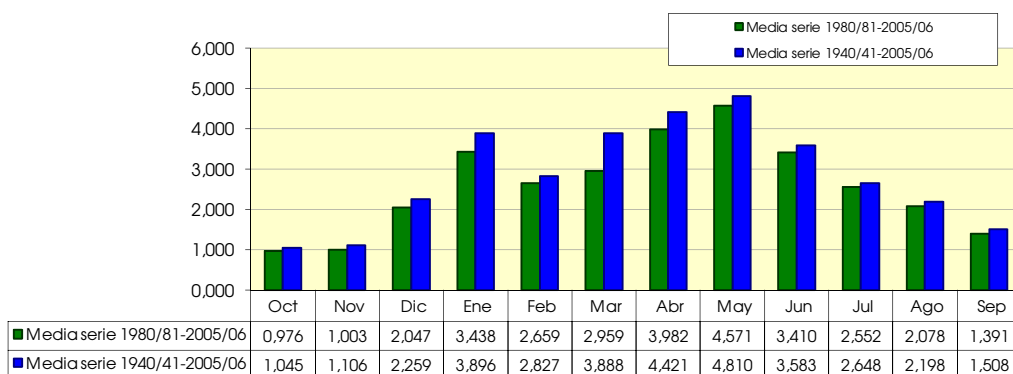
Percentil 1%	0,417	0,465	0,902	1,249	1,036	1,194	1,211	1,351	1,192	1,155	1,098	0,709	14,626
Percentil 5%	0,458	0,522	1,034	1,394	1,187	1,491	1,362	1,582	1,337	1,346	1,252	0,736	17,679
Percentil 10%	0,500	0,623	1,075	1,559	1,382	1,592	1,566	1,791	1,460	1,547	1,402	0,796	19,086
Percentil 25%	0,652	0,704	1,483	1,987	1,664	2,213	2,103	2,199	1,997	1,871	1,612	0,960	22,215
Percentil 50%	0,861	0,889	1,906	2,828	2,217	3,015	3,029	3,250	2,780	2,297	2,065	1,158	28,122
Desviación típica	0,633	0,650	1,462	3,342	1,596	2,610	4,303	4,453	2,572	1,231	0,829	0,934	16,858
Coef. variación	0,606	0,588	0,647	0,858	0,565	0,671	0,973	0,926	0,718	0,465	0,377	0,619	0,493

1980/2005
(hm³)

Serie para asignación y reserva

	Oct	Nov	Dic	Ene	Feb	Mar	Abr	May	Jun	Jul	Ago	Sep	Total
Máximo	2,039	2,817	8,720	17,573	6,993	10,493	19,565	19,106	16,566	7,628	4,479	3,277	83,803
Mínimo	0,398	0,469	0,757	1,065	0,890	1,097	1,195	1,286	1,054	1,115	1,069	0,725	14,465
Media	0,976	1,003	2,047	3,438	2,659	2,959	3,982	4,571	3,410	2,552	2,078	1,391	31,065

Percentil 1%	0,412	0,470	0,821	1,136	0,946	1,135	1,212	1,347	1,107	1,130	1,081	0,740	14,527
Percentil 5%	0,458	0,486	1,018	1,353	1,126	1,306	1,283	1,592	1,283	1,201	1,170	0,786	14,890
Percentil 10%	0,478	0,594	1,042	1,397	1,228	1,511	1,376	1,791	1,341	1,307	1,365	0,796	16,763
Percentil 25%	0,537	0,714	1,157	1,583	1,494	1,815	1,635	1,862	1,892	1,731	1,558	0,863	20,370
Percentil 50%	0,952	0,838	1,817	2,631	2,181	2,439	2,388	2,851	2,511	1,950	1,811	1,071	25,110
Desviación típica	0,491	0,486	1,499	3,347	1,562	2,057	4,310	4,811	3,191	1,552	0,923	0,664	18,652
Coef. variación	0,503	0,484	0,733	0,973	0,588	0,695	1,082	1,053	0,936	0,608	0,444	0,477	0,600



1604. Río Huerva alto (en Cerveruela)

(hm ²)	Oct	Nov	Dic	Ene	Feb	Mar	Abr	May	Jun	Jul	Ago	Sep	Total
1940/41	0.391	0.283	0.497	4.623	1.525	2.506	3.865	3.620	2.281	1.527	1.427	0.695	23.242
1941/42	0.286	0.352	0.849	1.520	1.361	1.811	6.337	2.393	1.954	1.241	1.239	0.712	20.054
1942/43	0.374	0.350	0.720	1.218	0.764	1.534	1.206	1.197	0.827	1.718	1.047	0.677	11.633
1943/44	0.293	0.247	2.087	1.301	1.102	1.031	1.095	3.001	3.176	1.653	1.088	0.604	16.679
1944/45	0.479	0.443	0.998	2.279	1.101	1.442	0.939	1.105	1.256	1.041	0.954	0.363	12.398
1945/46	0.163	0.771	1.377	3.107	1.411	5.062	12.699	15.161	6.419	3.280	1.850	0.792	52.091
1946/47	0.342	0.424	1.127	3.099	7.226	4.791	2.242	3.447	2.238	1.768	1.400	1.148	29.250
1947/48	0.589	0.440	0.769	3.222	1.477	1.409	1.454	1.400	1.057	0.852	0.734	0.391	13.795
1948/49	0.183	0.198	0.491	0.772	0.591	1.050	0.652	2.064	1.146	1.168	0.857	1.544	10.717
1949/50	0.479	0.410	0.776	0.964	0.621	0.757	1.309	1.933	1.302	0.919	0.675	0.319	10.465
1950/51	0.158	0.198	3.180	5.572	3.178	5.008	6.156	4.496	2.979	1.982	1.397	1.338	35.643
1951/52	1.069	0.653	1.274	2.803	1.841	2.250	2.347	1.508	1.106	2.938	1.544	0.546	19.877
1952/53	0.226	0.301	0.888	1.221	0.672	0.777	1.285	0.772	2.780	1.426	1.064	0.459	11.872
1953/54	0.478	0.299	1.128	1.122	0.885	5.161	2.439	7.984	4.605	2.366	1.310	0.525	28.302
1954/55	0.237	0.341	0.660	3.605	1.885	1.558	1.274	1.401	1.675	1.204	1.582	0.634	16.055
1955/56	0.306	0.347	1.490	1.769	0.942	3.364	2.943	7.070	3.392	1.883	1.505	0.845	25.856
1956/57	0.357	0.544	0.784	1.111	0.772	1.000	1.528	2.254	5.897	2.335	1.366	0.562	18.510
1957/58	1.003	0.697	0.821	2.428	1.044	1.871	1.295	1.256	1.255	0.964	0.829	0.460	13.923
1958/59	0.211	0.457	4.472	2.885	2.845	9.889	5.827	8.561	4.913	2.993	1.710	2.351	47.115
1959/60	1.071	1.067	2.699	4.493	3.661	5.884	2.951	2.243	1.560	1.494	1.041	0.555	28.720
1960/61	1.930	0.848	3.530	4.059	1.749	1.514	1.550	1.330	0.975	1.042	0.938	0.767	20.229
1961/62	0.471	2.037	1.792	3.637	3.235	3.011	3.091	2.309	2.022	1.408	1.069	1.051	25.133
1962/63	0.787	0.615	0.971	2.066	1.791	2.138	2.071	1.284	1.054	1.000	0.816	1.489	16.081
1963/64	0.418	0.968	1.431	1.499	2.862	3.094	2.228	1.850	1.909	1.406	0.921	0.438	19.024
1964/65	0.209	0.263	1.005	1.559	1.263	2.264	1.333	1.025	0.767	0.839	0.620	0.316	11.464
1965/66	1.052	0.745	1.353	6.324	4.218	2.861	2.574	3.272	2.081	1.412	1.035	0.496	27.425
1966/67	1.094	0.698	0.896	1.757	1.140	1.200	0.957	0.808	0.609	0.690	0.590	0.288	10.728
1967/68	0.226	1.975	1.942	1.495	1.724	6.939	4.150	2.493	1.481	1.138	0.917	0.424	24.903
1968/69	0.204	2.259	2.377	3.432	2.607	6.045	13.700	5.347	3.642	2.345	1.522	1.801	45.281
1969/70	0.737	0.497	1.671	4.777	2.184	2.695	1.496	1.349	2.050	1.204	0.874	0.386	19.919
1970/71	0.204	0.201	0.560	0.921	0.686	1.089	4.070	5.528	3.403	2.312	1.377	0.563	20.915
1971/72	0.263	0.461	3.781	3.112	2.204	3.157	1.919	1.758	1.943	1.200	1.713	3.188	24.699
1972/73	0.789	0.559	0.895	1.364	1.039	1.079	1.010	1.205	3.728	1.845	1.202	0.522	15.239
1973/74	0.216	0.219	0.934	1.051	1.086	8.121	4.772	2.900	1.717	1.189	1.709	0.590	24.505
1974/75	0.351	0.552	0.658	0.892	0.718	2.266	3.870	4.455	3.403	1.861	3.709	1.225	23.961
1975/76	0.348	0.289	1.305	1.419	1.643	1.692	2.561	1.819	1.033	0.880	1.430	0.473	14.891
1976/77	0.433	0.338	1.933	14.333	3.742	6.444	3.100	11.242	6.881	3.667	2.107	0.802	55.019
1977/78	0.369	0.402	0.945	1.801	1.475	2.752	2.580	2.995	3.169	1.661	1.147	0.511	19.808
1978/79	0.234	0.199	0.981	4.074	2.183	3.614	4.204	6.128	2.497	1.956	1.357	0.966	28.393
1979/80	1.312	1.324	0.959	1.825	2.240	2.468	1.499	3.801	1.850	1.396	1.050	0.497	20.223
1980/81	0.255	0.501	1.416	1.155	0.781	0.839	7.015	2.032	1.592	0.931	0.731	0.425	17.674
1981/82	0.188	0.165	1.002	1.043	1.317	1.065	0.837	2.547	1.463	1.144	1.260	0.439	12.470
1982/83	0.546	0.408	0.722	0.930	0.658	0.833	0.786	0.760	0.881	0.778	0.948	0.389	8.641
1983/84	0.171	0.370	0.555	0.937	0.964	1.440	1.040	5.818	2.416	1.316	0.843	0.357	16.227
1984/85	0.166	1.686	1.669	2.020	1.992	1.710	1.260	2.212	1.310	1.428	0.896	0.419	16.769
1985/86	0.198	0.223	0.583	0.853	1.713	1.570	2.033	2.016	1.314	0.904	0.750	1.190	13.347
1986/87	0.643	0.391	0.777	3.690	2.486	1.895	1.179	1.483	1.023	1.051	0.903	0.411	15.934
1987/88	0.424	0.693	1.578	5.752	2.272	1.562	8.146	7.827	11.631	5.433	2.557	0.884	48.759
1988/89	0.382	0.571	0.792	1.234	0.928	1.475	1.984	2.139	1.619	1.090	1.133	0.494	13.842
1989/90	0.206	0.536	1.392	2.257	0.913	0.905	1.122	1.078	2.436	1.037	1.331	1.058	14.271
1990/91	0.751	0.982	2.330	3.461	5.498	5.009	6.091	3.433	1.702	1.608	1.106	2.242	34.212
1991/92	0.596	0.404	0.822	1.208	0.727	1.053	0.756	1.159	1.556	1.249	0.868	0.402	10.798
1992/93	1.306	0.399	1.134	0.849	0.902	0.850	0.871	1.006	0.736	0.663	0.552	0.874	10.143
1993/94	0.637	0.340	0.578	0.694	1.221	0.826	0.777	0.989	0.569	0.607	0.583	0.429	8.251
1994/95	0.567	0.368	0.546	0.934	0.583	0.648	0.647	1.251	0.773	0.656	1.258	0.376	8.607
1995/96	0.150	0.404	1.588	3.500	3.314	2.306	1.589	1.704	1.070	1.013	1.229	0.420	18.285
1996/97	0.179	0.607	5.139	10.453	3.058	2.032	2.234	3.137	2.806	2.402	2.677	0.794	35.517
1997/98	0.325	0.435	1.715	1.458	1.059	1.030	1.811	2.328	1.915	1.015	0.898	0.408	14.397
1998/99	0.221	0.233	0.446	0.623	0.728	2.176	2.026	1.294	1.600	2.795	1.066	1.058	14.266
1999/00	0.340	0.326	0.533	0.699	0.538	1.101	1.834	2.362	1.948	1.224	0.743	0.379	12.028
2000/01	0.851	0.499	0.912	2.509	1.063	1.755	0.994	1.095	0.687	0.698	0.707	0.506	12.276
2001/02	0.179	0.163	0.329	0.518	0.408	0.567	0.742	2.047	2.002	1.554	1.641	0.891	11.042
2002/03	0.514	0.425	1.430	2.608	3.800	5.505	5.059	13.119	4.948	2.795	1.909	1.304	43.416
2003/04	1.081	0.744	1.047	2.131	3.490	7.136	11.484	13.903	5.413	3.586	2.029	0.805	52.848
2004/05	0.487	0.382	0.882	1.079	0.871	0.971	0.995	1.236	1.094	0.875	0.687	0.895	10.453
2005/06	0.416	0.675	1.485	1.767	2.129	1.967	1.483	0.924	4.797	3.006	1.250	1.363	21.261

1604. Río Huerva alto (en Cerveruela)

1940/2005
(hm³)

Serie completa

	Oct	Nov	Dic	Ene	Feb	Mar	Abr	May	Jun	Jul	Ago	Sep	Total
Máximo	1,930	2,259	5,139	14,333	7,226	9,889	13,700	15,161	11,631	5,433	3,709	3,188	55,019
Mínimo	0,150	0,163	0,329	0,518	0,408	0,567	0,647	0,760	0,569	0,607	0,552	0,288	8,251
Media	0,487	0,564	1,340	2,498	1,789	2,588	2,839	3,252	2,384	1,607	1,231	0,781	21,360

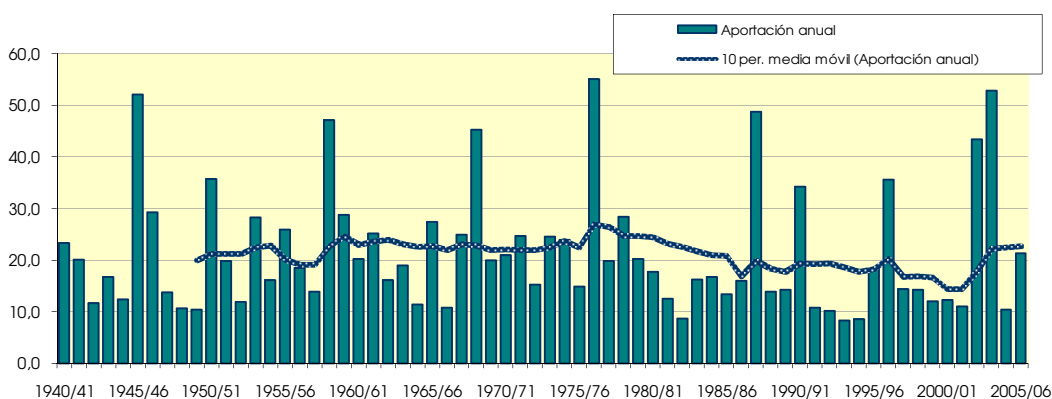
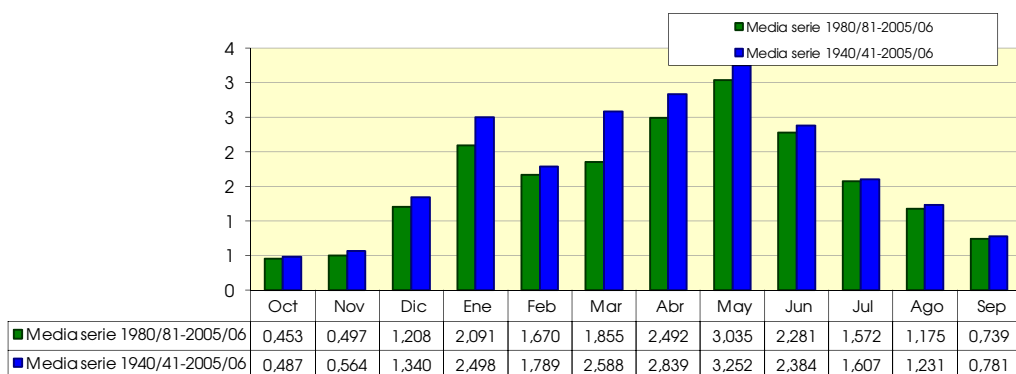
Percentil 1%	0,155	0,165	0,405	0,586	0,492	0,620	0,650	0,768	0,595	0,639	0,572	0,307	8,482
Percentil 5%	0,167	0,198	0,506	0,717	0,598	0,789	0,761	0,940	0,744	0,692	0,634	0,359	10,220
Percentil 10%	0,181	0,221	0,558	0,873	0,679	0,844	0,854	1,051	0,854	0,846	0,719	0,382	10,722
Percentil 25%	0,222	0,338	0,779	1,113	0,904	1,081	1,186	1,286	1,173	1,021	0,879	0,426	12,689
Percentil 50%	0,372	0,425	1,000	1,768	1,386	1,841	1,877	2,102	1,880	1,356	1,097	0,563	17,980
Desviación típica	0,354	0,433	0,941	2,263	1,269	2,049	2,759	3,190	1,871	0,888	0,542	0,533	11,780
Coef. variación	0,727	0,768	0,702	0,906	0,709	0,792	0,972	0,981	0,785	0,552	0,440	0,683	0,552

1980/2005
(hm³)

Serie para asignación y reserva

	Oct	Nov	Dic	Ene	Feb	Mar	Abr	May	Jun	Jul	Ago	Sep	Total
Máximo	1,306	1,686	5,139	10,453	5,498	7,136	11,484	13,903	11,631	5,433	2,677	2,242	52,848
Mínimo	0,150	0,163	0,329	0,518	0,408	0,567	0,647	0,760	0,569	0,607	0,552	0,357	8,251
Media	0,453	0,497	1,208	2,091	1,670	1,855	2,492	3,035	2,281	1,572	1,175	0,739	19,067

Percentil 1%	0,154	0,164	0,358	0,544	0,440	0,587	0,671	0,801	0,599	0,620	0,560	0,362	8,340
Percentil 5%	0,167	0,180	0,468	0,641	0,549	0,693	0,746	0,940	0,699	0,658	0,609	0,376	8,616
Percentil 10%	0,175	0,228	0,540	0,697	0,621	0,830	0,767	0,998	0,755	0,681	0,697	0,384	9,392
Percentil 25%	0,200	0,368	0,617	0,931	0,803	0,921	0,902	1,178	1,076	0,911	0,773	0,413	11,288
Percentil 50%	0,399	0,406	0,957	1,221	1,061	1,458	1,371	2,024	1,596	1,117	1,007	0,500	14,268
Desviación típica	0,298	0,305	0,941	2,106	1,266	1,594	2,748	3,459	2,303	1,130	0,564	0,444	12,704
Coef. variación	0,657	0,612	0,779	1,007	0,758	0,859	1,102	1,140	1,010	0,719	0,480	0,601	0,666



1610. Río Huerva bajo

1940/2005
(hm³)

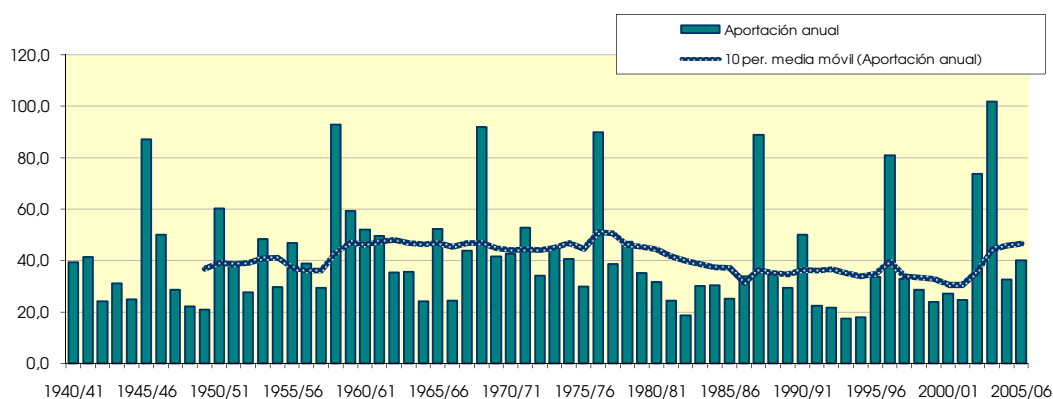
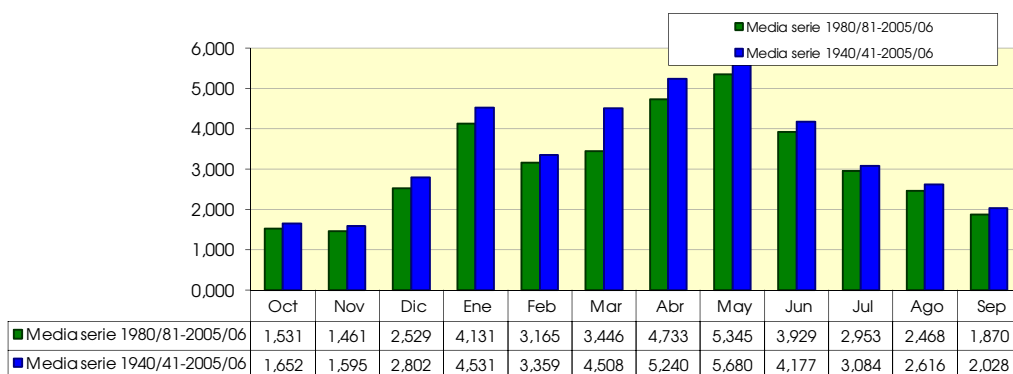
Serie completa

	Oct	Nov	Dic	Ene	Feb	Mar	Abr	May	Jun	Jul	Ago	Sep	Total
Máximo	8,838	4,534	11,362	24,755	11,210	18,473	33,585	28,337	18,488	8,438	5,606	9,712	101,895
Mínimo	0,608	0,686	1,020	1,343	1,140	1,382	1,424	1,525	1,284	1,351	1,313	0,940	17,522
Media	1,652	1,595	2,802	4,531	3,359	4,508	5,240	5,680	4,177	3,084	2,616	2,028	41,272
Percentil 1%	0,641	0,711	1,176	1,498	1,271	1,441	1,465	1,638	1,418	1,383	1,339	0,942	17,723
Percentil 5%	0,698	0,781	1,297	1,716	1,454	1,731	1,594	1,917	1,626	1,608	1,545	1,030	21,207
Percentil 10%	0,765	0,920	1,341	1,797	1,669	1,851	1,847	2,120	1,776	1,826	1,659	1,047	23,170
Percentil 25%	0,991	1,045	1,814	2,338	2,009	2,561	2,406	2,581	2,378	2,183	1,955	1,294	27,825
Percentil 50%	1,314	1,274	2,375	3,315	2,761	3,472	3,590	3,746	3,220	2,671	2,445	1,581	34,699
Desviación típica	1,237	0,876	1,846	4,072	1,867	3,255	5,501	5,297	2,952	1,380	0,945	1,345	20,468
Coef. variación	0,749	0,550	0,659	0,899	0,556	0,722	1,050	0,933	0,707	0,448	0,361	0,663	0,496

1980/2005
(hm³)

Serie para asignación y reserva

	Oct	Nov	Dic	Ene	Feb	Mar	Abr	May	Jun	Jul	Ago	Sep	Total
Máximo	4,025	3,764	11,362	23,838	7,543	13,833	23,245	21,457	18,488	8,438	5,229	4,299	101,895
Mínimo	0,608	0,725	1,020	1,343	1,140	1,382	1,424	1,525	1,284	1,351	1,313	0,943	17,522
Media	1,531	1,461	2,529	4,131	3,165	3,446	4,733	5,345	3,929	2,953	2,468	1,870	37,559
Percentil 1%	0,628	0,730	1,082	1,403	1,190	1,405	1,447	1,586	1,335	1,363	1,323	0,968	17,600
Percentil 5%	0,693	0,752	1,276	1,613	1,364	1,534	1,531	1,832	1,514	1,430	1,423	1,043	18,037
Percentil 10%	0,719	0,845	1,299	1,721	1,482	1,744	1,611	2,084	1,617	1,554	1,644	1,047	20,221
Percentil 25%	0,819	1,045	1,510	1,825	1,799	2,071	1,912	2,266	2,163	2,012	1,828	1,141	24,538
Percentil 50%	1,416	1,214	2,174	3,249	2,741	2,892	2,909	3,238	2,866	2,339	2,215	1,537	30,244
Desviación típica	0,865	0,670	1,945	4,484	1,851	2,557	5,242	5,418	3,549	1,728	1,088	0,926	22,699
Coef. variación	0,565	0,458	0,769	1,086	0,585	0,742	1,108	1,014	0,903	0,585	0,441	0,495	0,604



1613. Río Huerva, en desembocadura

(hm ²)	Oct	Nov	Dic	Ene	Feb	Mar	Abr	May	Jun	Jul	Ago	Sep	Total
1940/41	1.511	0.931	1.309	6.584	2.761	4.175	5.829	5.249	3.590	3.281	2.806	1.609	39.635
1941/42	0.969	1.068	1.760	2.669	2.400	2.988	15.382	4.102	3.452	2.661	2.622	1.795	41.868
1942/43	1.315	1.247	1.773	2.494	1.883	2.773	2.345	2.243	1.792	2.821	2.074	1.528	24.288
1943/44	0.999	0.929	4.863	2.568	2.235	2.158	2.115	4.925	4.529	2.702	2.078	1.407	31.508
1944/45	1.249	1.099	1.814	4.942	2.186	2.585	1.921	2.047	2.277	1.951	1.903	1.024	24.998
1945/46	0.697	2.711	2.552	4.958	2.492	7.108	18.976	28.604	8.807	5.354	3.712	2.161	88.132
1946/47	1.449	1.466	2.402	4.812	11.272	6.921	3.919	5.661	3.770	3.287	2.834	2.604	50.397
1947/48	1.555	1.312	1.861	5.304	2.909	2.873	3.158	2.676	2.208	1.963	1.797	1.175	28.790
1948/49	0.827	0.810	1.265	1.661	1.426	1.995	1.492	3.269	2.073	2.129	1.765	3.519	22.232
1949/50	1.200	1.092	1.636	1.968	1.519	1.724	2.374	3.132	2.205	1.814	1.543	0.947	21.155
1950/51	0.663	0.691	5.423	8.649	4.786	7.245	10.909	7.615	4.957	3.789	3.095	2.944	60.767
1951/52	2.596	1.703	2.668	4.610	3.356	4.174	4.228	2.890	2.372	5.408	2.895	1.537	38.437
1952/53	1.019	1.065	1.842	2.329	1.673	1.825	2.535	1.706	7.305	2.864	2.309	1.357	27.828
1953/54	1.723	1.091	2.994	2.416	2.006	8.624	3.963	11.339	6.352	3.912	2.699	1.501	48.620
1954/55	1.012	1.116	1.621	5.222	3.469	2.927	2.486	2.541	2.869	2.332	2.671	1.430	29.696
1955/56	1.089	1.012	2.806	3.035	2.073	5.244	4.479	13.420	5.125	3.522	3.182	2.107	47.092
1956/57	1.293	1.522	1.895	2.394	1.939	2.237	2.837	4.134	12.206	4.027	2.889	1.688	39.062
1957/58	2.558	1.763	2.005	4.425	2.429	3.324	2.610	2.433	2.505	2.143	1.934	1.344	29.474
1958/59	0.944	1.213	9.148	4.547	5.308	18.579	9.172	17.410	10.541	6.130	4.398	5.968	93.359
1959/60	3.180	3.659	5.378	7.627	6.490	10.008	5.682	4.924	3.813	3.699	3.068	2.171	59.699
1960/61	9.028	2.713	7.265	7.207	4.079	3.910	3.914	3.484	2.829	2.988	2.731	2.323	52.470
1961/62	1.851	4.620	3.563	6.552	5.839	5.412	5.303	4.399	3.823	3.180	2.728	2.490	49.761
1962/63	2.360	1.770	2.327	3.934	3.941	3.976	3.828	2.684	2.438	2.354	2.116	3.790	35.519
1963/64	1.419	2.136	2.757	2.979	5.101	4.908	3.821	3.230	3.235	2.700	2.122	1.365	35.773
1964/65	0.972	1.010	2.147	2.809	2.550	3.955	2.572	2.102	1.773	1.852	1.548	1.040	24.331
1965/66	5.388	1.984	2.818	9.828	6.951	4.909	4.576	5.263	3.683	3.024	2.529	1.579	52.531
1966/67	2.551	1.721	2.088	3.220	2.436	2.564	2.205	1.890	1.626	1.721	1.558	1.035	24.616
1967/68	0.992	4.593	3.196	2.856	3.076	10.066	6.023	4.242	2.948	2.586	2.333	1.407	44.317
1968/69	0.974	4.605	4.005	5.626	4.834	10.225	33.795	9.201	6.526	4.921	3.863	3.983	92.560
1969/70	2.485	1.992	3.723	7.795	4.179	4.797	3.308	3.013	3.957	2.796	2.354	1.487	41.885
1970/71	1.176	1.127	2.002	2.567	1.953	2.452	6.478	10.761	5.583	4.215	3.036	1.777	43.129
1971/72	1.364	1.641	8.126	5.512	4.043	5.395	3.689	3.462	3.791	2.760	3.521	9.911	53.216
1972/73	2.361	1.996	2.456	3.191	2.656	2.732	2.512	2.562	6.301	3.344	2.587	1.556	34.254
1973/74	1.056	1.033	2.066	2.253	2.380	13.852	7.003	4.562	3.062	2.593	3.781	1.695	45.337
1974/75	1.197	1.422	1.676	2.087	1.826	3.787	5.674	6.737	5.128	3.245	5.621	2.305	40.705
1975/76	1.094	1.006	3.233	2.770	3.112	3.067	4.394	3.157	2.179	2.031	2.653	1.294	29.988
1976/77	1.301	1.018	3.474	24.948	5.826	9.346	5.165	16.361	10.605	6.066	4.163	2.219	90.492
1977/78	1.502	1.529	2.441	3.821	3.220	4.653	4.426	4.761	5.242	3.168	2.513	1.524	38.800
1978/79	1.036	0.957	2.087	6.577	3.715	5.403	6.146	9.384	3.995	3.428	2.730	2.064	47.522
1979/80	2.341	2.227	2.009	3.122	3.839	4.025	2.778	5.694	3.132	2.612	2.211	1.330	35.321
1980/81	0.926	1.304	2.368	2.223	1.780	1.876	10.502	3.237	2.769	2.010	1.720	1.192	31.907
1981/82	0.777	0.729	1.976	2.090	2.803	2.210	1.822	4.061	2.433	2.178	2.456	1.213	24.748
1982/83	1.467	1.058	1.543	1.916	1.537	1.777	1.655	1.533	1.668	1.597	1.977	1.068	18.795
1983/84	0.693	1.228	1.323	1.822	1.856	2.718	2.005	9.854	3.631	2.448	1.848	1.048	30.474
1984/85	0.717	3.883	2.727	3.278	3.220	3.001	2.372	3.570	2.333	2.491	1.878	1.133	30.603
1985/86	0.763	0.778	1.303	1.789	2.882	2.738	3.412	3.136	2.474	1.924	1.676	2.507	25.382
1986/87	4.094	1.288	1.851	6.273	4.300	3.413	2.509	2.825	2.116	2.238	1.966	1.236	34.110
1987/88	1.571	1.842	3.039	10.118	3.838	3.126	18.076	12.708	18.545	8.463	5.241	2.784	89.350
1988/89	1.983	2.068	2.535	3.237	2.758	3.551	3.989	4.105	3.226	2.661	2.649	1.615	34.378
1989/90	1.119	1.746	2.885	3.979	2.234	2.260	2.390	2.360	3.855	2.293	2.463	2.108	29.693
1990/91	1.557	1.697	3.244	4.539	7.588	6.716	8.040	4.777	2.878	2.950	2.266	3.909	50.161
1991/92	1.356	1.119	1.785	2.291	1.675	2.070	1.665	2.161	3.151	2.289	1.834	1.091	22.486
1992/93	2.845	1.097	2.001	1.870	1.827	1.840	1.895	2.169	1.595	1.527	1.359	1.937	21.961
1993/94	1.429	0.930	1.313	1.587	2.117	1.724	1.582	1.777	1.291	1.360	1.323	1.212	17.645
1994/95	1.466	1.086	1.284	1.781	1.347	1.479	1.431	2.028	1.497	1.408	2.231	0.948	17.987
1995/96	0.613	0.951	2.826	7.088	5.256	3.799	2.940	2.872	2.120	2.049	2.360	1.137	34.010
1996/97	0.732	1.730	11.476	24.026	5.452	4.332	6.114	9.052	6.207	4.913	4.983	2.426	81.443
1997/98	1.648	1.806	3.766	3.409	2.779	2.798	3.508	3.947	3.329	2.411	2.233	1.483	33.117
1998/99	1.105	1.058	1.508	1.735	1.797	3.827	3.868	2.413	2.757	4.445	2.196	2.108	28.818
1999/00	1.071	1.044	1.383	1.715	1.438	2.095	3.068	4.211	3.143	2.232	1.659	1.049	24.108
2000/01	3.297	1.578	1.961	4.451	2.257	3.129	2.142	2.254	1.657	1.677	1.645	1.355	27.403
2001/02	0.797	0.752	1.026	1.351	1.146	1.394	1.525	6.207	3.416	2.666	2.766	1.753	24.798
2002/03	1.593	1.138	2.570	4.148	6.501	7.474	7.825	21.496	7.803	5.023	3.952	4.339	73.863
2003/04	2.866	2.504	2.759	4.548	7.401	13.879	23.285	21.348	8.743	6.839	4.988	3.020	102.180
2004/05	2.345	2.109	2.989	3.375	2.913	3.043	2.898	3.289	2.878	2.529	2.214	2.186	32.770
2005/06	1.574	2.121	2.880	3.450	4.047	3.666	3.054	2.254	7.102	4.444	2.560	3.188	40.341

1613. Río Huerva, en desembocadura

1940/2005
(hm³)

Serie completa

	Oct	Nov	Dic	Ene	Feb	Mar	Abr	May	Jun	Jul	Ago	Sep	Total
Máximo	9,028	4,620	11,476	24,948	11,272	18,579	33,795	28,604	18,545	8,463	5,621	9,911	102,180
Mínimo	0,613	0,691	1,026	1,351	1,146	1,394	1,431	1,533	1,291	1,360	1,323	0,947	17,645
Media	1,677	1,625	2,830	4,560	3,378	4,528	5,267	5,711	4,200	3,098	2,628	2,046	41,547

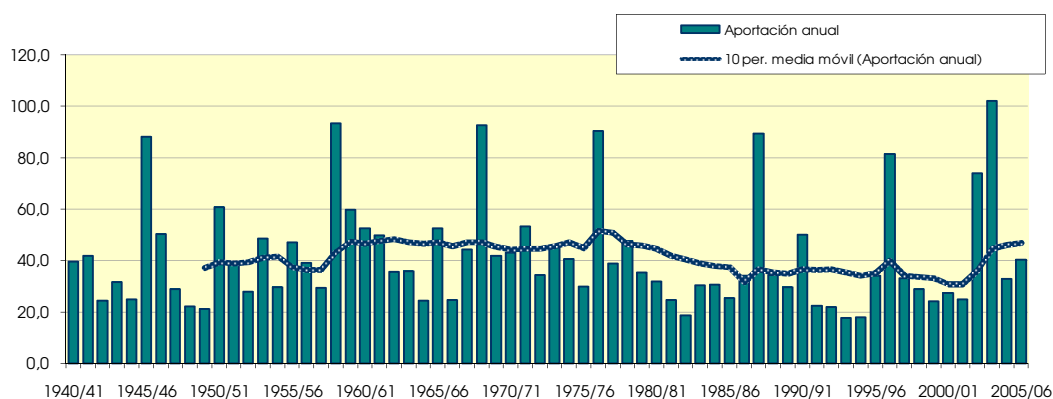
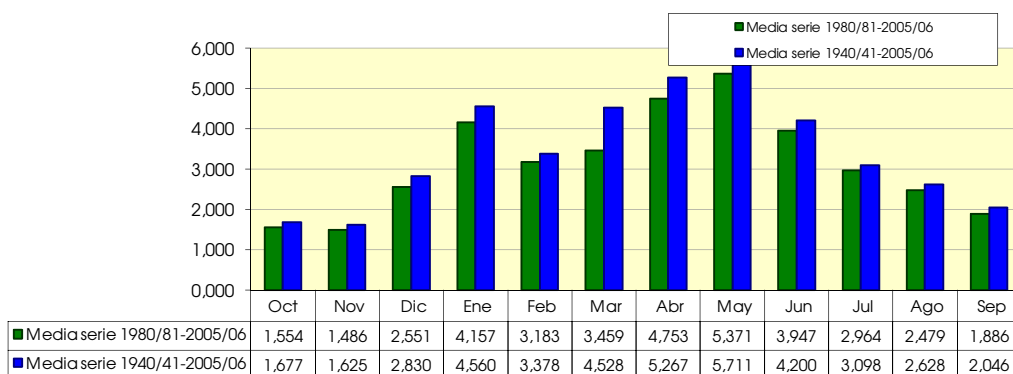
Percentil 1%	0,646	0,716	1,181	1,504	1,277	1,449	1,470	1,646	1,424	1,391	1,346	0,948	17,867
Percentil 5%	0,702	0,786	1,304	1,720	1,459	1,737	1,600	1,925	1,634	1,617	1,551	1,036	21,356
Percentil 10%	0,770	0,931	1,353	1,805	1,674	1,858	1,859	2,132	1,783	1,833	1,668	1,058	23,297
Percentil 25%	1,002	1,058	1,821	2,346	2,023	2,569	2,414	2,591	2,387	2,191	1,969	1,303	28,069
Percentil 50%	1,335	1,296	2,385	3,326	2,791	3,482	3,598	3,758	3,231	2,683	2,460	1,594	34,850
Desviación típica	1,266	0,910	1,869	4,106	1,878	3,278	5,534	5,325	2,968	1,384	0,946	1,367	20,592
Coef. variación	0,755	0,560	0,660	0,900	0,556	0,724	1,051	0,932	0,707	0,447	0,360	0,668	0,496

1980/2005
(hm³)

Serie para asignación y reserva

	Oct	Nov	Dic	Ene	Feb	Mar	Abr	May	Jun	Jul	Ago	Sep	Total
Máximo	4,094	3,883	11,476	24,026	7,588	13,879	23,285	21,496	18,545	8,463	5,241	4,339	102,180
Mínimo	0,613	0,729	1,026	1,351	1,146	1,394	1,431	1,533	1,291	1,360	1,323	0,948	17,645
Media	1,554	1,486	2,551	4,157	3,183	3,459	4,753	5,371	3,947	2,964	2,479	1,886	37,790

Percentil 1%	0,633	0,735	1,090	1,410	1,196	1,415	1,454	1,594	1,342	1,372	1,332	0,973	17,730
Percentil 5%	0,699	0,758	1,289	1,619	1,370	1,540	1,539	1,839	1,521	1,437	1,430	1,048	18,189
Percentil 10%	0,724	0,854	1,308	1,725	1,487	1,751	1,619	2,095	1,626	1,562	1,652	1,058	20,378
Percentil 25%	0,829	1,058	1,517	1,834	1,805	2,076	1,923	2,280	2,173	2,020	1,838	1,151	24,760
Percentil 50%	1,448	1,258	2,184	3,258	2,768	2,900	2,919	3,263	2,878	2,352	2,223	1,549	30,538
Desviación típica	0,885	0,687	1,965	4,525	1,862	2,565	5,259	5,429	3,558	1,730	1,090	0,934	22,781
Coef. variación	0,570	0,462	0,770	1,088	0,585	0,741	1,106	1,011	0,902	0,584	0,440	0,495	0,603



1701. Embalse de Ortigosa o González Lacasa

1940/2005
(hm³)

Serie completa

	Oct	Nov	Dic	Ene	Feb	Mar	Abr	May	Jun	Jul	Ago	Sep	Total
Máximo	3,996	9,000	7,451	8,102	7,915	6,213	5,375	5,529	2,822	2,544	3,234	2,641	32,642
Mínimo	0,000	0,000	0,308	0,211	0,411	0,402	0,504	0,455	0,326	0,172	0,126	0,190	8,546
Media	1,024	1,784	2,054	1,890	1,705	1,872	1,997	1,984	1,136	0,732	0,579	0,589	17,346

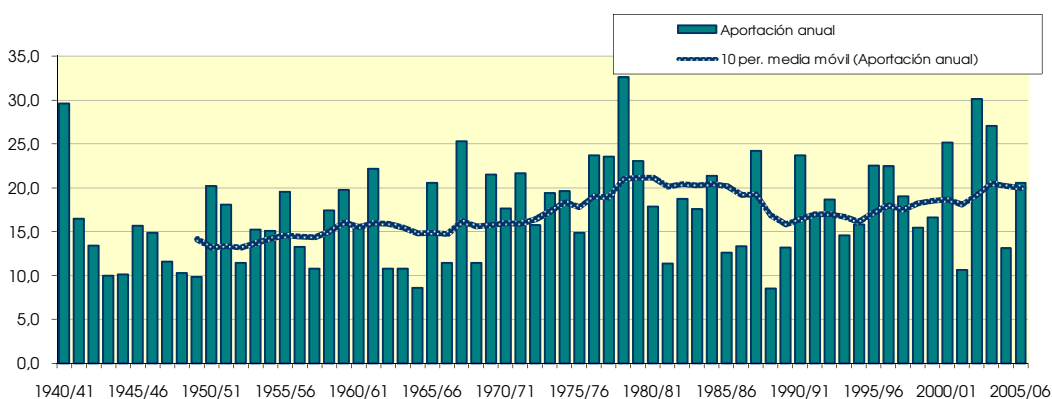
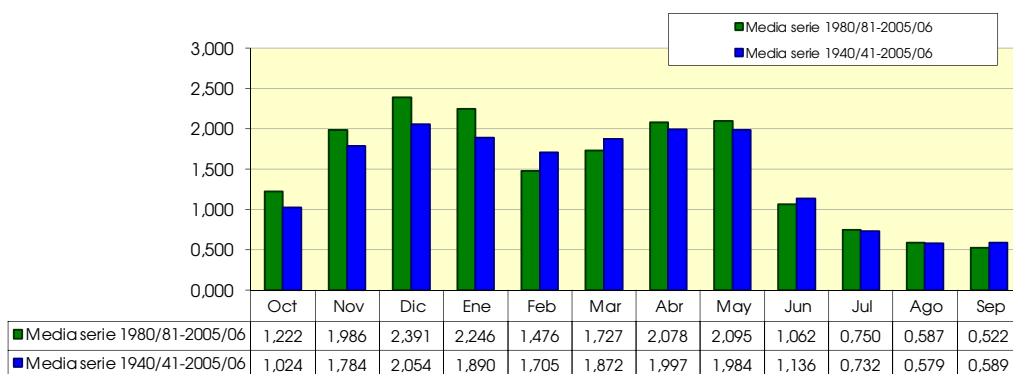
Percentil 1%	0,052	0,176	0,329	0,233	0,467	0,411	0,540	0,538	0,329	0,184	0,148	0,197	8,578
Percentil 5%	0,230	0,396	0,410	0,401	0,546	0,458	0,717	0,600	0,404	0,274	0,199	0,228	10,043
Percentil 10%	0,308	0,474	0,580	0,503	0,626	0,625	0,860	0,745	0,547	0,328	0,253	0,257	10,732
Percentil 25%	0,507	0,689	0,966	0,709	0,757	1,020	1,095	1,098	0,793	0,469	0,346	0,328	13,128
Percentil 50%	0,741	1,275	1,613	1,439	1,174	1,645	1,682	1,591	1,000	0,645	0,483	0,466	16,827
Desviación típica	0,820	1,549	1,495	1,653	1,384	1,160	1,171	1,245	0,497	0,452	0,444	0,429	5,566
Coef. variación	0,801	0,868	0,728	0,875	0,812	0,620	0,587	0,627	0,437	0,617	0,767	0,729	0,321

1980/2005
(hm³)

Serie para asignación y reserva

	Oct	Nov	Dic	Ene	Feb	Mar	Abr	May	Jun	Jul	Ago	Sep	Total
Máximo	3,288	5,401	7,451	8,102	3,354	6,213	5,375	5,529	2,235	2,533	3,234	1,291	30,106
Mínimo	0,199	0,271	0,393	0,245	0,526	0,402	0,504	0,455	0,326	0,267	0,126	0,251	8,546
Media	1,222	1,986	2,391	2,246	1,476	1,727	2,078	2,095	1,062	0,750	0,587	0,522	18,144

Percentil 1%	0,203	0,304	0,410	0,281	0,534	0,406	0,555	0,507	0,361	0,268	0,147	0,252	9,081
Percentil 5%	0,230	0,406	0,496	0,400	0,578	0,442	0,717	0,740	0,498	0,279	0,218	0,256	10,866
Percentil 10%	0,277	0,513	0,707	0,467	0,653	0,584	0,772	1,002	0,594	0,311	0,253	0,268	12,002
Percentil 25%	0,534	0,905	1,166	0,913	0,753	0,955	1,099	1,118	0,839	0,411	0,325	0,356	13,663
Percentil 50%	0,899	1,607	1,946	1,630	1,104	1,429	1,745	1,671	0,999	0,579	0,432	0,437	17,751
Desviación típica	0,953	1,412	1,692	2,093	0,900	1,263	1,296	1,289	0,434	0,530	0,611	0,279	5,373
Coef. variación	0,780	0,711	0,708	0,932	0,609	0,731	0,624	0,615	0,409	0,707	1,040	0,533	0,296



1702. Embalse de Pajares

(hm ²)	Oct	Nov	Dic	Ene	Feb	Mar	Abr	May	Jun	Jul	Ago	Sep	Total
1940/41	2.521	2.472	2.155	2.536	10.998	18.131	12.706	21.443	3.249	2.793	6.660	0.826	86.491
1941/42	0.275	0.801	0.782	2.214	0.985	3.108	10.002	3.487	2.190	0.530	0.973	5.858	31.205
1942/43	1.335	0.654	1.119	2.607	2.153	1.838	5.794	3.585	1.056	1.538	0.477	1.055	23.212
1943/44	3.695	0.475	0.767	0.412	0.331	0.810	1.992	2.226	2.299	0.537	0.347	0.927	14.817
1944/45	1.472	5.607	0.551	0.386	0.745	1.440	1.777	0.881	0.902	0.835	2.242	0.624	17.462
1945/46	0.262	1.564	30.737	0.675	0.258	0.382	3.891	10.875	2.152	0.682	0.576	0.298	52.352
1946/47	0.296	0.323	1.454	5.060	1.593	3.956	1.571	4.384	2.430	0.572	3.418	6.128	31.185
1947/48	1.368	0.793	1.563	10.897	20.559	1.406	0.891	0.743	0.746	0.574	0.301	0.267	40.107
1948/49	0.982	0.439	1.360	0.829	0.779	12.377	1.032	1.150	0.832	0.472	0.698	3.481	24.430
1949/50	1.851	3.557	1.492	1.108	1.983	1.618	8.904	2.214	0.672	0.251	0.180	0.198	24.029
1950/51	0.430	1.455	4.894	5.327	2.881	7.527	7.359	22.348	1.965	0.875	0.301	0.321	55.683
1951/52	1.597	5.392	4.479	2.462	1.811	6.392	4.999	3.912	4.913	3.461	0.584	0.329	40.331
1952/53	0.607	4.019	2.390	1.606	1.383	3.328	8.018	1.047	8.310	6.160	0.156	0.089	37.115
1953/54	2.332	1.031	3.424	0.775	1.471	10.031	3.884	8.802	4.527	1.471	1.957	0.164	39.870
1954/55	0.197	1.342	0.604	6.348	3.928	4.562	6.621	2.906	6.031	1.172	1.284	2.536	37.531
1955/56	1.389	0.582	2.524	2.863	1.385	10.533	11.536	14.049	3.511	0.790	0.369	1.675	51.208
1956/57	4.105	1.295	0.375	0.133	1.165	1.405	1.834	5.837	11.266	1.847	0.386	0.225	29.872
1957/58	0.965	4.300	0.254	0.525	1.127	2.361	2.250	1.777	4.343	1.325	0.946	0.634	20.807
1958/59	0.487	2.384	60.348	1.475	0.414	1.707	2.292	6.646	3.040	2.843	1.065	3.469	86.171
1959/60	5.373	3.417	11.447	28.282	4.605	3.876	1.430	1.994	1.411	0.490	0.363	1.869	64.559
1960/61	18.929	7.653	2.378	4.863	26.401	0.988	1.090	1.232	0.710	0.479	0.404	4.940	70.068
1961/62	7.514	17.423	8.407	5.600	7.329	35.345	3.403	2.342	0.696	0.310	0.319	0.500	89.187
1962/63	1.170	1.653	1.871	2.079	0.842	12.685	31.756	1.120	1.861	0.574	0.292	1.072	56.974
1963/64	0.480	7.904	2.821	0.905	6.322	4.697	4.980	7.734	0.547	0.241	0.115	0.209	36.955
1964/65	1.397	0.855	1.444	2.663	1.176	7.512	3.458	2.090	2.755	0.122	0.067	0.995	24.534
1965/66	4.086	9.507	4.671	10.284	21.146	4.843	7.848	2.903	2.772	3.536	0.171	0.098	71.865
1966/67	1.877	3.726	2.050	1.236	2.467	3.533	2.504	2.177	0.885	0.670	1.310	0.107	22.543
1967/68	0.538	5.333	2.311	1.669	2.774	6.210	8.542	4.199	1.153	0.302	0.413	1.858	35.303
1968/69	0.148	0.420	1.211	1.638	1.263	7.919	10.020	9.849	5.540	1.811	0.400	2.973	43.193
1969/70	5.043	0.738	0.898	2.935	1.714	2.064	2.017	2.648	2.741	0.698	0.296	0.123	21.916
1970/71	0.301	9.178	0.448	0.407	0.813	1.178	7.687	9.844	7.030	3.952	1.104	0.829	42.772
1971/72	0.455	2.115	14.466	0.784	2.884	3.826	2.584	3.644	2.978	2.248	1.050	8.167	45.202
1972/73	5.394	5.053	4.938	15.910	1.848	1.199	0.856	1.596	4.703	1.544	0.885	0.586	44.512
1973/74	1.235	0.958	2.821	7.594	19.439	5.454	1.836	0.815	1.468	0.822	1.546	0.932	44.919
1974/75	1.921	3.437	0.947	0.890	3.142	13.832	5.112	3.972	1.041	0.387	2.718	1.179	38.579
1975/76	0.753	5.690	2.312	1.383	1.701	2.296	21.589	1.596	0.904	0.559	1.223	1.028	41.033
1976/77	1.536	2.881	7.430	5.305	12.358	4.193	3.725	41.767	5.659	1.796	0.681	0.283	87.614
1977/78	1.725	0.669	6.423	4.720	14.062	10.025	8.291	8.637	20.145	0.626	0.128	0.090	75.542
1978/79	0.277	0.728	5.117	14.664	22.751	21.042	16.622	7.503	4.553	7.322	0.266	0.670	101.516
1979/80	1.818	1.918	2.875	1.512	6.023	14.606	5.928	9.210	2.802	1.165	2.417	0.231	50.507
1980/81	0.224	1.383	1.070	2.806	1.673	5.152	15.301	6.302	1.901	0.407	0.434	2.720	39.374
1981/82	0.158	0.058	3.158	2.092	2.275	2.059	1.723	4.075	1.866	0.742	0.217	0.559	18.982
1982/83	4.540	2.666	2.007	0.580	0.345	2.467	5.216	2.685	1.079	1.081	5.251	0.993	28.909
1983/84	0.258	4.843	2.154	0.587	0.727	2.310	3.466	6.274	7.942	2.011	0.388	0.199	31.159
1984/85	1.279	22.105	12.625	0.469	3.052	1.871	2.914	4.576	1.401	0.815	0.617	0.280	52.003
1985/86	0.147	1.293	2.646	13.629	1.016	1.070	1.704	1.592	1.034	0.308	0.315	3.156	27.910
1986/87	2.222	0.861	0.945	2.009	24.695	2.083	1.575	0.586	0.919	3.568	0.690	0.492	40.645
1987/88	4.649	4.016	6.035	9.172	5.931	11.700	7.544	3.588	4.172	1.495	0.608	0.208	59.118
1988/89	1.603	1.514	0.446	0.181	1.310	1.295	17.346	2.839	0.479	0.214	0.208	0.207	27.643
1989/90	0.131	4.703	13.899	3.884	1.402	0.357	2.160	15.127	2.439	0.489	0.128	0.214	44.932
1990/91	1.387	1.797	1.572	2.835	2.855	12.253	12.783	8.139	7.370	0.224	0.086	0.760	52.060
1991/92	1.834	4.676	1.156	0.439	0.546	3.408	1.989	1.756	5.887	7.166	0.341	0.144	29.343
1992/93	3.063	1.044	3.914	0.839	0.954	3.119	3.846	14.953	2.000	0.814	1.118	0.355	36.018
1993/94	2.816	0.705	1.087	4.207	3.487	2.390	1.854	2.798	0.853	0.266	0.288	2.226	22.978
1994/95	1.812	0.846	1.429	2.785	4.808	1.503	1.432	3.252	0.964	0.338	0.597	0.596	20.363
1995/96	0.897	1.447	6.319	5.221	3.284	6.314	6.810	4.445	2.250	1.009	1.050	0.440	39.485
1996/97	1.560	2.620	5.019	3.900	3.970	1.450	1.330	1.620	4.270	2.250	1.900	1.270	31.159
1997/98	0.370	5.690	11.660	3.270	2.680	2.540	4.010	5.460	3.760	1.090	2.560	0.390	43.480
1998/99	0.690	0.470	1.230	2.660	3.800	5.920	2.970	2.640	1.240	2.300	1.490	0.460	25.870
1999/00	3.210	2.800	8.010	2.480	4.200	1.680	10.370	3.000	0.910	0.820	1.420	0.670	39.570
2000/01	0.520	2.180	4.460	10.490	6.990	14.120	1.860	1.510	0.700	1.210	9.150	0.280	53.470
2001/02	0.380	0.510	0.370	0.980	1.280	3.820	2.890	5.670	1.470	0.510	0.758	0.460	19.098
2002/03	1.450	3.480	11.270	6.860	9.960	13.380	8.430	10.250	0.730	0.160	1.070	0.440	67.480
2003/04	2.150	7.030	6.450	8.730	3.670	6.430	7.880	8.870	2.970	1.700	1.320	0.540	57.740
2004/05	0.570	1.570	1.740	2.460	1.860	9.820	5.520	1.700	1.210	1.350	0.000	0.220	28.020
2005/06	0.590	2.490	2.400	2.830	1.300	12.430	4.600	1.680	1.900	1.140	0.580	0.510	32.450

1702. Embalse de Pajares

1940/2005
(hm³)

Serie completa

	Oct	Nov	Dic	Ene	Feb	Mar	Abr	May	Jun	Jul	Ago	Sep	Total
Máximo	18,929	22,105	60,348	28,282	26,401	35,345	31,756	41,767	20,145	7,322	9,150	8,167	101,516
Mínimo	0,131	0,058	0,254	0,133	0,258	0,357	0,856	0,586	0,479	0,122	0,000	0,089	14,817
Media	1,919	3,220	4,873	3,939	4,774	5,927	5,851	5,615	3,008	1,392	1,086	1,161	42,764

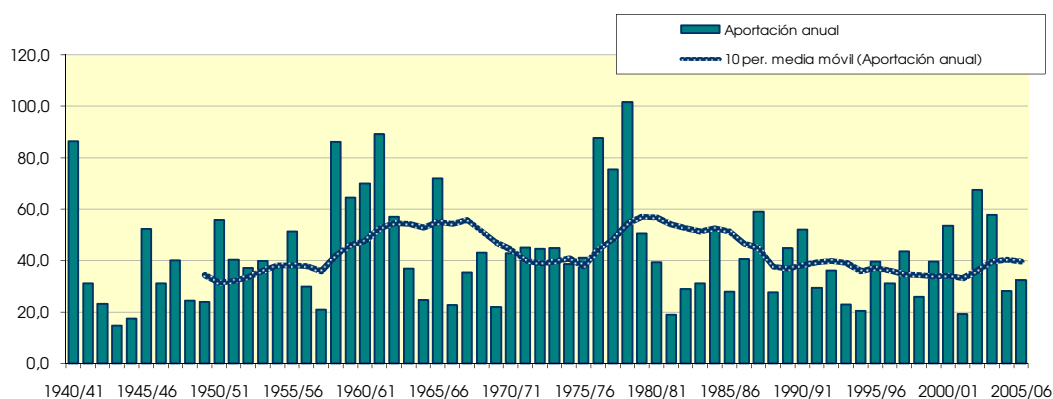
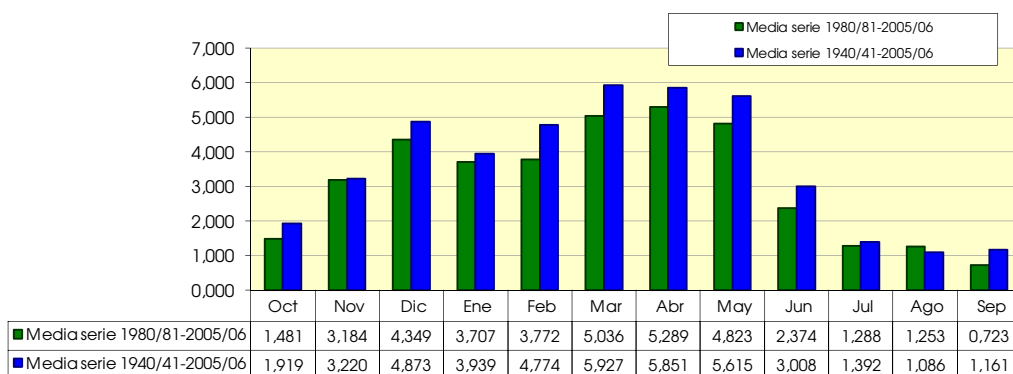
Percentil 1%	0,141	0,230	0,329	0,164	0,305	0,373	0,878	0,688	0,523	0,147	0,044	0,090	16,536
Percentil 5%	0,168	0,446	0,447	0,409	0,447	1,008	1,150	0,922	0,697	0,228	0,118	0,111	19,414
Percentil 10%	0,260	0,546	0,686	0,497	0,762	1,247	1,502	1,191	0,738	0,284	0,163	0,181	22,230
Percentil 25%	0,482	0,856	1,216	0,924	1,267	1,846	1,990	1,831	1,036	0,495	0,305	0,270	28,242
Percentil 50%	1,377	2,017	2,345	2,508	2,214	3,823	3,887	3,536	2,076	0,821	0,591	0,549	39,527
Desviación típica	2,638	3,738	8,450	4,726	6,351	6,021	5,505	6,466	3,095	1,513	1,526	1,586	19,663
Coef. variación	1,375	1,161	1,734	1,200	1,330	1,016	0,941	1,152	1,029	1,087	1,405	1,365	0,460

1980/2005
(hm³)

Serie para asignación y reserva

	Oct	Nov	Dic	Ene	Feb	Mar	Abr	May	Jun	Jul	Ago	Sep	Total
Máximo	4,649	22,105	13,899	13,629	24,695	14,120	17,346	15,127	7,942	7,166	9,150	3,156	67,480
Mínimo	0,131	0,058	0,370	0,181	0,345	0,357	1,330	0,586	0,479	0,160	0,000	0,144	18,982
Media	1,481	3,184	4,349	3,707	3,772	5,036	5,289	4,823	2,374	1,288	1,253	0,723	37,279

Percentil 1%	0,135	0,161	0,389	0,245	0,395	0,536	1,356	0,817	0,535	0,173	0,021	0,158	19,011
Percentil 5%	0,150	0,480	0,571	0,446	0,591	1,126	1,468	1,531	0,708	0,216	0,096	0,201	19,414
Percentil 10%	0,191	0,608	1,008	0,524	0,840	1,372	1,639	1,606	0,792	0,245	0,168	0,208	21,670
Percentil 25%	0,415	1,106	1,280	1,237	1,303	1,918	1,892	1,977	0,982	0,427	0,322	0,280	27,937
Percentil 50%	1,333	1,989	2,523	2,795	2,767	2,830	3,656	3,420	1,668	0,914	0,613	0,460	34,234
Desviación típica	1,302	4,254	4,058	3,429	4,802	4,388	4,428	3,874	2,038	1,443	1,932	0,783	13,287
Coef. variación	0,879	1,336	0,933	0,925	1,273	0,871	0,837	0,803	0,858	1,121	1,542	1,083	0,356



1703. Embalse de Terroba

(hm ²)	Oct	Nov	Dic	Ene	Feb	Mar	Abr	May	Jun	Jul	Ago	Sep	Total
1940/41	3.299	2.256	2.304	6.898	12.447	10.015	11.267	30.144	10.042	4.871	3.151	3.698	100.392
1941/42	0.547	1.669	1.845	6.830	1.412	2.798	12.577	4.829	3.279	1.202	1.675	2.453	41.116
1942/43	1.005	0.988	2.711	3.116	4.175	2.151	4.008	4.000	1.740	2.035	1.078	1.893	28.900
1943/44	0.454	0.922	3.821	1.311	0.912	1.028	2.111	3.469	2.173	0.715	0.437	1.836	19.188
1944/45	0.832	1.161	0.952	2.420	1.905	3.544	2.288	1.919	1.178	0.907	2.578	0.958	20.642
1945/46	0.158	0.587	2.645	1.579	0.616	1.190	10.767	22.774	5.412	0.796	0.439	0.330	47.294
1946/47	0.142	0.157	2.195	1.815	5.658	7.293	3.648	10.309	3.931	1.037	1.411	4.821	42.417
1947/48	0.729	0.277	1.564	6.992	3.006	2.196	1.792	2.849	1.885	0.958	0.506	0.324	23.076
1948/49	0.341	0.196	0.450	0.750	0.620	3.493	3.633	7.392	5.417	1.695	1.289	6.870	32.147
1949/50	1.027	0.774	0.737	1.244	2.045	1.856	3.584	8.262	3.554	1.114	0.517	0.302	25.016
1950/51	0.408	0.458	5.198	4.485	3.351	5.430	5.970	6.906	7.922	3.251	1.335	1.111	45.826
1951/52	1.153	2.152	2.353	2.264	2.004	4.644	6.819	4.544	1.925	8.813	2.906	1.309	40.888
1952/53	0.810	1.790	2.433	1.812	1.156	1.314	3.979	2.256	11.536	2.838	0.527	0.454	30.906
1953/54	6.242	1.238	1.483	1.501	2.414	4.190	3.299	13.316	8.920	2.346	0.629	0.546	46.125
1954/55	0.296	1.255	0.721	2.837	4.618	3.169	2.955	3.369	5.406	2.852	1.649	0.961	30.088
1955/56	1.209	0.777	3.242	5.063	1.486	8.846	8.717	17.063	5.052	1.066	0.589	2.882	55.992
1956/57	0.607	2.414	0.963	0.550	1.529	1.913	3.531	9.546	13.950	2.880	0.517	0.511	38.911
1957/58	0.445	0.609	0.497	2.749	2.814	3.278	2.003	5.632	4.580	1.434	0.966	0.895	25.902
1958/59	0.365	1.595	7.121	3.863	1.244	4.269	3.527	10.270	7.877	3.143	1.031	5.355	49.661
1959/60	2.962	2.327	11.564	7.029	8.723	7.382	2.815	3.349	1.935	0.846	0.398	1.972	51.303
1960/61	5.129	2.316	5.370	4.762	2.549	1.644	2.391	5.842	2.497	0.750	0.844	5.471	39.565
1961/62	2.905	8.171	3.984	7.817	9.912	8.933	6.615	9.767	3.564	0.872	0.446	1.130	64.117
1962/63	0.701	0.641	1.324	1.937	1.351	7.171	4.420	3.415	6.138	2.473	0.785	1.463	31.820
1963/64	0.347	1.665	1.371	0.605	3.129	5.062	3.784	3.139	1.553	0.943	0.490	0.591	22.680
1964/65	0.566	0.501	1.266	2.813	1.167	4.228	4.512	2.931	1.050	0.386	0.271	2.841	22.531
1965/66	2.292	3.315	3.638	6.835	8.261	4.694	4.949	6.427	3.921	1.349	0.496	0.415	46.591
1966/67	1.803	3.989	1.646	1.726	1.534	1.835	1.840	2.713	1.906	0.949	0.456	0.367	20.764
1967/68	0.715	10.081	4.069	2.001	2.822	5.752	5.610	5.747	1.889	0.568	0.501	0.593	40.348
1968/69	0.200	0.494	2.124	1.868	1.560	5.709	10.445	7.592	7.055	2.749	0.765	3.182	43.743
1969/70	0.699	0.522	2.945	8.286	4.009	2.044	1.477	1.880	2.412	1.010	0.397	0.254	25.935
1970/71	0.178	0.634	1.082	1.548	1.755	3.005	8.419	23.922	10.435	5.303	1.315	0.916	58.511
1971/72	0.288	1.303	2.843	2.808	6.609	8.145	4.858	6.534	6.060	3.289	1.045	10.094	53.875
1972/73	2.390	3.175	2.953	3.724	5.038	2.826	2.025	3.146	12.939	3.562	1.124	0.542	43.442
1973/74	0.287	0.400	3.691	3.881	5.681	17.529	6.990	4.062	3.502	1.499	3.394	1.355	52.271
1974/75	1.399	1.408	0.618	1.052	2.011	5.978	14.144	24.427	6.369	1.241	2.818	3.140	64.605
1975/76	0.423	2.625	1.743	1.242	2.662	2.520	10.616	8.948	5.074	3.061	3.481	1.773	44.168
1976/77	1.004	1.380	1.667	3.696	1.714	1.775	1.850	15.685	30.591	8.744	5.579	2.441	76.127
1977/78	2.622	2.365	3.290	14.294	19.945	6.004	8.633	22.632	6.578	2.206	0.890	0.688	90.148
1978/79	0.862	0.899	1.634	10.532	7.802	5.476	6.941	4.342	2.486	0.998	0.441	0.572	42.986
1979/80	1.784	5.366	2.038	3.462	2.453	16.242	10.217	41.424	4.044	1.390	0.647	0.630	89.697
1980/81	1.237	2.167	4.139	11.286	2.903	3.869	28.206	9.241	1.524	1.081	0.515	0.429	66.597
1981/82	0.429	0.358	0.506	0.652	4.224	6.929	2.313	2.154	4.210	0.752	0.609	0.582	23.719
1982/83	0.730	2.703	4.607	1.571	1.122	1.599	3.628	1.643	0.767	1.145	1.922	2.311	23.746
1983/84	0.609	0.812	1.011	1.064	1.285	1.954	3.879	14.001	3.115	1.061	0.663	0.544	29.999
1984/85	0.994	3.091	1.556	2.487	2.479	2.044	2.131	13.651	2.105	0.867	0.713	0.603	32.721
1985/86	0.167	0.252	0.262	0.404	1.593	3.123	4.494	3.837	0.791	0.201	0.182	0.202	15.507
1986/87	0.186	0.316	1.609	3.814	9.294	3.218	8.417	1.503	1.778	3.341	1.023	0.401	34.901
1987/88	0.237	0.660	4.918	3.306	2.187	2.899	22.011	8.439	15.254	2.482	0.895	0.382	63.669
1988/89	1.010	1.510	1.529	0.355	0.189	0.239	1.337	40.624	30.338	14.517	7.573	6.035	105.258
1989/90	5.459	7.323	9.924	11.862	7.504	6.364	9.056	14.291	36.696	13.228	4.893	4.991	131.594
1990/91	0.327	0.426	0.855	1.486	2.007	10.570	18.657	10.275	2.052	0.538	0.336	0.597	48.125
1991/92	0.764	0.997	1.245	0.663	0.533	1.178	6.982	3.444	4.753	1.820	0.658	0.488	23.525
1992/93	3.129	3.042	3.687	1.325	0.787	7.259	2.874	11.387	2.348	0.704	0.410	0.576	37.527
1993/94	0.800	0.818	1.241	1.541	0.949	2.143	1.278	1.244	0.500	0.300	0.256	0.200	11.270
1994/95	0.241	0.599	0.531	3.251	0.939	3.908	1.340	2.530	0.716	0.387	0.341	0.383	15.165
1995/96	0.263	0.275	3.577	8.352	8.644	8.720	5.855	4.521	1.078	0.562	0.436	0.358	42.641
1996/97	0.503	1.267	10.025	14.888	3.272	1.376	2.098	1.539	3.960	3.962	1.536	0.502	44.928
1997/98	0.466	1.332	8.250	2.638	2.349	2.195	2.085	4.435	1.294	0.462	0.272	0.208	25.986
1998/99	0.328	0.445	0.926	2.543	4.596	6.085	3.302	2.582	1.020	1.284	0.634	0.364	24.108
1999/00	0.395	1.491	5.841	1.777	2.220	1.149	5.882	1.751	0.849	0.356	0.275	0.269	22.256
2000/01	0.248	0.407	0.700	2.502	3.369	3.003	1.821	1.100	0.431	0.297	0.235	0.256	14.368
2001/02	0.239	0.231	0.324	0.452	0.535	1.308	1.758	4.954	1.302	0.366	0.356	0.341	12.166
2002/03	0.765	0.901	5.620	3.689	14.545	8.449	3.452	13.325	1.300	0.375	0.461	0.702	53.583
2003/04	0.710	2.431	3.541	9.927	5.050	10.205	8.829	14.017	2.675	2.541	0.553	0.845	61.324
2004/05	0.680	1.007	1.634	2.476	3.258	8.419	4.760	2.819	0.875	0.415	0.314	0.287	26.944
2005/06	0.343	2.611	1.590	3.385	1.458	7.754	5.393	1.990	2.375	1.219	0.451	0.470	29.039

1703. Embalse de Terroba

1940/2005
(hm³)

Serie completa

	Oct	Nov	Dic	Ene	Feb	Mar	Abr	May	Jun	Jul	Ago	Sep	Total
Máximo	6,242	10,081	11,564	14,888	19,945	17,529	28,206	41,424	36,696	14,517	7,573	10,094	131,594
Mínimo	0,142	0,157	0,262	0,355	0,189	0,239	1,278	1,100	0,431	0,201	0,182	0,200	11,270
Media	1,074	1,702	2,784	3,753	3,657	4,735	5,786	8,607	5,332	2,158	1,156	1,534	42,278

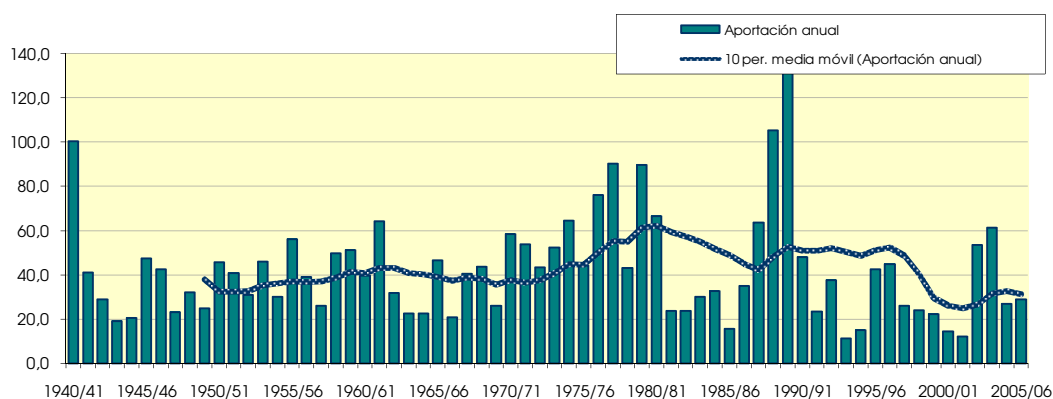
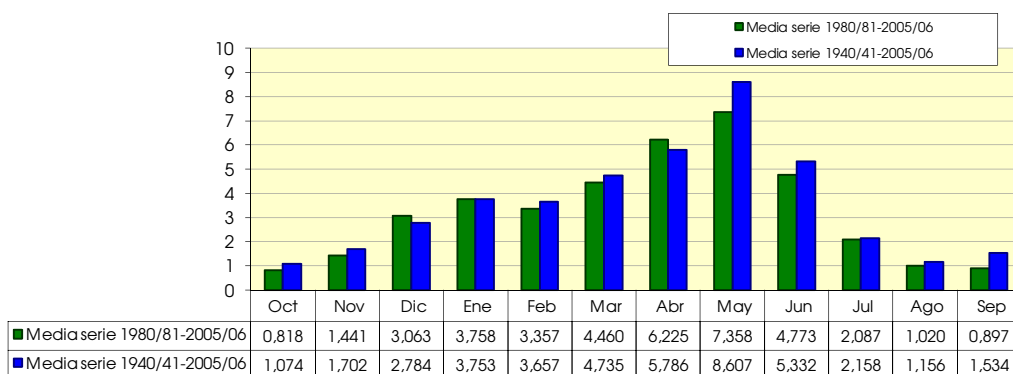
Percentil 1%	0,153	0,182	0,302	0,387	0,413	0,752	1,317	1,194	0,476	0,263	0,216	0,201	11,853
Percentil 5%	0,180	0,257	0,499	0,564	0,617	1,181	1,547	1,565	0,773	0,358	0,271	0,254	15,251
Percentil 10%	0,238	0,337	0,659	0,706	0,925	1,345	1,830	1,899	0,947	0,386	0,325	0,294	20,703
Percentil 25%	0,342	0,590	1,242	1,543	1,465	2,069	2,332	2,983	1,749	0,763	0,442	0,404	25,237
Percentil 50%	0,689	1,200	1,942	2,591	2,433	3,707	3,994	5,293	3,197	1,173	0,631	0,600	39,957
Desviación típica	1,266	1,843	2,409	3,386	3,604	3,447	4,951	8,659	6,895	2,689	1,348	1,916	23,358
Coef. variación	1,179	1,083	0,865	0,902	0,985	0,728	0,856	1,006	1,293	1,246	1,166	1,248	0,552

1980/2005
(hm³)

Serie para asignación y reserva

	Oct	Nov	Dic	Ene	Feb	Mar	Abr	May	Jun	Jul	Ago	Sep	Total
Máximo	5,459	7,323	10,025	14,888	14,545	10,570	28,206	40,624	36,696	14,517	7,573	6,035	131,594
Mínimo	0,167	0,231	0,262	0,355	0,189	0,239	1,278	1,100	0,431	0,201	0,182	0,200	11,270
Media	0,818	1,441	3,063	3,758	3,357	4,460	6,225	7,358	4,773	2,087	1,020	0,897	39,256

Percentil 1%	0,172	0,236	0,277	0,367	0,275	0,467	1,293	1,136	0,448	0,225	0,195	0,200	11,494
Percentil 5%	0,199	0,257	0,370	0,416	0,534	1,156	1,338	1,309	0,554	0,298	0,240	0,203	12,717
Percentil 10%	0,238	0,296	0,519	0,552	0,661	1,243	1,549	1,521	0,741	0,328	0,264	0,232	14,767
Percentil 25%	0,279	0,431	0,947	1,365	1,163	1,977	2,106	2,031	0,911	0,394	0,337	0,345	23,574
Percentil 50%	0,484	0,949	1,599	2,495	2,285	3,170	3,753	4,136	1,651	0,810	0,488	0,450	29,519
Desviación típica	1,112	1,509	2,896	3,993	3,331	3,159	6,725	8,317	8,981	3,609	1,630	1,424	28,391
Coef. variación	1,361	1,047	0,945	1,063	0,992	0,708	1,080	1,130	1,881	1,729	1,599	1,588	0,723



1704. Embalse de Robres del Castillo (río Jubera)

(hm ²)	Oct	Nov	Dic	Ene	Feb	Mar	Abr	May	Jun	Jul	Ago	Sep	Total
1940/41	0.949	0.530	0.447	1.567	2.506	2.026	2.559	7.039	2.483	1.214	0.706	0.858	22.883
1941/42	0.149	0.323	0.344	1.195	0.370	0.519	3.723	1.253	0.746	0.320	0.455	0.640	10.037
1942/43	0.228	0.219	0.415	0.638	0.699	0.519	0.891	0.936	0.448	0.526	0.306	0.656	6.480
1943/44	0.122	0.194	0.805	0.335	0.261	0.232	0.427	0.861	0.558	0.193	0.121	0.480	4.589
1944/45	0.214	0.309	0.232	0.722	0.426	0.810	0.561	0.471	0.316	0.274	0.644	0.263	5.242
1945/46	0.041	0.155	0.484	0.428	0.173	0.291	2.285	5.319	1.552	0.224	0.122	0.092	11.167
1946/47	0.038	0.041	0.533	0.482	1.534	1.580	0.852	2.176	1.001	0.275	0.317	1.021	9.850
1947/48	0.194	0.070	0.331	1.080	0.723	0.530	0.449	0.676	0.487	0.272	0.144	0.086	5.042
1948/49	0.083	0.051	0.101	0.169	0.150	0.618	0.835	1.642	1.604	0.458	0.307	1.736	7.754
1949/50	0.298	0.196	0.200	0.381	0.495	0.473	1.030	2.197	0.962	0.298	0.160	0.081	6.771
1950/51	0.106	0.122	1.311	1.167	1.021	1.233	1.451	1.870	2.447	1.063	0.374	0.282	12.446
1951/52	0.285	0.352	0.544	0.836	0.493	1.052	1.449	1.230	0.538	2.381	0.800	0.346	10.306
1952/53	0.355	0.325	0.526	0.488	0.289	0.316	0.938	0.566	3.480	0.788	0.145	0.114	8.329
1953/54	2.057	0.349	0.330	0.328	0.528	0.957	0.713	3.399	2.316	0.632	0.167	0.135	11.910
1954/55	0.074	0.280	0.183	0.505	0.856	0.714	0.622	0.752	1.178	1.110	0.500	0.243	7.016
1955/56	0.267	0.194	0.691	1.355	0.483	2.577	1.849	6.534	1.399	0.288	0.157	0.826	16.620
1956/57	0.153	0.620	0.275	0.126	0.307	0.436	0.841	2.066	3.736	0.800	0.142	0.138	9.641
1957/58	0.100	0.120	0.111	0.567	0.544	0.708	0.481	1.075	1.057	0.389	0.257	0.241	5.651
1958/59	0.091	0.243	0.975	0.901	0.349	1.423	0.897	3.664	3.304	0.884	0.276	1.393	14.401
1959/60	0.797	1.110	3.413	1.742	2.211	1.804	0.733	0.891	0.518	0.238	0.116	0.393	13.967
1960/61	1.003	0.524	1.320	1.156	0.563	0.381	0.494	1.342	0.735	0.214	0.223	1.220	9.177
1961/62	0.824	3.133	0.935	1.645	2.329	1.965	1.480	2.233	0.955	0.242	0.122	0.296	16.160
1962/63	0.180	0.149	0.251	0.444	0.353	1.111	0.976	0.796	1.367	0.676	0.212	0.337	6.851
1963/64	0.092	0.272	0.416	0.169	0.589	1.126	0.864	0.724	0.401	0.240	0.131	0.155	5.178
1964/65	0.132	0.130	0.246	0.594	0.330	0.947	0.886	0.716	0.282	0.103	0.073	0.491	4.929
1965/66	0.410	0.518	0.613	1.033	1.652	1.092	1.246	1.537	0.978	0.361	0.134	0.111	9.685
1966/67	0.333	0.772	0.397	0.408	0.368	0.451	0.508	0.742	0.523	0.256	0.122	0.096	4.977
1967/68	0.153	1.904	0.868	0.447	0.553	1.285	1.271	1.445	0.524	0.155	0.152	0.157	8.914
1968/69	0.053	0.127	0.387	0.453	0.352	1.101	2.760	1.850	1.490	0.727	0.216	0.843	10.358
1969/70	0.189	0.126	0.427	1.785	0.985	0.515	0.312	0.432	0.684	0.286	0.117	0.070	5.927
1970/71	0.044	0.161	0.291	0.528	0.396	0.693	1.768	6.462	3.062	1.549	0.355	0.225	15.533
1971/72	0.075	0.297	0.598	0.707	1.338	2.212	1.043	1.342	1.695	0.791	0.297	2.394	12.787
1972/73	0.667	0.901	0.753	0.857	1.229	0.653	0.400	0.687	3.138	0.927	0.295	0.141	10.647
1973/74	0.074	0.115	0.679	0.765	1.173	4.468	1.803	0.885	0.743	0.386	0.829	0.374	12.294
1974/75	0.368	0.378	0.164	0.257	0.600	1.390	3.516	6.140	1.665	0.329	0.514	0.797	16.119
1975/76	0.113	0.504	0.573	0.352	0.790	0.705	2.856	2.113	1.105	0.753	0.748	0.455	11.067
1976/77	0.257	0.329	0.452	1.043	0.351	0.427	0.455	3.834	7.950	1.913	1.339	0.641	18.992
1977/78	0.726	0.672	0.622	4.545	3.514	1.172	1.959	5.003	1.560	0.586	0.238	0.175	20.771
1978/79	0.204	0.177	0.253	1.857	1.459	1.037	1.462	0.872	0.532	0.216	0.112	0.095	8.275
1979/80	0.370	1.217	0.504	0.796	0.496	3.833	2.428	9.933	0.992	0.373	0.170	0.168	21.281
1980/81	0.313	0.361	0.825	2.039	0.659	0.756	7.423	2.302	0.385	0.282	0.136	0.112	15.593
1981/82	0.114	0.096	0.079	0.152	1.011	1.706	0.588	0.503	1.053	0.200	0.177	0.153	5.833
1982/83	0.219	0.448	0.848	0.416	0.349	0.341	0.762	0.411	0.211	0.379	0.365	0.624	5.374
1983/84	0.167	0.260	0.209	0.255	0.279	0.513	0.871	3.127	0.685	0.278	0.179	0.147	6.970
1984/85	0.233	0.551	0.396	0.642	0.455	0.466	0.474	3.415	0.579	0.239	0.194	0.165	7.810
1985/86	0.046	0.060	0.065	0.070	0.323	0.802	0.835	0.886	0.197	0.053	0.050	0.041	3.428
1986/87	0.047	0.085	0.347	0.826	1.415	0.782	1.835	0.364	0.382	0.676	0.269	0.103	7.131
1987/88	0.048	0.148	1.104	0.617	0.463	0.661	5.015	2.458	3.929	0.713	0.250	0.104	15.510
1988/89	0.253	0.419	0.434	0.108	0.050	0.064	0.342	7.921	7.969	3.833	2.843	1.735	25.971
1989/90	1.494	1.603	2.004	3.018	2.044	1.665	1.754	3.436	10.514	3.784	1.411	1.486	34.213
1990/91	0.075	0.104	0.216	0.256	0.462	1.934	4.333	2.041	0.515	0.137	0.091	0.128	10.291
1991/92	0.182	0.212	0.318	0.177	0.159	0.218	1.584	0.851	1.089	0.498	0.164	0.134	5.587
1992/93	0.496	0.827	0.702	0.347	0.193	1.840	0.704	2.054	0.657	0.191	0.112	0.174	8.297
1993/94	0.142	0.202	0.276	0.275	0.204	0.507	0.316	0.318	0.135	0.081	0.071	0.058	2.585
1994/95	0.054	0.150	0.117	0.700	0.240	1.104	0.379	0.530	0.208	0.112	0.081	0.099	3.775
1995/96	0.070	0.051	0.594	1.690	2.314	2.452	1.335	1.033	0.257	0.148	0.130	0.096	10.168
1996/97	0.121	0.254	1.694	3.913	0.865	0.338	0.525	0.407	1.015	0.821	0.420	0.134	10.506
1997/98	0.122	0.252	1.593	0.625	0.669	0.524	0.446	0.989	0.336	0.125	0.075	0.057	5.814
1998/99	0.076	0.100	0.224	0.522	0.992	1.529	0.834	0.583	0.210	0.294	0.173	0.130	5.668
1999/00	0.083	0.330	1.279	0.467	0.584	0.304	1.195	0.510	0.230	0.098	0.086	0.072	5.237
2000/01	0.072	0.093	0.136	0.446	0.825	0.611	0.493	0.296	0.115	0.078	0.070	0.072	3.307
2001/02	0.062	0.049	0.085	0.093	0.125	0.286	0.421	0.891	0.330	0.098	0.089	0.089	2.618
2002/03	0.164	0.183	0.997	0.590	4.390	1.981	0.917	3.149	0.365	0.102	0.128	0.196	13.162
2003/04	0.159	0.584	0.855	1.713	1.329	2.969	2.248	3.177	0.698	0.701	0.151	0.245	14.829
2004/05	0.162	0.249	0.302	0.492	0.750	1.619	0.944	0.900	0.269	0.117	0.090	0.078	5.971
2005/06	0.064	0.534	0.379	0.835	0.359	1.614	1.263	0.545	0.879	0.350	0.125	0.102	7.049

1704. Embalse de Robres del Castillo (río Jubera)

1940/2005
(hm³)

Serie completa

	Oct	Nov	Dic	Ene	Feb	Mar	Abr	May	Jun	Jul	Ago	Sep	Total
Máximo	2,057	3,133	3,413	4,545	4,390	4,468	7,423	9,933	10,514	3,833	2,843	2,394	34,213
Mínimo	0,038	0,041	0,065	0,070	0,050	0,064	0,312	0,296	0,115	0,053	0,050	0,041	2,585
Media	0,271	0,400	0,592	0,851	0,839	1,106	1,362	2,073	1,420	0,577	0,311	0,391	10,193

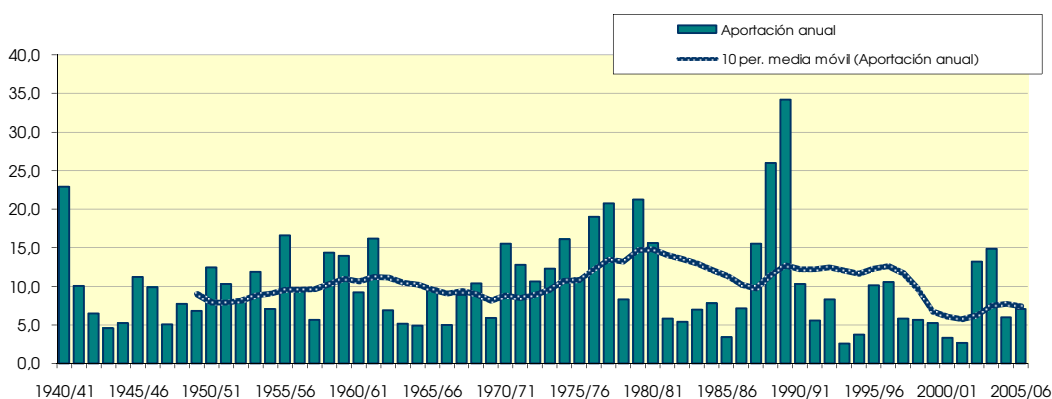
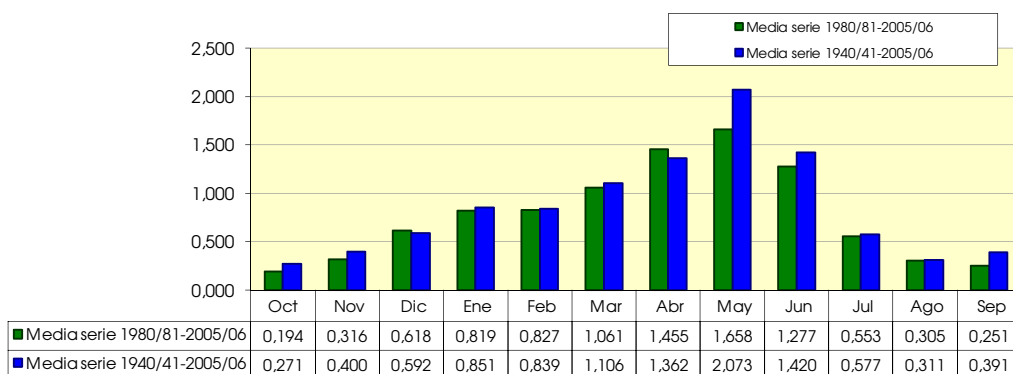
Percentil 1%	0,040	0,046	0,074	0,085	0,099	0,164	0,315	0,311	0,128	0,069	0,063	0,051	2,607
Percentil 5%	0,046	0,053	0,104	0,133	0,163	0,287	0,384	0,408	0,209	0,098	0,073	0,070	3,514
Percentil 10%	0,053	0,089	0,150	0,173	0,222	0,327	0,436	0,487	0,244	0,108	0,088	0,079	4,953
Percentil 25%	0,077	0,135	0,258	0,387	0,351	0,514	0,568	0,728	0,413	0,215	0,122	0,103	5,819
Percentil 50%	0,156	0,253	0,431	0,592	0,549	0,806	0,907	1,241	0,745	0,309	0,169	0,167	9,045
Desviación típica	0,350	0,491	0,539	0,827	0,806	0,849	1,239	2,062	1,892	0,721	0,414	0,480	5,922
Coef. variación	1,291	1,226	0,911	0,972	0,961	0,768	0,909	0,995	1,332	1,248	1,331	1,228	0,581

1980/2005
(hm³)

Serie para asignación y reserva

	Oct	Nov	Dic	Ene	Feb	Mar	Abr	May	Jun	Jul	Ago	Sep	Total
Máximo	1,494	1,603	2,004	3,913	4,390	2,969	7,423	7,921	10,514	3,833	2,843	1,735	34,213
Mínimo	0,046	0,049	0,065	0,070	0,050	0,064	0,316	0,296	0,115	0,053	0,050	0,041	2,585
Media	0,194	0,316	0,618	0,819	0,827	1,061	1,455	1,658	1,277	0,553	0,305	0,251	9,334

Percentil 1%	0,046	0,050	0,069	0,076	0,068	0,103	0,323	0,302	0,120	0,059	0,055	0,045	2,593
Percentil 5%	0,047	0,053	0,081	0,097	0,134	0,235	0,351	0,330	0,150	0,079	0,070	0,057	2,790
Percentil 10%	0,051	0,073	0,101	0,130	0,176	0,295	0,400	0,385	0,202	0,090	0,073	0,065	3,367
Percentil 25%	0,070	0,101	0,218	0,261	0,290	0,476	0,501	0,515	0,237	0,113	0,089	0,090	5,427
Percentil 50%	0,122	0,230	0,387	0,507	0,524	0,769	0,853	0,896	0,383	0,219	0,133	0,120	7,010
Desviación típica	0,284	0,328	0,543	0,935	0,922	0,779	1,668	1,692	2,483	0,984	0,580	0,416	7,290
Coef. variación	1,466	1,038	0,878	1,142	1,114	0,734	1,146	1,020	1,944	1,778	1,903	1,657	0,781



1705. Embalse de Ribafrecha (río Leza)

(hm ³)	Oct	Nov	Dic	Ene	Feb	Mar	Abr	May	Jun	Jul	Ago	Sep	Total
1940/41	3.919	2.755	2.984	8.299	15.181	11.942	13.221	36.241	13.336	6.588	4.530	5.152	124.149
1941/42	0.772	2.194	2.475	8.224	1.864	3.411	15.002	6.009	4.365	1.737	2.236	3.192	51.480
1942/43	1.222	1.212	3.406	3.608	5.309	2.686	4.675	4.905	2.446	2.623	1.406	2.370	35.868
1943/44	0.570	1.232	4.770	1.637	1.176	1.337	2.526	4.411	2.788	1.023	0.642	2.248	24.361
1944/45	1.027	1.365	1.195	3.222	2.279	4.155	2.789	2.523	1.623	1.224	3.404	1.266	26.072
1945/46	0.243	0.733	2.999	1.979	0.807	1.653	12.849	27.185	6.790	1.315	0.776	0.590	57.916
1946/47	0.228	0.227	2.791	2.400	6.783	8.491	4.462	12.467	4.959	1.539	1.820	5.775	51.941
1947/48	0.922	0.380	1.853	7.790	3.668	2.814	2.351	3.698	2.550	1.484	0.770	0.524	28.804
1948/49	0.438	0.269	0.557	0.909	0.774	4.127	4.301	8.690	6.541	2.253	1.774	9.080	39.714
1949/50	1.262	0.958	0.927	1.530	2.431	2.311	4.351	9.882	4.431	1.553	0.793	0.501	30.931
1950/51	0.520	0.567	6.051	5.250	4.075	6.559	7.082	8.416	10.099	4.172	1.910	1.617	56.318
1951/52	1.431	2.456	2.780	2.837	2.529	5.587	7.902	5.674	2.681	10.338	3.622	1.781	49.618
1952/53	1.078	2.019	2.873	2.282	1.495	1.714	4.608	2.803	13.963	3.503	0.792	0.750	37.879
1953/54	7.538	1.507	1.771	1.851	2.991	5.171	4.021	15.487	10.762	3.079	0.997	0.861	56.036
1954/55	0.408	1.455	0.898	3.265	5.431	3.974	3.716	4.305	7.631	4.210	2.927	1.931	40.152
1955/56	1.549	1.033	3.948	6.075	2.073	10.241	10.172	20.649	6.416	1.698	1.008	4.025	68.889
1956/57	0.785	2.942	1.277	0.803	1.843	2.367	4.132	11.322	17.185	3.713	0.889	0.814	48.072
1957/58	0.577	0.764	0.645	3.342	3.358	3.994	2.562	6.947	5.679	1.955	1.331	1.214	32.367
1958/59	0.480	1.864	7.936	4.652	1.672	5.088	4.296	12.319	9.516	4.013	1.447	7.349	60.632
1959/60	3.646	2.774	13.784	8.324	9.963	8.986	3.726	4.497	2.801	1.414	0.714	2.581	63.210
1960/61	5.956	2.737	7.027	5.734	3.168	2.211	3.066	7.445	3.326	1.194	1.194	6.513	49.572
1961/62	3.622	9.762	4.842	9.192	12.125	10.747	8.074	12.633	4.789	1.517	0.861	1.590	79.754
1962/63	0.895	0.825	1.611	2.341	1.767	8.223	5.273	4.306	7.634	3.146	1.127	1.943	39.093
1963/64	0.475	1.916	1.750	0.852	3.713	6.214	4.681	4.062	2.169	1.390	0.760	0.882	28.864
1964/65	0.699	0.631	1.628	3.469	1.511	4.968	5.345	3.921	1.502	0.649	0.451	3.385	28.158
1965/66	2.603	3.743	4.328	7.735	9.850	5.906	6.226	7.989	5.254	1.998	0.878	0.718	57.228
1966/67	2.182	4.789	2.055	2.178	1.980	2.418	2.411	3.614	2.669	1.440	0.740	0.606	27.083
1967/68	0.884	12.011	4.968	2.595	3.496	7.087	6.795	7.641	2.763	1.063	0.873	0.908	51.084
1968/69	0.298	0.621	2.477	2.240	1.891	6.630	12.518	9.304	8.617	3.564	1.174	4.226	53.561
1969/70	0.898	0.672	3.631	9.488	5.005	2.751	2.026	2.640	3.855	1.449	0.675	0.458	33.547
1970/71	0.258	0.772	1.355	1.960	2.141	3.688	10.061	29.208	12.897	7.495	1.946	1.402	73.184
1971/72	0.437	1.619	3.469	3.576	7.687	9.752	5.974	8.073	7.714	4.216	1.605	12.547	66.668
1972/73	2.907	3.781	3.496	4.430	6.110	3.612	2.615	3.994	16.425	4.555	1.643	0.915	54.482
1973/74	0.418	0.519	4.218	4.483	6.658	20.786	8.634	5.308	4.589	2.184	4.262	1.848	63.907
1974/75	1.956	1.713	0.832	1.334	2.423	7.101	16.367	28.814	7.966	1.948	3.568	4.172	78.193
1975/76	0.596	3.258	2.275	1.635	3.329	3.146	12.947	10.523	6.129	3.936	4.235	2.277	54.285
1976/77	1.275	1.665	1.958	4.379	1.992	2.166	2.369	19.190	35.895	10.510	7.289	4.106	92.794
1977/78	3.704	3.345	3.842	18.653	22.597	7.069	10.428	27.384	8.364	3.170	1.941	1.489	111.987
1978/79	1.287	1.230	1.843	11.854	9.051	6.443	8.374	5.304	3.187	1.379	0.704	0.684	51.339
1979/80	2.111	6.557	2.496	4.406	2.947	19.259	12.190	49.118	5.003	2.009	1.049	0.973	108.116
1980/81	1.697	2.514	4.995	13.603	3.647	4.691	34.188	11.136	2.010	1.722	0.859	0.619	81.682
1981/82	0.635	0.614	0.572	0.779	5.267	8.909	3.179	2.713	5.422	1.011	0.911	0.787	30.798
1982/83	0.909	3.022	5.431	1.986	1.643	1.985	4.236	2.064	1.147	1.555	2.367	2.997	29.343
1983/84	1.220	1.147	1.190	1.295	1.574	2.399	4.746	16.988	3.732	1.495	1.526	1.478	38.789
1984/85	1.331	3.474	1.896	3.477	2.887	2.507	2.573	16.417	2.818	1.479	1.261	1.189	41.308
1985/86	0.377	0.314	0.320	0.473	1.881	3.910	5.299	4.752	1.062	0.325	0.305	0.237	19.255
1986/87	0.227	0.408	2.015	4.601	10.532	3.852	10.070	1.914	2.346	3.957	1.349	0.589	41.860
1987/88	0.278	0.792	5.765	3.707	2.543	3.610	25.880	10.005	17.994	3.221	1.572	0.924	76.291
1988/89	1.489	2.086	2.295	0.634	0.225	0.287	1.652	46.557	37.936	20.350	11.167	9.827	134.505
1989/90	9.324	8.399	11.130	13.999	9.800	10.037	11.250	16.903	43.549	16.735	7.732	7.425	166.283
1990/91	0.408	0.517	1.092	1.779	2.455	11.986	21.969	12.074	2.750	0.954	0.720	0.762	57.466
1991/92	0.920	1.204	1.587	1.075	0.893	1.397	8.670	4.222	5.845	2.392	0.987	0.786	29.979
1992/93	3.693	3.893	4.419	1.858	1.137	9.281	3.545	12.885	2.955	1.112	0.925	0.836	46.539
1993/94	0.921	1.016	1.556	1.811	1.160	2.916	1.829	1.659	0.729	0.501	0.429	0.270	14.798
1994/95	0.290	0.721	0.628	3.809	1.150	5.131	1.832	3.119	0.997	0.660	0.442	0.507	19.286
1995/96	0.395	0.317	4.102	9.482	10.433	10.925	7.234	5.687	1.481	0.851	0.677	0.562	52.145
1996/97	0.699	1.544	11.549	17.142	4.059	2.066	2.669	1.806	4.962	4.692	1.927	0.699	53.812
1997/98	0.720	1.542	9.462	3.195	3.128	2.868	2.475	5.387	1.614	0.644	0.455	0.278	31.769
1998/99	0.419	0.552	1.156	3.071	5.713	7.545	4.073	3.219	1.260	1.560	0.831	0.467	29.865
1999/00	0.459	1.720	7.014	2.233	3.049	1.622	6.848	2.183	1.136	0.605	0.543	0.408	27.820
2000/01	0.320	0.487	0.793	2.841	4.092	3.537	2.438	1.789	0.816	0.480	0.339	0.416	18.349
2001/02	0.304	0.279	0.434	0.549	0.664	1.590	2.252	6.185	1.772	0.567	0.456	0.456	15.507
2002/03	0.948	1.056	6.421	4.261	17.628	10.232	4.293	16.157	1.710	0.665	0.710	0.937	65.019
2003/04	0.837	2.844	4.204	11.356	6.065	12.728	10.575	16.860	3.483	3.409	0.850	1.060	74.269
2004/05	0.843	1.246	1.956	3.011	4.267	10.537	5.854	3.578	1.182	0.671	0.600	0.458	34.203
2005/06	0.403	3.002	2.016	4.497	1.777	9.326	6.546	2.618	2.840	1.555	0.727	0.676	35.982

1705. Embalse de Ribafrecha (río Leza)

1940/2005

(hm³)

Serie completa

	Oct	Nov	Dic	Ene	Feb	Mar	Abr	May	Jun	Jul	Ago	Sep	Total
Máximo	9,324	12,011	13,784	18,653	22,597	20,786	34,188	49,118	43,549	20,350	11,167	12,547	166,283
Mínimo	0,227	0,227	0,320	0,473	0,225	0,287	1,652	1,659	0,729	0,325	0,305	0,237	14,798
Media	1,396	2,054	3,334	4,505	4,437	5,798	6,989	10,421	6,680	2,900	1,688	2,135	52,337

Percentil 1%	0,228	0,255	0,394	0,522	0,511	0,970	1,767	1,744	0,786	0,425	0,327	0,258	15,259
Percentil 5%	0,263	0,315	0,586	0,785	0,828	1,598	2,082	1,952	1,080	0,576	0,445	0,410	19,263
Percentil 10%	0,301	0,448	0,812	0,992	1,155	1,850	2,390	2,571	1,221	0,654	0,500	0,458	26,577
Percentil 25%	0,437	0,724	1,564	1,883	1,848	2,702	3,095	3,939	2,371	1,202	0,730	0,633	31,140
Percentil 50%	0,863	1,410	2,476	3,243	3,020	4,423	4,714	6,566	4,110	1,629	0,992	0,955	49,595
Desviación típica	1,686	2,176	2,780	3,989	4,210	4,102	5,862	10,164	8,256	3,467	1,872	2,527	28,886
Coef. variación	1,207	1,059	0,834	0,886	0,949	0,708	0,839	0,975	1,236	1,195	1,109	1,184	0,552

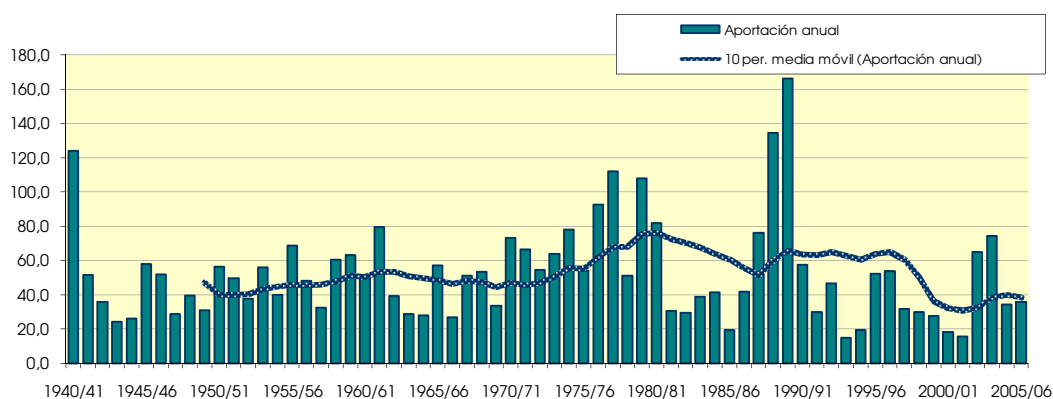
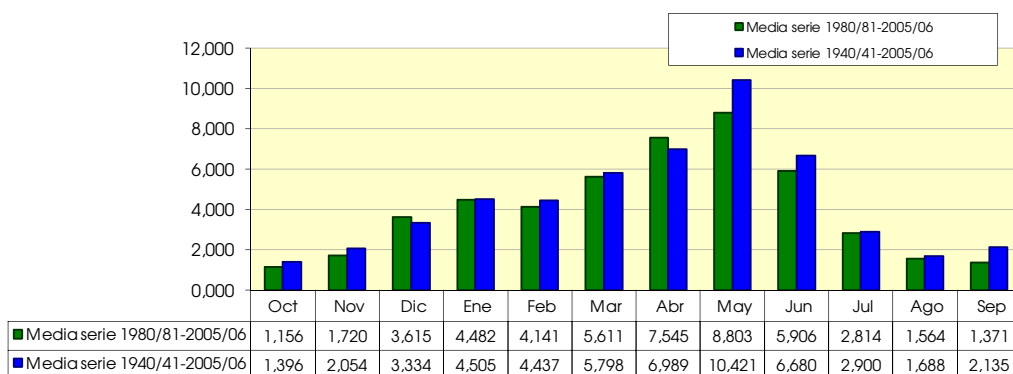
1980/2005

(hm³)

Serie para asignación y reserva

	Oct	Nov	Dic	Ene	Feb	Mar	Abr	May	Jun	Jul	Ago	Sep	Total
Máximo	9,324	8,399	11,549	17,142	17,628	12,728	34,188	46,557	43,549	20,350	11,167	9,827	166,283
Mínimo	0,227	0,279	0,320	0,473	0,225	0,287	1,652	1,659	0,729	0,325	0,305	0,237	14,798
Media	1,156	1,720	3,615	4,482	4,141	5,611	7,545	8,803	5,906	2,814	1,564	1,371	48,728

Percentil 1%	0,240	0,288	0,349	0,492	0,335	0,564	1,696	1,692	0,751	0,363	0,314	0,245	14,975
Percentil 5%	0,281	0,315	0,468	0,570	0,721	1,445	1,830	1,793	0,861	0,485	0,362	0,272	16,218
Percentil 10%	0,297	0,362	0,600	0,707	1,015	1,606	2,042	1,860	1,029	0,534	0,436	0,343	18,802
Percentil 25%	0,397	0,567	1,164	1,787	1,591	2,426	2,597	2,642	1,201	0,661	0,557	0,460	29,474
Percentil 50%	0,710	1,176	2,016	3,041	2,968	3,881	4,519	5,070	2,178	1,295	0,841	0,687	37,386
Desviación típica	1,809	1,729	3,289	4,610	3,998	3,902	7,997	9,564	10,823	4,797	2,424	2,229	35,596
Coef. variación	1,565	1,006	0,910	1,029	0,965	0,695	1,060	1,086	1,833	1,705	1,550	1,626	0,730



1710. Barranco Ruedas

1940/2005
(hm³)

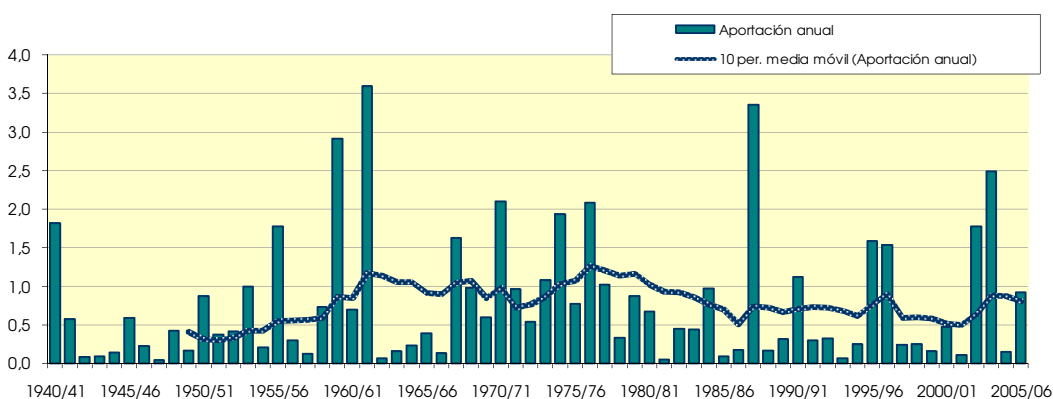
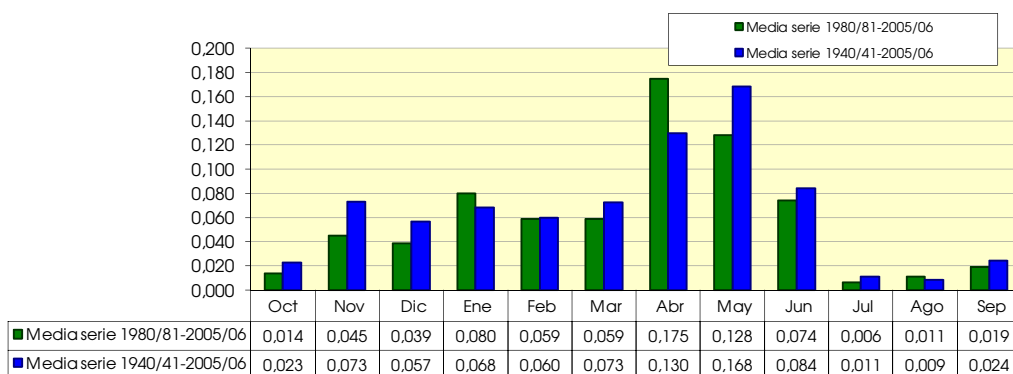
Serie completa

	Oct	Nov	Dic	Ene	Feb	Mar	Abr	May	Jun	Jul	Ago	Sep	Total
Máximo	0,496	1,641	1,547	0,858	0,722	0,788	1,268	1,377	1,014	0,133	0,170	0,301	3,592
Mínimo	0,000	0,000	0,000	0,000	0,000	0,000	0,000	0,000	0,000	0,000	0,000	0,000	0,046
Media	0,023	0,073	0,057	0,068	0,060	0,073	0,130	0,168	0,084	0,011	0,009	0,024	0,780
Percentil 1%	0,000	0,000	0,000	0,000	0,000	0,000	0,000	0,000	0,000	0,000	0,000	0,000	0,047
Percentil 5%	0,000	0,000	0,000	0,000	0,000	0,000	0,000	0,000	0,000	0,000	0,000	0,000	0,071
Percentil 10%	0,000	0,000	0,000	0,000	0,000	0,000	0,001	0,001	0,001	0,000	0,000	0,000	0,102
Percentil 25%	0,000	0,001	0,002	0,002	0,002	0,001	0,007	0,008	0,002	0,000	0,000	0,001	0,181
Percentil 50%	0,003	0,004	0,012	0,014	0,014	0,018	0,028	0,022	0,010	0,001	0,001	0,003	0,442
Desviación típica	0,066	0,265	0,197	0,133	0,133	0,142	0,249	0,320	0,171	0,026	0,024	0,054	0,820
Coef. variación	2,867	3,625	3,471	1,949	2,223	1,950	1,920	1,899	2,035	2,420	2,792	2,212	1,052

1980/2005
(hm³)

Serie para asignación y reserva

	Oct	Nov	Dic	Ene	Feb	Mar	Abr	May	Jun	Jul	Ago	Sep	Total
Máximo	0,095	0,713	0,306	0,858	0,521	0,553	1,268	0,993	1,014	0,038	0,170	0,147	3,350
Mínimo	0,000	0,000	0,000	0,000	0,001	0,000	0,003	0,001	0,000	0,000	0,000	0,000	0,048
Media	0,014	0,045	0,039	0,080	0,059	0,059	0,175	0,128	0,074	0,006	0,011	0,019	0,709
Percentil 1%	0,000	0,000	0,000	0,000	0,001	0,000	0,004	0,002	0,000	0,000	0,000	0,000	0,052
Percentil 5%	0,000	0,000	0,001	0,000	0,001	0,000	0,007	0,005	0,000	0,000	0,000	0,000	0,073
Percentil 10%	0,000	0,001	0,002	0,000	0,001	0,000	0,008	0,008	0,001	0,000	0,000	0,000	0,102
Percentil 25%	0,001	0,003	0,004	0,002	0,004	0,001	0,014	0,012	0,002	0,000	0,001	0,001	0,165
Percentil 50%	0,003	0,005	0,012	0,006	0,012	0,017	0,027	0,021	0,007	0,002	0,002	0,003	0,317
Desviación típica	0,025	0,140	0,073	0,183	0,133	0,120	0,336	0,227	0,206	0,010	0,034	0,037	0,828
Coef. variación	1,834	3,102	1,881	2,280	2,257	2,056	1,922	1,771	2,785	1,554	3,047	1,907	1,168



1711. Barranco San Julian

1940/2005
(hm³)

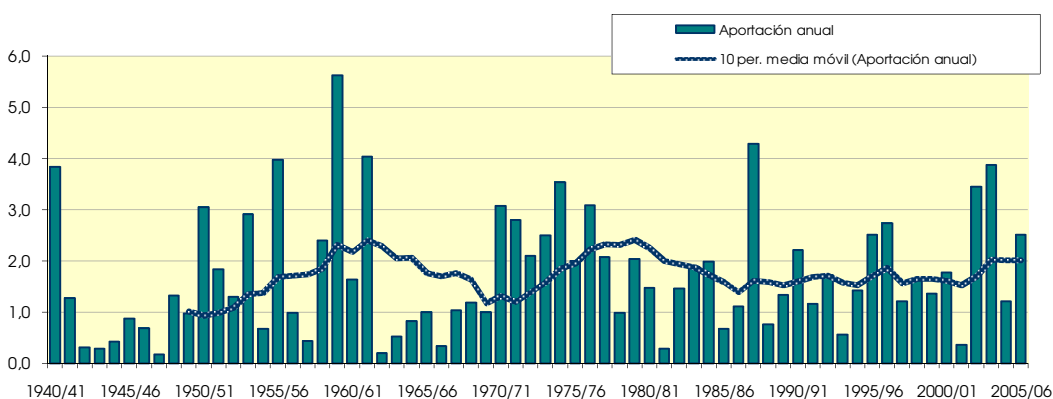
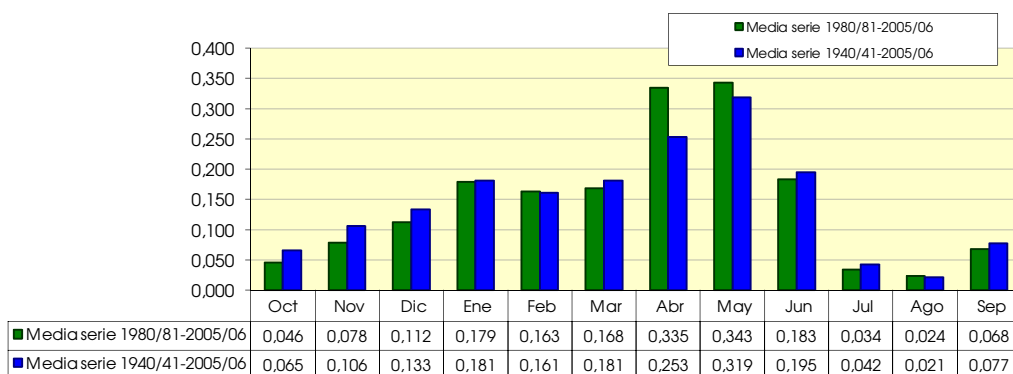
Serie completa

	Oct	Nov	Dic	Ene	Feb	Mar	Abr	May	Jun	Jul	Ago	Sep	Total
Máximo	0,986	1,926	2,461	0,870	1,024	1,395	1,434	1,584	1,068	0,428	0,262	0,777	5,635
Mínimo	0,000	0,000	0,000	0,000	0,000	0,000	0,000	0,000	0,000	0,000	0,000	0,000	0,170
Media	0,065	0,106	0,133	0,181	0,161	0,181	0,253	0,319	0,195	0,042	0,021	0,077	1,735
Percentil 1%	0,000	0,000	0,000	0,000	0,000	0,000	0,000	0,000	0,000	0,000	0,000	0,000	0,194
Percentil 5%	0,000	0,000	0,000	0,002	0,002	0,000	0,001	0,001	0,001	0,000	0,000	0,000	0,292
Percentil 10%	0,000	0,000	0,001	0,004	0,003	0,000	0,007	0,004	0,003	0,000	0,000	0,000	0,394
Percentil 25%	0,001	0,004	0,011	0,023	0,026	0,010	0,067	0,063	0,017	0,000	0,000	0,001	0,902
Percentil 50%	0,012	0,018	0,061	0,094	0,101	0,079	0,183	0,156	0,064	0,007	0,003	0,008	1,397
Desviación típica	0,145	0,274	0,312	0,206	0,195	0,260	0,296	0,390	0,273	0,085	0,049	0,159	1,191
Coef. variación	2,211	2,585	2,349	1,137	1,214	1,431	1,167	1,223	1,399	2,016	2,276	2,067	0,686

1980/2005
(hm³)

Serie para asignación y reserva

	Oct	Nov	Dic	Ene	Feb	Mar	Abr	May	Jun	Jul	Ago	Sep	Total
Máximo	0,268	0,481	0,428	0,870	0,713	0,572	1,434	1,279	1,068	0,150	0,262	0,425	4,297
Mínimo	0,000	0,000	0,000	0,001	0,004	0,000	0,035	0,036	0,002	0,000	0,000	0,000	0,284
Media	0,046	0,078	0,112	0,179	0,163	0,168	0,335	0,343	0,183	0,034	0,024	0,068	1,733
Percentil 1%	0,000	0,000	0,001	0,001	0,007	0,000	0,038	0,049	0,002	0,000	0,000	0,000	0,303
Percentil 5%	0,000	0,001	0,005	0,002	0,018	0,000	0,056	0,089	0,005	0,000	0,000	0,000	0,413
Percentil 10%	0,000	0,004	0,012	0,002	0,028	0,003	0,091	0,094	0,010	0,000	0,000	0,000	0,620
Percentil 25%	0,003	0,011	0,023	0,028	0,050	0,029	0,124	0,126	0,029	0,001	0,001	0,002	1,178
Percentil 50%	0,017	0,034	0,074	0,072	0,107	0,128	0,209	0,177	0,079	0,014	0,004	0,009	1,467
Desviación típica	0,073	0,112	0,115	0,231	0,177	0,164	0,362	0,312	0,276	0,046	0,058	0,125	1,018
Coef. variación	1,587	1,429	1,022	1,289	1,090	0,976	1,081	0,911	1,506	1,360	2,437	1,828	0,587



1712. Barranco Madre

1940/2005

(hm³)

Serie completa

	Oct	Nov	Dic	Ene	Feb	Mar	Abr	May	Jun	Jul	Ago	Sep	Total
Máximo	2,104	5,771	5,498	3,047	2,082	2,938	4,304	4,031	3,389	0,731	0,631	1,408	12,058
Mínimo	0,004	0,004	0,004	0,004	0,004	0,004	0,004	0,006	0,004	0,004	0,004	0,004	0,395
Media	0,141	0,299	0,274	0,358	0,315	0,345	0,544	0,685	0,387	0,075	0,049	0,142	3,612

Percentil 1%	0,004	0,004	0,004	0,005	0,004	0,004	0,005	0,007	0,005	0,004	0,004	0,004	0,453
Percentil 5%	0,005	0,005	0,005	0,009	0,007	0,005	0,007	0,009	0,009	0,005	0,005	0,004	0,602
Percentil 10%	0,006	0,007	0,009	0,015	0,010	0,007	0,016	0,011	0,011	0,006	0,005	0,006	0,787
Percentil 25%	0,009	0,018	0,029	0,044	0,043	0,019	0,090	0,090	0,033	0,007	0,007	0,008	1,539
Percentil 50%	0,031	0,042	0,112	0,135	0,151	0,120	0,256	0,212	0,101	0,018	0,012	0,025	2,624
Desviación típica	0,306	0,885	0,701	0,509	0,487	0,540	0,826	1,027	0,631	0,142	0,101	0,279	2,921
Coef. variación	2,169	2,962	2,557	1,423	1,545	1,568	1,518	1,500	1,628	1,899	2,076	1,970	0,809

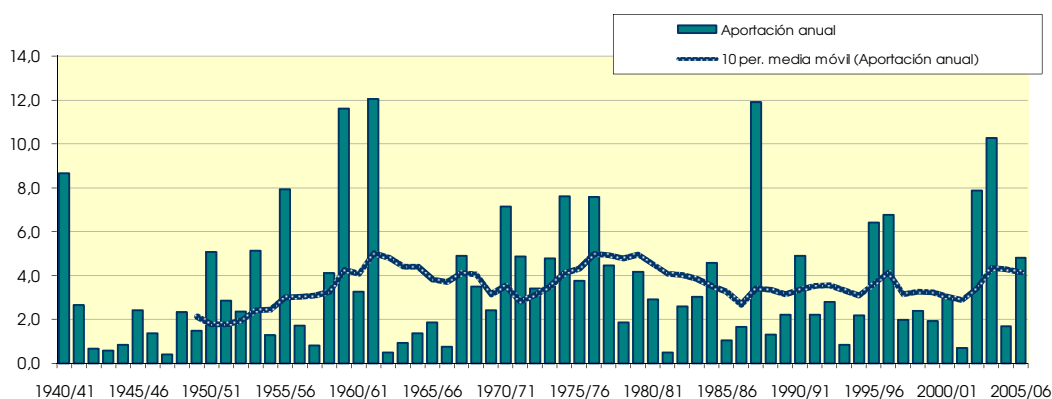
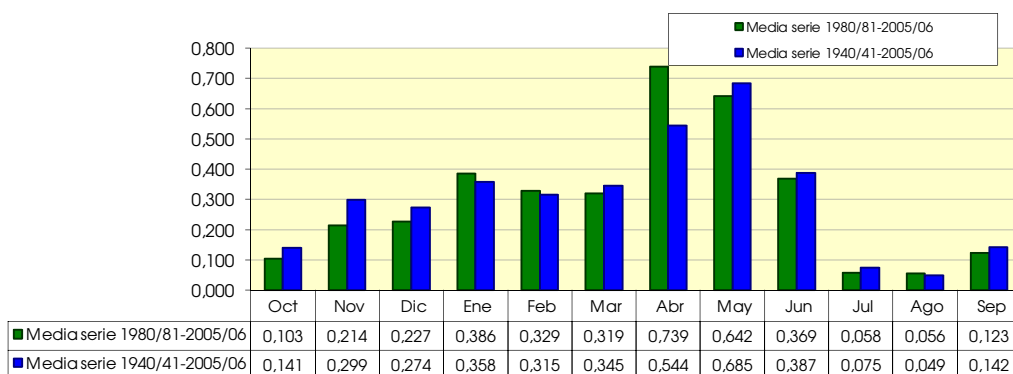
1980/2005

(hm³)

Serie para asignación y reserva

	Oct	Nov	Dic	Ene	Feb	Mar	Abr	May	Jun	Jul	Ago	Sep	Total
Máximo	0,589	2,345	1,225	3,047	2,009	1,966	4,304	3,343	3,389	0,236	0,631	0,775	11,900
Mínimo	0,004	0,004	0,005	0,008	0,012	0,005	0,048	0,046	0,009	0,005	0,005	0,004	0,496
Media	0,103	0,214	0,227	0,386	0,329	0,319	0,739	0,642	0,369	0,058	0,056	0,123	3,565

Percentil 1%	0,004	0,004	0,008	0,008	0,016	0,005	0,056	0,062	0,009	0,005	0,005	0,004	0,546
Percentil 5%	0,006	0,007	0,017	0,009	0,029	0,006	0,088	0,113	0,012	0,005	0,006	0,005	0,737
Percentil 10%	0,006	0,016	0,026	0,013	0,041	0,011	0,119	0,128	0,020	0,006	0,006	0,006	0,953
Percentil 25%	0,013	0,027	0,044	0,045	0,074	0,041	0,178	0,168	0,042	0,009	0,008	0,011	1,764
Percentil 50%	0,042	0,067	0,124	0,105	0,148	0,192	0,275	0,237	0,101	0,031	0,014	0,021	2,497
Desviación típica	0,156	0,462	0,294	0,666	0,517	0,436	1,100	0,772	0,731	0,072	0,130	0,212	2,926
Coef. variación	1,518	2,162	1,295	1,722	1,572	1,368	1,487	1,203	1,981	1,229	2,317	1,725	0,821



1721. Río Iregua toma canal alimentador Embalse de Ortigosa

1940/2005

(hm³)

Serie completa

	Oct	Nov	Dic	Ene	Feb	Mar	Abr	May	Jun	Jul	Ago	Sep	Total
Máximo	12,259	26,434	52,317	25,567	30,862	58,416	25,766	34,999	18,847	7,280	7,499	8,198	110,358
Mínimo	0,216	0,000	0,210	0,208	0,268	0,000	0,000	0,706	0,338	0,297	0,178	0,181	19,112
Media	2,559	4,412	6,363	4,817	4,724	5,685	5,118	5,383	3,013	1,572	1,131	1,397	46,174

Percentil 1%	0,243	0,078	0,336	0,216	0,293	0,000	0,000	0,810	0,413	0,305	0,192	0,192	19,822
Percentil 5%	0,360	0,447	0,553	0,640	0,622	0,636	0,989	1,048	0,556	0,347	0,232	0,272	21,572
Percentil 10%	0,580	0,726	0,770	0,896	1,028	1,087	1,371	1,298	0,783	0,378	0,323	0,287	25,341
Percentil 25%	0,840	1,422	1,562	1,388	1,280	1,722	2,190	1,802	1,303	0,653	0,444	0,423	31,421
Percentil 50%	1,372	2,619	3,385	3,058	2,619	2,825	3,626	2,964	2,161	1,010	0,717	0,854	40,116
Desviación típica	2,522	5,113	9,868	5,406	5,781	8,428	4,846	6,251	2,885	1,577	1,217	1,449	20,056
Coef. variación	0,985	1,159	1,551	1,122	1,224	1,482	0,947	1,161	0,958	1,003	1,076	1,037	0,434

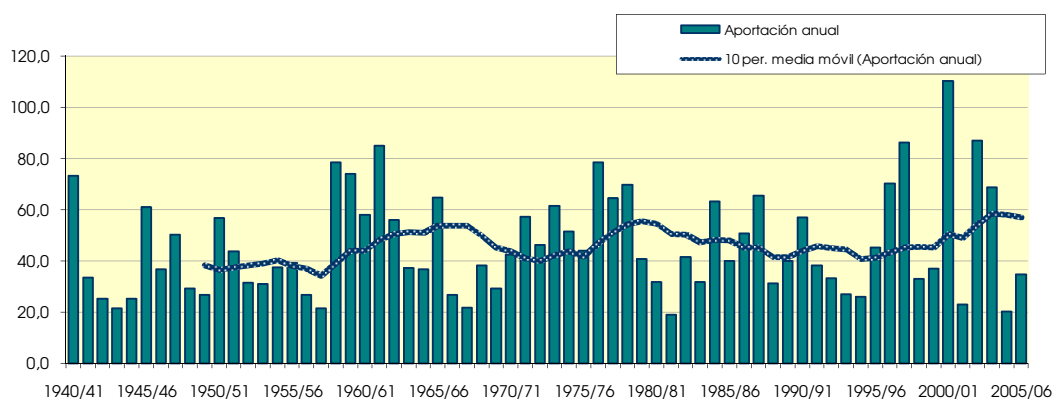
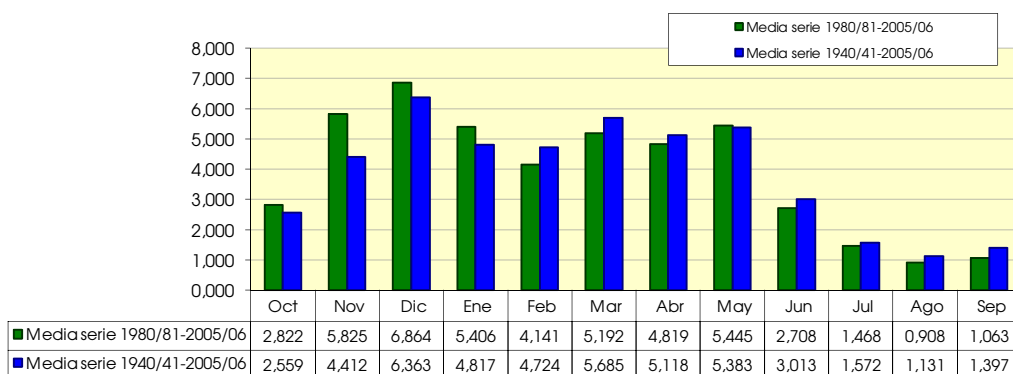
1980/2005

(hm³)

Serie para asignación y reserva

	Oct	Nov	Dic	Ene	Feb	Mar	Abr	May	Jun	Jul	Ago	Sep	Total
Máximo	11,373	26,434	50,589	20,596	30,862	58,416	17,560	32,639	9,953	7,280	4,425	4,318	110,358
Mínimo	0,216	0,253	0,404	0,208	0,307	0,573	0,941	0,706	0,338	0,309	0,200	0,181	19,112
Media	2,822	5,825	6,864	5,406	4,141	5,192	4,819	5,445	2,708	1,468	0,908	1,063	46,661

Percentil 1%	0,226	0,341	0,434	0,271	0,372	0,581	0,989	0,792	0,387	0,318	0,207	0,205	19,385
Percentil 5%	0,310	0,639	0,595	0,547	0,622	0,666	1,138	1,109	0,565	0,347	0,232	0,280	20,937
Percentil 10%	0,534	0,823	0,919	0,951	0,943	1,037	1,287	1,298	0,696	0,363	0,285	0,317	24,630
Percentil 25%	1,122	2,259	1,651	1,531	1,595	1,558	1,999	1,574	1,124	0,553	0,385	0,396	31,847
Percentil 50%	1,524	2,874	3,694	3,063	2,385	2,606	3,584	3,319	1,692	0,870	0,612	0,801	39,228
Desviación típica	2,733	7,068	9,860	5,773	5,878	11,100	4,382	6,494	2,515	1,607	0,930	1,003	23,092
Coef. variación	0,968	1,213	1,436	1,068	1,419	2,138	0,909	1,193	0,929	1,095	1,024	0,944	0,495



1722. Río Iregua, azud Islallana (Canal de Logroño)

1940/2005
(hm³)

Serie completa

	Oct	Nov	Dic	Ene	Feb	Mar	Abr	May	Jun	Jul	Ago	Sep	Total
Máximo	47,173	73,359	134,596	69,583	74,734	89,044	63,574	94,610	51,441	20,087	26,628	25,413	309,652
Mínimo	1,336	1,442	2,368	1,400	2,896	2,717	5,264	4,818	3,438	1,801	1,557	1,634	81,879
Media	9,342	15,105	21,082	18,797	18,186	19,883	20,525	20,675	12,197	6,641	5,143	5,505	173,082

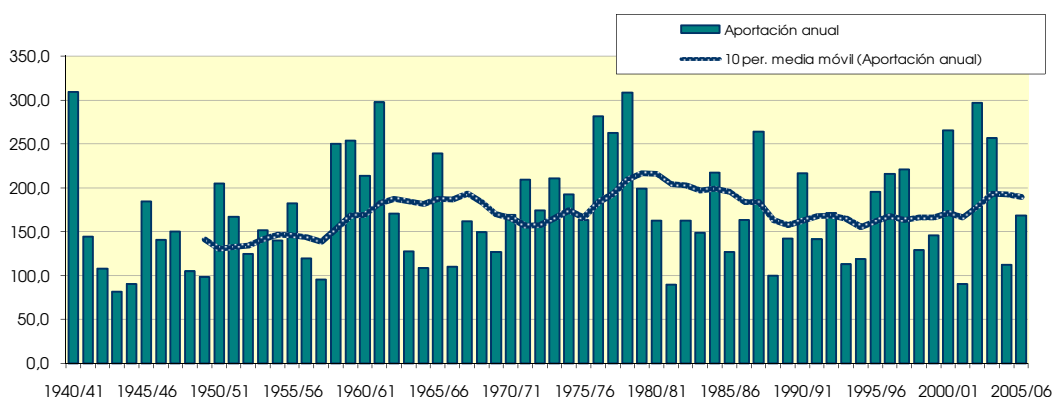
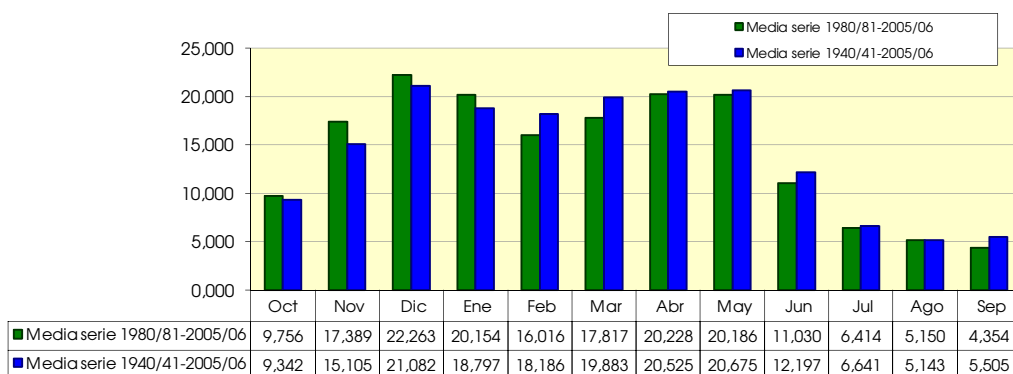
Percentil 1%	1,505	2,140	2,469	2,297	3,173	3,641	5,541	4,886	3,801	2,283	1,561	1,677	87,166
Percentil 5%	2,066	3,109	3,900	4,054	4,178	5,096	7,158	6,253	4,432	2,675	1,909	1,722	91,827
Percentil 10%	2,608	3,821	5,068	5,327	5,635	6,618	8,618	7,802	4,906	3,143	2,061	2,105	102,195
Percentil 25%	3,749	6,851	8,648	8,223	7,453	8,708	10,255	9,358	5,978	3,801	2,930	2,573	126,828
Percentil 50%	6,490	11,548	14,830	13,641	11,789	15,520	16,380	14,591	9,412	4,969	4,153	3,973	163,077
Desviación típica	8,179	12,545	21,661	15,391	15,622	16,415	13,831	16,328	8,348	4,415	4,060	4,394	60,613
Coef. variación	0,876	0,830	1,027	0,819	0,859	0,826	0,674	0,790	0,684	0,665	0,789	0,798	0,350

1980/2005
(hm³)

Serie para asignación y reserva

	Oct	Nov	Dic	Ene	Feb	Mar	Abr	May	Jun	Jul	Ago	Sep	Total
Máximo	34,283	73,359	85,068	63,492	74,734	89,044	59,553	63,798	29,725	18,981	26,628	8,908	297,337
Mínimo	1,336	1,442	2,368	1,400	2,896	2,717	5,264	4,818	3,438	2,543	1,563	1,700	90,013
Media	9,756	17,389	22,263	20,154	16,016	17,817	20,228	20,186	11,030	6,414	5,150	4,354	170,757

Percentil 1%	1,401	1,843	2,407	1,745	3,270	3,224	5,688	5,351	3,682	2,545	1,647	1,704	90,166
Percentil 5%	1,725	3,443	3,607	3,396	4,610	4,991	7,135	7,198	4,447	2,614	1,919	1,811	92,878
Percentil 10%	2,428	5,402	6,966	5,327	5,706	5,898	8,198	8,463	4,822	2,929	2,053	2,112	105,985
Percentil 25%	3,765	7,900	9,937	10,362	9,451	8,795	10,902	9,358	5,523	3,503	2,837	2,483	127,696
Percentil 50%	7,734	11,548	17,480	13,940	12,278	13,321	14,513	16,178	8,252	4,845	3,906	3,416	162,929
Desviación típica	8,125	15,357	18,442	16,828	13,806	17,037	14,732	14,098	7,021	4,326	5,042	2,266	58,180
Coef. variación	0,833	0,883	0,828	0,835	0,862	0,956	0,728	0,698	0,637	0,674	0,979	0,520	0,341



1723. Río Jubera

(hm ²)	Oct	Nov	Dic	Ene	Feb	Mar	Abr	May	Jun	Jul	Ago	Sep	Total
1940/41	1,818	0,952	0,877	3,221	5,203	4,025	4,798	15,170	6,011	2,571	1,469	1,941	48,057
1941/42	0,276	0,676	0,724	2,543	0,670	0,950	7,097	2,233	1,515	0,590	0,838	1,172	19,283
1942/43	0,402	0,392	0,805	1,106	1,451	0,912	1,533	1,695	0,915	1,055	0,566	1,097	11,930
1943/44	0,218	0,362	1,553	0,596	0,437	0,418	0,753	1,652	1,014	0,355	0,226	0,897	8,480
1944/45	0,391	0,469	0,417	1,388	0,750	1,323	0,959	0,856	0,611	0,510	1,418	0,475	9,567
1945/46	0,078	0,281	0,843	0,781	0,316	0,536	4,483	10,688	2,787	0,432	0,241	0,184	21,650
1946/47	0,074	0,076	1,071	0,916	2,804	2,754	1,490	4,037	1,769	0,509	0,569	1,773	17,841
1947/48	0,347	0,127	0,559	1,941	1,272	0,941	0,793	1,218	0,867	0,579	0,273	0,167	9,084
1948/49	0,148	0,093	0,179	0,295	0,264	1,150	1,518	3,027	3,723	0,822	0,544	3,943	15,706
1949/50	0,538	0,341	0,354	0,701	0,876	0,847	1,982	4,276	1,759	0,557	0,343	0,157	12,733
1950/51	0,197	0,215	2,470	2,145	2,111	2,265	2,649	3,919	6,299	2,363	0,739	0,554	25,926
1951/52	0,537	0,611	0,964	1,713	0,924	1,964	2,554	2,216	1,057	4,898	1,406	0,629	19,475
1952/53	0,657	0,579	0,924	0,912	0,519	0,566	1,686	1,001	7,413	1,405	0,273	0,227	16,160
1953/54	4,079	0,621	0,603	0,608	0,975	2,017	1,255	7,336	4,840	1,133	0,315	0,261	24,044
1954/55	0,134	0,491	0,321	0,890	1,520	1,265	1,084	1,389	2,683	2,891	1,090	0,507	14,264
1955/56	0,494	0,350	1,318	2,785	1,057	5,583	3,326	14,356	2,517	0,543	0,306	1,758	34,393
1956/57	0,274	1,132	0,481	0,262	0,526	0,757	1,471	3,820	8,233	1,428	0,276	0,254	18,914
1957/58	0,181	0,213	0,198	1,167	0,980	1,263	0,841	2,269	2,106	0,703	0,523	0,458	10,901
1958/59	0,164	0,426	1,661	1,601	0,610	2,700	1,558	6,696	7,283	1,591	0,504	3,994	28,787
1959/60	1,560	2,354	8,748	3,741	5,053	3,871	1,294	1,698	0,993	0,476	0,239	0,779	30,805
1960/61	1,915	0,919	2,954	2,364	1,010	0,693	0,962	3,000	1,417	0,416	0,435	2,579	18,664
1961/62	1,666	6,704	1,785	3,458	4,875	4,115	2,869	5,297	1,765	0,487	0,262	0,574	33,857
1962/63	0,335	0,270	0,449	0,808	0,661	1,936	1,723	1,416	2,537	1,216	0,395	0,674	12,419
1963/64	0,169	0,472	0,809	0,315	1,091	2,108	1,656	1,337	0,727	0,446	0,247	0,328	9,705
1964/65	0,241	0,236	0,477	1,208	0,621	1,957	1,614	1,443	0,517	0,200	0,142	0,889	9,545
1965/66	0,738	0,900	1,101	1,826	3,216	1,974	2,619	2,832	1,816	0,669	0,262	0,220	18,173
1966/67	0,607	1,439	0,702	0,709	0,649	0,798	0,924	1,326	0,938	0,495	0,233	0,186	9,005
1967/68	0,281	3,924	1,579	0,825	1,005	2,452	2,397	3,351	0,973	0,313	0,320	0,305	17,727
1968/69	0,100	0,230	0,683	0,795	0,620	1,948	5,744	3,419	2,810	1,304	0,411	2,182	20,246
1969/70	0,339	0,226	0,784	3,613	1,857	0,935	0,579	0,840	2,090	0,533	0,238	0,144	12,178
1970/71	0,083	0,283	0,522	1,012	0,712	1,281	3,527	15,122	6,557	3,154	0,656	0,436	33,346
1971/72	0,140	0,541	1,092	1,264	2,505	4,748	1,836	2,542	3,596	1,467	0,591	5,523	25,845
1972/73	1,268	1,676	1,355	1,517	2,294	1,157	0,716	1,248	6,548	1,641	0,540	0,272	20,231
1973/74	0,136	0,208	1,204	1,324	2,115	9,724	3,534	1,579	1,359	0,711	1,792	0,732	24,416
1974/75	0,668	0,656	0,295	0,456	1,089	2,677	6,844	13,385	2,998	0,615	0,911	1,727	32,319
1975/76	0,207	0,911	1,092	0,644	1,487	1,331	5,844	4,243	1,940	1,340	1,386	0,821	21,247
1976/77	0,456	0,569	0,824	1,985	0,620	0,748	0,853	8,752	16,529	3,692	2,381	1,222	38,631
1977/78	1,374	1,211	1,072	8,630	6,088	2,022	3,600	9,835	2,967	1,066	0,496	0,370	38,731
1978/79	0,388	0,312	0,433	3,185	2,512	1,795	2,625	1,576	0,945	0,393	0,210	0,168	14,543
1979/80	0,669	2,159	0,901	1,400	0,863	7,566	4,512	20,041	1,757	0,684	0,325	0,329	41,206
1980/81	0,575	0,623	1,463	3,492	1,174	1,327	14,909	4,103	0,686	0,530	0,260	0,209	29,351
1981/82	0,212	0,190	0,137	0,264	1,779	3,015	1,074	0,936	1,892	0,375	0,330	0,278	10,482
1982/83	0,436	0,785	1,454	0,733	0,657	0,644	1,346	0,752	0,411	0,829	0,744	1,112	9,905
1983/84	0,346	0,478	0,364	0,446	0,500	0,944	1,598	6,665	1,225	0,501	0,377	0,347	13,789
1984/85	0,437	1,062	0,699	1,184	0,807	0,894	0,848	6,507	1,058	0,468	0,382	0,342	14,689
1985/86	0,101	0,106	0,114	0,122	0,560	1,445	1,537	1,591	0,353	0,100	0,097	0,080	6,207
1986/87	0,084	0,151	0,615	1,511	2,489	1,434	3,398	0,642	0,715	1,215	0,480	0,192	12,925
1987/88	0,083	0,255	1,903	1,075	0,799	1,155	9,698	5,138	8,300	1,273	0,494	0,237	30,410
1988/89	0,478	0,769	0,826	0,219	0,087	0,113	0,664	14,260	13,953	7,306	6,373	3,451	48,501
1989/90	3,052	2,774	3,454	5,247	3,636	3,148	3,255	6,782	18,398	6,841	2,790	3,412	62,789
1990/91	0,133	0,180	0,387	0,461	0,842	3,241	8,860	3,768	0,936	0,270	0,195	0,240	19,513
1991/92	0,332	0,378	0,562	0,341	0,302	0,397	2,821	1,499	2,219	0,893	0,307	0,267	10,317
1992/93	0,892	1,463	1,211	0,626	0,350	3,238	1,334	3,907	1,199	0,358	0,238	0,385	15,201
1993/94	0,246	0,352	0,472	0,476	0,354	0,906	0,603	0,629	0,253	0,157	0,138	0,127	4,711
1994/95	0,099	0,261	0,205	1,270	0,421	2,005	0,750	0,956	0,421	0,227	0,144	0,180	6,939
1995/96	0,131	0,088	1,069	3,113	4,356	5,129	2,640	1,891	0,466	0,288	0,252	0,194	19,618
1996/97	0,222	0,471	3,181	7,403	1,547	0,636	0,978	0,811	2,009	1,504	0,795	0,244	19,802
1997/98	0,232	0,448	2,786	1,090	1,198	0,939	0,794	1,785	0,613	0,228	0,144	0,116	10,374
1998/99	0,138	0,174	0,392	0,928	1,793	2,812	1,587	1,096	0,373	0,529	0,309	0,289	10,419
1999/00	0,144	0,535	2,243	0,813	1,046	0,557	2,117	1,015	0,424	0,192	0,182	0,143	9,412
2000/01	0,140	0,166	0,232	0,800	1,456	1,198	0,904	0,586	0,231	0,159	0,131	0,142	6,145
2001/02	0,112	0,087	0,154	0,164	0,220	0,497	0,788	1,906	0,636	0,184	0,170	0,160	5,076
2002/03	0,300	0,316	1,736	1,140	7,995	3,662	1,774	6,788	0,675	0,200	0,246	0,470	25,300
2003/04	0,295	1,003	1,480	3,298	2,450	6,311	4,871	6,765	1,250	1,329	0,294	0,522	29,868
2004/05	0,291	0,431	0,544	0,876	1,450	2,872	1,737	1,794	0,500	0,224	0,183	0,154	11,055
2005/06	0,118	0,940	0,691	1,505	0,645	2,943	2,578	0,997	1,607	0,634	0,240	0,233	13,132

1723. Río Jubera

1940/2005
(hm³)

Serie completa

	Oct	Nov	Dic	Ene	Feb	Mar	Abr	May	Jun	Jul	Ago	Sep	Total
Máximo	4,079	6,704	8,748	8,630	7,995	9,724	14,909	20,041	18,398	7,306	6,373	5,523	62,789
Mínimo	0,074	0,076	0,114	0,122	0,087	0,113	0,579	0,586	0,231	0,100	0,097	0,080	4,711
Media	0,515	0,744	1,115	1,595	1,562	2,114	2,599	4,177	2,818	1,107	0,616	0,825	19,787

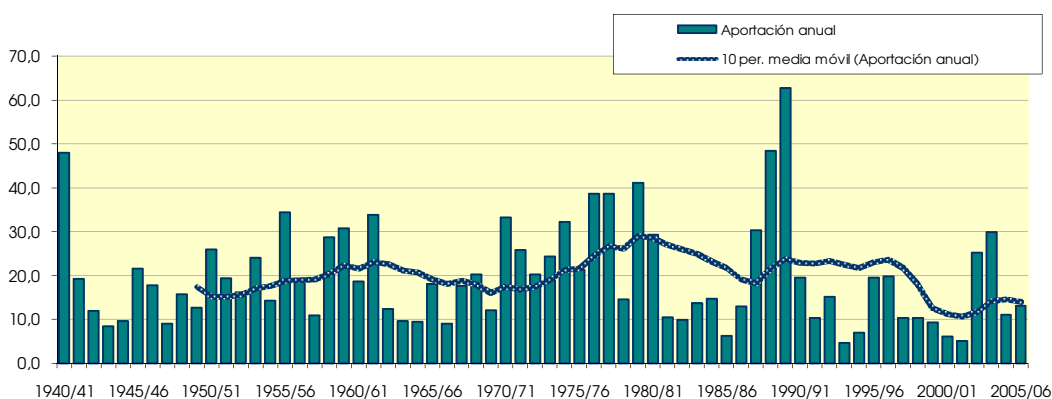
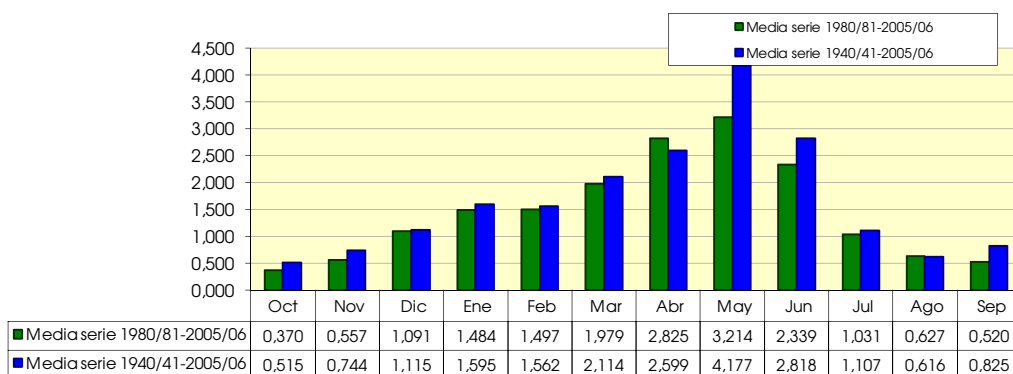
Percentil 1%	0,077	0,083	0,129	0,149	0,173	0,298	0,594	0,614	0,245	0,137	0,119	0,103	4,948
Percentil 5%	0,084	0,096	0,184	0,262	0,305	0,507	0,724	0,767	0,382	0,186	0,143	0,142	6,390
Percentil 10%	0,101	0,158	0,263	0,328	0,388	0,601	0,791	0,896	0,445	0,212	0,176	0,155	9,044
Percentil 25%	0,141	0,241	0,473	0,703	0,627	0,918	1,002	1,350	0,762	0,399	0,241	0,211	10,587
Percentil 50%	0,286	0,458	0,816	1,098	1,007	1,439	1,671	2,251	1,561	0,585	0,323	0,345	17,784
Desviación típica	0,695	1,007	1,213	1,571	1,533	1,785	2,489	4,326	3,639	1,386	0,886	1,100	11,713
Coef. variación	1,350	1,354	1,088	0,985	0,981	0,844	0,958	1,036	1,291	1,252	1,437	1,334	0,592

1980/2005
(hm³)

Serie para asignación y reserva

	Oct	Nov	Dic	Ene	Feb	Mar	Abr	May	Jun	Jul	Ago	Sep	Total
Máximo	3,052	2,774	3,454	7,403	7,995	6,311	14,909	14,260	18,398	7,306	6,373	3,451	62,789
Mínimo	0,083	0,087	0,114	0,122	0,087	0,113	0,603	0,586	0,231	0,100	0,097	0,080	4,711
Media	0,370	0,557	1,091	1,484	1,497	1,979	2,825	3,214	2,339	1,031	0,627	0,520	17,536

Percentil 1%	0,083	0,087	0,120	0,133	0,120	0,184	0,618	0,596	0,237	0,115	0,105	0,089	4,802
Percentil 5%	0,088	0,093	0,141	0,177	0,240	0,422	0,686	0,632	0,278	0,157	0,133	0,118	5,343
Percentil 10%	0,100	0,128	0,179	0,241	0,326	0,527	0,769	0,697	0,363	0,171	0,141	0,135	6,176
Percentil 25%	0,132	0,183	0,389	0,465	0,515	0,897	0,922	0,967	0,434	0,225	0,182	0,165	10,008
Percentil 50%	0,227	0,404	0,695	0,902	0,944	1,380	1,592	1,790	0,701	0,421	0,256	0,238	13,029
Desviación típica	0,577	0,572	0,960	1,718	1,685	1,551	3,362	3,211	4,405	1,826	1,281	0,880	13,662
Coef. variación	1,559	1,027	0,879	1,157	1,126	0,784	1,190	0,999	1,884	1,770	2,045	1,692	0,779



1726. Río Lumberas aguas abajo de Embalse de Pajares

(hm ³)	Oct	Nov	Dic	Ene	Feb	Mar	Abr	May	Jun	Jul	Ago	Sep	Total
1940/41	2.984	2.828	2.376	3.065	11.950	18.810	13.419	22.806	3.661	2.999	6.804	1.003	92.704
1941/42	0.353	0.976	0.936	2.459	1.111	3.247	10.447	3.715	2.358	0.594	1.043	5.981	33.220
1942/43	1.521	0.803	1.335	2.827	2.368	1.974	6.040	3.776	1.133	1.658	0.540	1.151	25.125
1943/44	3.764	0.569	1.033	0.534	0.392	0.871	2.114	2.364	2.400	0.574	0.372	1.056	16.043
1944/45	1.588	5.729	0.663	0.505	0.905	1.626	1.918	0.971	0.958	0.882	2.379	0.679	18.803
1945/46	0.286	1.663	31.280	0.822	0.314	0.454	4.339	11.740	2.408	0.724	0.601	0.317	54.948
1946/47	0.316	0.348	1.588	5.191	1.925	4.385	1.805	4.805	2.608	0.628	3.492	6.428	33.519
1947/48	1.469	0.835	1.723	11.466	20.807	1.531	0.995	0.867	0.831	0.623	0.331	0.285	41.764
1948/49	1.032	0.469	1.428	0.911	0.832	12.554	1.230	1.414	1.065	0.561	0.762	3.843	26.102
1949/50	1.994	3.656	1.581	1.201	2.126	1.731	9.053	2.561	0.837	0.320	0.210	0.216	25.485
1950/51	0.481	1.520	5.202	5.695	3.122	7.828	7.657	22.603	2.261	1.046	0.376	0.377	58.168
1951/52	1.766	5.850	4.740	2.618	1.941	6.653	5.380	4.131	5.002	4.190	0.761	0.415	43.447
1952/53	0.693	4.308	2.686	1.734	1.462	3.404	8.222	1.151	8.735	6.310	0.187	0.114	39.007
1953/54	2.913	1.225	3.621	0.875	1.593	10.240	4.054	9.264	4.897	1.594	1.995	0.197	42.468
1954/55	0.250	1.547	0.698	6.580	4.279	4.847	6.789	3.043	6.289	1.339	1.368	2.589	39.620
1955/56	1.637	0.719	2.916	3.235	1.518	10.974	12.015	14.649	3.736	0.846	0.403	1.822	54.470
1956/57	4.187	1.549	0.493	0.173	1.284	1.523	2.015	6.190	11.801	1.998	0.416	0.252	31.882
1957/58	1.059	4.384	0.312	0.680	1.315	2.556	2.373	1.970	4.542	1.400	0.995	0.690	22.276
1958/59	0.546	2.568	61.124	1.778	0.523	1.916	2.496	7.013	3.354	3.018	1.125	3.718	89.181
1959/60	5.675	3.682	12.440	28.892	5.505	4.281	1.608	2.124	1.497	0.535	0.386	1.985	68.610
1960/61	19.717	8.022	2.726	5.371	26.810	1.090	1.235	1.477	0.833	0.518	0.451	5.238	73.488
1961/62	8.156	18.159	8.957	6.323	8.102	36.143	3.855	2.806	0.879	0.355	0.346	0.558	94.638
1962/63	1.257	1.739	2.079	2.309	0.951	13.151	32.043	1.281	2.160	0.716	0.338	1.167	59.193
1963/64	0.537	8.226	3.038	0.966	6.613	5.015	5.225	7.902	0.625	0.295	0.144	0.254	38.842
1964/65	1.560	0.940	1.634	2.877	1.273	7.818	3.730	2.228	2.806	0.143	0.084	1.241	26.334
1965/66	4.597	10.152	5.332	11.214	22.053	5.168	8.217	3.206	2.957	3.614	0.200	0.124	76.835
1966/67	2.232	4.246	2.266	1.372	2.603	3.646	2.624	2.333	0.989	0.724	1.338	0.133	24.506
1967/68	0.722	6.552	2.840	1.846	3.097	6.605	8.964	4.512	1.243	0.336	0.445	1.915	39.077
1968/69	0.193	0.517	1.612	1.844	1.408	8.407	10.652	10.359	5.932	1.973	0.446	3.194	46.537
1969/70	5.161	0.849	1.337	3.835	2.048	2.214	2.105	2.762	2.870	0.752	0.319	0.139	24.391
1970/71	0.333	9.306	0.555	0.561	1.005	1.360	8.198	10.788	7.475	4.164	1.182	0.883	45.810
1971/72	0.500	2.344	14.867	0.972	3.659	4.422	2.920	3.949	3.249	2.434	1.113	8.673	49.102
1972/73	5.720	5.544	5.412	16.377	2.309	1.387	0.986	1.740	5.238	1.732	0.952	0.618	48.015
1973/74	1.282	1.028	3.394	8.067	20.049	6.645	2.306	0.991	1.652	0.898	1.750	1.011	49.071
1974/75	2.048	3.632	1.030	1.005	3.338	14.233	5.987	4.995	1.346	0.452	2.900	1.357	42.323
1975/76	0.814	6.071	2.512	1.509	1.933	2.459	22.172	1.984	1.160	0.717	1.437	1.138	43.907
1976/77	1.639	3.041	7.890	5.882	12.990	4.469	3.892	42.608	6.649	2.451	0.892	0.331	92.733
1977/78	1.819	0.732	6.664	5.027	15.095	10.636	9.150	9.401	20.615	0.761	0.159	0.114	80.171
1978/79	0.337	0.807	5.724	16.171	24.025	21.838	17.269	7.939	4.754	7.431	0.316	0.851	107.463
1979/80	2.225	2.315	3.182	1.763	6.383	15.282	6.417	9.898	3.142	1.258	2.468	0.274	54.607
1980/81	0.289	1.757	1.308	3.237	1.933	5.472	16.247	6.719	2.062	0.459	0.467	2.771	42.721
1981/82	0.193	0.074	3.846	2.386	2.482	2.200	1.797	4.222	1.976	0.807	0.245	0.596	20.824
1982/83	4.666	3.371	2.699	0.767	0.404	2.690	5.591	2.857	1.134	1.162	5.753	1.131	32.227
1983/84	0.278	4.895	2.422	0.783	1.023	2.588	3.719	7.027	8.425	2.125	0.409	0.210	33.906
1984/85	1.401	23.311	12.942	0.566	3.568	2.348	3.296	5.101	1.555	0.866	0.648	0.298	55.900
1985/86	0.157	1.413	2.787	13.980	1.272	1.261	2.137	1.798	1.129	0.338	0.336	3.314	29.922
1986/87	2.360	0.918	1.050	2.256	25.658	2.412	1.879	0.726	1.084	3.815	0.773	0.531	43.462
1987/88	4.898	4.297	6.410	10.166	6.546	11.934	9.490	4.642	5.246	1.767	0.662	0.227	66.285
1988/89	1.670	1.573	0.478	0.194	1.439	1.388	17.660	3.334	0.624	0.272	0.243	0.227	29.102
1989/90	0.143	4.943	14.451	4.190	1.499	0.388	2.359	15.452	2.939	0.642	0.164	0.251	47.422
1990/91	1.510	1.947	1.700	3.155	3.116	13.130	14.238	8.886	7.541	0.266	0.106	0.934	56.529
1991/92	2.081	5.028	1.296	0.470	0.569	3.661	2.169	1.978	6.426	7.332	0.411	0.185	31.607
1992/93	4.113	1.244	4.287	0.932	1.026	3.270	4.090	15.973	2.272	0.878	1.137	0.418	39.642
1993/94	3.260	0.894	1.270	4.575	3.797	2.509	1.930	2.916	0.914	0.296	0.309	2.284	24.954
1994/95	2.095	1.074	1.786	3.300	5.126	1.665	1.542	3.454	1.035	0.364	0.664	0.648	22.753
1995/96	0.918	1.666	7.886	6.667	4.017	6.680	7.152	4.707	2.365	1.084	1.093	0.478	44.714
1996/97	1.617	2.929	6.255	5.169	4.274	1.520	1.487	2.211	4.626	2.727	2.156	1.356	36.327
1997/98	0.417	6.485	12.932	3.658	2.837	2.695	4.418	5.814	3.994	1.173	2.590	0.468	47.480
1998/99	0.818	0.622	1.354	2.916	4.066	6.166	3.175	2.847	1.413	2.563	1.584	0.583	28.109
1999/00	3.561	3.345	8.524	2.712	4.292	1.750	10.750	3.230	1.016	0.850	1.435	0.701	42.165
2000/01	0.634	2.538	5.034	12.233	7.439	14.762	2.042	1.573	0.731	1.260	9.198	0.303	57.746
2001/02	0.453	0.678	0.419	1.103	1.384	3.941	2.999	6.047	1.618	0.562	0.885	0.528	20.617
2002/03	1.701	3.910	12.142	8.808	10.704	13.797	8.712	11.100	0.946	0.204	1.124	0.638	73.786
2003/04	2.739	7.571	6.865	9.786	4.233	6.804	8.452	9.610	3.195	1.894	1.380	0.712	63.240
2004/05	0.775	1.744	2.222	2.741	1.960	10.005	5.727	1.888	1.301	1.382	0.016	0.244	30.004
2005/06	0.952	3.311	2.657	2.999	1.637	12.800	5.030	1.845	2.317	1.325	0.616	0.619	36.110

1726. Río Lumberas aguas abajo de Embalse de Pajares

1940/2005
(hm³)

Serie completa

	Oct	Nov	Dic	Ene	Feb	Mar	Abr	May	Jun	Jul	Ago	Sep	Total
Máximo	19,717	23,311	61,124	28,892	26,810	36,143	32,043	42,608	20,615	7,431	9,198	8,673	107,463
Mínimo	0,143	0,074	0,312	0,173	0,314	0,388	0,986	0,726	0,624	0,143	0,016	0,114	16,043
Media	2,107	3,500	5,246	4,338	5,111	6,231	6,212	6,004	3,255	1,515	1,155	1,257	45,931

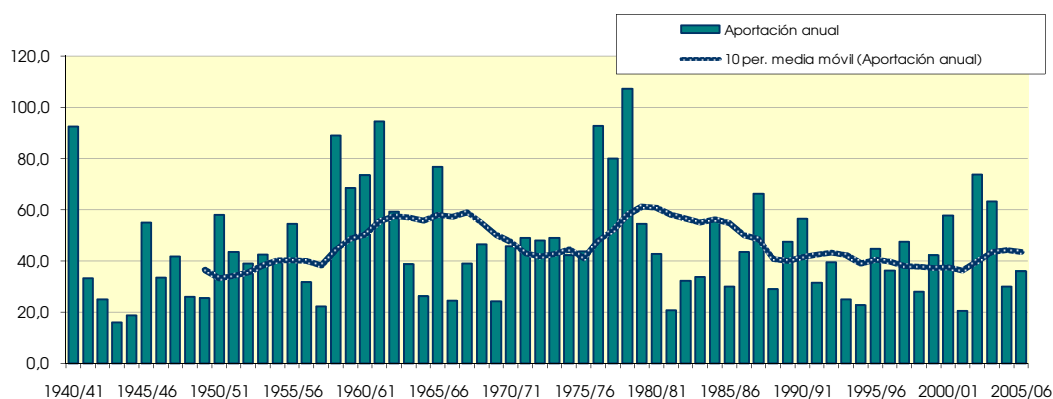
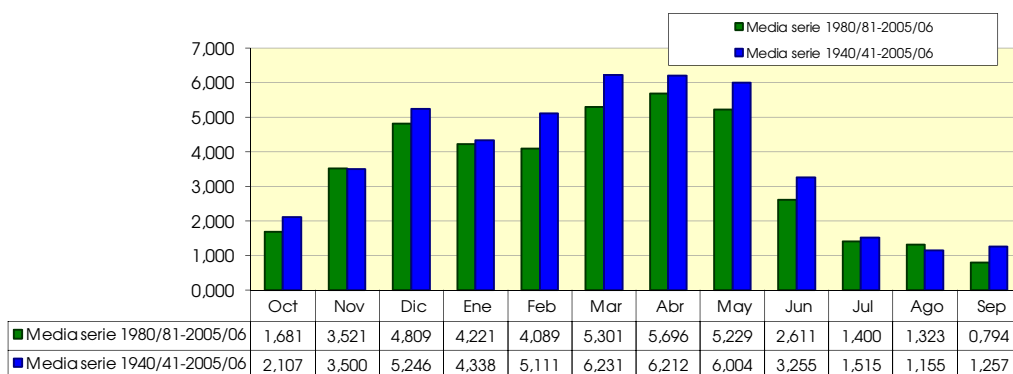
Percentil 1%	0,152	0,252	0,381	0,186	0,365	0,431	0,992	0,818	0,625	0,183	0,060	0,114	17,837
Percentil 5%	0,207	0,530	0,509	0,512	0,535	1,133	1,298	1,031	0,831	0,278	0,148	0,134	21,187
Percentil 10%	0,287	0,699	0,817	0,623	0,928	1,388	1,702	1,446	0,896	0,328	0,194	0,204	24,449
Percentil 25%	0,540	0,989	1,372	1,030	1,390	2,031	2,145	2,146	1,134	0,565	0,340	0,288	30,404
Percentil 50%	1,516	2,330	2,693	2,784	2,425	4,111	4,215	3,745	2,338	0,880	0,655	0,629	42,395
Desviación típica	2,764	3,911	8,575	4,956	6,550	6,171	5,636	6,635	3,198	1,568	1,560	1,659	20,711
Coef. variación	1,312	1,117	1,635	1,143	1,282	0,990	0,907	1,105	0,983	1,035	1,351	1,319	0,451

1980/2005
(hm³)

Serie para asignación y reserva

	Oct	Nov	Dic	Ene	Feb	Mar	Abr	May	Jun	Jul	Ago	Sep	Total
Máximo	4,898	23,311	14,451	13,980	25,658	14,762	17,660	15,973	8,425	7,332	9,198	3,314	73,786
Mínimo	0,143	0,074	0,419	0,194	0,404	0,388	1,487	0,726	0,624	0,204	0,016	0,185	20,617
Media	1,681	3,521	4,809	4,221	4,089	5,301	5,696	5,229	2,611	1,400	1,323	0,794	40,675

Percentil 1%	0,147	0,211	0,434	0,263	0,446	0,607	1,501	0,937	0,651	0,220	0,038	0,191	20,669
Percentil 5%	0,166	0,636	0,621	0,494	0,683	1,293	1,606	1,629	0,776	0,267	0,121	0,215	21,306
Percentil 10%	0,235	0,786	1,160	0,667	1,025	1,454	1,838	1,822	0,930	0,284	0,204	0,227	23,853
Percentil 25%	0,498	1,287	1,441	1,391	1,454	2,237	2,145	2,370	1,095	0,484	0,354	0,299	29,942
Percentil 50%	1,456	2,242	2,743	3,077	2,977	2,982	3,905	3,838	1,797	0,981	0,663	0,557	37,984
Desviación típica	1,427	4,467	4,280	3,794	4,987	4,518	4,659	4,051	2,164	1,497	1,977	0,801	14,539
Coef. variación	0,849	1,269	0,890	0,899	1,220	0,852	0,818	0,775	0,829	1,069	1,494	1,008	0,357



1734. Río Leza bajo

(hm ²)	Oct	Nov	Dic	Ene	Feb	Mar	Abr	May	Jun	Jul	Ago	Sep	Total
1940/41	5,964	3,772	4,040	12,462	21,591	16,511	18,830	55,563	20,667	9,689	6,170	7,303	182,562
1941/42	1,101	2,939	3,289	11,063	2,625	4,501	23,410	8,550	6,184	2,445	3,173	4,563	73,842
1942/43	1,662	1,639	4,256	4,826	6,877	3,674	6,358	6,853	3,510	3,938	2,027	3,762	49,382
1943/44	0,811	1,634	6,559	2,274	1,694	1,818	3,365	6,576	3,940	1,439	0,916	3,211	34,239
1944/45	1,454	1,904	1,704	4,936	3,075	5,620	3,832	3,614	2,341	1,803	4,913	1,798	36,993
1945/46	0,344	1,046	3,891	2,843	1,156	2,407	18,743	40,690	9,837	1,859	1,099	0,846	84,762
1946/47	0,327	0,326	4,103	3,541	9,945	11,478	6,041	17,750	6,864	2,140	2,460	7,691	72,666
1947/48	1,297	0,530	2,490	9,899	5,012	3,862	3,286	5,147	3,530	2,253	1,101	0,744	39,150
1948/49	0,607	0,382	0,756	1,229	1,064	5,364	5,920	11,998	10,596	3,149	2,396	13,713	57,173
1949/50	1,829	1,336	1,316	2,276	3,368	3,220	6,664	14,836	6,302	2,183	1,192	0,708	45,229
1950/51	0,742	0,806	8,912	7,553	6,405	9,168	9,970	13,048	17,510	6,675	2,751	2,279	85,820
1951/52	2,014	3,102	3,803	4,644	3,529	7,790	10,608	8,070	3,858	16,009	5,109	2,497	71,032
1952/53	1,834	2,643	3,952	3,313	2,103	2,350	6,430	3,907	22,277	4,988	1,127	1,073	55,997
1953/54	12,036	2,167	2,457	2,508	4,082	7,499	5,404	23,645	16,060	4,340	1,382	1,193	82,773
1954/55	0,564	1,984	1,245	4,247	7,125	5,366	4,971	5,891	10,979	7,769	4,408	2,792	57,342
1955/56	2,135	1,457	5,615	9,131	3,844	16,297	13,734	37,597	9,098	2,356	1,401	6,137	108,802
1956/57	1,090	4,171	1,873	1,143	2,424	3,226	5,739	16,245	27,305	5,242	1,239	1,136	70,833
1957/58	0,784	1,009	0,874	4,680	4,413	5,397	3,485	9,867	8,076	2,737	1,916	1,736	44,973
1958/59	0,667	2,334	9,840	6,365	2,340	8,060	6,004	20,338	17,404	5,819	2,021	12,240	93,430
1959/60	5,413	5,358	24,044	12,665	15,599	13,755	5,203	6,951	4,074	2,116	1,056	3,506	99,739
1960/61	8,062	3,733	11,011	8,419	4,280	3,026	4,335	11,812	4,901	1,725	1,720	9,633	72,657
1961/62	5,507	17,275	7,048	13,615	18,137	16,165	11,569	20,689	6,811	2,200	1,273	2,312	122,600
1962/63	1,282	1,138	2,117	3,229	2,520	10,371	7,105	5,859	10,466	4,469	1,604	2,722	52,883
1963/64	0,673	2,418	2,625	1,213	4,910	8,621	6,564	5,689	2,997	1,935	1,068	1,288	40,002
1964/65	0,968	0,903	2,211	4,894	2,211	7,200	7,214	5,979	2,102	0,909	0,640	4,365	39,597
1965/66	3,376	4,686	5,579	9,686	13,576	8,107	9,193	11,200	7,290	2,775	1,221	1,011	77,702
1966/67	2,849	6,403	2,806	2,952	2,691	3,303	3,427	5,230	3,769	2,048	1,033	0,854	37,366
1967/68	1,199	16,808	6,732	3,528	4,656	9,915	9,620	12,645	3,929	1,500	1,300	1,299	73,132
1968/69	0,428	0,888	3,221	3,082	2,559	8,768	20,002	13,326	12,168	5,008	1,676	6,689	77,815
1969/70	1,273	0,931	4,501	13,510	7,064	3,814	2,732	3,857	8,033	2,078	0,988	0,669	49,452
1970/71	0,365	1,081	1,925	3,119	2,911	5,145	14,250	47,167	20,358	11,109	2,718	1,950	112,098
1971/72	0,612	2,216	4,669	4,980	10,506	15,032	7,932	10,840	11,612	5,804	2,295	19,072	95,572
1972/73	4,261	5,638	4,946	6,045	8,609	4,866	3,418	5,395	23,973	6,317	2,272	1,266	77,006
1973/74	0,581	0,748	5,490	5,856	8,923	31,873	12,489	7,047	6,104	3,003	6,222	2,657	90,993
1974/75	2,722	2,407	1,158	1,832	3,565	9,982	23,974	44,376	11,162	2,693	4,603	6,118	114,592
1975/76	0,837	4,307	3,503	2,350	5,004	4,601	19,449	15,052	8,189	5,386	5,785	3,177	77,640
1976/77	1,773	2,269	2,839	6,515	2,642	2,956	3,308	29,074	54,065	14,501	9,885	5,635	135,462
1977/78	5,292	4,736	4,978	28,656	29,156	9,260	14,700	38,422	11,701	4,375	2,648	2,035	155,959
1978/79	1,762	1,594	2,298	15,309	11,797	8,376	11,260	7,103	4,218	1,838	0,962	0,869	67,386
1979/80	2,825	8,924	3,477	5,927	3,872	28,091	16,986	71,522	6,919	2,787	1,448	1,371	154,150
1980/81	2,360	3,181	6,584	17,388	4,932	6,141	51,198	15,442	2,760	2,367	1,189	0,865	114,408
1981/82	0,889	0,869	0,718	1,054	7,177	12,167	4,379	3,732	7,474	1,429	1,303	1,106	42,298
1982/83	1,383	3,857	7,055	2,767	2,434	2,732	5,665	2,870	1,631	2,478	3,231	4,202	40,305
1983/84	1,710	1,697	1,577	1,773	2,131	3,414	6,456	24,305	5,016	2,054	2,070	2,031	54,235
1984/85	1,847	4,690	2,632	4,850	3,759	3,508	3,483	23,527	3,970	2,090	1,763	1,684	57,806
1985/86	0,542	0,432	0,443	0,605	2,477	5,469	6,942	6,474	1,457	0,452	0,433	0,323	26,049
1986/87	0,317	0,576	2,697	6,253	13,210	5,402	13,690	2,610	3,206	5,248	1,882	0,824	55,916
1987/88	0,366	1,063	7,770	4,833	3,377	4,849	37,314	15,636	27,592	4,614	2,224	1,318	110,957
1988/89	2,093	3,009	3,388	0,980	0,321	0,411	2,414	61,678	52,985	28,961	18,467	14,459	189,166
1989/90	13,812	11,320	14,679	19,455	13,776	13,989	14,833	24,227	63,244	24,017	11,121	11,407	235,880
1990/91	0,555	0,711	1,531	2,294	3,385	15,438	32,659	16,089	3,795	1,317	1,018	1,037	79,829
1991/92	1,280	1,639	2,205	1,525	1,302	1,835	11,726	5,836	8,512	3,363	1,359	1,119	41,701
1992/93	4,744	5,466	5,741	2,574	1,555	12,817	5,047	17,108	4,232	1,540	1,276	1,282	63,381
1993/94	1,181	1,391	2,073	2,318	1,538	3,930	2,521	2,365	1,022	0,702	0,610	0,416	20,066
1994/95	0,398	0,998	0,849	5,202	1,603	7,365	2,667	4,153	1,463	0,945	0,603	0,711	26,957
1995/96	0,561	0,410	5,346	12,879	15,391	16,832	10,212	7,735	2,010	1,205	0,981	0,807	74,371
1996/97	0,967	2,100	15,317	25,777	5,705	2,850	3,757	2,697	7,152	6,304	2,796	0,981	76,403
1997/98	1,013	2,047	12,537	4,348	4,460	3,927	3,327	7,283	2,269	0,903	0,641	0,407	43,160
1998/99	0,571	0,743	1,585	4,083	7,684	10,594	5,787	4,421	1,664	2,134	1,169	0,786	41,221
1999/00	0,609	2,290	9,450	3,104	4,225	2,260	9,071	3,271	1,602	0,848	0,791	0,585	38,107
2000/01	0,483	0,682	1,035	3,796	5,630	4,886	3,424	2,501	1,130	0,683	0,494	0,604	25,348
2001/02	0,430	0,373	0,612	0,729	0,903	2,126	3,113	8,335	2,495	0,784	0,643	0,634	21,177
2002/03	1,274	1,388	8,281	5,577	26,372	14,290	6,324	23,769	2,439	0,921	1,005	1,508	93,149
2003/04	1,175	3,900	5,776	15,277	8,827	20,596	16,768	24,599	4,857	4,902	1,219	1,625	109,521
2004/05	1,160	1,713	2,539	3,963	5,918	13,728	7,748	5,480	1,729	0,951	0,858	0,657	46,446
2005/06	0,536	4,042	2,776	6,185	2,489	12,586	9,696	3,698	4,581	2,244	1,027	0,944	50,805

1734. Río Leza bajo

1940/2005
(hm³)

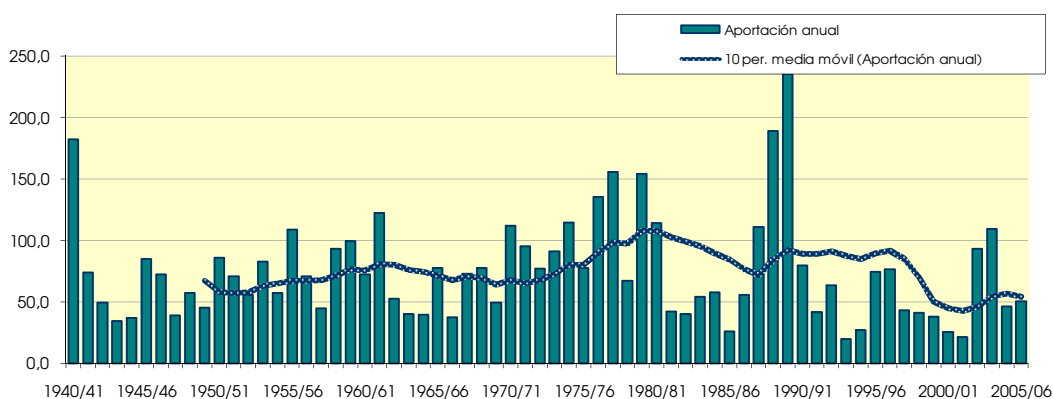
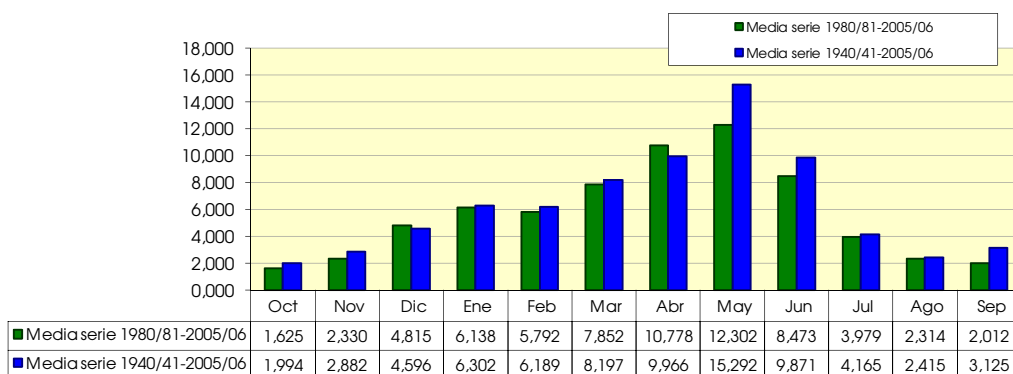
Serie completa

	Oct	Nov	Dic	Ene	Feb	Mar	Abr	May	Jun	Jul	Ago	Sep	Total
Máximo	13,812	17,275	24,044	28,656	29,156	31,873	51,198	71,522	63,244	28,961	18,467	19,072	235,880
Mínimo	0,317	0,326	0,443	0,605	0,321	0,411	2,414	2,365	1,022	0,452	0,433	0,323	20,066
Media	1,994	2,882	4,596	6,302	6,189	8,197	9,966	15,292	9,871	4,165	2,415	3,125	74,992
Percentil 1%	0,323	0,357	0,553	0,685	0,699	1,326	2,483	2,454	1,092	0,602	0,472	0,378	20,788
Percentil 5%	0,365	0,416	0,779	1,076	1,192	2,159	2,827	2,740	1,498	0,800	0,618	0,590	26,276
Percentil 10%	0,429	0,629	1,097	1,377	1,579	2,569	3,317	3,656	1,697	0,915	0,717	0,663	37,179
Percentil 25%	0,607	1,001	2,084	2,622	2,497	3,709	4,346	5,533	3,282	1,745	1,039	0,866	43,613
Percentil 50%	1,178	1,944	3,432	4,662	4,154	5,880	6,614	9,209	6,144	2,361	1,371	1,440	70,932
Desviación típica	2,510	3,245	4,084	5,736	5,880	6,114	8,757	15,033	12,201	5,007	2,850	3,827	42,101
Coef. variación	1,259	1,126	0,889	0,910	0,950	0,746	0,879	0,983	1,236	1,202	1,180	1,225	0,561

1980/2005
(hm³)

Serie para asignación y reserva

	Oct	Nov	Dic	Ene	Feb	Mar	Abr	May	Jun	Jul	Ago	Sep	Total
Máximo	13,812	11,320	15,317	25,777	26,372	20,596	51,198	61,678	63,244	28,961	18,467	14,459	235,880
Mínimo	0,317	0,373	0,443	0,605	0,321	0,411	2,414	2,365	1,022	0,452	0,433	0,323	20,066
Media	1,625	2,330	4,815	6,138	5,792	7,852	10,778	12,302	8,473	3,979	2,314	2,012	68,410
Percentil 1%	0,329	0,383	0,485	0,636	0,466	0,767	2,440	2,399	1,049	0,509	0,448	0,344	20,344
Percentil 5%	0,374	0,416	0,638	0,791	1,003	1,908	2,557	2,528	1,211	0,687	0,521	0,409	22,220
Percentil 10%	0,414	0,504	0,784	1,017	1,420	2,193	2,890	2,653	1,460	0,743	0,607	0,500	25,699
Percentil 25%	0,545	0,774	1,579	2,300	2,207	3,438	3,551	3,707	1,680	0,927	0,808	0,670	40,534
Percentil 50%	0,990	1,668	2,737	4,023	3,992	5,436	6,390	6,878	2,983	1,797	1,179	0,963	52,520
Desviación típica	2,651	2,331	4,335	6,499	5,811	5,644	11,908	12,966	15,564	6,845	3,880	3,331	50,907
Coef. variación	1,631	1,000	0,900	1,059	1,003	0,719	1,105	1,054	1,837	1,720	1,677	1,655	0,744



1738. Río Iregua, azud Torrecilla

1940/2005
(hm³)

Serie completa

	Oct	Nov	Dic	Ene	Feb	Mar	Abr	May	Jun	Jul	Ago	Sep	Total
Máximo	43,601	66,606	130,380	64,205	69,020	85,637	61,948	89,570	47,048	17,662	20,182	21,842	274,372
Mínimo	1,033	1,056	1,913	1,050	2,385	2,150	4,460	3,800	2,480	1,341	0,969	1,229	66,904
Media	7,889	13,111	18,361	15,611	15,687	17,664	17,819	17,946	10,323	5,519	4,105	4,522	148,557

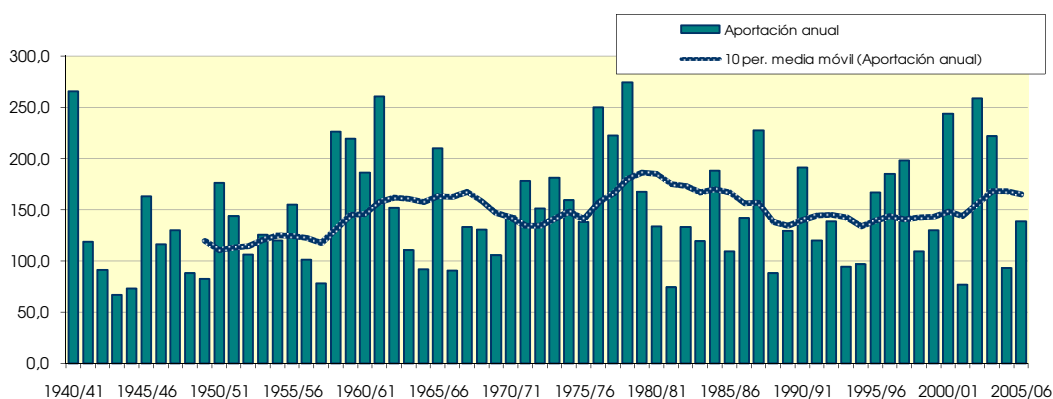
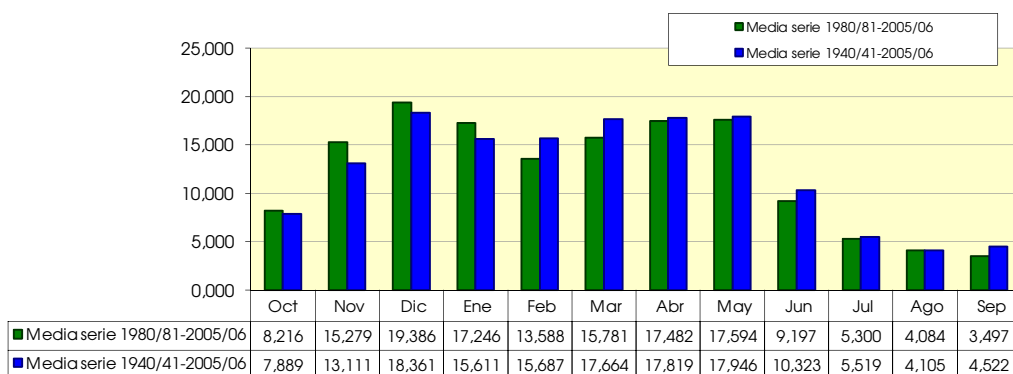
Percentil 1%	1,106	1,535	2,037	1,462	2,397	2,557	4,481	4,151	2,967	1,693	1,113	1,261	71,026
Percentil 5%	1,530	2,413	3,249	3,156	2,816	4,453	5,683	5,028	3,539	1,927	1,445	1,322	77,124
Percentil 10%	1,939	3,085	3,843	3,653	4,286	5,557	6,964	6,493	3,963	2,267	1,536	1,553	88,272
Percentil 25%	2,938	5,317	6,836	6,035	6,339	7,136	8,877	7,838	5,104	2,883	2,182	2,043	107,310
Percentil 50%	5,685	9,461	11,968	10,242	10,311	12,409	13,905	12,533	7,956	4,043	3,137	2,992	136,070
Desviación típica	7,210	11,400	20,792	14,040	14,718	15,695	12,498	15,037	7,409	4,045	3,382	3,927	54,636
Coef. variación	0,914	0,869	1,132	0,899	0,938	0,888	0,701	0,838	0,718	0,733	0,824	0,868	0,368

1980/2005
(hm³)

Serie para asignación y reserva

	Oct	Nov	Dic	Ene	Feb	Mar	Abr	May	Jun	Jul	Ago	Sep	Total
Máximo	25,320	66,606	79,851	56,916	69,020	85,637	48,751	57,203	23,220	17,662	20,182	7,974	259,170
Mínimo	1,033	1,056	1,913	1,050	2,385	2,150	4,460	3,800	2,480	1,883	0,969	1,322	74,732
Media	8,216	15,279	19,386	17,246	13,588	15,781	17,482	17,594	9,197	5,300	4,084	3,497	146,650

Percentil 1%	1,061	1,462	1,960	1,323	2,441	2,715	4,693	4,262	2,699	1,883	1,087	1,322	75,237
Percentil 5%	1,238	3,017	2,861	2,539	3,006	4,453	5,487	5,895	3,463	1,897	1,445	1,389	79,648
Percentil 10%	1,754	4,487	5,375	3,920	4,378	4,777	6,636	7,065	3,909	2,064	1,487	1,612	90,712
Percentil 25%	2,972	6,723	6,994	7,765	6,820	7,168	9,411	7,899	4,655	2,664	2,017	1,983	109,543
Percentil 50%	6,680	10,034	15,054	12,129	10,311	10,799	12,391	14,265	6,738	3,992	3,005	2,780	133,569
Desviación típica	6,764	14,033	17,148	15,071	12,957	16,554	12,784	12,786	5,930	4,067	3,984	2,056	52,698
Coef. variación	0,823	0,918	0,885	0,874	0,953	1,049	0,731	0,727	0,645	0,767	0,975	0,588	0,359



1741. Río Iregua Piscifactoría Viguera

1940/2005
(hm³)

Serie completa

	Oct	Nov	Dic	Ene	Feb	Mar	Abr	May	Jun	Jul	Ago	Sep	Total
Máximo	46,716	72,649	134,145	68,978	74,182	88,553	63,301	93,793	50,670	19,464	25,848	24,845	303,255
Mínimo	1,269	1,357	2,267	1,325	2,784	2,592	5,084	4,600	3,229	1,701	1,454	1,547	79,804
Media	9,138	14,844	20,731	18,430	17,831	19,552	20,136	20,259	11,861	6,413	4,955	5,325	169,475

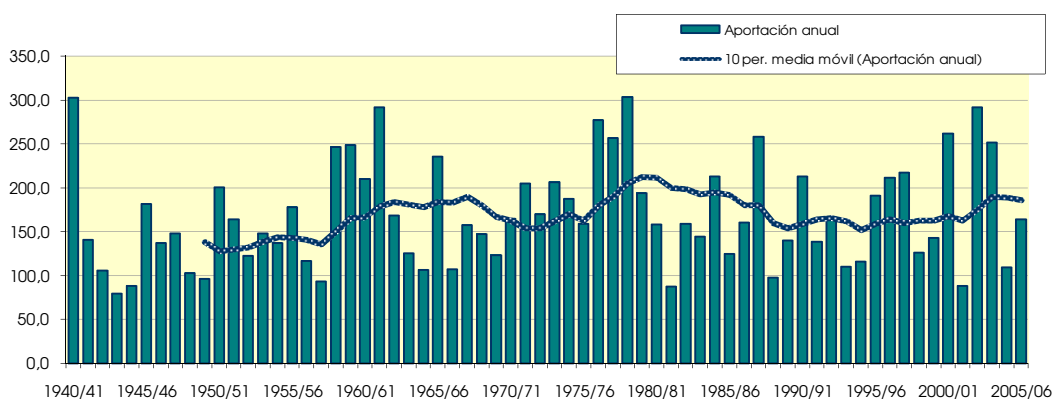
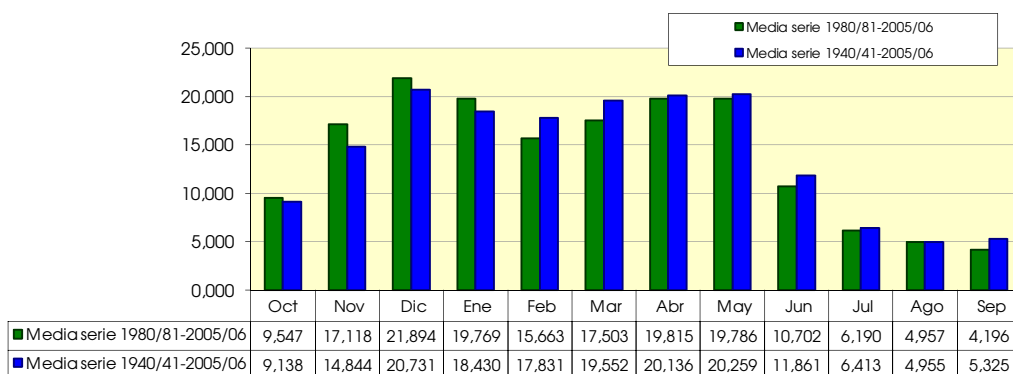
Percentil 1%	1,418	2,065	2,371	2,180	3,068	3,456	5,318	4,725	3,648	2,161	1,471	1,592	84,947
Percentil 5%	1,973	3,019	3,796	3,919	3,995	4,939	6,936	6,068	4,243	2,541	1,819	1,639	89,643
Percentil 10%	2,489	3,714	4,857	5,059	5,434	6,422	8,325	7,541	4,729	2,988	1,935	1,997	100,200
Percentil 25%	3,600	6,689	8,431	7,976	7,244	8,421	10,004	9,113	5,789	3,600	2,777	2,453	123,932
Percentil 50%	6,343	11,415	14,581	13,285	11,516	15,052	16,101	14,228	9,155	4,778	3,955	3,818	159,235
Desviación típica	8,059	12,403	21,557	15,245	15,496	16,317	13,648	16,141	8,205	4,348	3,975	4,321	59,606
Coef. variación	0,882	0,836	1,040	0,827	0,869	0,835	0,678	0,797	0,692	0,678	0,802	0,811	0,352

1980/2005
(hm³)

Serie para asignación y reserva

	Oct	Nov	Dic	Ene	Feb	Mar	Abr	May	Jun	Jul	Ago	Sep	Total
Máximo	33,247	72,649	84,398	62,677	74,182	88,553	57,996	62,891	28,929	18,689	25,848	8,770	291,586
Mínimo	1,269	1,357	2,267	1,325	2,784	2,592	5,084	4,600	3,229	2,408	1,454	1,617	87,717
Media	9,547	17,118	21,894	19,769	15,663	17,503	19,815	19,786	10,702	6,190	4,957	4,196	167,139

Percentil 1%	1,327	1,758	2,307	1,653	3,127	3,110	5,486	5,119	3,478	2,408	1,542	1,619	87,907
Percentil 5%	1,623	3,345	3,486	3,232	4,392	4,867	6,870	6,919	4,262	2,474	1,824	1,719	90,800
Percentil 10%	2,295	5,221	6,762	5,059	5,493	5,674	7,952	8,205	4,642	2,780	1,930	2,005	103,631
Percentil 25%	3,650	7,749	9,729	10,057	9,100	8,528	10,681	9,113	5,333	3,327	2,659	2,339	125,110
Percentil 50%	7,607	11,415	17,149	13,638	11,924	12,969	14,201	15,877	7,917	4,674	3,721	3,298	158,830
Desviación típica	7,971	15,221	18,281	16,633	13,716	16,970	14,458	13,928	6,868	4,277	4,921	2,238	57,262
Coef. variación	0,835	0,889	0,835	0,841	0,876	0,970	0,730	0,704	0,642	0,691	0,993	0,533	0,343



1747. Río Iregua bajo

1940/2005
(hm³)

Serie completa

	Oct	Nov	Dic	Ene	Feb	Mar	Abr	May	Jun	Jul	Ago	Sep	Total
Máximo	48,141	75,012	135,340	70,797	75,875	89,864	64,737	96,610	53,119	21,266	28,633	26,904	325,228
Mínimo	1,473	1,590	2,578	1,574	3,104	2,925	5,530	5,123	3,776	1,970	1,692	1,803	85,557
Media	9,748	15,611	21,781	19,482	18,863	20,510	21,365	21,566	12,842	7,027	5,477	5,864	180,137

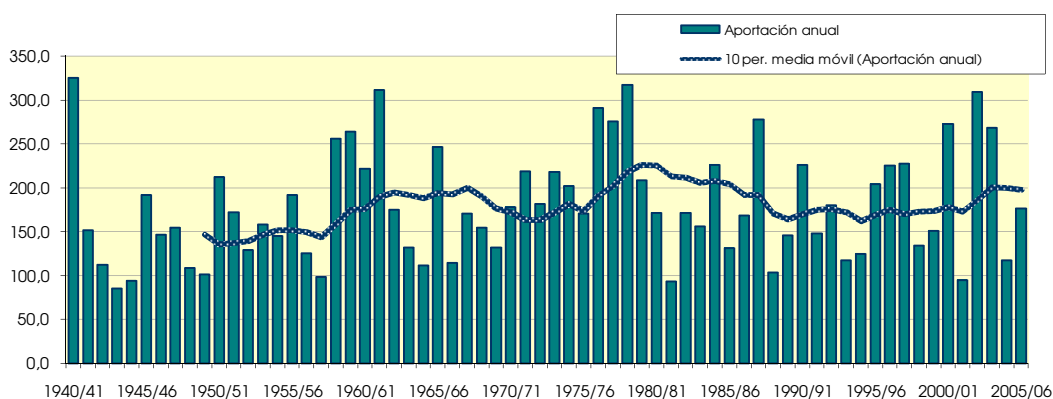
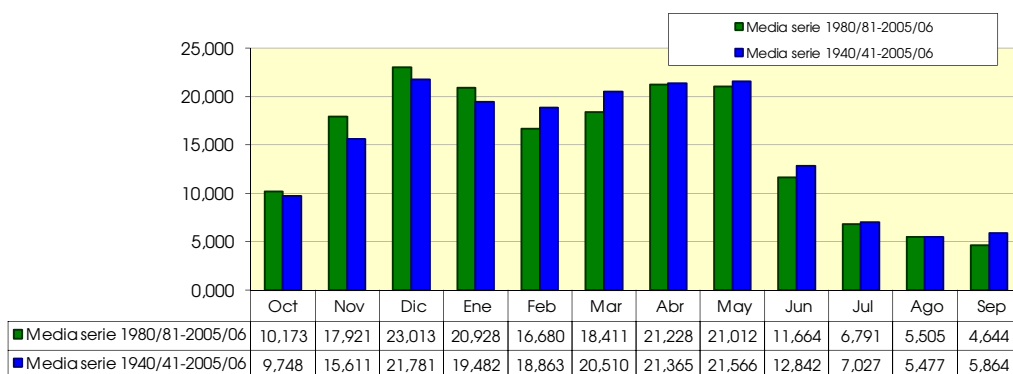
Percentil 1%	1,670	2,271	2,651	2,520	3,349	4,211	5,880	5,139	4,045	2,484	1,733	1,834	90,879
Percentil 5%	2,233	3,262	4,060	4,250	4,547	5,353	7,532	6,611	4,733	2,883	2,059	1,888	95,604
Percentil 10%	2,813	3,992	5,540	5,725	5,992	6,929	9,055	8,203	5,213	3,382	2,248	2,295	106,118
Percentil 25%	4,014	7,136	9,053	8,622	7,978	9,159	10,647	9,763	6,260	4,125	3,192	2,786	131,717
Percentil 50%	6,713	11,781	15,274	14,101	12,567	16,140	17,036	15,286	9,945	5,290	4,473	4,235	171,273
Desviación típica	8,481	12,912	21,911	15,742	15,909	16,637	14,463	16,904	8,724	4,551	4,265	4,610	63,029
Coef. variación	0,870	0,827	1,006	0,808	0,843	0,811	0,677	0,784	0,679	0,648	0,779	0,786	0,350

1980/2005
(hm³)

Serie para asignación y reserva

	Oct	Nov	Dic	Ene	Feb	Mar	Abr	May	Jun	Jul	Ago	Sep	Total
Máximo	36,799	75,012	86,442	65,595	75,875	89,864	64,737	66,143	31,764	19,414	28,633	9,159	309,151
Mínimo	1,473	1,590	2,578	1,574	3,104	2,925	5,530	5,148	3,776	2,760	1,755	1,850	93,744
Media	10,173	17,921	23,013	20,928	16,680	18,411	21,228	21,012	11,664	6,791	5,505	4,644	177,970

Percentil 1%	1,548	1,990	2,606	1,938	3,563	3,419	6,013	5,708	4,010	2,767	1,829	1,859	93,937
Percentil 5%	1,906	3,616	3,808	3,668	5,082	5,217	7,622	7,632	4,735	2,847	2,078	1,989	96,720
Percentil 10%	2,650	5,707	7,271	5,729	6,029	6,272	8,615	8,883	5,121	3,182	2,239	2,303	110,258
Percentil 25%	4,040	8,182	10,303	10,855	10,075	9,222	11,315	9,801	5,822	3,795	3,142	2,669	132,424
Percentil 50%	7,964	11,781	18,100	14,381	12,921	14,055	15,090	16,679	8,701	5,193	4,213	3,630	170,174
Desviación típica	8,500	15,693	18,822	17,352	13,998	17,153	15,765	14,587	7,441	4,409	5,369	2,331	60,549
Coef. variación	0,836	0,876	0,818	0,829	0,839	0,932	0,743	0,694	0,638	0,649	0,975	0,502	0,340



1801. Embalse de La Tranquera

1940/2005
(hm³)

Serie completa

	Oct	Nov	Dic	Ene	Feb	Mar	Abr	May	Jun	Jul	Ago	Sep	Total
Máximo	17,590	18,126	18,252	27,454	30,255	31,854	30,337	38,610	31,289	20,913	18,528	32,513	214,613
Mínimo	2,775	3,168	4,071	3,871	3,753	3,861	3,111	3,009	3,370	3,217	3,255	3,017	43,105
Media	8,381	8,287	8,919	9,863	9,253	10,173	10,065	10,803	10,184	9,482	9,126	8,856	113,391

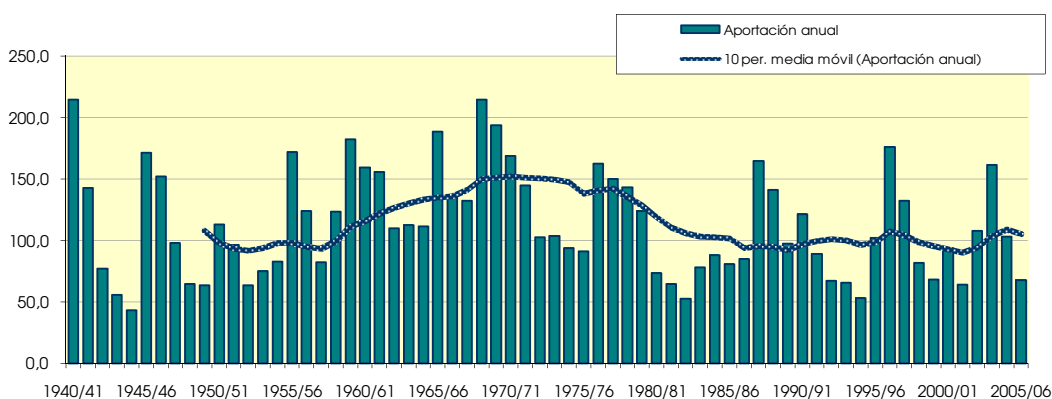
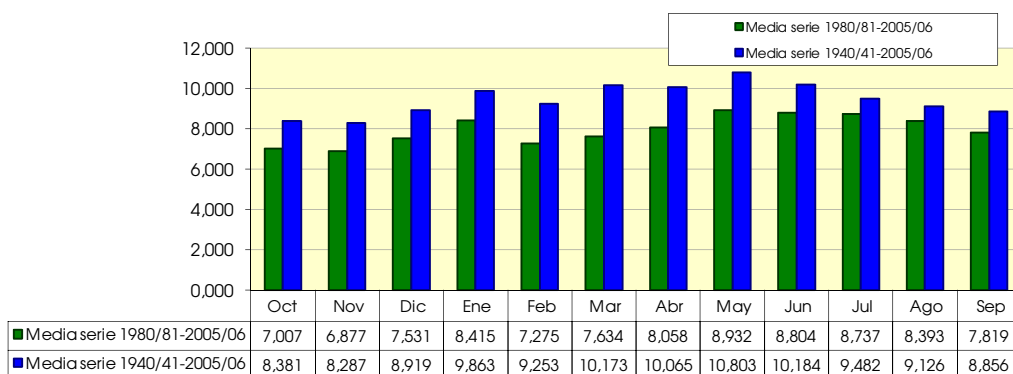
Percentil 1%	3,084	3,588	4,300	3,977	3,788	3,863	3,205	3,458	3,805	3,542	3,678	3,445	49,202
Percentil 5%	4,126	4,193	5,053	4,779	4,135	4,203	3,966	4,021	4,858	4,786	4,696	4,095	57,875
Percentil 10%	4,959	4,775	5,370	5,027	4,494	4,682	4,383	4,679	5,278	5,249	5,079	4,610	64,301
Percentil 25%	6,001	5,820	5,973	6,059	5,598	6,108	6,040	6,396	6,505	6,589	6,506	5,546	78,656
Percentil 50%	7,451	7,463	8,067	8,232	8,265	9,049	9,173	9,176	8,941	8,533	7,994	8,234	103,598
Desviación típica	3,432	3,329	3,451	5,265	5,046	5,260	5,477	7,044	5,092	4,070	3,570	4,808	43,138
Coef. variación	0,410	0,402	0,387	0,534	0,545	0,517	0,544	0,652	0,500	0,429	0,391	0,543	0,380

1980/2005
(hm³)

Serie para asignación y reserva

	Oct	Nov	Dic	Ene	Feb	Mar	Abr	May	Jun	Jul	Ago	Sep	Total
Máximo	14,005	13,327	14,188	24,672	13,062	13,888	18,812	26,024	31,289	20,580	18,256	32,513	176,343
Mínimo	3,250	4,090	4,423	4,034	3,753	3,863	3,256	3,699	4,040	3,717	3,905	3,676	52,485
Media	7,007	6,877	7,531	8,415	7,275	7,634	8,058	8,932	8,804	8,737	8,393	7,819	95,484

Percentil 1%	3,446	4,168	4,470	4,139	3,826	3,923	3,417	3,745	4,209	3,984	3,999	3,711	52,663
Percentil 5%	4,255	4,405	4,793	4,584	4,098	4,212	3,945	4,067	4,855	4,866	4,531	3,865	55,921
Percentil 10%	4,932	4,583	5,370	4,981	4,374	4,542	4,210	4,799	5,339	5,433	5,613	4,289	64,361
Percentil 25%	5,578	5,350	5,820	5,646	4,956	5,137	5,148	5,510	5,946	6,559	6,293	5,042	67,974
Percentil 50%	6,554	6,093	6,462	7,143	7,167	7,119	7,081	6,894	6,998	7,803	7,366	5,988	86,583
Desviación típica	2,321	2,307	2,723	4,356	2,543	2,832	4,177	5,065	5,570	3,741	3,413	5,728	34,782
Coef. variación	0,331	0,335	0,362	0,518	0,350	0,371	0,518	0,567	0,633	0,428	0,407	0,733	0,364



1803. Embalse de Maidevera

(hm ²)	Oct	Nov	Dic	Ene	Feb	Mar	Abr	May	Jun	Jul	Ago	Sep	Total
1940/41	0.567	0.920	0.742	4.941	2.105	3.219	4.066	2.614	1.557	1.147	0.908	0.666	23.452
1941/42	0.403	0.727	0.731	0.827	0.541	0.801	4.478	1.191	0.832	0.711	0.646	0.491	12.379
1942/43	0.346	0.783	0.921	0.759	0.485	0.571	1.485	0.499	0.400	0.475	0.431	0.338	7.492
1943/44	0.263	0.413	1.428	0.583	0.564	0.509	0.391	0.424	0.427	0.429	0.416	0.313	6.161
1944/45	0.257	0.424	0.796	0.639	0.429	0.517	0.382	0.331	0.326	0.346	0.342	0.242	5.031
1945/46	0.180	1.195	2.861	1.006	0.594	0.858	2.165	2.126	1.139	0.984	0.850	0.558	14.516
1946/47	0.394	0.603	0.938	0.665	3.829	3.713	1.351	1.418	0.878	0.759	0.682	0.775	16.003
1947/48	0.436	0.691	0.987	2.707	1.160	1.140	0.752	0.603	0.490	0.471	0.445	0.312	10.195
1948/49	0.230	0.355	0.481	0.386	0.314	0.526	0.334	1.268	0.524	0.468	0.445	1.175	6.507
1949/50	0.392	0.612	0.638	0.576	0.433	0.469	0.377	0.579	0.385	0.386	0.365	0.251	5.463
1950/51	0.188	0.304	0.903	1.018	1.230	1.349	3.127	1.141	0.939	0.855	0.751	0.626	12.432
1951/52	0.502	1.147	2.690	1.279	0.735	1.430	1.371	0.793	0.604	0.630	0.602	0.414	12.197
1952/53	0.291	0.462	0.700	0.526	0.391	0.426	0.827	0.394	2.785	0.904	0.713	0.439	8.859
1953/54	0.837	0.614	1.725	0.679	0.537	2.134	0.764	0.833	1.068	0.800	0.698	0.457	11.147
1954/55	0.326	0.594	0.601	1.177	1.123	0.800	0.654	0.535	0.482	0.509	0.507	0.354	7.662
1955/56	0.318	0.487	1.010	0.866	0.587	3.305	1.185	4.375	1.493	1.158	0.922	0.661	16.367
1956/57	0.429	0.659	0.698	0.607	0.469	0.535	0.444	0.468	1.023	0.651	0.606	0.418	7.006
1957/58	0.356	0.625	0.663	0.716	0.571	0.683	0.521	0.451	0.511	0.468	0.436	0.340	6.339
1958/59	0.247	0.411	5.180	1.171	0.793	1.772	0.993	1.959	1.672	1.158	0.991	1.069	17.415
1959/60	0.664	1.103	2.431	1.758	1.816	3.628	1.554	1.098	0.877	0.801	0.708	0.484	16.921
1960/61	1.404	1.067	2.116	1.285	0.857	0.927	0.691	0.589	0.634	0.533	0.518	1.172	11.792
1961/62	0.415	1.826	1.442	1.398	1.604	1.999	1.880	1.241	1.091	0.868	0.751	0.592	15.108
1962/63	0.545	0.747	0.909	1.098	1.139	1.496	1.212	0.735	0.616	0.578	0.527	0.488	10.090
1963/64	0.358	0.690	1.402	0.774	1.191	1.536	0.849	0.666	0.557	0.552	0.509	0.352	9.435
1964/65	0.264	0.511	1.115	0.671	0.999	1.862	0.781	0.574	0.462	0.426	0.385	0.284	8.334
1965/66	1.119	1.105	1.190	2.126	2.028	1.497	1.475	1.272	1.030	0.865	0.747	0.493	14.948
1966/67	0.418	0.902	0.874	0.813	0.710	0.678	0.656	0.444	0.377	0.380	0.361	0.270	6.883
1967/68	0.233	2.840	1.327	0.978	0.729	5.104	3.029	1.540	1.166	0.877	0.769	0.483	19.073
1968/69	0.335	0.760	2.103	1.279	1.120	1.995	4.247	1.720	1.472	1.184	1.001	1.076	18.293
1969/70	0.650	1.010	1.266	2.123	0.988	1.000	0.721	0.590	0.603	0.563	0.529	0.355	10.396
1970/71	0.259	0.480	0.869	1.210	0.498	0.757	2.035	3.141	1.974	1.223	0.973	0.602	14.021
1971/72	0.412	0.663	1.207	1.490	1.824	2.150	0.999	0.806	0.728	0.664	0.629	2.022	13.595
1972/73	0.823	1.701	1.596	1.309	0.740	0.754	0.576	0.512	0.673	0.642	0.581	0.396	10.303
1973/74	0.299	0.670	0.681	0.811	0.698	2.130	1.097	0.778	0.630	0.618	0.646	0.478	9.535
1974/75	0.339	1.074	0.690	0.624	0.840	0.687	1.196	1.717	0.943	0.795	0.790	0.625	10.320
1975/76	0.389	0.596	1.390	0.748	1.125	0.814	2.074	0.917	0.643	0.593	0.604	0.406	10.298
1976/77	0.394	0.773	4.863	8.206	3.041	3.068	1.790	2.420	2.657	1.781	1.366	0.815	31.173
1977/78	0.584	0.874	1.665	1.894	1.286	1.014	1.069	0.799	0.676	0.675	0.610	0.417	11.564
1978/79	0.305	0.463	0.948	4.358	2.178	2.153	1.392	1.958	1.124	0.939	0.776	0.512	17.107
1979/80	0.823	0.840	0.853	0.805	0.933	1.147	1.040	1.248	0.848	0.726	0.643	0.434	10.340
1980/81	0.316	0.578	0.598	0.553	0.441	0.494	2.076	0.789	0.582	0.534	0.474	0.328	7.764
1981/82	0.240	0.369	2.086	0.859	0.832	0.652	0.477	0.925	0.524	0.568	0.527	0.376	8.435
1982/83	0.355	0.634	0.727	0.582	0.433	0.474	0.421	0.340	0.323	0.343	1.617	0.448	6.698
1983/84	0.282	0.741	0.738	0.679	0.720	1.381	0.559	1.998	0.916	0.756	0.614	0.383	9.767
1984/85	0.270	5.238	1.541	1.399	1.264	1.000	1.009	0.868	0.627	0.621	0.534	0.360	14.730
1985/86	0.548	0.661	0.792	0.742	0.826	1.141	0.914	0.774	0.463	0.512	0.559	0.702	8.634
1986/87	0.608	0.529	0.473	0.802	1.303	1.120	0.672	0.480	0.360	0.588	0.570	0.418	7.923
1987/88	0.343	0.565	1.782	2.414	1.923	1.558	5.789	2.995	7.354	3.897	2.162	2.799	33.581
1988/89	2.026	2.521	1.861	1.473	1.153	1.508	2.427	2.286	2.290	0.881	0.770	0.480	19.676
1989/90	0.178	0.568	2.563	1.228	1.420	1.049	0.701	0.487	0.701	0.643	0.320	0.496	10.354
1990/91	0.318	0.670	0.777	1.077	1.586	1.896	4.136	1.772	1.595	1.713	1.563	0.545	17.648
1991/92	0.576	0.618	0.788	0.591	0.558	0.449	0.749	0.801	0.572	0.608	0.578	0.374	7.262
1992/93	0.438	0.747	0.941	0.636	0.469	0.851	0.558	0.716	0.947	1.085	1.065	0.390	8.843
1993/94	0.757	1.201	0.891	1.115	0.810	0.644	0.292	0.294	0.196	0.138	0.288	0.198	6.824
1994/95	0.465	1.125	0.681	0.919	0.666	0.550	0.154	0.262	0.144	0.170	0.319	0.180	5.635
1995/96	0.097	0.178	1.061	2.643	2.771	1.846	1.436	1.138	0.468	0.239	0.451	0.204	12.532
1996/97	0.103	0.382	1.411	8.684	2.212	2.135	2.152	1.799	2.076	2.288	0.589	0.659	24.490
1997/98	0.559	1.344	2.409	2.191	2.639	1.898	1.047	0.974	0.961	0.427	0.302	0.291	15.042
1998/99	0.398	0.378	0.410	0.891	0.687	0.745	0.388	0.564	0.308	0.255	0.183	0.403	5.610
1999/00	0.407	0.739	0.934	1.024	0.969	0.716	0.939	0.787	0.402	0.164	0.112	0.228	7.421
2000/01	0.445	0.981	1.634	2.314	1.711	1.744	1.405	0.504	0.294	0.183	0.194	0.264	11.673
2001/02	0.186	0.298	0.351	0.408	0.300	0.465	0.219	0.294	0.117	0.253	0.537	0.382	3.810
2002/03	0.512	0.940	1.995	2.227	4.621	2.873	4.844	3.981	2.066	1.533	1.649	2.925	30.166
2003/04	2.131	2.956	3.247	2.525	2.711	3.479	3.545	3.891	1.881	1.744	1.436	1.504	31.050
2004/05	1.191	1.062	1.401	1.190	0.971	0.889	0.652	0.547	0.317	0.211	0.396	0.232	9.059
2005/06	0.309	0.703	0.695	1.000	0.682	1.468	0.716	0.339	0.333	0.302	0.201	0.500	7.248

1803. Embalse de Maidevera

1940/2005
(hm³)

Serie completa

	Oct	Nov	Dic	Ene	Feb	Mar	Abr	May	Jun	Jul	Ago	Sep	Total
Máximo	2,131	5,238	5,180	8,684	4,621	5,104	5,789	4,375	7,354	3,897	2,162	2,925	33,581
Mínimo	0,097	0,178	0,351	0,386	0,300	0,426	0,154	0,262	0,117	0,138	0,112	0,180	3,810
Media	0,486	0,901	1,340	1,470	1,180	1,427	1,429	1,172	0,972	0,761	0,669	0,587	12,394

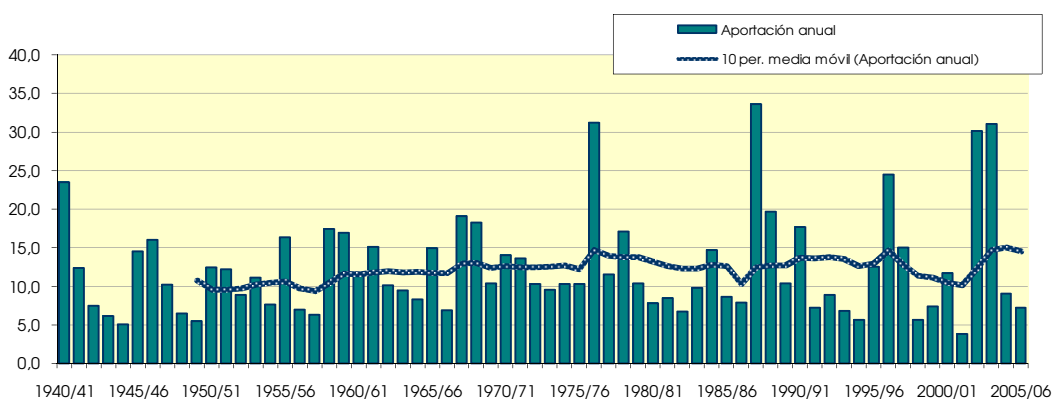
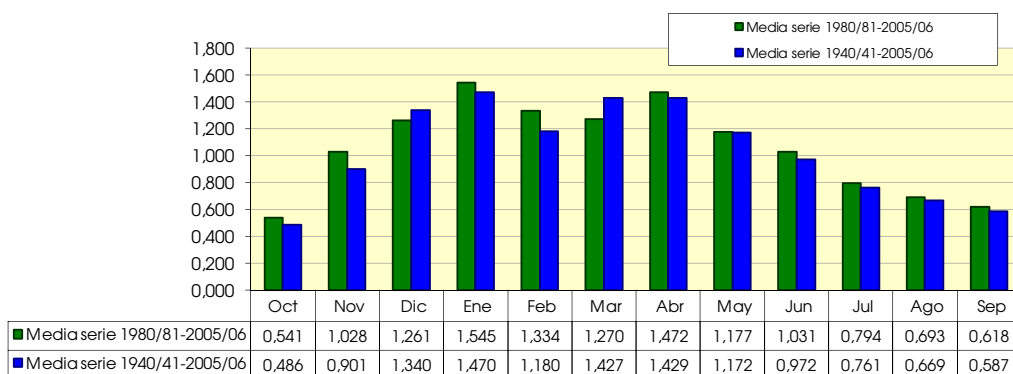
Percentil 1%	0,101	0,256	0,389	0,400	0,309	0,441	0,196	0,283	0,135	0,155	0,158	0,192	4,604
Percentil 5%	0,182	0,358	0,510	0,559	0,430	0,470	0,345	0,333	0,298	0,190	0,223	0,229	5,616
Percentil 10%	0,231	0,396	0,650	0,587	0,455	0,513	0,389	0,409	0,325	0,254	0,320	0,257	6,423
Percentil 25%	0,293	0,566	0,739	0,723	0,589	0,695	0,655	0,538	0,464	0,468	0,445	0,352	7,688
Percentil 50%	0,393	0,690	0,967	1,012	0,895	1,130	1,004	0,800	0,658	0,625	0,596	0,436	10,330
Desviación típica	0,373	0,757	0,919	1,501	0,851	0,977	1,242	0,933	0,999	0,574	0,376	0,512	6,606
Coef. variación	0,767	0,841	0,686	1,021	0,721	0,685	0,870	0,796	1,028	0,754	0,562	0,873	0,533

1980/2005
(hm³)

Serie para asignación y reserva

	Oct	Nov	Dic	Ene	Feb	Mar	Abr	May	Jun	Jul	Ago	Sep	Total
Máximo	2,131	5,238	3,247	8,684	4,621	3,479	5,789	3,981	7,354	3,897	2,162	2,925	33,581
Mínimo	0,097	0,178	0,351	0,408	0,300	0,449	0,154	0,262	0,117	0,138	0,112	0,180	3,810
Media	0,541	1,028	1,261	1,545	1,334	1,270	1,472	1,177	1,031	0,794	0,693	0,618	12,764

Percentil 1%	0,099	0,208	0,366	0,444	0,333	0,453	0,170	0,270	0,124	0,145	0,130	0,185	4,260
Percentil 5%	0,122	0,316	0,426	0,560	0,435	0,467	0,237	0,294	0,157	0,166	0,186	0,200	5,616
Percentil 10%	0,182	0,373	0,536	0,587	0,455	0,484	0,340	0,317	0,245	0,177	0,198	0,216	6,167
Percentil 25%	0,289	0,566	0,730	0,757	0,683	0,668	0,558	0,491	0,325	0,254	0,319	0,300	7,302
Percentil 50%	0,403	0,687	0,938	1,051	0,970	1,085	0,832	0,788	0,548	0,551	0,535	0,387	8,951
Desviación típica	0,505	1,061	0,747	1,610	0,992	0,765	1,507	1,062	1,444	0,848	0,544	0,708	8,394
Coef. variación	0,934	1,033	0,593	1,042	0,743	0,603	1,024	0,902	1,400	1,067	0,785	1,146	0,658



1804. Embalse de Mularroya

(hm³)	Oct	Nov	Dic	Ene	Feb	Mar	Abr	May	Jun	Jul	Ago	Sep	Total
1940/41	2.065	0.709	0.645	1.587	0.868	0.965	1.624	1.840	1.181	1.003	1.192	0.989	14.669
1941/42	0.832	0.954	0.743	0.724	0.768	0.763	4.055	1.032	0.947	0.850	0.844	0.979	13.491
1942/43	0.788	0.838	0.700	0.824	0.613	0.586	0.633	0.648	0.553	0.946	0.565	0.720	8.413
1943/44	0.558	0.504	2.577	0.632	0.747	0.567	0.531	1.403	0.813	0.637	0.583	0.633	10.184
1944/45	0.957	0.583	0.563	1.031	0.589	0.552	0.545	0.611	0.587	0.503	0.551	0.453	7.525
1945/46	0.417	0.891	0.836	1.264	0.714	1.451	3.630	5.106	1.501	1.272	1.130	1.045	19.257
1946/47	0.942	0.844	0.795	0.836	4.265	1.295	1.014	1.692	1.040	0.946	0.977	2.897	17.543
1947/48	1.322	0.874	0.834	1.613	0.930	0.847	0.854	0.986	0.751	0.689	0.643	0.577	10.918
1948/49	0.550	0.481	0.561	0.457	0.434	0.507	0.424	2.626	0.630	0.604	0.644	3.215	11.133
1949/50	0.763	0.850	0.714	0.626	0.572	0.521	0.730	1.243	0.665	0.564	0.517	0.483	8.248
1950/51	0.446	0.443	4.222	2.381	1.337	1.792	4.432	2.083	1.502	1.120	1.093	1.329	22.180
1951/52	2.651	1.290	1.320	1.255	1.058	1.142	1.472	0.978	0.858	1.234	0.873	0.759	14.890
1952/53	0.705	0.658	0.729	0.583	0.525	0.478	1.121	0.528	4.046	0.796	0.755	0.689	11.612
1953/54	1.708	0.712	0.906	0.711	0.681	3.523	1.120	4.260	2.577	1.184	0.967	0.862	19.210
1954/55	0.775	0.937	0.805	1.351	1.430	0.798	0.753	1.017	0.775	0.769	0.891	0.668	10.971
1955/56	0.927	0.715	2.053	0.825	0.755	2.518	1.378	5.009	1.227	1.085	1.185	1.386	19.062
1956/57	0.925	1.425	0.823	0.772	0.681	0.658	1.313	1.434	3.137	0.969	0.906	0.845	13.887
1957/58	2.274	1.076	0.819	1.795	0.822	0.786	0.714	0.753	0.873	0.666	0.617	0.664	11.858
1958/59	0.632	0.725	5.980	0.921	1.454	5.492	2.639	6.615	2.864	1.632	1.360	3.373	33.688
1959/60	1.755	1.884	2.499	2.170	1.744	3.166	1.443	1.429	1.271	1.143	0.995	1.042	20.540
1960/61	6.787	1.309	2.441	1.629	1.100	0.998	1.144	0.978	0.844	0.877	0.743	1.342	20.193
1961/62	1.863	5.917	1.398	2.869	2.735	1.484	1.538	1.292	1.306	1.041	0.943	2.048	24.434
1962/63	2.091	1.291	1.091	1.257	1.101	1.262	1.189	0.912	1.046	0.819	0.722	3.963	16.744
1963/64	0.840	1.406	1.193	0.834	1.817	1.139	1.235	0.954	0.870	0.792	0.708	0.717	12.504
1964/65	0.631	0.638	0.839	0.701	0.886	2.080	0.759	0.751	0.645	0.588	0.532	0.542	9.591
1965/66	6.074	1.389	1.611	4.056	1.818	1.276	1.588	1.914	1.217	1.100	0.983	0.929	23.956
1966/67	1.946	1.366	0.914	0.889	0.848	0.739	0.736	0.704	0.594	0.546	0.500	0.466	10.248
1967/68	1.131	7.586	0.956	0.840	1.124	5.002	1.765	1.424	1.106	0.995	0.926	0.848	23.703
1968/69	0.746	3.360	2.078	1.423	1.467	2.889	9.305	1.829	1.708	1.463	1.304	1.725	29.297
1969/70	1.641	1.300	1.272	1.897	1.175	1.189	0.968	1.100	1.268	0.844	0.766	0.685	14.108
1970/71	0.734	0.781	1.343	1.193	0.657	0.870	1.898	4.410	1.894	1.280	1.043	0.976	17.078
1971/72	1.245	1.509	5.612	2.042	1.222	2.268	1.159	1.273	1.219	0.990	1.364	5.100	25.003
1972/73	1.700	1.798	1.205	1.124	0.992	0.871	0.938	0.859	1.876	0.912	0.798	0.731	13.805
1973/74	0.817	0.692	1.229	0.759	1.021	3.231	1.640	1.198	0.947	1.001	1.763	0.940	15.238
1974/75	0.963	1.114	0.765	0.745	0.723	1.252	1.882	3.079	1.591	1.001	1.231	1.074	15.419
1975/76	0.877	0.805	3.536	0.943	1.676	1.028	1.748	1.214	0.976	0.808	0.951	0.883	15.445
1976/77	1.431	0.834	3.323	9.134	1.454	3.090	1.589	4.636	3.314	1.666	1.451	1.289	33.211
1977/78	1.266	1.179	1.517	1.601	1.243	1.404	1.433	1.624	2.069	0.990	0.886	0.827	16.039
1978/79	0.731	0.655	0.896	2.758	1.142	1.196	1.697	2.937	1.237	1.026	0.977	1.203	16.455
1979/80	1.728	1.081	0.968	0.948	1.358	1.363	0.901	2.005	1.074	0.901	0.848	0.775	13.950
1980/81	0.769	1.459	0.805	0.718	0.642	0.569	3.772	0.871	0.833	0.720	0.651	0.729	12.539
1981/82	0.566	0.508	0.982	0.745	1.388	0.685	0.635	2.240	0.760	0.854	1.109	0.734	11.206
1982/83	2.425	0.900	0.778	0.682	0.584	0.557	0.539	0.484	0.509	0.496	1.107	0.543	9.603
1983/84	0.573	0.949	0.758	0.590	0.841	1.283	0.716	5.403	1.034	0.848	0.751	0.672	14.419
1984/85	0.625	5.455	0.989	1.012	0.988	0.879	0.787	1.296	0.908	0.746	0.678	0.621	14.985
1985/86	0.622	0.648	0.711	0.712	1.111	0.810	1.108	1.098	1.117	0.723	0.639	1.631	10.932
1986/87	4.035	1.029	0.940	2.267	1.453	0.973	0.926	0.915	0.788	0.759	0.685	0.779	15.549
1987/88	2.377	2.201	2.094	3.578	1.126	1.011	8.324	4.729	8.631	1.995	1.744	1.539	39.349
1988/89	1.528	1.777	1.287	1.130	1.066	1.377	1.550	1.659	1.001	0.892	0.890	0.770	14.928
1989/90	0.692	1.102	1.519	0.951	0.772	0.720	0.711	0.817	1.162	0.709	0.651	1.190	10.998
1990/91	1.029	0.858	0.795	0.632	1.924	1.172	3.075	1.127	0.963	0.918	0.815	2.008	15.317
1991/92	1.016	0.848	0.889	0.702	0.630	0.605	0.547	0.578	2.443	0.693	0.726	0.594	10.270
1992/93	4.818	0.755	0.866	0.641	0.596	0.696	0.701	0.732	0.621	0.544	0.496	1.286	12.753
1993/94	2.120	0.657	0.594	0.595	0.599	0.501	0.458	0.516	0.441	0.413	0.404	0.684	7.982
1994/95	1.784	0.638	0.530	0.500	0.450	0.455	0.475	0.626	0.473	0.443	0.748	0.460	7.583
1995/96	0.415	0.898	1.684	2.507	1.650	1.089	0.910	1.007	0.819	0.743	0.712	0.649	13.084
1996/97	0.579	1.556	4.767	6.142	1.309	1.151	2.762	2.439	1.602	1.834	1.394	1.152	26.686
1997/98	1.013	1.172	2.132	1.086	0.946	0.854	0.953	1.111	0.809	0.730	0.677	0.612	12.093
1998/99	0.821	0.607	0.530	0.605	0.561	1.042	1.286	0.643	0.749	2.218	0.715	0.771	10.546
1999/00	0.723	0.755	0.616	0.656	0.512	0.571	0.683	2.414	0.903	0.660	0.591	0.544	9.628
2000/01	2.176	1.314	0.848	1.402	0.783	0.927	0.725	0.696	0.627	0.583	0.531	0.687	11.299
2001/02	0.501	0.453	0.413	0.389	0.352	0.337	0.357	1.636	1.279	0.619	0.764	0.610	7.710
2002/03	1.783	0.776	0.881	1.108	2.205	1.767	2.796	5.418	2.668	1.464	1.301	3.153	25.319
2003/04	2.485	2.452	1.633	1.827	2.189	4.970	7.510	4.745	1.994	1.868	1.586	1.547	34.807
2004/05	1.752	1.248	1.305	1.017	0.908	0.809	0.789	1.418	0.847	0.696	0.627	1.037	12.453
2005/06	1.273	2.008	1.050	1.085	1.737	1.009	0.962	0.765	1.820	0.862	0.765	2.404	15.740

1804. Embalse de Mularroya

1940/2005
(hm³)

Serie completa

	Oct	Nov	Dic	Ene	Feb	Mar	Abr	May	Jun	Jul	Ago	Sep	Total
Máximo	6,787	7,586	5,980	9,134	4,265	5,492	9,305	6,615	8,631	2,218	1,763	5,100	39,349
Mínimo	0,415	0,443	0,413	0,389	0,352	0,337	0,357	0,484	0,441	0,413	0,404	0,453	7,525
Media	1,451	1,309	1,420	1,413	1,119	1,361	1,661	1,845	1,370	0,944	0,886	1,183	15,962

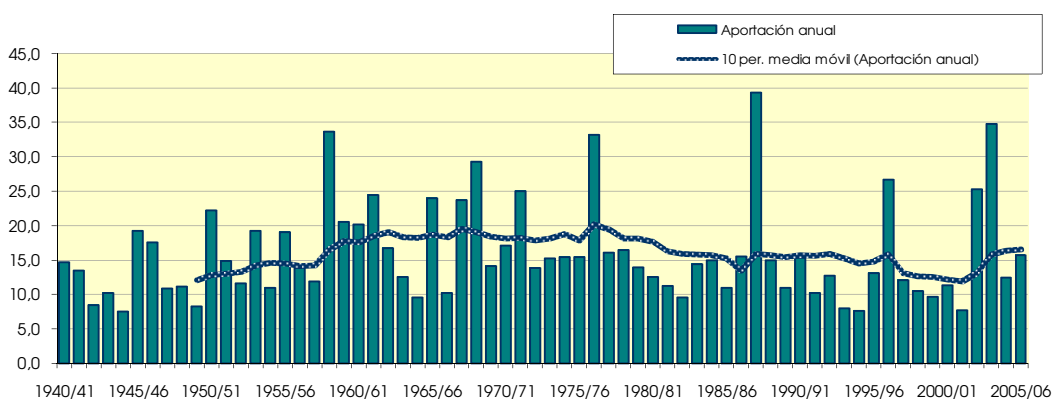
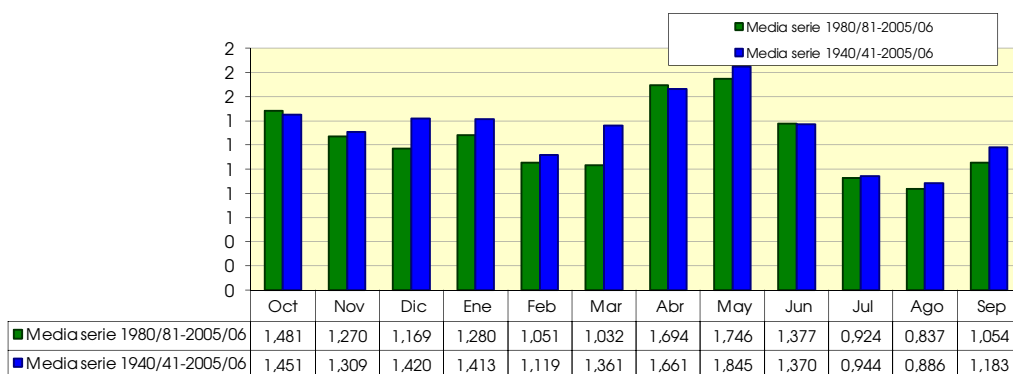
Percentil 1%	0,416	0,449	0,489	0,433	0,406	0,414	0,401	0,505	0,462	0,432	0,464	0,458	7,563
Percentil 5%	0,513	0,505	0,561	0,585	0,515	0,502	0,489	0,586	0,561	0,514	0,520	0,498	8,049
Percentil 10%	0,569	0,622	0,630	0,615	0,578	0,555	0,546	0,645	0,624	0,573	0,558	0,560	9,597
Percentil 25%	0,732	0,717	0,795	0,714	0,690	0,725	0,731	0,881	0,810	0,699	0,657	0,675	11,032
Percentil 50%	0,988	0,919	0,948	0,981	0,990	1,010	1,120	1,258	1,037	0,858	0,807	0,846	14,263
Desviación típica	1,211	1,231	1,160	1,357	0,624	1,101	1,732	1,496	1,167	0,376	0,306	0,900	7,047
Coef. variación	0,835	0,940	0,817	0,960	0,558	0,809	1,043	0,811	0,852	0,399	0,346	0,761	0,442

1980/2005
(hm³)

Serie para asignación y reserva

	Oct	Nov	Dic	Ene	Feb	Mar	Abr	May	Jun	Jul	Ago	Sep	Total
Máximo	4,818	5,455	4,767	6,142	2,205	4,970	8,324	5,418	8,631	2,218	1,744	3,153	39,349
Mínimo	0,415	0,453	0,413	0,389	0,352	0,337	0,357	0,484	0,441	0,413	0,404	0,460	7,583
Media	1,481	1,270	1,169	1,280	1,051	1,032	1,694	1,746	1,377	0,924	0,837	1,054	14,915

Percentil 1%	0,437	0,467	0,442	0,417	0,377	0,366	0,382	0,492	0,449	0,421	0,427	0,481	7,615
Percentil 5%	0,517	0,533	0,530	0,523	0,466	0,467	0,463	0,532	0,482	0,456	0,505	0,543	7,778
Percentil 10%	0,569	0,622	0,562	0,593	0,536	0,529	0,507	0,602	0,565	0,520	0,561	0,569	8,792
Percentil 25%	0,642	0,755	0,763	0,645	0,607	0,625	0,688	0,740	0,767	0,668	0,651	0,628	10,642
Percentil 50%	1,022	0,925	0,885	0,848	0,927	0,867	0,850	1,104	0,906	0,736	0,720	0,752	12,496
Desviación típica	1,102	1,003	0,864	1,229	0,535	0,865	2,042	1,554	1,587	0,502	0,336	0,655	7,943
Coef. variación	0,744	0,790	0,739	0,960	0,509	0,838	1,205	0,890	1,153	0,543	0,401	0,621	0,533



1805. Embalse de La Pimienta

(hm ²)	Oct	Nov	Dic	Ene	Feb	Mar	Abr	May	Jun	Jul	Ago	Sep	Total
1940/41	0.077	0.047	0.044	0.114	0.055	0.057	0.139	0.132	0.073	0.068	0.071	0.071	0.949
1941/42	0.058	0.058	0.052	0.060	0.060	0.053	0.104	0.054	0.051	0.048	0.047	0.046	0.691
1942/43	0.044	0.044	0.041	0.039	0.037	0.035	0.037	0.043	0.033	0.064	0.035	0.051	0.503
1943/44	0.036	0.035	0.062	0.036	0.035	0.033	0.033	0.191	0.133	0.041	0.040	0.042	0.715
1944/45	0.045	0.038	0.038	0.035	0.034	0.033	0.031	0.035	0.032	0.029	0.030	0.027	0.408
1945/46	0.026	0.045	0.031	0.032	0.032	0.047	0.144	0.397	0.085	0.069	0.065	0.063	1.038
1946/47	0.058	0.055	0.052	0.055	0.102	0.058	0.056	0.110	0.057	0.060	0.054	0.065	0.782
1947/48	0.063	0.049	0.046	0.053	0.049	0.047	0.045	0.045	0.041	0.040	0.038	0.036	0.553
1948/49	0.034	0.033	0.031	0.030	0.029	0.028	0.027	0.119	0.037	0.036	0.034	0.216	0.654
1949/50	0.047	0.044	0.042	0.040	0.037	0.036	0.039	0.095	0.045	0.037	0.036	0.035	0.532
1950/51	0.032	0.030	0.145	0.082	0.048	0.052	0.062	0.076	0.054	0.050	0.047	0.135	0.814
1951/52	0.099	0.053	0.049	0.051	0.048	0.044	0.048	0.042	0.041	0.124	0.044	0.042	0.685
1952/53	0.040	0.038	0.037	0.035	0.033	0.032	0.043	0.032	0.068	0.043	0.042	0.040	0.483
1953/54	0.110	0.042	0.042	0.038	0.037	0.057	0.048	0.295	0.068	0.056	0.053	0.050	0.895
1954/55	0.047	0.046	0.043	0.081	0.053	0.050	0.049	0.053	0.050	0.047	0.048	0.047	0.615
1955/56	0.044	0.044	0.066	0.044	0.041	0.070	0.070	0.729	0.075	0.071	0.072	0.131	1.459
1956/57	0.067	0.070	0.059	0.055	0.052	0.049	0.054	0.099	0.112	0.058	0.056	0.055	0.786
1957/58	0.109	0.055	0.050	0.053	0.048	0.047	0.044	0.043	0.046	0.041	0.041	0.040	0.616
1958/59	0.037	0.037	0.147	0.052	0.058	0.109	0.083	0.340	0.083	0.077	0.070	0.243	1.335
1959/60	0.125	0.126	0.128	0.101	0.091	0.099	0.094	0.092	0.084	0.080	0.073	0.072	1.165
1960/61	0.341	0.082	0.114	0.081	0.075	0.070	0.069	0.065	0.061	0.059	0.061	0.134	1.212
1961/62	0.083	0.202	0.079	0.090	0.087	0.082	0.094	0.086	0.087	0.075	0.071	0.146	1.181
1962/63	0.081	0.069	0.064	0.061	0.065	0.059	0.060	0.056	0.056	0.060	0.049	0.273	0.952
1963/64	0.053	0.100	0.073	0.054	0.078	0.060	0.058	0.056	0.077	0.064	0.051	0.048	0.773
1964/65	0.046	0.044	0.046	0.041	0.041	0.041	0.039	0.039	0.036	0.037	0.033	0.032	0.472
1965/66	0.293	0.145	0.059	0.134	0.097	0.072	0.089	0.159	0.077	0.072	0.067	0.063	1.328
1966/67	0.130	0.073	0.063	0.060	0.056	0.053	0.051	0.048	0.045	0.047	0.042	0.039	0.708
1967/68	0.057	0.412	0.069	0.064	0.062	0.126	0.093	0.099	0.077	0.071	0.067	0.063	1.260
1968/69	0.059	0.177	0.096	0.074	0.074	0.112	0.388	0.102	0.098	0.092	0.085	0.347	1.704
1969/70	0.094	0.082	0.105	0.094	0.078	0.074	0.069	0.070	0.068	0.060	0.056	0.053	0.902
1970/71	0.052	0.058	0.047	0.047	0.043	0.047	0.120	0.587	0.088	0.083	0.074	0.078	1.325
1971/72	0.067	0.074	0.100	0.070	0.067	0.070	0.062	0.068	0.059	0.054	0.059	0.277	1.027
1972/73	0.088	0.067	0.063	0.058	0.054	0.051	0.049	0.046	0.148	0.056	0.052	0.050	0.783
1973/74	0.049	0.044	0.042	0.040	0.043	0.085	0.073	0.054	0.046	0.047	0.050	0.044	0.617
1974/75	0.060	0.044	0.039	0.037	0.035	0.039	0.086	0.174	0.091	0.056	0.091	0.081	0.834
1975/76	0.053	0.049	0.080	0.049	0.053	0.046	0.066	0.050	0.049	0.044	0.043	0.039	0.622
1976/77	0.070	0.042	0.062	0.204	0.065	0.077	0.069	0.210	0.105	0.095	0.074	0.070	1.144
1977/78	0.066	0.066	0.060	0.059	0.064	0.060	0.074	0.197	0.078	0.057	0.054	0.051	0.884
1978/79	0.048	0.045	0.046	0.057	0.062	0.060	0.069	0.202	0.064	0.059	0.060	0.122	0.895
1979/80	0.145	0.075	0.056	0.053	0.059	0.053	0.050	0.114	0.054	0.051	0.048	0.047	0.806
1980/81	0.045	0.054	0.042	0.039	0.038	0.036	0.172	0.042	0.041	0.038	0.037	0.036	0.621
1981/82	0.033	0.032	0.039	0.033	0.044	0.033	0.032	0.246	0.045	0.046	0.043	0.045	0.670
1982/83	0.070	0.048	0.038	0.036	0.034	0.033	0.032	0.032	0.032	0.032	0.035	0.033	0.456
1983/84	0.032	0.036	0.031	0.029	0.030	0.034	0.031	0.525	0.052	0.049	0.045	0.042	0.935
1984/85	0.040	0.208	0.051	0.048	0.047	0.045	0.043	0.082	0.043	0.043	0.040	0.039	0.730
1985/86	0.037	0.035	0.035	0.033	0.037	0.035	0.062	0.056	0.039	0.036	0.034	0.168	0.607
1986/87	0.086	0.043	0.039	0.063	0.053	0.044	0.042	0.043	0.038	0.069	0.038	0.037	0.593
1987/88	0.116	0.072	0.057	0.098	0.052	0.050	0.230	0.117	0.604	0.124	0.116	0.107	1.744
1988/89	0.122	0.097	0.087	0.080	0.076	0.074	0.092	0.164	0.079	0.066	0.065	0.059	1.061
1989/90	0.055	0.066	0.101	0.075	0.053	0.049	0.048	0.048	0.053	0.042	0.042	0.088	0.719
1990/91	0.073	0.044	0.040	0.037	0.056	0.045	0.124	0.068	0.050	0.050	0.045	0.145	0.777
1991/92	0.054	0.051	0.047	0.044	0.041	0.039	0.037	0.057	0.079	0.041	0.044	0.038	0.571
1992/93	0.123	0.041	0.039	0.037	0.035	0.034	0.033	0.044	0.033	0.031	0.030	0.104	0.585
1993/94	0.092	0.037	0.035	0.033	0.032	0.031	0.030	0.038	0.029	0.029	0.029	0.042	0.457
1994/95	0.079	0.037	0.033	0.031	0.030	0.029	0.029	0.034	0.029	0.028	0.091	0.031	0.481
1995/96	0.030	0.057	0.069	0.071	0.055	0.050	0.049	0.062	0.049	0.046	0.048	0.043	0.629
1996/97	0.040	0.083	0.208	0.124	0.067	0.063	0.071	0.148	0.072	0.076	0.068	0.064	1.085
1997/98	0.059	0.067	0.107	0.063	0.059	0.055	0.056	0.082	0.056	0.053	0.050	0.048	0.756
1998/99	0.050	0.046	0.041	0.039	0.037	0.037	0.045	0.037	0.043	0.073	0.037	0.070	0.555
1999/00	0.037	0.041	0.034	0.033	0.030	0.029	0.040	0.058	0.039	0.034	0.032	0.031	0.439
2000/01	0.107	0.037	0.035	0.039	0.035	0.035	0.035	0.034	0.033	0.032	0.032	0.032	0.488
2001/02	0.031	0.029	0.027	0.026	0.025	0.024	0.031	0.081	0.052	0.031	0.073	0.040	0.469
2002/03	0.091	0.038	0.042	0.040	0.051	0.054	0.064	0.321	0.077	0.068	0.064	0.162	1.071
2003/04	0.103	0.100	0.065	0.063	0.067	0.079	0.126	0.200	0.091	0.086	0.080	0.093	1.152
2004/05	0.079	0.070	0.068	0.061	0.056	0.053	0.059	0.065	0.050	0.046	0.043	0.056	0.706
2005/06	0.051	0.116	0.052	0.044	0.045	0.042	0.048	0.039	0.063	0.045	0.040	0.102	0.685

1805. Embalse de La Pimentía

1940/2005
(hm³)

Serie completa

	Oct	Nov	Dic	Ene	Feb	Mar	Abr	May	Jun	Jul	Ago	Sep	Total
Máximo	0,341	0,412	0,208	0,204	0,102	0,126	0,388	0,729	0,604	0,124	0,116	0,347	1,744
Mínimo	0,026	0,029	0,027	0,026	0,025	0,024	0,027	0,032	0,029	0,028	0,029	0,027	0,408
Media	0,074	0,068	0,061	0,058	0,052	0,053	0,070	0,125	0,070	0,056	0,053	0,081	0,820

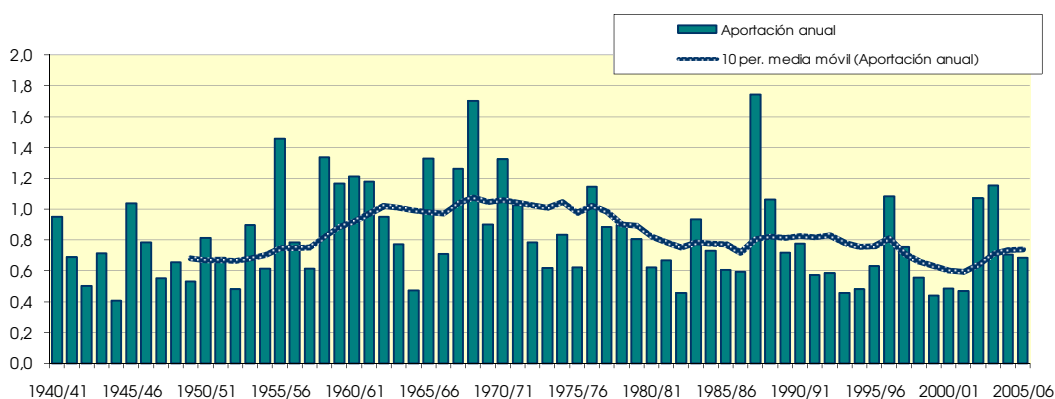
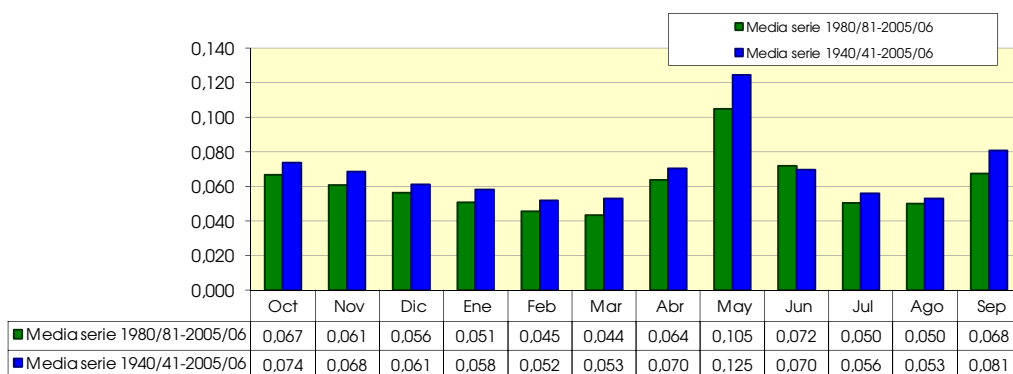
Percentil 1%	0,028	0,030	0,029	0,028	0,027	0,027	0,028	0,032	0,029	0,028	0,029	0,030	0,428
Percentil 5%	0,032	0,033	0,032	0,031	0,030	0,030	0,031	0,035	0,032	0,031	0,032	0,032	0,460
Percentil 10%	0,035	0,036	0,035	0,033	0,033	0,033	0,032	0,038	0,035	0,033	0,034	0,036	0,482
Percentil 25%	0,045	0,042	0,040	0,038	0,037	0,036	0,042	0,047	0,044	0,041	0,040	0,041	0,609
Percentil 50%	0,059	0,049	0,051	0,053	0,051	0,049	0,056	0,069	0,055	0,052	0,048	0,052	0,743
Desviación típica	0,052	0,057	0,033	0,030	0,017	0,021	0,054	0,135	0,071	0,020	0,018	0,066	0,306
Coef. variación	0,708	0,830	0,536	0,513	0,335	0,393	0,772	1,085	1,021	0,364	0,333	0,820	0,373

1980/2005
(hm³)

Serie para asignación y reserva

	Oct	Nov	Dic	Ene	Feb	Mar	Abr	May	Jun	Jul	Ago	Sep	Total
Máximo	0,123	0,208	0,208	0,124	0,076	0,079	0,230	0,525	0,604	0,124	0,116	0,168	1,744
Mínimo	0,030	0,029	0,027	0,026	0,025	0,024	0,029	0,032	0,029	0,028	0,029	0,031	0,439
Media	0,067	0,061	0,056	0,051	0,045	0,044	0,064	0,105	0,072	0,050	0,050	0,068	0,732

Percentil 1%	0,030	0,029	0,028	0,027	0,026	0,026	0,029	0,032	0,029	0,028	0,029	0,031	0,443
Percentil 5%	0,031	0,032	0,031	0,030	0,030	0,029	0,030	0,034	0,030	0,029	0,031	0,031	0,456
Percentil 10%	0,033	0,036	0,033	0,032	0,030	0,030	0,031	0,036	0,032	0,031	0,032	0,033	0,463
Percentil 25%	0,040	0,038	0,036	0,034	0,035	0,034	0,034	0,042	0,039	0,034	0,037	0,038	0,559
Percentil 50%	0,057	0,047	0,041	0,040	0,044	0,040	0,046	0,060	0,049	0,045	0,043	0,047	0,650
Desviación típica	0,030	0,038	0,037	0,024	0,013	0,014	0,049	0,112	0,110	0,022	0,021	0,041	0,294
Coef. variación	0,456	0,619	0,664	0,465	0,291	0,312	0,763	1,071	1,528	0,437	0,420	0,611	0,402



1806. Embalse de Lechago

(hm ²)	Oct	Nov	Dic	Ene	Feb	Mar	Abr	May	Jun	Jul	Ago	Sep	Total
1940/41	1,112	0,704	0,547	2,757	1,174	2,250	4,365	4,229	2,087	1,617	1,221	1,303	23,367
1941/42	0,740	0,874	0,669	1,013	1,108	2,013	5,547	1,947	1,989	0,880	1,191	1,311	19,282
1942/43	1,192	0,840	0,729	0,656	0,550	1,007	1,033	1,289	0,783	2,383	0,900	1,491	12,853
1943/44	0,930	0,715	2,147	0,863	0,712	0,893	1,049	6,859	3,703	1,362	1,031	1,568	21,832
1944/45	1,556	1,590	1,253	0,784	0,895	1,339	0,796	1,066	1,402	0,844	0,726	0,542	12,793
1945/46	0,483	1,943	2,128	1,164	1,037	5,429	14,115	26,053	6,079	2,895	2,004	1,731	65,062
1946/47	1,467	1,481	2,175	3,597	8,151	4,926	2,146	6,366	2,262	3,031	1,838	1,801	39,241
1947/48	2,227	1,206	0,879	2,438	1,092	1,041	1,446	1,461	0,884	0,833	0,583	0,922	15,012
1948/49	0,562	0,502	0,474	0,464	0,445	0,680	0,464	2,026	0,955	0,818	0,594	1,993	9,976
1949/50	1,121	1,043	0,805	0,563	0,457	0,546	1,313	2,169	0,987	0,666	0,534	0,470	10,673
1950/51	0,501	0,529	6,457	4,491	2,717	4,595	7,560	5,299	3,634	1,651	1,352	3,022	41,808
1951/52	3,446	1,943	1,482	1,999	1,775	1,865	2,389	2,263	1,253	3,901	1,332	0,998	24,646
1952/53	0,768	0,864	1,073	0,785	0,592	0,614	1,705	0,691	2,487	0,920	0,728	0,658	11,883
1953/54	1,154	0,697	1,281	0,575	0,667	5,096	1,756	7,290	3,589	1,497	0,906	0,698	25,207
1954/55	0,587	0,781	0,602	2,100	1,132	0,962	0,977	1,268	1,522	0,829	1,631	1,582	13,974
1955/56	0,871	0,803	1,927	1,039	0,571	3,076	2,723	7,120	3,169	1,261	1,130	1,077	24,766
1956/57	1,138	1,178	0,725	0,537	0,591	0,737	1,386	3,836	7,000	1,561	1,046	1,029	20,763
1957/58	2,835	2,290	0,896	1,550	0,768	2,942	1,114	1,508	0,959	0,703	0,631	0,802	16,999
1958/59	0,573	1,259	4,703	1,634	1,861	8,494	4,208	11,772	3,962	2,576	1,617	4,117	46,776
1959/60	3,173	3,633	3,020	3,418	2,839	4,607	2,019	2,523	1,869	2,319	0,949	1,058	31,428
1960/61	5,933	2,091	4,703	3,246	1,334	1,071	1,361	1,405	0,876	0,792	1,086	1,018	24,914
1961/62	1,280	5,001	1,558	1,618	1,617	1,649	2,459	3,013	2,071	0,935	0,783	1,965	23,949
1962/63	3,104	1,650	1,029	1,636	1,948	2,609	2,912	1,364	1,516	1,217	0,684	4,138	23,808
1963/64	1,104	3,502	2,064	1,098	2,368	3,058	1,746	2,423	3,713	1,418	0,886	0,794	24,174
1964/65	0,819	0,765	1,523	1,076	0,903	1,551	0,957	0,918	0,732	0,619	0,510	0,518	10,892
1965/66	2,949	1,595	1,376	4,433	2,586	1,442	2,015	3,637	1,761	1,081	0,872	0,800	24,546
1966/67	4,389	1,590	0,983	1,474	0,856	0,976	0,841	0,810	0,574	0,734	0,544	0,509	14,280
1967/68	0,560	3,036	1,627	0,833	0,993	5,786	2,210	2,478	1,139	0,833	0,722	0,624	20,840
1968/69	0,545	7,828	2,626	2,781	1,979	6,326	14,341	6,626	3,689	2,475	1,750	3,219	54,184
1969/70	2,810	1,618	1,988	3,679	1,799	2,886	1,271	1,386	1,978	1,409	0,830	0,706	22,362
1970/71	0,797	0,629	0,785	0,841	0,581	0,752	3,721	7,085	3,531	2,408	1,821	1,145	24,096
1971/72	0,969	1,622	4,626	2,705	1,839	2,616	1,495	2,006	2,424	1,369	1,179	4,422	27,272
1972/73	2,045	1,463	0,987	0,840	0,744	0,679	0,728	1,015	4,613	1,482	1,318	1,099	17,013
1973/74	0,830	0,705	0,885	0,624	0,736	4,372	3,990	2,409	1,496	1,062	1,473	0,975	19,558
1974/75	1,172	0,998	0,658	0,549	0,518	1,274	2,107	4,026	6,654	1,577	3,136	2,994	25,664
1975/76	1,026	0,851	1,260	0,846	1,159	0,961	2,028	1,903	0,864	0,708	1,183	0,672	13,460
1976/77	1,114	0,734	1,771	7,900	2,271	3,550	1,815	11,307	6,892	2,647	1,566	1,221	42,787
1977/78	0,991	0,901	0,907	0,933	0,899	1,526	2,151	3,944	3,224	1,163	0,900	0,841	18,379
1978/79	0,634	0,541	0,777	1,710	1,370	2,014	2,538	3,869	2,212	1,328	0,863	1,421	19,278
1979/80	6,384	2,888	0,945	0,972	1,821	1,426	0,972	4,090	1,518	1,035	0,809	0,733	23,595
1980/81	0,670	0,936	0,995	0,560	0,483	0,484	3,871	1,405	1,420	0,550	0,730	0,739	12,843
1981/82	0,459	0,402	0,704	0,498	0,956	0,637	0,706	1,827	1,117	0,743	0,782	0,593	9,424
1982/83	1,976	1,019	0,766	0,583	0,523	0,559	0,558	0,642	0,955	0,588	0,831	0,578	9,577
1983/84	0,464	0,794	0,540	0,486	0,559	0,803	0,742	7,255	2,076	1,140	0,868	0,791	16,518
1984/85	0,633	4,206	1,654	1,086	1,486	1,118	0,938	2,196	1,201	1,144	0,732	0,659	17,054
1985/86	0,577	0,554	0,595	0,617	0,921	0,989	2,842	2,644	1,275	0,812	0,728	3,078	15,633
1986/87	2,108	1,156	0,912	3,249	2,335	1,395	1,049	1,409	0,998	1,472	0,877	0,780	17,741
1987/88	1,465	1,551	2,268	3,505	1,655	1,073	7,875	7,534	11,190	4,401	2,630	1,944	47,093
1988/89	1,700	1,787	1,261	1,095	1,031	1,778	1,882	2,847	1,792	1,379	1,930	1,150	19,632
1989/90	0,868	1,422	1,391	1,199	0,784	0,658	0,794	1,031	2,292	0,718	1,456	1,416	14,031
1990/91	2,570	1,886	2,173	1,753	4,605	5,007	7,845	4,684	1,554	1,644	0,921	3,136	37,777
1991/92	1,470	1,107	0,946	0,715	0,630	0,721	0,624	2,089	1,936	1,019	0,857	0,849	12,963
1992/93	4,832	0,901	0,983	0,555	0,600	0,569	0,679	1,045	0,783	0,499	0,451	1,028	12,925
1993/94	1,409	0,731	0,546	0,437	0,632	0,451	0,599	0,783	0,452	0,440	0,471	0,754	7,705
1994/95	1,630	0,853	0,578	0,512	0,445	0,417	0,554	1,168	0,981	0,513	0,963	0,521	9,136
1995/96	0,398	0,640	1,494	1,963	2,184	1,188	1,121	2,555	0,982	0,921	1,685	0,772	15,901
1996/97	0,576	1,569	4,654	6,761	2,268	1,379	1,485	3,202	3,723	1,835	3,016	1,259	31,728
1997/98	0,918	0,984	2,313	0,956	0,791	0,665	1,463	2,917	2,190	0,756	0,851	0,674	15,478
1998/99	0,727	0,563	0,529	0,425	0,497	1,505	1,417	1,084	1,962	2,409	0,868	2,127	14,114
1999/00	0,968	0,794	0,587	0,495	0,440	0,707	1,447	2,764	2,164	0,921	0,632	0,618	12,537
2000/01	2,936	1,183	0,910	1,349	0,764	1,113	0,665	0,989	0,575	0,549	0,626	0,791	12,449
2001/02	0,524	0,439	0,389	0,361	0,337	0,419	0,764	1,751	2,358	1,118	2,954	1,941	13,356
2002/03	1,746	1,027	1,503	1,339	2,863	5,082	4,674	20,166	4,153	1,989	1,947	1,869	48,357
2003/04	3,338	1,560	0,995	0,982	1,812	4,503	10,151	18,732	5,457	3,294	1,546	1,157	53,516
2004/05	1,268	0,919	0,897	0,706	0,635	0,598	0,694	0,977	1,048	0,645	0,558	1,832	10,777
2005/06	1,121	1,538	1,488	1,059	1,601	1,150	0,992	0,715	4,981	2,530	0,933	2,350	20,458

1806. Embalse de Lechago

1940/2005
(hm³)

Serie completa

	Oct	Nov	Dic	Ene	Feb	Mar	Abr	May	Jun	Jul	Ago	Sep	Total
Máximo	6,384	7,828	6,457	7,900	8,151	8,494	14,341	26,053	11,190	4,401	3,136	4,422	65,062
Mínimo	0,398	0,402	0,389	0,361	0,337	0,417	0,464	0,642	0,452	0,440	0,451	0,470	7,705
Media	1,564	1,445	1,502	1,598	1,353	2,039	2,518	3,896	2,449	1,407	1,147	1,385	22,305

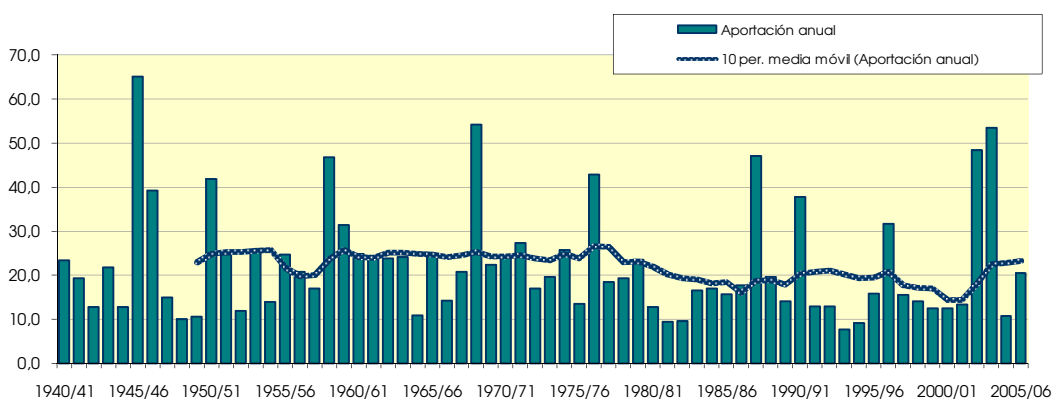
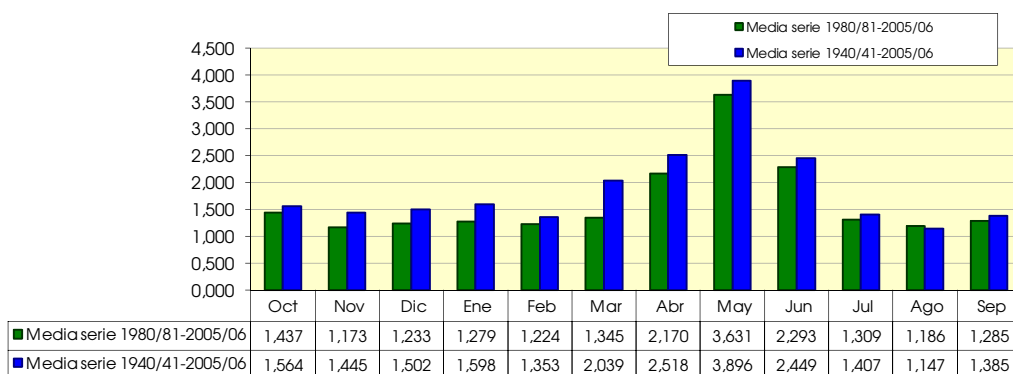
Percentil 1%	0,437	0,426	0,444	0,403	0,404	0,418	0,522	0,674	0,531	0,479	0,464	0,496	8,635
Percentil 5%	0,488	0,532	0,542	0,469	0,448	0,500	0,605	0,790	0,745	0,549	0,536	0,527	9,677
Percentil 10%	0,552	0,596	0,582	0,505	0,508	0,584	0,687	0,983	0,870	0,632	0,588	0,605	10,834
Percentil 25%	0,730	0,784	0,779	0,632	0,630	0,740	0,961	1,369	1,065	0,814	0,731	0,743	13,382
Percentil 50%	1,117	1,035	1,012	1,049	0,975	1,306	1,474	2,336	1,949	1,142	0,903	1,044	19,280
Desviación típica	1,284	1,202	1,189	1,464	1,170	1,789	2,857	4,652	1,944	0,852	0,611	0,940	12,471
Coef. variación	0,821	0,832	0,792	0,916	0,865	0,877	1,134	1,194	0,794	0,605	0,533	0,679	0,559

1980/2005
(hm³)

Serie para asignación y reserva

	Oct	Nov	Dic	Ene	Feb	Mar	Abr	May	Jun	Jul	Ago	Sep	Total
Máximo	4,832	4,206	4,654	6,761	4,605	5,082	10,151	20,166	11,190	4,401	3,016	3,136	53,516
Mínimo	0,398	0,402	0,389	0,361	0,337	0,417	0,554	0,642	0,452	0,440	0,451	0,521	7,705
Media	1,437	1,173	1,233	1,279	1,224	1,345	2,170	3,631	2,293	1,309	1,186	1,285	19,566

Percentil 1%	0,413	0,411	0,424	0,377	0,363	0,418	0,555	0,660	0,482	0,455	0,456	0,536	8,063
Percentil 5%	0,460	0,467	0,532	0,428	0,441	0,427	0,568	0,732	0,627	0,503	0,493	0,582	9,208
Percentil 10%	0,494	0,559	0,543	0,461	0,464	0,468	0,612	0,880	0,869	0,531	0,592	0,605	9,500
Percentil 25%	0,643	0,794	0,622	0,522	0,569	0,608	0,697	1,055	1,010	0,663	0,731	0,743	12,613
Percentil 50%	1,195	1,001	0,964	0,836	0,787	0,896	1,020	1,958	1,673	0,970	0,868	0,938	14,796
Desviación típica	1,051	0,742	0,888	1,375	0,987	1,349	2,610	4,987	2,231	0,958	0,744	0,766	12,877
Coef. variación	0,731	0,632	0,720	1,075	0,806	1,003	1,202	1,373	0,973	0,732	0,627	0,596	0,658



1807. Embalse de Cabecera

(hm ²)	Oct	Nov	Dic	Ene	Feb	Mar	Abr	May	Jun	Jul	Ago	Sep	Total
1940/41	1,425	1,269	1,166	6,868	5,361	5,099	7,491	8,942	4,578	3,003	2,778	2,812	50,792
1941/42	2,503	2,506	2,373	2,136	1,971	2,092	3,132	2,333	1,988	1,489	1,406	1,462	25,390
1942/43	1,365	1,337	1,335	1,342	1,182	1,186	1,538	1,121	0,998	0,806	0,765	0,828	13,802
1943/44	0,821	0,806	0,927	0,767	0,724	0,730	0,752	0,827	0,877	0,678	0,658	0,843	9,410
1944/45	0,678	0,683	0,720	0,629	0,620	0,692	0,649	0,613	0,598	0,464	0,452	0,474	7,273
1945/46	0,434	0,577	4,750	0,991	0,996	4,112	10,940	10,108	3,742	2,783	2,579	2,616	44,627
1946/47	2,330	2,281	2,205	1,970	5,651	7,654	2,530	2,716	2,229	1,666	1,573	1,676	34,481
1947/48	1,490	1,473	1,693	5,254	1,772	1,638	1,602	1,467	1,317	1,002	0,947	0,982	20,638
1948/49	0,901	0,900	0,899	0,815	0,783	0,841	0,829	0,902	0,847	0,684	0,669	1,946	11,019
1949/50	1,063	1,092	1,067	0,966	0,942	0,937	0,935	0,962	0,898	0,697	0,666	0,690	10,917
1950/51	0,635	0,640	1,842	1,777	6,371	6,061	4,464	3,272	2,322	1,723	1,591	1,646	32,344
1951/52	1,737	2,499	1,644	1,536	1,693	1,965	1,900	1,622	1,423	1,487	1,085	1,108	19,698
1952/53	1,001	1,088	1,246	0,931	0,928	0,902	1,230	0,939	1,769	0,803	0,768	0,795	12,398
1953/54	0,784	0,787	0,787	0,709	0,768	1,217	0,941	1,492	1,343	0,960	0,900	0,921	11,608
1954/55	0,835	0,917	0,849	1,566	3,768	1,448	1,531	1,529	1,268	0,984	0,926	0,963	16,583
1955/56	0,930	1,017	1,987	1,579	1,216	8,862	3,244	6,325	2,843	2,093	1,964	2,101	34,160
1956/57	1,885	1,856	1,800	1,595	1,568	1,520	1,569	1,718	1,603	1,262	1,195	1,232	18,804
1957/58	1,163	1,197	1,247	1,512	1,138	1,523	1,325	1,213	1,146	0,849	0,807	0,850	13,970
1958/59	0,782	0,788	3,480	1,128	1,123	5,739	1,972	2,943	2,182	1,646	1,538	1,779	25,099
1959/60	1,631	1,749	1,969	2,399	4,066	5,506	3,146	3,159	2,670	2,015	1,868	1,896	32,073
1960/61	2,360	2,218	2,921	2,306	1,967	1,937	1,919	1,839	1,585	1,207	1,149	1,588	22,995
1961/62	1,376	2,071	1,813	3,218	2,685	2,929	4,649	2,741	2,326	1,698	1,587	1,650	28,743
1962/63	1,503	1,505	1,500	2,066	3,246	1,722	2,492	1,720	1,586	1,185	1,116	1,216	20,856
1963/64	1,145	1,755	1,651	1,258	3,298	2,339	2,059	1,726	1,932	1,426	1,334	1,362	21,284
1964/65	1,231	1,235	1,226	1,197	1,146	1,524	1,366	1,271	1,141	0,864	0,813	0,863	13,876
1965/66	1,059	2,143	1,782	8,819	8,859	3,012	5,769	3,354	2,932	2,175	2,013	2,040	43,958
1966/67	2,075	2,229	2,018	1,976	1,943	1,950	1,956	1,796	1,592	1,201	1,129	1,157	21,022
1967/68	1,053	4,462	1,575	1,419	2,720	4,831	3,806	2,490	2,205	1,649	1,540	1,573	29,324
1968/69	1,414	1,574	2,270	1,855	3,534	9,640	4,416	4,861	4,366	3,040	2,811	3,120	42,898
1969/70	2,833	3,390	3,153	10,203	3,393	3,490	3,280	2,975	2,632	1,996	1,850	1,883	41,078
1970/71	1,686	1,778	1,649	1,927	1,450	1,641	3,826	7,582	4,292	2,522	2,363	2,421	33,137
1971/72	2,148	2,112	2,223	2,175	4,670	3,092	2,534	2,294	2,036	1,520	1,423	2,334	28,561
1972/73	1,921	2,605	2,946	2,865	1,630	1,600	1,693	1,480	1,671	1,183	1,124	1,160	21,880
1973/74	1,049	1,051	1,281	1,235	1,631	3,107	4,319	1,973	1,873	1,295	1,214	1,245	21,271
1974/75	1,127	1,279	1,135	1,015	1,001	1,059	2,148	3,105	1,765	1,330	1,278	1,375	17,617
1975/76	1,206	1,192	1,187	1,057	1,024	1,034	1,211	1,160	1,065	0,844	0,852	0,874	12,706
1976/77	0,887	0,915	3,075	9,634	6,049	4,263	3,312	4,239	3,667	2,562	2,383	2,413	43,399
1977/78	2,232	2,157	2,220	2,144	3,268	2,447	3,734	2,761	2,421	1,821	1,695	1,725	28,624
1978/79	1,548	1,520	2,124	3,130	4,984	4,997	4,110	3,856	2,900	2,174	2,017	2,051	35,410
1979/80	2,105	1,989	1,917	1,711	1,876	2,118	1,781	1,752	1,571	1,181	1,124	1,169	20,295
1980/81	1,070	1,083	1,058	0,951	0,902	0,907	1,380	1,069	0,937	0,707	0,673	0,709	11,447
1981/82	0,646	0,647	1,722	0,792	0,902	0,838	0,832	1,505	1,159	0,891	0,835	0,871	11,642
1982/83	0,799	0,976	0,867	0,783	0,743	0,745	0,980	0,815	0,739	0,578	0,624	0,650	9,299
1983/84	0,592	0,616	0,724	0,627	0,643	1,567	0,884	5,916	1,845	1,346	1,240	1,251	17,251
1984/85	1,129	2,629	1,499	1,588	1,809	1,595	1,926	1,880	1,697	1,232	1,162	1,197	19,344
1985/86	1,073	1,098	1,359	1,039	2,969	1,397	3,264	1,721	1,517	1,131	1,063	1,235	18,865
1986/87	1,197	1,147	1,113	1,408	2,292	1,422	1,804	1,460	1,242	0,998	0,935	0,976	15,994
1987/88	1,188	1,078	1,658	2,635	1,640	1,557	9,245	5,166	9,475	3,429	3,157	3,183	43,413
1988/89	2,863	2,788	2,670	2,349	2,252	2,193	2,412	2,955	2,175	1,635	1,534	1,575	27,400
1989/90	1,414	1,520	3,447	2,031	1,639	1,628	1,700	1,480	1,312	0,989	0,945	1,066	19,172
1990/91	1,039	1,058	1,036	0,936	1,371	2,735	3,242	2,262	2,034	1,518	1,414	1,842	20,489
1991/92	1,608	1,568	1,527	1,357	1,268	1,254	1,253	1,287	1,338	0,975	0,922	0,951	15,309
1992/93	1,335	1,012	1,079	0,929	0,875	0,936	0,964	1,216	1,012	0,768	0,722	0,782	11,629
1993/94	1,702	1,002	0,963	1,018	1,186	0,993	0,990	0,948	0,835	0,645	0,630	0,664	11,578
1994/95	0,829	0,746	0,733	0,693	0,828	0,723	0,713	0,706	0,671	0,520	0,521	0,558	8,241
1995/96	0,510	0,778	2,215	5,630	2,882	3,152	2,474	3,375	2,226	1,648	1,530	1,551	27,970
1996/97	1,381	1,466	3,764	7,180	2,724	2,564	2,900	3,957	2,582	1,973	1,884	1,918	34,294
1997/98	1,716	2,213	3,255	2,018	1,888	1,859	2,008	3,258	2,143	1,577	1,471	1,513	24,918
1998/99	1,360	1,348	1,303	1,184	1,122	1,126	1,225	1,089	1,011	0,792	0,753	0,825	13,139
1999/00	0,919	0,842	0,840	0,768	0,724	0,741	1,263	1,200	1,092	0,829	0,779	0,805	10,802
2000/01	0,756	0,895	1,206	3,725	1,550	3,327	2,043	1,861	1,595	1,189	1,120	1,156	20,424
2001/02	1,067	1,049	1,020	0,918	0,857	0,890	0,890	0,941	0,844	0,671	0,677	0,738	10,561
2002/03	0,775	0,838	0,896	1,744	1,902	2,574	2,245	2,277	2,232	1,673	1,567	1,657	20,380
2003/04	1,795	1,703	1,637	1,474	1,745	2,909	3,002	3,758	3,365	2,517	2,348	2,407	28,661
2004/05	2,213	2,158	2,093	1,859	1,730	1,700	1,664	1,525	1,368	1,043	0,985	1,022	19,359
2005/06	0,948	1,095	1,048	0,984	1,040	1,086	1,084	0,994	0,948	0,772	0,737	0,814	11,550

1807. Embalse de Cabecera

1940/2005
(hm³)

Serie completa

	Oct	Nov	Dic	Ene	Feb	Mar	Abr	May	Jun	Jul	Ago	Sep	Total
Máximo	2,863	4,462	4,750	10,203	8,859	9,640	10,940	10,108	9,475	3,429	3,157	3,183	50,792
Mínimo	0,434	0,577	0,720	0,627	0,620	0,692	0,649	0,613	0,598	0,464	0,452	0,474	7,273
Media	1,338	1,485	1,733	2,186	2,159	2,438	2,492	2,482	1,964	1,394	1,306	1,405	22,381

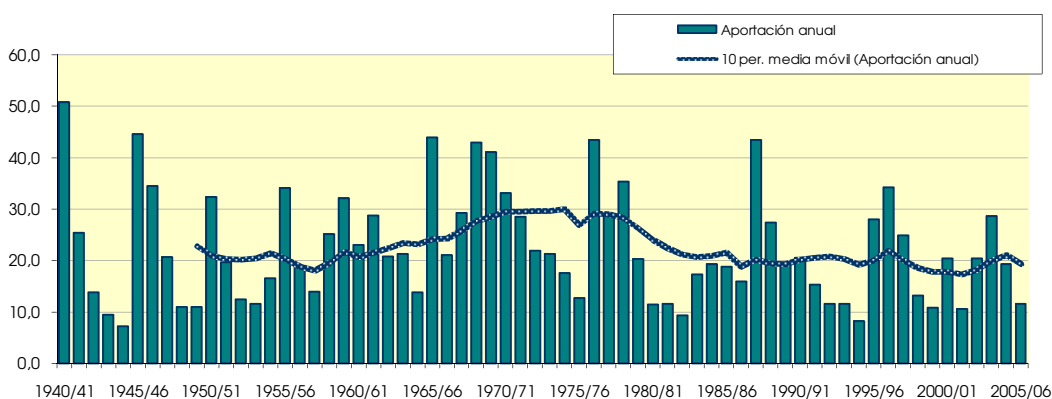
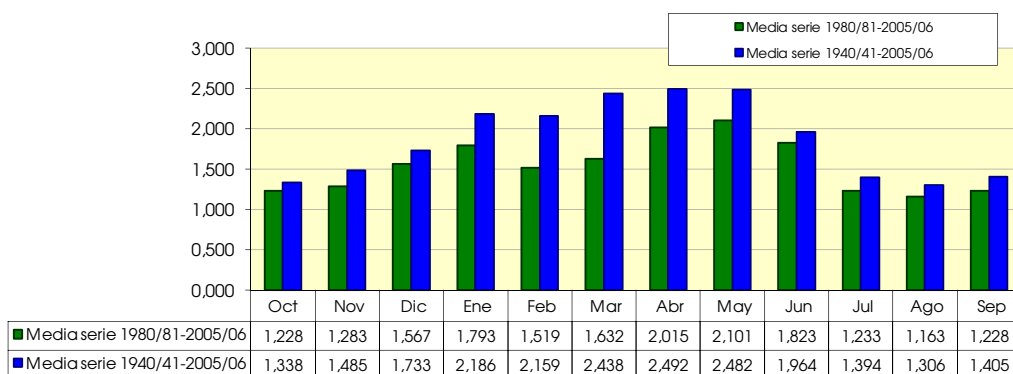
Percentil 1%	0,483	0,602	0,723	0,628	0,635	0,712	0,691	0,673	0,646	0,501	0,497	0,529	7,902
Percentil 5%	0,638	0,656	0,800	0,724	0,729	0,742	0,830	0,846	0,837	0,652	0,637	0,671	9,698
Percentil 10%	0,766	0,782	0,882	0,788	0,806	0,866	0,913	0,944	0,887	0,691	0,671	0,760	10,968
Percentil 25%	0,922	0,982	1,087	0,997	1,028	1,141	1,255	1,230	1,149	0,853	0,819	0,872	13,305
Percentil 50%	1,193	1,252	1,606	1,551	1,639	1,671	1,941	1,774	1,637	1,219	1,139	1,234	20,402
Desviación típica	0,564	0,734	0,844	2,094	1,631	1,928	1,900	1,896	1,309	0,669	0,611	0,634	10,649
Coef. variación	0,421	0,494	0,487	0,958	0,756	0,791	0,763	0,764	0,667	0,480	0,468	0,451	0,476

1980/2005
(hm³)

Serie para asignación y reserva

	Oct	Nov	Dic	Ene	Feb	Mar	Abr	May	Jun	Jul	Ago	Sep	Total
Máximo	2,863	2,788	3,764	7,180	2,969	3,327	9,245	5,916	9,475	3,429	3,157	3,183	43,413
Mínimo	0,510	0,616	0,724	0,627	0,643	0,723	0,713	0,706	0,671	0,520	0,521	0,558	8,241
Media	1,228	1,283	1,567	1,793	1,519	1,632	2,015	2,101	1,823	1,233	1,163	1,228	18,582

Percentil 1%	0,530	0,624	0,726	0,643	0,664	0,727	0,743	0,733	0,688	0,535	0,547	0,581	8,505
Percentil 5%	0,606	0,672	0,759	0,712	0,729	0,742	0,845	0,846	0,763	0,595	0,625	0,654	9,614
Percentil 10%	0,701	0,762	0,854	0,776	0,786	0,792	0,887	0,944	0,839	0,658	0,651	0,687	10,681
Percentil 25%	0,852	0,915	1,024	0,931	0,902	0,950	1,013	1,117	1,011	0,777	0,741	0,807	11,590
Percentil 50%	1,101	1,080	1,255	1,270	1,460	1,490	1,682	1,515	1,353	1,020	0,965	1,044	18,058
Desviación típica	0,529	0,584	0,853	1,548	0,684	0,799	1,670	1,378	1,692	0,656	0,599	0,607	8,475
Coef. variación	0,431	0,455	0,545	0,863	0,451	0,490	0,829	0,656	0,928	0,532	0,515	0,495	0,456



1808. Acuífero de Alto Jiloca (ubicación dudosa)

1940/2005

(hm³)

Serie completa

	Oct	Nov	Dic	Ene	Feb	Mar	Abr	May	Jun	Jul	Ago	Sep	Total
Máximo	23,635	29,523	24,566	30,401	24,577	25,583	32,070	24,023	29,791	16,742	16,405	18,291	201,202
Mínimo	4,206	4,631	5,201	4,542	3,799	4,184	2,447	1,872	2,161	1,835	2,171	3,085	45,500
Media	9,204	10,363	11,077	10,977	9,612	10,263	7,695	6,165	6,779	5,091	5,346	6,631	99,203

Percentil 1%	4,262	4,656	5,507	4,999	4,269	4,280	2,626	1,914	2,237	1,954	2,295	3,165	46,272
Percentil 5%	4,930	5,395	6,036	5,365	4,877	4,738	2,930	2,374	2,753	2,322	2,777	3,364	54,696
Percentil 10%	5,309	5,813	6,613	6,154	5,316	5,113	3,410	2,779	3,271	2,599	2,969	3,767	58,136
Percentil 25%	6,442	7,271	7,803	7,386	6,382	6,770	4,476	3,382	4,168	3,502	3,805	4,588	71,342
Percentil 50%	8,515	9,245	10,394	9,948	8,737	9,391	5,824	4,537	5,249	4,263	4,489	5,859	92,325
Desviación típica	4,040	4,570	4,102	5,172	4,535	4,813	6,076	4,128	4,235	2,640	2,534	2,963	38,724
Coef. variación	0,439	0,441	0,370	0,471	0,472	0,469	0,790	0,670	0,625	0,518	0,474	0,447	0,390

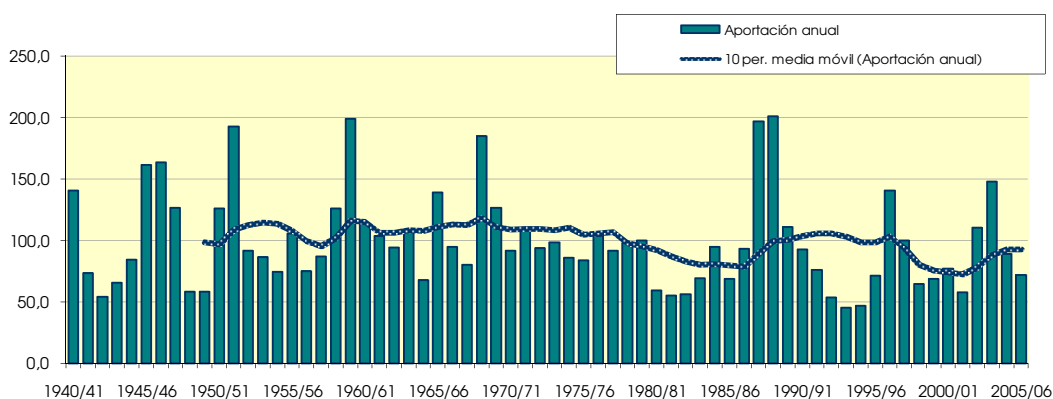
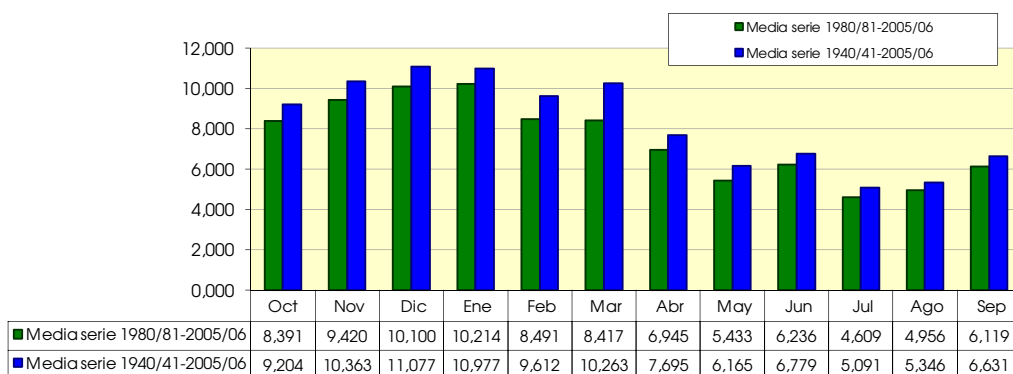
1980/2005

(hm³)

Serie para asignación y reserva

	Oct	Nov	Dic	Ene	Feb	Mar	Abr	May	Jun	Jul	Ago	Sep	Total
Máximo	22,620	23,415	22,278	30,401	19,191	17,370	30,204	18,217	29,791	16,742	16,405	18,291	201,202
Mínimo	4,206	4,669	5,201	4,542	3,799	4,184	2,447	1,872	2,161	1,835	2,171	3,085	45,500
Media	8,391	9,420	10,100	10,214	8,491	8,417	6,945	5,433	6,236	4,609	4,956	6,119	89,331

Percentil 1%	4,346	4,788	5,362	4,718	3,979	4,221	2,516	1,888	2,191	1,881	2,219	3,116	45,797
Percentil 5%	4,799	5,189	5,881	5,270	4,566	4,395	2,773	1,953	2,381	2,061	2,477	3,238	48,473
Percentil 10%	4,962	5,560	6,079	5,619	4,848	4,796	2,936	2,170	2,703	2,251	2,877	3,482	54,625
Percentil 25%	5,620	6,285	6,882	6,313	5,412	5,588	3,697	2,949	3,668	2,956	3,244	3,885	60,719
Percentil 50%	7,260	8,360	8,768	8,407	7,642	7,888	5,291	3,870	4,364	3,620	4,030	5,324	73,907
Desviación típica	3,923	4,275	4,250	5,856	3,748	3,541	6,222	4,029	5,530	3,175	3,040	3,323	41,604
Coef. variación	0,468	0,454	0,421	0,573	0,441	0,421	0,896	0,742	0,887	0,689	0,613	0,543	0,466



1810. Rio Najima

(hm²)	Oct	Nov	Dic	Ene	Feb	Mar	Abr	May	Jun	Jul	Ago	Sep	Total
1940/41	0.719	0.549	0.238	7.826	5.329	4.520	5.776	8.379	2.362	0.195	0.088	0.121	36.102
1941/42	0.001	0.064	0.004	0.098	0.045	0.106	2.045	0.657	0.314	0.002	0.171	0.086	3.592
1942/43	0.105	0.019	0.155	0.153	0.018	0.075	0.890	0.089	0.005	0.130	0.011	0.002	1.651
1943/44	0.029	0.001	0.096	0.001	0.002	0.002	0.027	0.486	0.374	0.001	0.015	0.086	1.120
1944/45	0.012	0.015	0.093	0.001	0.016	0.069	0.013	0.031	0.024	0.002	0.006	0.001	0.281
1945/46	0.000	0.084	1.464	0.021	0.057	0.478	1.904	4.815	0.287	0.004	0.053	0.001	9.168
1946/47	0.001	0.002	0.081	0.021	3.935	3.119	0.901	2.343	0.155	0.041	0.231	0.039	10.869
1947/48	0.016	0.025	0.139	3.891	0.289	0.697	0.493	1.299	0.057	0.003	0.008	0.001	6.918
1948/49	0.001	0.000	0.061	0.010	0.011	0.080	0.043	0.832	0.385	0.036	0.017	1.270	2.746
1949/50	0.008	0.106	0.693	0.005	0.465	0.145	0.065	1.203	0.298	0.002	0.012	0.038	3.040
1950/51	0.010	0.022	0.819	0.527	3.032	1.720	0.727	1.144	1.486	0.081	0.041	0.028	9.637
1951/52	0.064	0.217	0.232	0.233	0.339	0.899	2.358	0.718	0.189	1.320	0.125	0.037	6.732
1952/53	0.028	0.053	0.474	0.007	0.063	0.023	0.640	0.018	3.322	0.004	0.020	0.002	4.653
1953/54	0.389	0.002	0.047	0.046	0.050	1.065	0.009	0.916	1.669	0.004	0.002	0.001	4.199
1954/55	0.001	0.445	0.004	1.472	2.003	0.177	0.950	1.374	0.130	0.081	0.067	0.003	6.708
1955/56	0.237	0.143	2.183	0.610	0.010	5.658	3.424	9.384	0.739	0.008	0.045	0.642	23.081
1956/57	0.001	0.008	0.002	0.001	0.160	0.021	0.243	0.608	0.312	0.001	0.057	0.015	1.430
1957/58	0.033	0.016	0.002	0.893	0.041	0.514	0.215	0.105	0.805	0.032	0.002	0.109	2.765
1958/59	0.004	0.001	2.767	0.007	0.026	1.820	1.524	1.994	0.193	0.100	0.037	1.006	9.478
1959/60	0.107	0.908	4.109	3.588	4.966	8.574	0.316	1.085	0.949	0.014	0.031	0.038	24.687
1960/61	2.738	0.228	5.046	2.183	0.242	0.396	0.579	1.056	0.117	0.104	0.071	1.584	14.343
1961/62	0.118	3.570	2.844	2.461	1.577	4.967	6.085	2.222	0.629	0.003	0.002	0.181	24.659
1962/63	0.016	0.022	0.095	0.390	1.769	0.520	0.740	0.169	1.131	0.069	0.003	0.077	5.001
1963/64	0.002	0.730	0.905	0.003	2.814	1.394	1.222	0.475	1.760	0.028	0.071	0.056	9.459
1964/65	0.021	0.049	0.077	0.239	0.413	1.356	0.310	0.220	0.019	0.001	0.008	0.061	2.775
1965/66	0.142	1.765	1.048	7.466	5.470	0.411	5.708	4.021	0.852	0.059	0.005	0.002	26.947
1966/67	0.109	0.434	0.005	0.095	0.488	0.070	0.238	0.390	0.043	0.008	0.002	0.022	1.901
1967/68	0.001	2.054	0.033	0.003	0.514	3.249	3.297	1.776	0.243	0.003	0.344	0.013	11.527
1968/69	0.001	0.489	1.588	0.478	0.642	4.859	1.434	1.226	1.223	0.007	0.010	0.441	12.398
1969/70	0.042	0.112	0.146	2.422	0.368	0.274	0.034	0.136	0.014	0.001	0.001	0.001	3.551
1970/71	0.000	0.166	0.002	0.268	0.008	0.019	1.371	3.158	0.448	0.020	0.002	0.012	5.473
1971/72	0.001	0.009	0.012	0.023	0.944	0.892	0.007	0.037	0.002	0.001	0.002	1.503	3.432
1972/73	0.359	0.103	0.198	0.121	0.003	0.004	0.033	0.018	0.304	0.056	0.070	0.022	1.288
1973/74	0.009	0.100	0.054	0.061	0.182	0.525	0.757	0.049	0.189	0.004	0.075	0.027	2.031
1974/75	0.001	0.097	0.001	0.001	0.060	0.024	0.884	0.980	0.121	0.002	0.151	0.100	2.421
1975/76	0.001	0.001	0.056	0.001	0.066	0.001	0.239	0.028	0.116	0.099	0.279	0.035	0.921
1976/77	0.143	0.106	0.838	5.993	3.822	1.631	0.174	2.952	3.578	0.022	0.014	0.001	19.272
1977/78	0.149	0.026	0.085	0.356	2.800	0.317	1.037	0.443	0.063	0.002	0.016	0.001	5.294
1978/79	0.001	0.000	0.631	3.909	4.149	3.237	1.188	2.691	0.042	0.073	0.146	0.015	16.084
1979/80	0.437	0.035	0.011	0.012	0.254	0.589	0.226	0.981	0.238	0.003	0.017	0.001	2.804
1980/81	0.002	0.053	0.001	0.001	0.001	0.009	1.226	0.057	0.009	0.001	0.044	0.006	1.409
1981/82	0.000	0.000	1.232	0.013	0.012	0.002	0.001	0.429	0.018	0.041	0.032	0.071	1.851
1982/83	0.002	0.135	0.003	0.001	0.001	0.001	0.094	0.009	0.006	0.021	1.001	0.001	1.275
1983/84	0.001	0.077	0.066	0.033	0.084	0.702	0.008	3.679	0.350	0.004	0.002	0.001	5.007
1984/85	0.013	4.948	0.010	0.131	2.887	0.206	2.120	0.273	0.127	0.003	0.001	0.001	10.719
1985/86	0.001	0.076	0.084	0.101	1.909	0.066	1.332	0.206	0.003	0.001	0.001	0.173	3.953
1986/87	0.084	0.002	0.002	0.251	0.268	0.014	0.105	0.058	0.006	0.298	0.002	0.006	1.095
1987/88	0.302	0.009	0.933	1.471	0.370	0.007	6.883	3.607	11.272	0.012	0.004	0.002	24.871
1988/89	0.064	0.005	0.001	0.000	0.170	0.009	0.667	0.135	0.003	0.009	0.084	0.001	1.147
1989/90	0.001	0.178	1.242	0.303	0.005	0.044	0.068	0.060	0.042	0.001	0.002	0.046	1.990
1990/91	0.052	0.044	0.012	0.002	0.519	1.339	3.999	0.183	0.007	0.004	0.001	0.476	6.638
1991/92	0.154	0.132	0.001	0.000	0.000	0.001	0.001	0.160	0.193	0.008	0.004	0.080	0.734
1992/93	1.432	0.002	0.219	0.002	0.001	0.106	0.043	0.679	0.027	0.002	0.001	0.070	2.584
1993/94	1.380	0.028	0.002	0.193	0.221	0.003	0.001	0.103	0.002	0.009	0.022	0.012	1.976
1994/95	0.718	0.107	0.013	0.001	0.046	0.003	0.002	0.210	0.077	0.001	0.007	0.056	1.241
1995/96	0.000	0.097	4.349	3.333	0.574	1.150	0.113	1.335	0.004	0.053	0.039	0.001	11.050
1996/97	0.000	0.068	1.460	6.719	0.018	0.003	0.945	3.144	0.249	0.799	0.188	0.004	13.598
1997/98	0.017	1.382	1.278	0.101	0.127	0.002	1.215	1.991	0.300	0.003	0.002	0.038	6.457
1998/99	0.011	0.005	0.001	0.035	0.004	0.023	0.168	0.016	0.179	0.197	0.001	0.080	0.720
1999/00	0.636	0.026	0.039	0.034	0.001	0.025	1.042	0.177	0.002	0.001	0.001	0.001	1.984
2000/01	0.037	1.162	1.553	5.500	0.147	4.071	0.010	0.024	0.002	0.042	0.004	0.005	12.557
2001/02	0.120	0.001	0.001	0.015	0.004	0.039	0.032	0.174	0.009	0.001	0.158	0.015	0.568
2002/03	0.328	0.276	0.138	2.502	3.864	0.549	1.235	0.294	0.029	0.001	0.009	0.174	9.399
2003/04	0.813	0.353	0.012	0.241	0.776	2.869	2.089	3.540	0.054	0.003	0.003	0.046	10.799
2004/05	0.451	0.002	0.042	0.001	0.002	0.001	0.042	0.039	0.003	0.001	0.001	0.007	0.591
2005/06	0.066	0.503	0.031	0.004	0.405	0.041	0.008	0.008	0.237	0.205	0.001	0.203	1.711

1810. Río Najima

1940/2005
(hm³)

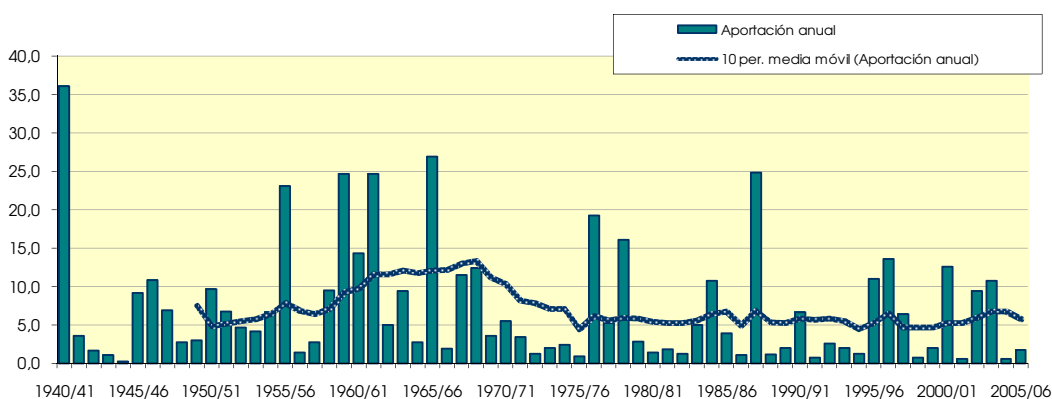
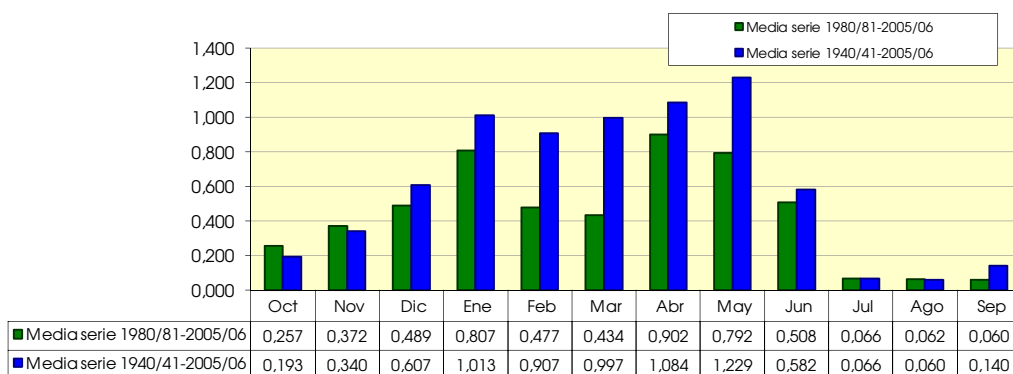
Serie completa

	Oct	Nov	Dic	Ene	Feb	Mar	Abr	May	Jun	Jul	Ago	Sep	Total
Máximo	2,738	4,948	5,046	7,826	5,470	8,574	6,883	9,384	11,272	1,320	1,001	1,584	36,102
Mínimo	0,000	0,000	0,001	0,000	0,000	0,001	0,001	0,008	0,002	0,001	0,001	0,001	0,281
Media	0,193	0,340	0,607	1,013	0,907	0,997	1,084	1,229	0,582	0,066	0,060	0,140	7,218
Percentil 1%	0,000	0,000	0,001	0,000	0,001	0,001	0,001	0,009	0,002	0,001	0,001	0,001	0,468
Percentil 5%	0,000	0,001	0,001	0,001	0,001	0,002	0,003	0,018	0,002	0,001	0,001	0,001	0,724
Percentil 10%	0,001	0,001	0,002	0,001	0,003	0,003	0,009	0,030	0,004	0,001	0,001	0,001	1,107
Percentil 25%	0,001	0,011	0,011	0,006	0,018	0,022	0,048	0,112	0,020	0,002	0,002	0,002	1,864
Percentil 50%	0,024	0,072	0,084	0,100	0,201	0,191	0,610	0,480	0,167	0,007	0,013	0,028	4,076
Desviación típica	0,433	0,816	1,088	1,940	1,478	1,692	1,564	1,810	1,519	0,192	0,137	0,332	7,708
Coef. variación	2,244	2,399	1,793	1,915	1,629	1,698	1,442	1,473	2,610	2,917	2,301	2,369	1,068

1980/2005
(hm³)

Serie para asignación y reserva

	Oct	Nov	Dic	Ene	Feb	Mar	Abr	May	Jun	Jul	Ago	Sep	Total
Máximo	1,432	4,948	4,349	6,719	3,864	4,071	6,883	3,679	11,272	0,799	1,001	0,476	24,871
Mínimo	0,000	0,000	0,001	0,000	0,000	0,001	0,001	0,008	0,002	0,001	0,001	0,001	0,568
Media	0,257	0,372	0,489	0,807	0,477	0,434	0,902	0,792	0,508	0,066	0,062	0,060	5,228
Percentil 1%	0,000	0,001	0,001	0,000	0,000	0,001	0,001	0,008	0,002	0,001	0,001	0,001	0,574
Percentil 5%	0,000	0,001	0,001	0,000	0,001	0,001	0,001	0,011	0,002	0,001	0,001	0,001	0,623
Percentil 10%	0,001	0,002	0,001	0,001	0,001	0,002	0,002	0,020	0,003	0,001	0,001	0,001	0,727
Percentil 25%	0,002	0,006	0,002	0,002	0,004	0,003	0,016	0,058	0,005	0,001	0,001	0,002	1,250
Percentil 50%	0,058	0,072	0,035	0,034	0,106	0,024	0,109	0,180	0,023	0,004	0,003	0,013	1,987
Desviación típica	0,414	0,994	0,957	1,770	0,952	0,977	1,547	1,256	2,198	0,168	0,197	0,103	5,842
Coef. variación	1,609	2,673	1,955	2,192	1,995	2,251	1,715	1,586	4,325	2,534	3,184	1,703	1,117



1811. Arroyo Regajo

(hm ²)	Oct	Nov	Dic	Ene	Feb	Mar	Abr	May	Jun	Jul	Ago	Sep	Total
1940/41	0.092	0.036	0.003	1.163	0.623	0.638	0.919	1.714	0.380	0.012	0.000	0.010	5.590
1941/42	0.000	0.023	0.003	0.029	0.004	0.003	0.154	0.037	0.005	0.000	0.003	0.010	0.271
1942/43	0.033	0.015	0.016	0.021	0.001	0.005	0.118	0.014	0.000	0.069	0.000	0.003	0.294
1943/44	0.023	0.000	0.043	0.000	0.000	0.004	0.007	0.037	0.051	0.000	0.001	0.077	0.244
1944/45	0.012	0.008	0.048	0.001	0.000	0.039	0.001	0.004	0.009	0.002	0.001	0.000	0.125
1945/46	0.000	0.058	0.184	0.006	0.005	0.076	0.569	0.817	0.039	0.000	0.004	0.001	1.758
1946/47	0.001	0.004	0.021	0.011	0.510	0.344	0.022	0.237	0.001	0.009	0.029	0.012	1.201
1947/48	0.015	0.009	0.018	0.257	0.005	0.007	0.012	0.049	0.000	0.000	0.000	0.000	0.373
1948/49	0.001	0.000	0.006	0.001	0.000	0.008	0.004	0.074	0.029	0.005	0.001	0.179	0.308
1949/50	0.002	0.029	0.022	0.001	0.003	0.003	0.001	0.035	0.011	0.000	0.000	0.001	0.110
1950/51	0.004	0.012	0.102	0.061	0.189	0.092	0.049	0.091	0.003	0.006	0.003	0.007	0.619
1951/52	0.048	0.057	0.009	0.020	0.003	0.020	0.102	0.023	0.005	0.216	0.008	0.002	0.512
1952/53	0.007	0.015	0.032	0.001	0.000	0.000	0.045	0.000	0.293	0.000	0.001	0.000	0.394
1953/54	0.028	0.000	0.007	0.003	0.000	0.036	0.000	0.065	0.071	0.000	0.000	0.000	0.210
1954/55	0.001	0.102	0.006	0.238	0.180	0.014	0.125	0.180	0.007	0.004	0.004	0.002	0.866
1955/56	0.035	0.031	0.184	0.037	0.002	0.588	0.356	1.310	0.049	0.000	0.007	0.082	2.680
1956/57	0.000	0.009	0.002	0.001	0.012	0.003	0.019	0.073	0.023	0.000	0.001	0.001	0.144
1957/58	0.010	0.012	0.002	0.111	0.005	0.050	0.008	0.007	0.061	0.001	0.000	0.003	0.269
1958/59	0.005	0.003	0.246	0.003	0.004	0.278	0.081	0.268	0.010	0.010	0.008	0.102	1.018
1959/60	0.013	0.083	0.241	0.112	0.231	0.604	0.000	0.084	0.017	0.001	0.002	0.002	1.388
1960/61	0.509	0.032	0.472	0.238	0.001	0.004	0.075	0.018	0.001	0.007	0.001	0.120	1.477
1961/62	0.024	0.299	0.054	0.097	0.008	0.284	0.429	0.165	0.014	0.000	0.000	0.017	1.392
1962/63	0.005	0.020	0.019	0.069	0.217	0.034	0.057	0.002	0.053	0.003	0.000	0.013	0.492
1963/64	0.002	0.106	0.060	0.000	0.214	0.052	0.072	0.000	0.038	0.003	0.002	0.007	0.556
1964/65	0.004	0.018	0.010	0.047	0.030	0.070	0.007	0.005	0.000	0.000	0.001	0.017	0.209
1965/66	0.065	0.258	0.064	1.236	0.633	0.003	1.095	0.432	0.065	0.005	0.000	0.000	3.857
1966/67	0.055	0.063	0.000	0.006	0.017	0.001	0.014	0.023	0.001	0.000	0.000	0.002	0.183
1967/68	0.001	0.916	0.003	0.000	0.112	0.592	0.604	0.078	0.001	0.000	0.002	0.000	2.309
1968/69	0.000	0.078	0.085	0.036	0.033	0.629	0.214	0.141	0.262	0.000	0.000	0.105	1.585
1969/70	0.016	0.032	0.008	0.296	0.004	0.006	0.000	0.004	0.001	0.000	0.000	0.000	0.365
1970/71	0.001	0.055	0.008	0.063	0.001	0.008	0.309	0.611	0.139	0.004	0.000	0.004	1.203
1971/72	0.001	0.007	0.023	0.015	0.118	0.086	0.000	0.003	0.002	0.000	0.002	0.455	0.712
1972/73	0.049	0.042	0.033	0.006	0.000	0.000	0.009	0.002	0.038	0.006	0.010	0.001	0.196
1973/74	0.003	0.021	0.034	0.019	0.022	0.102	0.091	0.006	0.024	0.001	0.007	0.013	0.341
1974/75	0.000	0.033	0.000	0.000	0.022	0.009	0.124	0.141	0.070	0.000	0.022	0.024	0.445
1975/76	0.000	0.001	0.033	0.000	0.009	0.000	0.039	0.012	0.008	0.009	0.018	0.006	0.134
1976/77	0.056	0.025	0.109	1.178	0.486	0.272	0.007	0.522	0.436	0.012	0.002	0.000	3.105
1977/78	0.048	0.018	0.023	0.092	0.229	0.018	0.149	0.043	0.005	0.000	0.001	0.000	0.625
1978/79	0.000	0.000	0.077	0.379	0.406	0.262	0.070	0.283	0.041	0.006	0.015	0.008	1.549
1979/80	0.070	0.014	0.004	0.004	0.034	0.087	0.016	0.141	0.012	0.000	0.004	0.001	0.386
1980/81	0.004	0.015	0.000	0.000	0.001	0.001	0.122	0.008	0.002	0.000	0.004	0.000	0.156
1981/82	0.000	0.000	0.169	0.003	0.006	0.000	0.001	0.084	0.002	0.007	0.003	0.011	0.287
1982/83	0.002	0.025	0.004	0.000	0.001	0.000	0.016	0.003	0.001	0.001	0.164	0.000	0.216
1983/84	0.000	0.027	0.017	0.011	0.028	0.084	0.003	0.623	0.032	0.000	0.000	0.000	0.824
1984/85	0.012	0.722	0.004	0.007	0.211	0.006	0.076	0.021	0.007	0.000	0.000	0.000	1.066
1985/86	0.000	0.036	0.035	0.031	0.313	0.009	0.219	0.018	0.000	0.000	0.000	0.045	0.706
1986/87	0.037	0.001	0.004	0.048	0.036	0.001	0.009	0.012	0.001	0.047	0.000	0.004	0.203
1987/88	0.087	0.006	0.075	0.165	0.004	0.000	0.910	0.216	1.648	0.000	0.000	0.000	3.111
1988/89	0.017	0.010	0.000	0.000	0.029	0.004	0.088	0.024	0.001	0.002	0.004	0.000	0.178
1989/90	0.000	0.055	0.194	0.030	0.001	0.007	0.014	0.002	0.021	0.000	0.002	0.008	0.335
1990/91	0.018	0.017	0.008	0.001	0.053	0.103	0.474	0.011	0.001	0.001	0.001	0.095	0.783
1991/92	0.042	0.020	0.000	0.000	0.000	0.001	0.001	0.025	0.030	0.000	0.001	0.014	0.134
1992/93	0.308	0.000	0.033	0.000	0.000	0.027	0.035	0.053	0.003	0.000	0.000	0.014	0.473
1993/94	0.211	0.006	0.001	0.026	0.020	0.000	0.000	0.025	0.000	0.000	0.001	0.004	0.292
1994/95	0.123	0.022	0.002	0.000	0.008	0.000	0.001	0.056	0.009	0.001	0.002	0.013	0.237
1995/96	0.000	0.032	0.431	0.562	0.149	0.151	0.015	0.115	0.000	0.006	0.002	0.000	1.465
1996/97	0.000	0.022	0.243	0.848	0.000	0.000	0.133	0.425	0.013	0.059	0.019	0.001	1.762
1997/98	0.008	0.179	0.139	0.009	0.006	0.001	0.090	0.246	0.024	0.000	0.000	0.013	0.714
1998/99	0.008	0.008	0.001	0.007	0.007	0.008	0.050	0.013	0.011	0.053	0.000	0.012	0.178
1999/00	0.132	0.009	0.020	0.015	0.000	0.003	0.167	0.044	0.001	0.000	0.000	0.000	0.392
2000/01	0.009	0.112	0.157	0.496	0.008	0.299	0.000	0.002	0.001	0.005	0.000	0.003	1.091
2001/02	0.029	0.000	0.000	0.006	0.000	0.017	0.011	0.033	0.001	0.000	0.005	0.003	0.105
2002/03	0.019	0.031	0.015	0.221	0.407	0.107	0.087	0.085	0.001	0.000	0.005	0.050	1.027
2003/04	0.092	0.066	0.005	0.054	0.135	0.622	0.208	0.978	0.006	0.001	0.000	0.016	2.185
2004/05	0.107	0.001	0.007	0.000	0.000	0.001	0.004	0.008	0.000	0.000	0.000	0.001	0.129
2005/06	0.027	0.097	0.010	0.009	0.042	0.007	0.000	0.000	0.024	0.002	0.001	0.049	0.267

1811. Arroyo Regajo

1940/2005
(hm³)

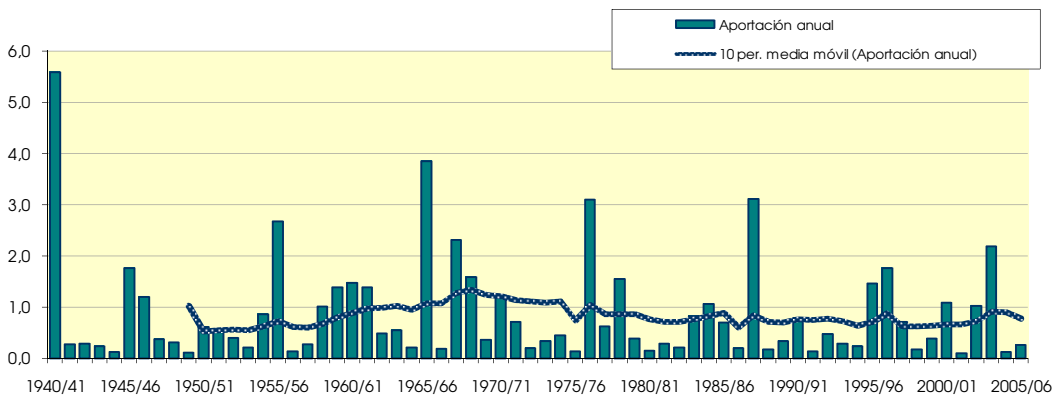
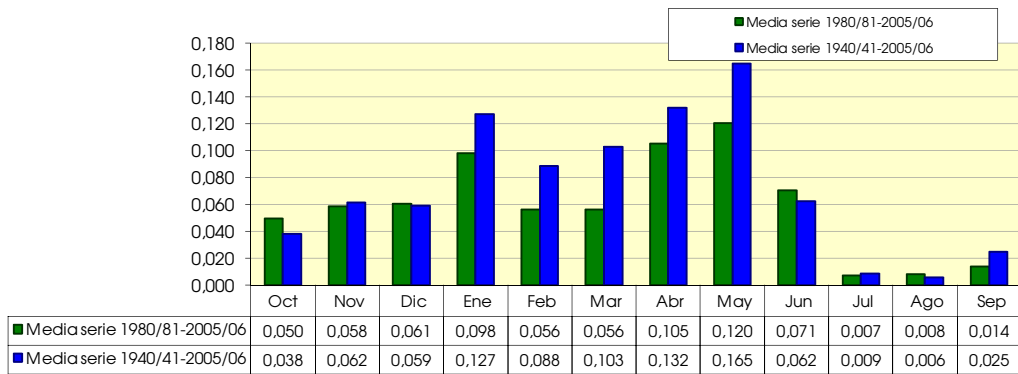
Serie completa

	Oct	Nov	Dic	Ene	Feb	Mar	Abr	May	Jun	Jul	Ago	Sep	Total
Máximo	0,509	0,916	0,472	1,236	0,633	0,638	1,095	1,714	1,648	0,216	0,164	0,455	5,590
Mínimo	0,000	0,000	0,000	0,000	0,000	0,000	0,000	0,000	0,000	0,000	0,000	0,000	0,105
Media	0,038	0,062	0,059	0,127	0,088	0,103	0,132	0,165	0,062	0,009	0,006	0,025	0,876
Percentil 1%	0,000	0,000	0,000	0,000	0,000	0,000	0,000	0,000	0,000	0,000	0,000	0,000	0,108
Percentil 5%	0,000	0,000	0,000	0,000	0,000	0,000	0,000	0,002	0,000	0,000	0,000	0,000	0,130
Percentil 10%	0,000	0,000	0,001	0,000	0,000	0,000	0,000	0,003	0,000	0,000	0,000	0,000	0,150
Percentil 25%	0,001	0,009	0,004	0,001	0,001	0,003	0,007	0,012	0,001	0,000	0,000	0,000	0,238
Percentil 50%	0,011	0,021	0,018	0,015	0,008	0,009	0,047	0,040	0,009	0,001	0,001	0,004	0,459
Desviación típica	0,079	0,146	0,096	0,278	0,156	0,183	0,229	0,314	0,215	0,029	0,021	0,064	1,010
Coef. variación	2,055	2,380	1,636	2,185	1,768	1,775	1,737	1,904	3,450	3,347	3,623	2,566	1,153

1980/2005
(hm³)

Serie para asignación y reserva

	Oct	Nov	Dic	Ene	Feb	Mar	Abr	May	Jun	Jul	Ago	Sep	Total
Máximo	0,308	0,722	0,431	0,848	0,407	0,622	0,910	0,978	1,648	0,059	0,164	0,095	3,111
Mínimo	0,000	0,000	0,000	0,000	0,000	0,000	0,000	0,000	0,000	0,000	0,000	0,000	0,105
Media	0,050	0,058	0,061	0,098	0,056	0,056	0,105	0,120	0,071	0,007	0,008	0,014	0,704
Percentil 1%	0,000	0,000	0,000	0,000	0,000	0,000	0,000	0,000	0,000	0,000	0,000	0,000	0,111
Percentil 5%	0,000	0,000	0,000	0,000	0,000	0,000	0,000	0,002	0,000	0,000	0,000	0,000	0,130
Percentil 10%	0,000	0,000	0,000	0,000	0,000	0,000	0,000	0,002	0,000	0,000	0,000	0,000	0,145
Percentil 25%	0,002	0,006	0,002	0,000	0,001	0,001	0,003	0,012	0,001	0,000	0,000	0,000	0,206
Percentil 50%	0,017	0,021	0,009	0,009	0,008	0,005	0,026	0,025	0,002	0,000	0,001	0,004	0,363
Desviación típica	0,075	0,142	0,104	0,211	0,105	0,134	0,195	0,228	0,322	0,017	0,032	0,022	0,735
Coef. variación	1,515	2,426	1,713	2,153	1,860	2,386	1,855	1,891	4,548	2,391	3,896	1,617	1,043



1812. Río Najima bajo

1940/2005
(hm³)

Serie completa

	Oct	Nov	Dic	Ene	Feb	Mar	Abr	May	Jun	Jul	Ago	Sep	Total
Máximo	5,348	10,774	7,980	20,114	10,655	13,813	16,309	21,649	27,033	3,216	2,188	6,612	74,425
Mínimo	0,001	0,001	0,001	0,001	0,001	0,002	0,004	0,013	0,004	0,002	0,001	0,001	0,839
Media	0,417	0,778	1,027	2,099	1,595	1,928	2,216	2,762	1,129	0,147	0,108	0,360	14,567

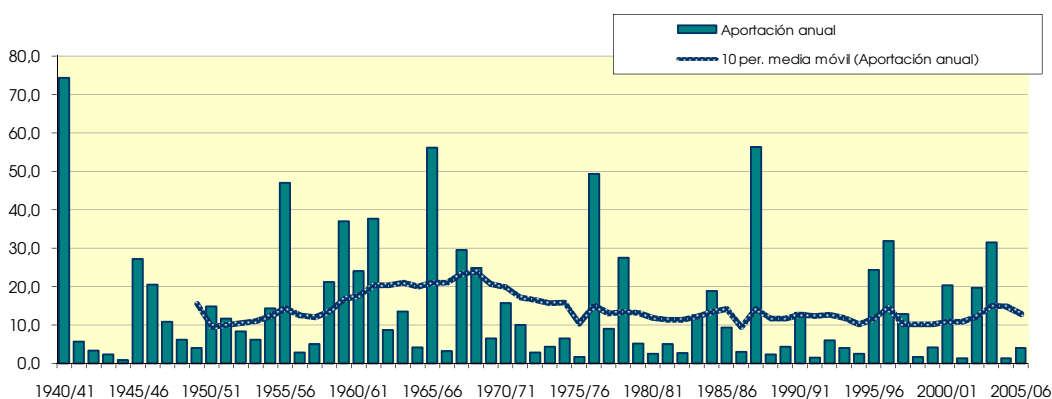
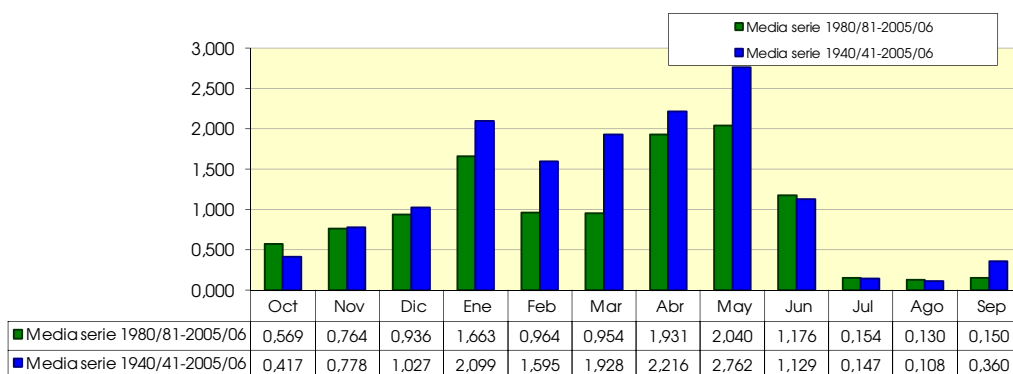
Percentil 1%	0,001	0,001	0,001	0,001	0,002	0,002	0,004	0,018	0,007	0,002	0,002	0,001	1,108
Percentil 5%	0,001	0,002	0,002	0,001	0,003	0,005	0,009	0,031	0,009	0,002	0,002	0,002	1,583
Percentil 10%	0,001	0,005	0,009	0,002	0,004	0,008	0,024	0,061	0,014	0,002	0,003	0,002	2,310
Percentil 25%	0,006	0,046	0,033	0,013	0,055	0,044	0,110	0,203	0,034	0,006	0,005	0,008	3,942
Percentil 50%	0,069	0,178	0,205	0,180	0,316	0,345	1,179	1,046	0,283	0,013	0,023	0,046	8,578
Desviación típica	0,894	1,935	1,770	4,372	2,620	3,220	3,341	4,457	3,507	0,484	0,288	1,018	15,711
Coef. variación	2,144	2,486	1,724	2,082	1,642	1,670	1,508	1,614	3,107	3,288	2,658	2,832	1,078

1980/2005
(hm³)

Serie para asignación y reserva

	Oct	Nov	Dic	Ene	Feb	Mar	Abr	May	Jun	Jul	Ago	Sep	Total
Máximo	3,587	10,774	7,469	14,486	7,877	9,094	16,309	11,727	27,033	2,281	2,188	1,143	56,346
Mínimo	0,001	0,001	0,001	0,001	0,001	0,002	0,004	0,013	0,004	0,002	0,001	0,002	1,253
Media	0,569	0,764	0,936	1,663	0,964	0,954	1,931	2,040	1,176	0,154	0,130	0,150	11,430

Percentil 1%	0,001	0,001	0,001	0,001	0,002	0,002	0,004	0,015	0,005	0,002	0,001	0,002	1,274
Percentil 5%	0,001	0,003	0,001	0,001	0,002	0,004	0,004	0,025	0,008	0,002	0,002	0,002	1,390
Percentil 10%	0,001	0,005	0,002	0,001	0,002	0,006	0,005	0,061	0,009	0,002	0,002	0,002	1,618
Percentil 25%	0,017	0,040	0,012	0,005	0,007	0,009	0,068	0,124	0,016	0,004	0,004	0,005	2,610
Percentil 50%	0,125	0,196	0,102	0,086	0,237	0,057	0,249	0,406	0,035	0,011	0,008	0,033	4,667
Desviación típica	0,922	2,123	1,725	3,638	1,835	2,145	3,523	3,297	5,277	0,455	0,431	0,275	13,106
Coef. variación	1,622	2,780	1,843	2,188	1,904	2,249	1,825	1,616	4,486	2,951	3,322	1,832	1,147



1813. Río Jalón aguas arriba de río Henar

1940/2005
(hm³)

Serie completa

	Oct	Nov	Dic	Ene	Feb	Mar	Abr	May	Jun	Jul	Ago	Sep	Total
Máximo	12,057	25,510	14,183	45,378	28,382	29,243	44,842	43,114	57,338	7,780	7,145	15,458	182,390
Mínimo	0,965	1,386	1,552	1,363	1,313	1,458	1,342	1,309	1,301	1,091	1,058	1,032	16,374
Media	3,561	4,186	4,672	6,895	5,941	6,876	7,666	8,700	5,404	3,370	3,121	3,626	64,017

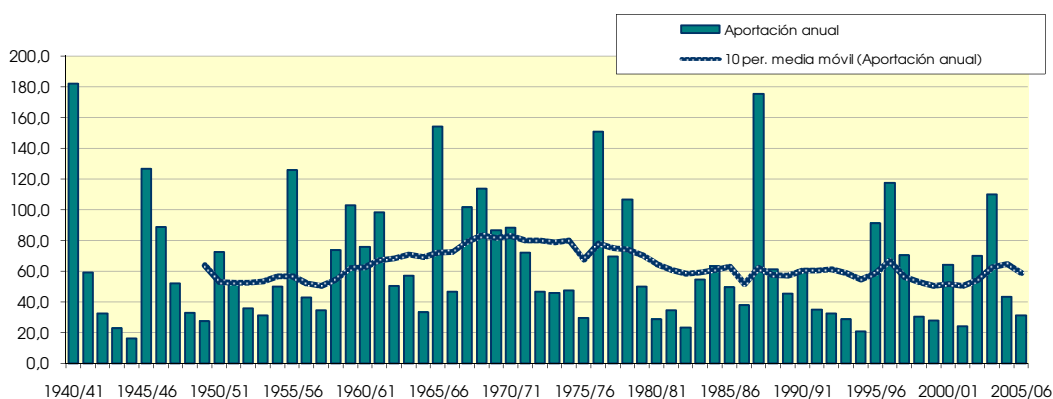
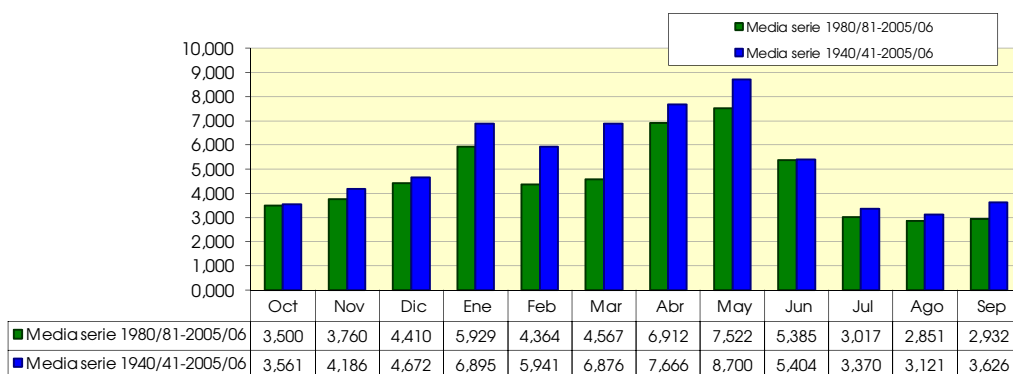
Percentil 1%	1,067	1,415	1,644	1,421	1,450	1,500	1,391	1,552	1,462	1,160	1,223	1,212	19,203
Percentil 5%	1,427	1,675	1,805	1,567	1,572	1,587	1,671	1,942	1,728	1,504	1,527	1,512	23,548
Percentil 10%	1,782	1,768	1,910	1,713	1,792	1,866	1,927	2,345	2,086	1,623	1,644	1,704	28,405
Percentil 25%	2,350	2,382	2,422	2,231	2,379	2,456	3,334	3,142	2,541	2,181	2,061	2,094	33,773
Percentil 50%	3,098	3,198	3,494	3,724	3,663	4,122	5,105	4,914	4,154	2,936	2,695	2,910	51,165
Desviación típica	1,934	3,898	3,164	9,058	5,482	6,777	7,769	9,491	7,115	1,674	1,400	2,397	38,532
Coef. variación	0,543	0,931	0,677	1,314	0,923	0,986	1,014	1,091	1,317	0,497	0,449	0,661	0,602

1980/2005
(hm³)

Serie para asignación y reserva

	Oct	Nov	Dic	Ene	Feb	Mar	Abr	May	Jun	Jul	Ago	Sep	Total
Máximo	7,557	20,310	13,428	33,876	15,150	21,154	44,842	26,561	57,338	7,780	7,145	6,850	175,577
Mínimo	1,122	1,386	1,552	1,453	1,524	1,458	1,418	1,683	1,548	1,198	1,312	1,309	20,726
Media	3,500	3,760	4,410	5,929	4,364	4,567	6,912	7,522	5,385	3,017	2,851	2,932	55,148

Percentil 1%	1,171	1,462	1,602	1,454	1,534	1,474	1,477	1,741	1,559	1,239	1,349	1,335	21,368
Percentil 5%	1,346	1,722	1,773	1,507	1,614	1,532	1,720	1,942	1,618	1,394	1,508	1,435	23,548
Percentil 10%	1,603	1,840	1,840	1,674	1,792	1,625	1,927	2,103	1,750	1,520	1,644	1,536	26,166
Percentil 25%	2,371	2,242	2,213	1,981	1,928	2,134	2,241	2,572	2,401	1,922	1,820	1,916	30,734
Percentil 50%	3,047	2,468	2,924	2,747	3,456	3,072	3,809	3,724	3,002	2,510	2,354	2,541	44,555
Desviación típica	1,848	3,679	3,478	7,819	3,202	4,357	8,815	7,677	10,688	1,700	1,399	1,449	35,629
Coef. variación	0,528	0,979	0,789	1,319	0,734	0,954	1,275	1,021	1,985	0,564	0,491	0,494	0,646



1814. Río Henar

1940/2005

(hm³)

Serie completa

	Oct	Nov	Dic	Ene	Feb	Mar	Abr	May	Jun	Jul	Ago	Sep	Total
Máximo	1,749	4,546	2,673	7,414	5,583	4,876	8,897	5,856	12,370	3,404	2,559	3,838	41,965
Mínimo	0,112	0,148	0,153	0,142	0,135	0,142	0,143	0,129	0,125	0,139	0,153	0,131	1,841
Media	0,587	0,684	0,730	1,044	0,909	1,036	1,218	1,386	0,997	0,682	0,572	0,654	10,498

Percentil 1%	0,140	0,156	0,180	0,169	0,147	0,153	0,143	0,189	0,173	0,168	0,166	0,158	2,492
Percentil 5%	0,169	0,220	0,264	0,233	0,204	0,197	0,199	0,246	0,239	0,228	0,207	0,189	3,852
Percentil 10%	0,219	0,272	0,271	0,249	0,229	0,223	0,240	0,286	0,264	0,251	0,218	0,218	4,105
Percentil 25%	0,311	0,346	0,342	0,307	0,296	0,286	0,371	0,371	0,369	0,331	0,300	0,303	5,306
Percentil 50%	0,470	0,481	0,480	0,543	0,565	0,569	0,677	0,730	0,631	0,507	0,476	0,443	7,522
Desviación típica	0,377	0,779	0,578	1,321	0,975	1,105	1,410	1,473	1,572	0,578	0,402	0,627	7,490
Coef. variación	0,643	1,138	0,792	1,265	1,073	1,067	1,158	1,063	1,577	0,848	0,702	0,959	0,713

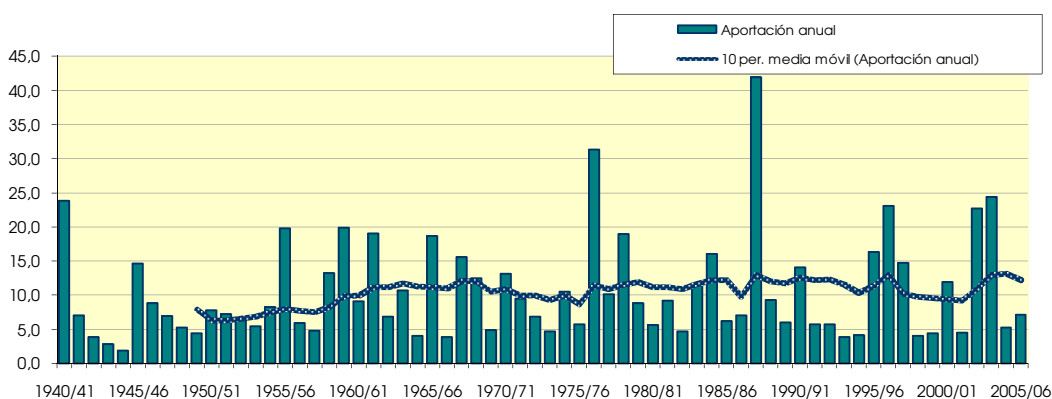
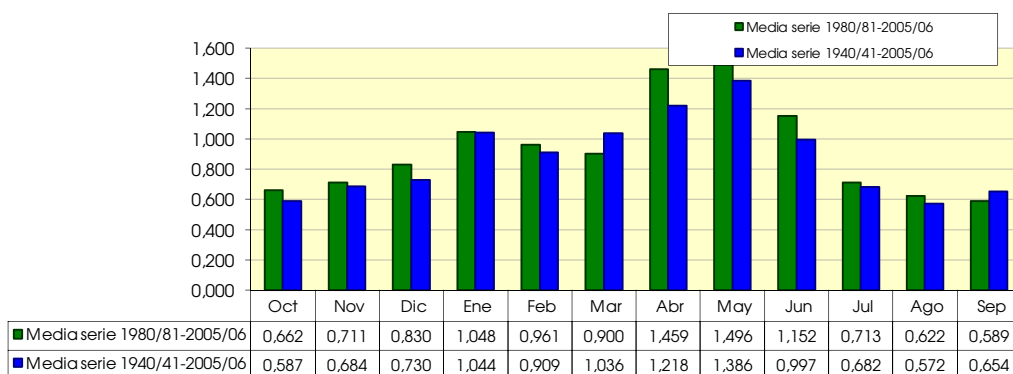
1980/2005

(hm³)

Serie para asignación y reserva

	Oct	Nov	Dic	Ene	Feb	Mar	Abr	May	Jun	Jul	Ago	Sep	Total
Máximo	1,749	4,216	2,673	5,195	5,583	4,190	8,897	5,856	12,370	3,404	2,559	1,929	41,965
Mínimo	0,209	0,216	0,264	0,231	0,204	0,194	0,198	0,237	0,200	0,191	0,191	0,197	3,842
Media	0,662	0,711	0,830	1,048	0,961	0,900	1,459	1,496	1,152	0,713	0,622	0,589	11,144

Percentil 1%	0,221	0,243	0,266	0,233	0,204	0,197	0,199	0,239	0,209	0,200	0,198	0,204	3,889
Percentil 5%	0,259	0,324	0,276	0,242	0,207	0,208	0,213	0,252	0,241	0,234	0,224	0,225	4,064
Percentil 10%	0,273	0,332	0,292	0,251	0,219	0,223	0,240	0,280	0,280	0,255	0,251	0,240	4,267
Percentil 25%	0,349	0,356	0,358	0,307	0,278	0,269	0,358	0,352	0,378	0,320	0,310	0,291	5,355
Percentil 50%	0,420	0,476	0,527	0,459	0,628	0,512	0,729	0,682	0,578	0,470	0,442	0,455	7,056
Desviación típica	0,435	0,785	0,673	1,252	1,098	0,949	1,952	1,601	2,327	0,712	0,516	0,452	8,896
Coef. variación	0,657	1,105	0,810	1,195	1,142	1,055	1,338	1,071	2,019	0,999	0,829	0,767	0,798



1816. Río Piedra aguas arriba de Embalse de Tranquera

1940/2005
(hm³)

Serie completa

	Oct	Nov	Dic	Ene	Feb	Mar	Abr	May	Jun	Jul	Ago	Sep	Total
Máximo	8,927	8,597	8,721	11,154	15,458	12,801	17,462	21,369	13,003	10,996	9,536	16,663	110,179
Mínimo	1,406	1,613	2,046	1,956	1,868	1,935	1,571	1,546	1,664	1,631	1,663	1,528	21,705
Media	4,181	4,070	4,255	4,592	4,365	4,745	4,907	5,367	5,089	4,843	4,667	4,480	55,561

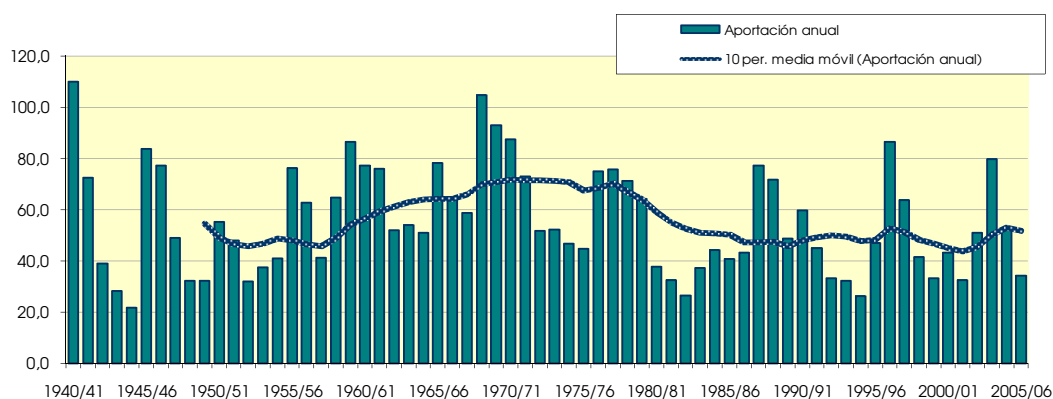
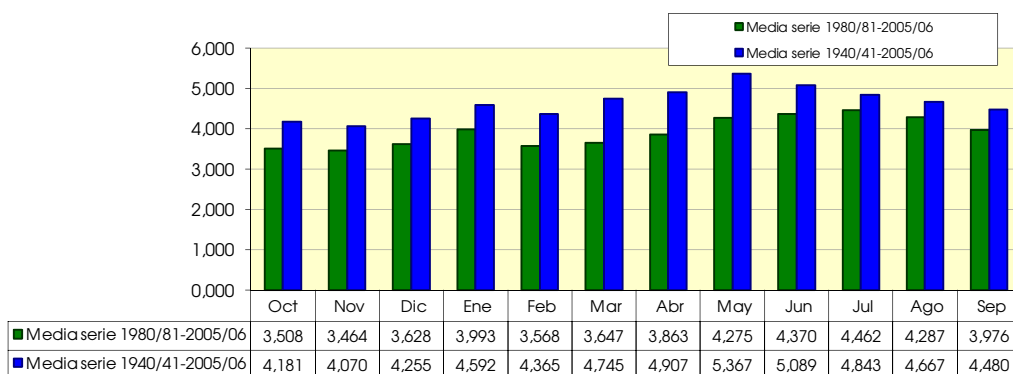
Percentil 1%	1,562	1,823	2,181	2,015	1,869	1,941	1,623	1,705	1,916	1,800	1,852	1,748	24,738
Percentil 5%	2,092	2,118	2,539	2,429	2,103	2,122	1,983	2,045	2,374	2,434	2,382	2,072	29,194
Percentil 10%	2,510	2,411	2,632	2,562	2,283	2,281	2,202	2,302	2,642	2,672	2,586	2,342	32,338
Percentil 25%	2,957	2,899	2,946	2,993	2,749	2,963	3,022	3,054	3,324	3,356	3,328	2,821	39,458
Percentil 50%	3,710	3,792	3,942	3,988	3,876	4,306	4,356	4,370	4,514	4,375	4,087	4,140	51,492
Desviación típica	1,705	1,550	1,602	2,070	2,271	2,265	2,813	3,645	2,397	2,104	1,839	2,425	20,610
Coef. variación	0,408	0,381	0,376	0,451	0,520	0,477	0,573	0,679	0,471	0,434	0,394	0,541	0,371

1980/2005
(hm³)

Serie para asignación y reserva

	Oct	Nov	Dic	Ene	Feb	Mar	Abr	May	Jun	Jul	Ago	Sep	Total
Máximo	7,158	6,825	6,332	11,154	6,551	6,153	8,885	13,003	13,003	10,533	9,348	16,663	86,528
Mínimo	1,647	1,940	2,254	2,046	1,870	1,944	1,651	1,791	2,051	1,891	1,955	1,867	26,371
Media	3,508	3,464	3,628	3,993	3,568	3,647	3,863	4,275	4,370	4,462	4,287	3,976	47,042

Percentil 1%	1,748	2,012	2,271	2,090	1,878	1,979	1,732	1,836	2,128	2,026	2,012	1,884	26,410
Percentil 5%	2,113	2,234	2,376	2,298	1,966	2,122	1,979	2,061	2,432	2,477	2,311	1,957	27,972
Percentil 10%	2,401	2,311	2,620	2,532	2,235	2,241	2,093	2,343	2,676	2,770	2,863	2,177	32,373
Percentil 25%	2,766	2,621	2,850	2,899	2,450	2,554	2,311	2,791	3,023	3,350	3,188	2,559	33,485
Percentil 50%	3,245	3,084	3,074	3,489	3,432	3,582	3,486	3,491	3,471	3,998	3,784	3,063	43,302
Desviación típica	1,205	1,175	1,215	1,891	1,248	1,212	1,890	2,369	2,392	1,915	1,753	2,937	16,714
Coef. variación	0,344	0,339	0,335	0,474	0,350	0,332	0,489	0,554	0,547	0,429	0,409	0,739	0,355



1817. Río Ortiz

1940/2005
(hm³)

Serie completa

	Oct	Nov	Dic	Ene	Feb	Mar	Abr	May	Jun	Jul	Ago	Sep	Total
Máximo	1,338	1,366	0,936	1,271	0,944	0,862	1,336	2,350	2,584	1,050	0,933	1,658	10,010
Mínimo	0,153	0,200	0,221	0,217	0,190	0,189	0,168	0,161	0,171	0,176	0,178	0,166	2,345
Media	0,467	0,445	0,442	0,465	0,409	0,446	0,479	0,587	0,524	0,490	0,478	0,515	5,748

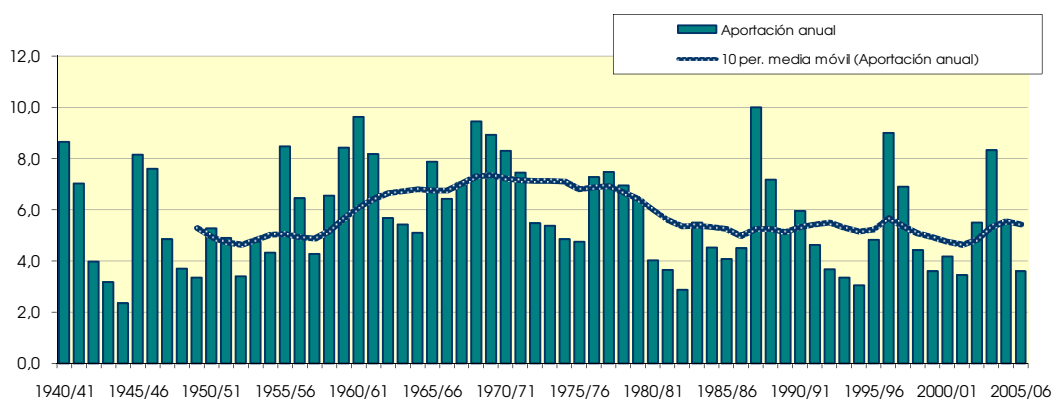
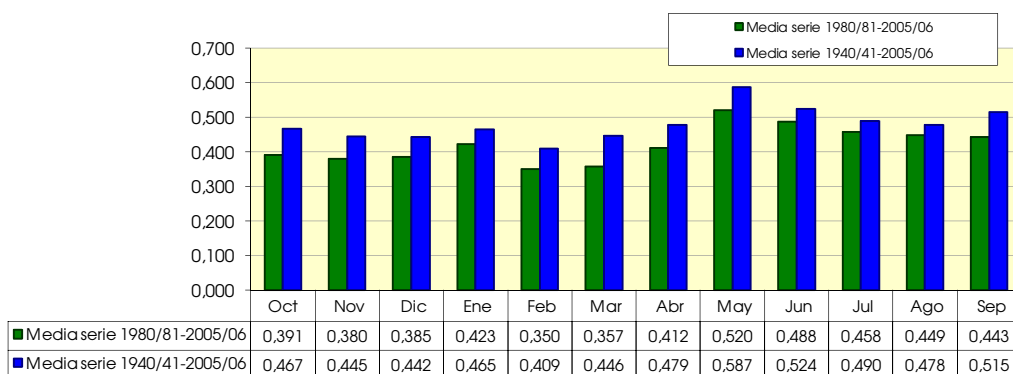
Percentil 1%	0,169	0,203	0,230	0,218	0,196	0,198	0,174	0,185	0,203	0,191	0,208	0,187	2,696
Percentil 5%	0,230	0,239	0,245	0,256	0,223	0,222	0,204	0,209	0,245	0,256	0,256	0,238	3,221
Percentil 10%	0,280	0,262	0,275	0,269	0,237	0,235	0,220	0,261	0,265	0,278	0,272	0,246	3,426
Percentil 25%	0,329	0,297	0,300	0,317	0,282	0,301	0,306	0,331	0,342	0,345	0,347	0,308	4,199
Percentil 50%	0,420	0,396	0,406	0,414	0,369	0,407	0,420	0,477	0,439	0,453	0,452	0,435	5,401
Desviación típica	0,201	0,201	0,175	0,201	0,161	0,179	0,244	0,447	0,326	0,198	0,175	0,304	1,955
Coef. variación	0,430	0,451	0,396	0,432	0,393	0,400	0,511	0,762	0,622	0,404	0,366	0,590	0,340

1980/2005
(hm³)

Serie para asignación y reserva

	Oct	Nov	Dic	Ene	Feb	Mar	Abr	May	Jun	Jul	Ago	Sep	Total
Máximo	0,732	0,699	0,910	1,271	0,639	0,638	1,326	2,350	2,584	1,050	0,933	1,658	10,010
Mínimo	0,178	0,237	0,236	0,217	0,199	0,203	0,178	0,198	0,220	0,199	0,224	0,199	2,886
Media	0,391	0,380	0,385	0,423	0,350	0,357	0,412	0,520	0,488	0,458	0,449	0,443	5,058

Percentil 1%	0,188	0,239	0,238	0,222	0,201	0,208	0,185	0,200	0,225	0,213	0,233	0,201	2,929
Percentil 5%	0,230	0,247	0,245	0,242	0,211	0,222	0,205	0,220	0,244	0,259	0,266	0,216	3,135
Percentil 10%	0,272	0,262	0,254	0,265	0,233	0,229	0,212	0,264	0,260	0,287	0,296	0,240	3,410
Percentil 25%	0,324	0,286	0,289	0,287	0,256	0,261	0,248	0,286	0,307	0,335	0,337	0,281	3,661
Percentil 50%	0,371	0,320	0,318	0,358	0,323	0,350	0,359	0,355	0,355	0,405	0,403	0,340	4,516
Desviación típica	0,120	0,139	0,160	0,223	0,119	0,116	0,255	0,448	0,456	0,190	0,170	0,297	1,859
Coef. variación	0,308	0,364	0,416	0,528	0,341	0,324	0,618	0,860	0,934	0,415	0,378	0,671	0,368



1819. Río Mesa

1940/2005
(hm³)

Serie completa

	Oct	Nov	Dic	Ene	Feb	Mar	Abr	May	Jun	Jul	Ago	Sep	Total
Máximo	8,040	7,860	8,505	16,472	13,817	17,314	11,055	14,240	13,558	7,910	7,161	12,474	93,881
Mínimo	1,050	1,175	1,564	1,463	1,465	1,500	1,189	1,133	1,354	1,218	1,221	1,142	16,567
Media	3,285	3,331	3,785	4,343	4,061	4,531	4,215	4,363	4,046	3,647	3,494	3,366	46,467

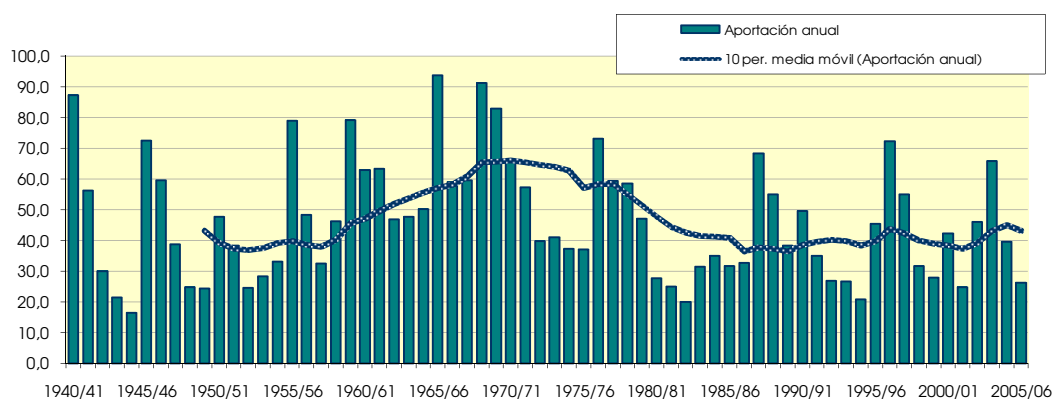
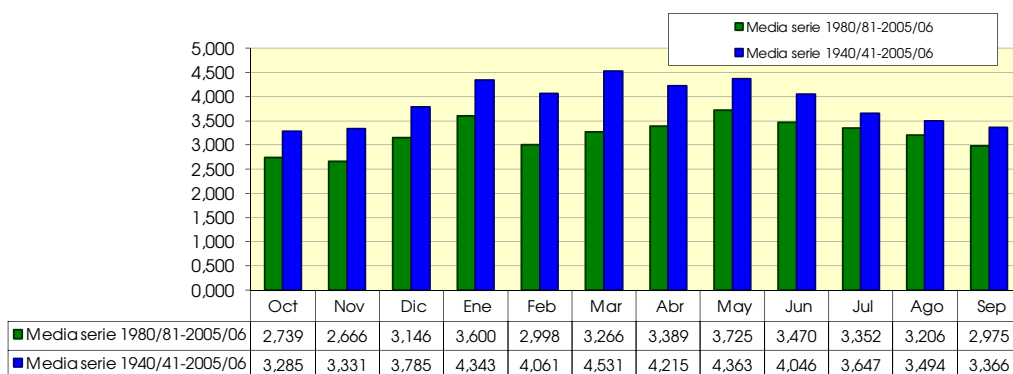
Percentil 1%	1,168	1,356	1,640	1,511	1,515	1,518	1,224	1,362	1,474	1,346	1,376	1,308	18,851
Percentil 5%	1,559	1,640	1,927	1,815	1,633	1,606	1,554	1,553	1,907	1,822	1,782	1,555	22,218
Percentil 10%	1,943	1,837	2,061	1,924	1,748	1,848	1,699	1,860	2,076	2,003	1,933	1,747	24,823
Percentil 25%	2,325	2,226	2,390	2,320	2,287	2,520	2,360	2,593	2,506	2,523	2,484	2,110	31,551
Percentil 50%	2,869	2,909	3,225	3,377	3,401	3,852	3,874	3,573	3,458	3,278	3,061	3,096	43,875
Desviación típica	1,412	1,533	1,757	3,080	2,628	2,872	2,356	2,910	2,158	1,574	1,383	1,845	19,282
Coef. variación	0,430	0,460	0,464	0,709	0,647	0,634	0,559	0,667	0,533	0,432	0,396	0,548	0,415

1980/2005
(hm³)

Serie para asignación y reserva

	Oct	Nov	Dic	Ene	Feb	Mar	Abr	May	Jun	Jul	Ago	Sep	Total
Máximo	5,372	5,106	6,667	11,317	5,218	7,191	8,438	10,687	13,558	7,910	7,008	12,474	72,322
Mínimo	1,231	1,629	1,680	1,537	1,465	1,500	1,243	1,486	1,539	1,416	1,459	1,397	20,081
Media	2,739	2,666	3,146	3,600	2,998	3,266	3,389	3,725	3,470	3,352	3,206	2,975	38,532

Percentil 1%	1,307	1,640	1,706	1,589	1,503	1,515	1,305	1,493	1,620	1,517	1,503	1,409	20,255
Percentil 5%	1,616	1,674	1,851	1,784	1,633	1,606	1,537	1,579	1,902	1,855	1,729	1,466	21,779
Percentil 10%	1,925	1,762	2,120	1,901	1,706	1,790	1,679	1,836	2,046	2,070	2,142	1,631	24,855
Percentil 25%	2,250	2,165	2,287	2,168	1,900	2,087	2,020	2,242	2,329	2,515	2,388	1,897	27,163
Percentil 50%	2,611	2,353	2,658	2,747	2,962	2,945	2,989	2,715	2,719	3,002	2,832	2,304	33,826
Desviación típica	0,896	0,893	1,335	2,267	1,125	1,548	1,921	2,259	2,397	1,449	1,321	2,200	14,753
Coef. variación	0,327	0,335	0,424	0,630	0,375	0,474	0,567	0,606	0,691	0,432	0,412	0,740	0,383



1822. Río Jalón aguas arriba de río Manubles

1940/2005
(hm³)

Serie completa

	Oct	Nov	Dic	Ene	Feb	Mar	Abr	May	Jun	Jul	Ago	Sep	Total
Máximo	32,918	50,482	33,008	79,834	56,133	66,831	77,145	83,194	110,985	33,879	29,761	38,555	433,997
Mínimo	4,099	5,699	6,461	5,768	5,602	5,867	4,906	4,741	5,083	4,733	4,751	4,448	65,183
Media	13,243	13,902	14,990	18,653	16,823	18,882	19,903	21,980	17,491	14,223	13,456	13,896	197,442

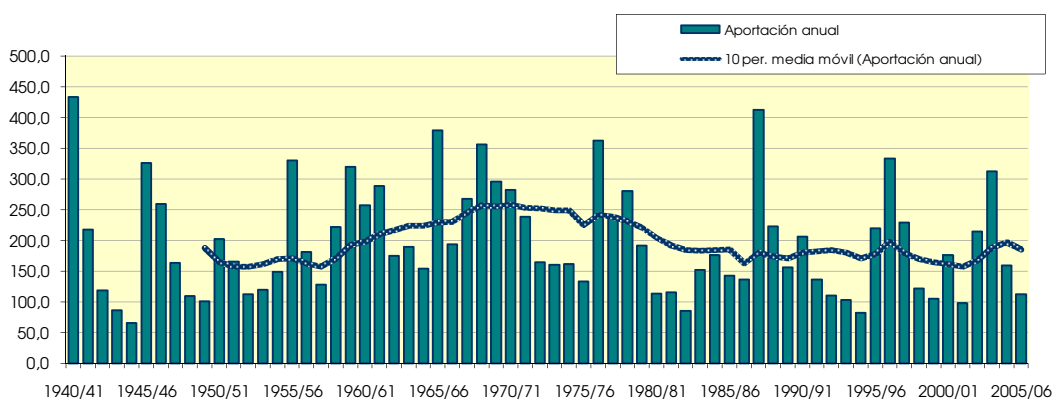
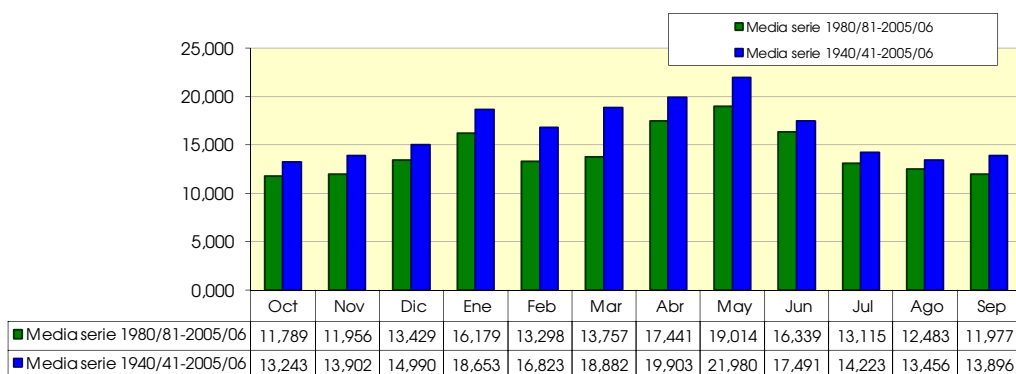
Percentil 1%	4,613	5,813	6,760	6,077	5,959	5,942	5,079	5,655	5,812	5,343	5,722	5,265	76,616
Percentil 5%	6,259	6,503	7,615	6,995	6,445	6,295	6,160	6,982	7,579	6,944	6,901	6,162	89,297
Percentil 10%	7,662	7,466	7,973	7,473	6,671	7,196	6,938	7,883	8,168	7,799	7,853	7,259	104,390
Percentil 25%	9,470	8,936	9,815	9,148	9,037	9,490	11,044	10,597	10,468	9,875	9,622	8,537	123,904
Percentil 50%	11,882	11,559	13,248	13,468	13,793	14,396	15,839	15,251	14,230	12,501	11,956	11,942	176,172
Desviación típica	5,548	7,697	6,633	15,605	10,939	12,976	14,271	18,000	14,056	6,253	5,310	7,254	88,605
Coef. variación	0,419	0,554	0,443	0,837	0,650	0,687	0,717	0,819	0,804	0,440	0,395	0,522	0,449

1980/2005
(hm³)

Serie para asignación y reserva

	Oct	Nov	Dic	Ene	Feb	Mar	Abr	May	Jun	Jul	Ago	Sep	Total
Máximo	23,407	35,561	30,110	66,902	33,406	41,659	77,145	58,348	110,985	33,879	29,761	38,555	412,682
Mínimo	4,890	6,349	6,921	6,244	6,413	5,867	5,172	6,147	6,205	5,672	6,244	5,705	82,773
Media	11,789	11,956	13,429	16,179	13,298	13,757	17,441	19,014	16,339	13,115	12,483	11,977	170,778

Percentil 1%	5,208	6,503	6,944	6,325	6,419	5,948	5,464	6,172	6,363	5,883	6,646	5,788	83,446
Percentil 5%	6,366	7,087	7,252	6,763	6,445	6,295	6,463	6,620	7,004	6,705	7,932	6,044	88,507
Percentil 10%	7,357	7,466	8,002	7,473	6,542	6,880	6,845	7,777	7,711	7,770	8,241	6,558	100,395
Percentil 25%	9,302	8,743	9,139	8,281	7,664	8,238	7,842	9,384	9,117	9,429	9,297	7,600	113,238
Percentil 50%	10,746	9,621	10,399	11,059	12,690	12,116	12,591	11,554	10,863	11,151	10,757	9,764	147,296
Desviación típica	4,329	6,284	6,672	13,657	6,427	8,087	15,436	14,678	19,967	6,385	5,333	7,211	81,343
Coef. variación	0,367	0,526	0,497	0,844	0,483	0,588	0,885	0,772	1,222	0,487	0,427	0,602	0,476



1824. Río Manubles

1940/2005
(hm³)

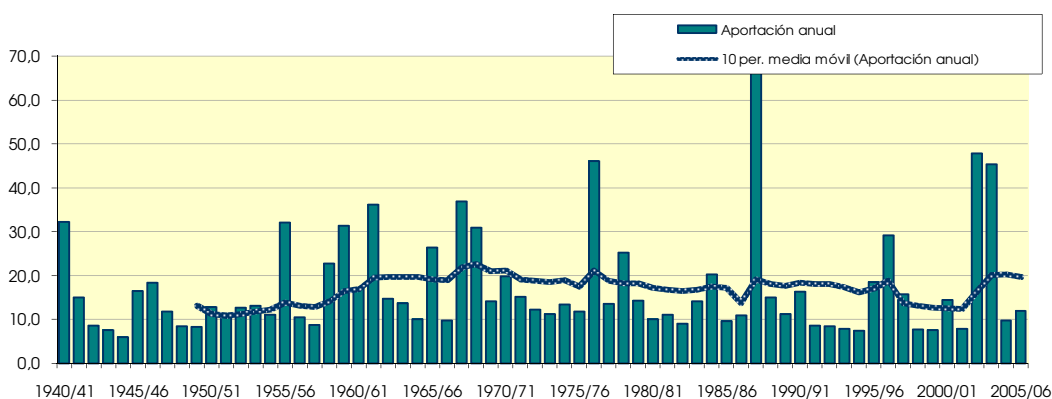
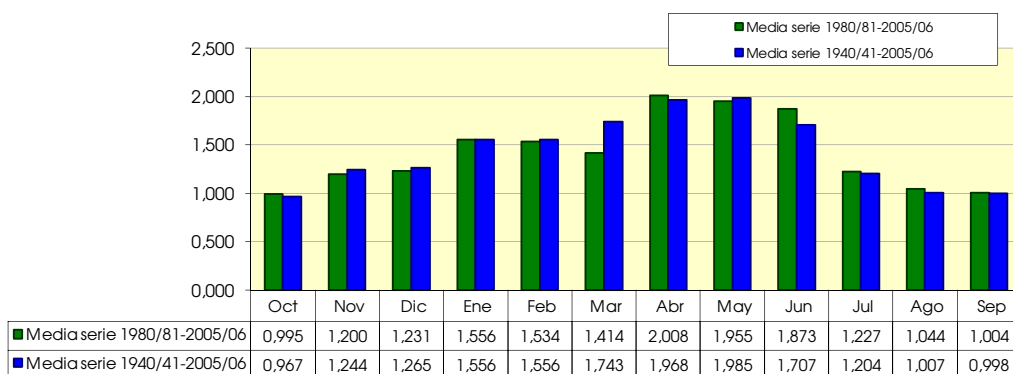
Serie completa

	Oct	Nov	Dic	Ene	Feb	Mar	Abr	May	Jun	Jul	Ago	Sep	Total
Máximo	3,472	8,519	4,905	9,563	10,317	7,965	11,628	10,055	18,359	7,454	4,657	3,052	66,550
Mínimo	0,368	0,407	0,441	0,399	0,376	0,396	0,450	0,442	0,461	0,472	0,466	0,425	6,015
Media	0,967	1,244	1,265	1,556	1,556	1,743	1,968	1,985	1,707	1,204	1,007	0,998	17,200
Percentil 1%	0,408	0,434	0,446	0,425	0,418	0,416	0,458	0,511	0,496	0,506	0,492	0,463	6,944
Percentil 5%	0,497	0,501	0,547	0,518	0,498	0,497	0,501	0,577	0,613	0,574	0,549	0,517	7,600
Percentil 10%	0,550	0,559	0,623	0,581	0,531	0,514	0,536	0,657	0,648	0,602	0,587	0,550	8,116
Percentil 25%	0,629	0,674	0,706	0,658	0,657	0,651	0,751	0,794	0,765	0,685	0,659	0,661	9,897
Percentil 50%	0,823	0,859	0,891	0,931	1,008	1,061	1,264	1,158	1,030	0,899	0,832	0,787	13,236
Desviación típica	0,531	1,455	0,864	1,628	1,578	1,720	2,040	1,981	2,316	0,978	0,597	0,546	11,725
Coef. variación	0,549	1,170	0,683	1,046	1,014	0,986	1,036	0,998	1,357	0,812	0,593	0,547	0,682

1980/2005
(hm³)

Serie para asignación y reserva

	Oct	Nov	Dic	Ene	Feb	Mar	Abr	May	Jun	Jul	Ago	Sep	Total
Máximo	3,472	5,631	2,544	7,763	10,317	7,424	11,628	8,800	18,359	7,454	4,657	3,052	66,550
Mínimo	0,469	0,453	0,441	0,399	0,376	0,396	0,463	0,548	0,516	0,525	0,506	0,504	7,443
Media	0,995	1,200	1,231	1,556	1,534	1,414	2,008	1,955	1,873	1,227	1,044	1,004	17,042
Percentil 1%	0,478	0,461	0,459	0,423	0,393	0,404	0,473	0,553	0,524	0,530	0,517	0,508	7,469
Percentil 5%	0,512	0,503	0,525	0,497	0,456	0,445	0,502	0,569	0,564	0,553	0,550	0,523	7,600
Percentil 10%	0,558	0,568	0,569	0,535	0,509	0,500	0,528	0,579	0,626	0,574	0,575	0,543	7,808
Percentil 25%	0,620	0,674	0,657	0,598	0,540	0,546	0,658	0,779	0,708	0,662	0,645	0,607	8,704
Percentil 50%	0,797	0,853	0,792	0,762	0,985	0,882	0,919	0,952	0,986	0,812	0,756	0,728	11,221
Desviación típica	0,629	1,184	0,738	1,719	1,960	1,628	2,679	2,244	3,475	1,383	0,837	0,656	14,596
Coef. variación	0,632	0,987	0,600	1,104	1,278	1,151	1,334	1,148	1,855	1,127	0,802	0,654	0,856



1826. Río Pancrudo aguas arriba de Embalse de Lechago

(hm ²)	Oct	Nov	Dic	Ene	Feb	Mar	Abr	May	Jun	Jul	Ago	Sep	Total
1940/41	0.900	0.546	0.452	2.198	0.874	1.948	3.633	3.340	1.539	1.358	1.020	1.117	18.925
1941/42	0.620	0.759	0.567	0.894	0.946	1.791	4.529	1.401	1.621	0.710	1.023	1.111	15.971
1942/43	1.031	0.705	0.608	0.551	0.465	0.906	0.915	1.141	0.663	2.129	0.709	1.255	11.078
1943/44	0.760	0.591	1.761	0.667	0.586	0.788	0.941	6.340	2.467	0.988	0.831	1.389	18.109
1944/45	1.351	1.448	1.119	0.660	0.771	1.210	0.701	0.926	1.191	0.703	0.591	0.454	11.124
1945/46	0.429	1.722	1.885	0.897	0.813	4.660	11.663	22.526	4.026	2.152	1.688	1.536	53.998
1946/47	1.348	1.379	2.047	3.387	6.895	4.049	1.743	5.617	1.733	2.742	1.610	1.434	33.984
1947/48	1.888	1.032	0.764	2.185	0.869	0.887	1.290	1.256	0.723	0.726	0.480	0.826	12.927
1948/49	0.488	0.438	0.403	0.388	0.366	0.569	0.376	1.614	0.670	0.626	0.449	1.243	7.630
1949/50	0.721	0.854	0.673	0.478	0.385	0.472	1.170	1.824	0.657	0.491	0.423	0.389	8.537
1950/51	0.438	0.465	5.611	3.693	2.086	3.710	6.529	4.270	2.910	1.316	1.181	2.482	34.693
1951/52	2.845	1.634	1.297	1.775	1.488	1.586	2.025	2.006	1.061	3.049	0.999	0.837	20.603
1952/53	0.676	0.777	0.953	0.684	0.506	0.536	1.540	0.561	1.923	0.623	0.546	0.538	9.863
1953/54	0.928	0.534	1.132	0.477	0.563	4.249	1.255	5.316	2.186	0.963	0.688	0.582	18.871
1954/55	0.504	0.677	0.495	1.782	0.796	0.739	0.817	1.029	1.114	0.608	1.127	1.345	11.032
1955/56	0.719	0.665	1.617	0.833	0.450	2.502	2.119	5.493	2.160	0.884	0.857	0.793	19.092
1956/57	0.957	1.004	0.594	0.462	0.508	0.627	1.168	3.304	5.555	0.998	0.787	0.871	16.836
1957/58	2.334	1.997	0.745	1.373	0.636	2.678	0.927	1.292	0.687	0.543	0.501	0.655	14.370
1958/59	0.461	1.123	3.533	1.046	1.357	6.370	2.827	9.302	2.520	1.938	1.339	3.212	35.027
1959/60	2.431	3.120	2.332	2.714	2.064	3.561	1.432	2.099	1.617	2.101	0.824	0.930	25.225
1960/61	4.639	1.473	3.675	2.532	0.996	0.886	1.131	1.152	0.696	0.633	0.929	0.727	19.470
1961/62	0.986	3.921	0.950	1.170	0.990	1.147	1.748	2.505	1.579	0.688	0.616	1.568	17.867
1962/63	2.642	1.381	0.863	1.483	1.685	2.338	2.574	1.142	1.330	1.061	0.565	3.605	20.670
1963/64	0.814	3.089	1.759	0.935	1.868	2.507	1.327	2.056	3.177	1.151	0.730	0.676	20.090
1964/65	0.722	0.673	1.390	0.951	0.746	1.268	0.735	0.754	0.607	0.504	0.421	0.435	9.206
1965/66	2.356	1.113	1.040	3.605	1.648	0.917	1.549	2.859	1.248	0.847	0.725	0.684	18.590
1966/67	3.790	1.202	0.762	1.322	0.709	0.839	0.723	0.696	0.479	0.634	0.450	0.431	12.037
1967/68	0.444	1.967	0.900	0.561	0.725	4.456	1.259	1.902	0.828	0.672	0.603	0.536	14.853
1968/69	0.471	6.902	1.938	2.327	1.502	5.215	11.450	5.079	2.738	2.048	1.537	2.583	43.791
1969/70	2.365	1.387	1.647	3.070	1.374	2.443	1.034	1.168	1.594	1.206	0.705	0.621	18.615
1970/71	0.721	0.544	0.682	0.729	0.489	0.633	3.020	5.709	2.531	1.907	1.558	0.985	19.508
1971/72	0.848	1.452	3.860	2.097	1.422	2.108	1.149	1.699	2.042	1.189	0.946	3.254	22.067
1972/73	1.427	1.172	0.827	0.740	0.652	0.590	0.612	0.841	3.695	1.071	1.081	0.948	13.656
1973/74	0.740	0.637	0.791	0.540	0.601	3.263	3.011	1.769	1.148	0.885	1.213	0.817	15.416
1974/75	1.025	0.833	0.549	0.476	0.447	1.030	1.482	3.013	5.668	1.207	2.505	2.538	20.772
1975/76	0.857	0.752	1.051	0.697	0.937	0.759	1.685	1.597	0.692	0.606	0.995	0.565	11.193
1976/77	0.939	0.598	1.462	6.239	1.389	2.577	1.237	9.125	5.079	1.853	1.229	1.049	32.776
1977/78	0.876	0.804	0.796	0.804	0.734	1.204	1.746	3.296	2.485	0.849	0.739	0.730	15.062
1978/79	0.551	0.479	0.667	1.427	1.045	1.524	1.867	2.616	1.539	1.006	0.673	1.124	14.516
1979/80	5.545	2.352	0.726	0.821	1.473	1.065	0.738	3.306	1.075	0.815	0.651	0.602	19.169
1980/81	0.566	0.797	0.828	0.461	0.396	0.395	2.930	0.970	1.141	0.426	0.645	0.644	10.201
1981/82	0.386	0.342	0.582	0.391	0.784	0.501	0.601	1.353	0.770	0.541	0.593	0.478	7.321
1982/83	1.704	0.832	0.644	0.496	0.450	0.474	0.458	0.534	0.813	0.457	0.666	0.461	7.989
1983/84	0.395	0.690	0.437	0.400	0.456	0.639	0.591	6.002	1.379	0.878	0.748	0.716	13.332
1984/85	0.575	3.368	1.123	0.868	1.262	0.938	0.801	1.804	0.948	0.931	0.592	0.546	13.758
1985/86	0.503	0.493	0.512	0.519	0.705	0.770	2.447	2.196	0.990	0.667	0.610	2.616	13.028
1986/87	1.658	0.914	0.782	2.789	1.799	1.085	0.886	1.163	0.826	1.301	0.736	0.664	14.604
1987/88	1.202	1.222	1.859	2.677	1.154	0.868	6.231	5.534	8.139	2.990	2.117	1.716	35.710
1988/89	1.564	1.647	1.169	1.028	0.943	1.623	1.617	2.391	1.448	1.205	1.754	1.017	17.405
1989/90	0.780	1.276	1.151	0.978	0.658	0.580	0.684	0.882	1.869	0.543	1.251	1.030	11.683
1990/91	2.161	1.612	1.851	1.533	3.566	4.059	6.539	3.807	1.215	1.432	0.791	2.251	30.819
1991/92	1.022	0.908	0.821	0.638	0.570	0.631	0.541	1.874	1.602	0.791	0.720	0.748	10.866
1992/93	4.143	0.647	0.823	0.466	0.512	0.488	0.568	0.874	0.650	0.405	0.375	0.716	10.668
1993/94	0.986	0.509	0.427	0.352	0.462	0.340	0.495	0.610	0.343	0.332	0.359	0.626	5.840
1994/95	1.271	0.639	0.461	0.427	0.366	0.340	0.467	0.966	0.817	0.398	0.742	0.388	7.282
1995/96	0.322	0.457	1.142	1.444	1.440	0.775	0.863	2.207	0.760	0.768	1.483	0.658	12.317
1996/97	0.504	1.295	3.428	5.176	1.555	1.103	1.170	2.458	2.903	1.354	2.525	1.038	24.511
1997/98	0.794	0.849	1.992	0.763	0.685	0.582	1.233	2.435	1.817	0.608	0.722	0.578	13.058
1998/99	0.632	0.469	0.454	0.369	0.408	1.193	0.988	0.815	1.585	1.916	0.676	1.620	11.124
1999/00	0.776	0.661	0.497	0.434	0.385	0.589	1.140	2.005	1.615	0.698	0.518	0.526	9.845
2000/01	2.493	0.931	0.751	1.107	0.613	0.868	0.530	0.839	0.468	0.453	0.512	0.647	10.211
2001/02	0.443	0.364	0.326	0.307	0.282	0.354	0.662	1.474	1.828	0.837	2.491	1.611	10.979
2002/03	1.347	0.780	1.240	1.072	2.039	3.734	3.653	16.414	2.758	1.427	1.652	1.488	37.604
2003/04	2.786	1.237	0.821	0.847	1.231	3.144	7.417	14.777	3.633	2.600	1.269	1.023	40.784
2004/05	1.131	0.821	0.805	0.633	0.568	0.529	0.594	0.789	0.849	0.515	0.467	1.510	9.213
2005/06	0.900	1.217	1.146	0.830	1.153	0.863	0.722	0.545	3.563	1.830	0.685	1.820	15.273

1826. Río Pancrudo aguas arriba de Embalse de Lechago

1940/2005
(hm³)

Serie completa

	Oct	Nov	Dic	Ene	Feb	Mar	Abr	May	Jun	Jul	Ago	Sep	Total
Máximo	5,545	6,902	5,611	6,239	6,895	6,370	11,663	22,526	8,139	3,049	2,525	3,605	53,998
Mínimo	0,322	0,342	0,326	0,307	0,282	0,340	0,376	0,534	0,343	0,332	0,359	0,388	5,840
Media	1,297	1,200	1,227	1,313	1,050	1,637	2,008	3,162	1,848	1,103	0,943	1,131	17,919

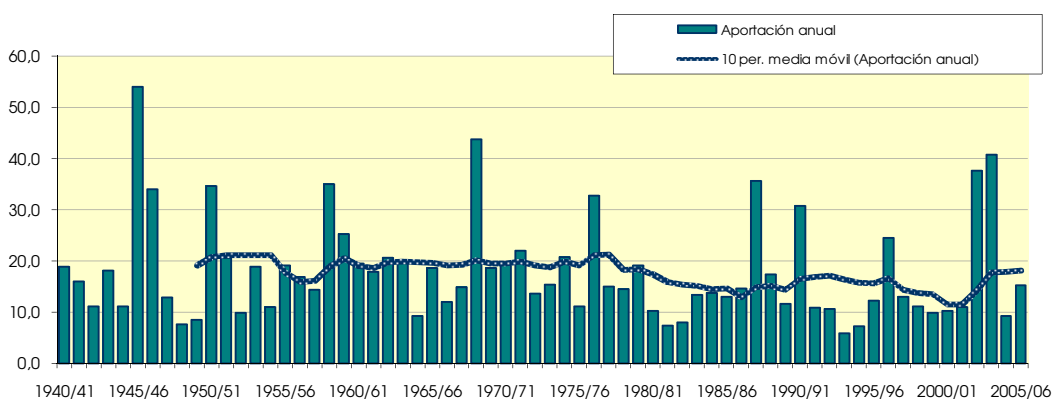
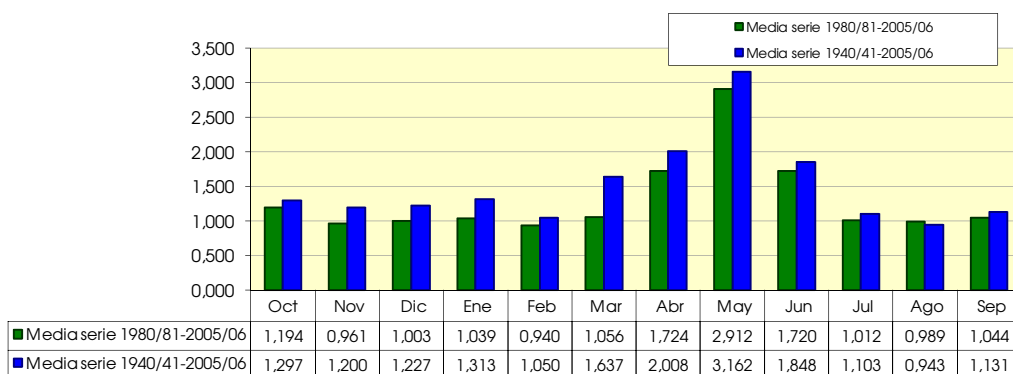
Percentil 1%	0,364	0,356	0,376	0,336	0,337	0,340	0,429	0,541	0,424	0,375	0,369	0,389	6,777
Percentil 5%	0,431	0,459	0,441	0,389	0,385	0,414	0,503	0,631	0,617	0,433	0,430	0,440	7,719
Percentil 10%	0,452	0,486	0,478	0,430	0,427	0,495	0,580	0,802	0,666	0,498	0,474	0,502	9,209
Percentil 25%	0,623	0,650	0,668	0,543	0,525	0,632	0,735	1,142	0,827	0,628	0,605	0,631	11,089
Percentil 50%	0,900	0,852	0,846	0,858	0,777	0,984	1,201	1,888	1,539	0,881	0,737	0,854	14,957
Desviación típica	1,071	1,018	0,962	1,169	0,932	1,404	2,295	3,848	1,431	0,660	0,516	0,744	9,862
Coef. variación	0,825	0,848	0,784	0,890	0,888	0,857	1,143	1,217	0,774	0,598	0,547	0,658	0,550

1980/2005
(hm³)

Serie para asignación y reserva

	Oct	Nov	Dic	Ene	Feb	Mar	Abr	May	Jun	Jul	Ago	Sep	Total
Máximo	4,143	3,368	3,428	5,176	3,566	4,059	7,417	16,414	8,139	2,990	2,525	2,616	40,784
Mínimo	0,322	0,342	0,326	0,307	0,282	0,340	0,458	0,534	0,343	0,332	0,359	0,388	5,840
Media	1,194	0,961	1,003	1,039	0,940	1,056	1,724	2,912	1,720	1,012	0,989	1,044	15,593

Percentil 1%	0,338	0,348	0,351	0,318	0,303	0,340	0,460	0,537	0,374	0,349	0,363	0,407	6,200
Percentil 5%	0,388	0,387	0,429	0,356	0,371	0,344	0,474	0,561	0,513	0,400	0,398	0,465	7,292
Percentil 10%	0,419	0,463	0,445	0,380	0,391	0,374	0,512	0,699	0,705	0,416	0,490	0,502	7,655
Percentil 25%	0,568	0,641	0,530	0,441	0,458	0,508	0,592	0,876	0,819	0,521	0,597	0,631	10,204
Percentil 50%	0,943	0,827	0,821	0,701	0,672	0,704	0,832	1,639	1,297	0,779	0,721	0,732	12,000
Desviación típica	0,891	0,608	0,671	1,059	0,718	1,008	2,012	3,991	1,579	0,690	0,634	0,599	9,792
Coef. variación	0,746	0,633	0,669	1,020	0,764	0,954	1,167	1,371	0,918	0,682	0,641	0,574	0,628



1827. Río Blanco

(hm ²)	Oct	Nov	Dic	Ene	Feb	Mar	Abr	May	Jun	Jul	Ago	Sep	Total
1940/41	0.187	0.181	0.171	0.344	0.402	0.441	0.554	0.725	0.562	0.535	0.493	0.454	5.050
1941/42	0.418	0.385	0.355	0.328	0.305	0.291	0.314	0.316	0.295	0.274	0.256	0.241	3.777
1942/43	0.226	0.212	0.199	0.190	0.179	0.169	0.164	0.156	0.147	0.142	0.139	0.135	2.058
1943/44	0.132	0.127	0.124	0.120	0.112	0.106	0.103	0.112	0.125	0.124	0.119	0.118	1.422
1944/45	0.113	0.107	0.102	0.098	0.094	0.092	0.090	0.087	0.086	0.085	0.082	0.078	1.114
1945/46	0.073	0.076	0.487	0.147	0.142	0.462	0.886	0.886	0.548	0.507	0.467	0.430	5.112
1946/47	0.394	0.362	0.334	0.309	0.457	0.541	0.344	0.341	0.331	0.306	0.285	0.268	4.272
1947/48	0.251	0.233	0.220	0.368	0.249	0.232	0.216	0.205	0.195	0.183	0.172	0.162	2.686
1948/49	0.152	0.143	0.135	0.128	0.122	0.119	0.116	0.119	0.126	0.126	0.122	0.203	1.612
1949/50	0.180	0.169	0.160	0.152	0.144	0.137	0.130	0.130	0.133	0.128	0.121	0.114	1.698
1950/51	0.106	0.100	0.166	0.170	0.526	0.549	0.447	0.355	0.336	0.310	0.285	0.266	3.616
1951/52	0.261	0.268	0.239	0.227	0.226	0.234	0.227	0.216	0.204	0.209	0.193	0.179	2.683
1952/53	0.166	0.156	0.156	0.144	0.137	0.131	0.141	0.132	0.164	0.146	0.138	0.130	1.742
1953/54	0.127	0.124	0.117	0.111	0.110	0.145	0.127	0.170	0.184	0.174	0.162	0.151	1.701
1954/55	0.141	0.134	0.127	0.185	0.439	0.199	0.193	0.200	0.186	0.177	0.167	0.158	2.307
1955/56	0.151	0.150	0.249	0.206	0.182	0.944	0.353	0.732	0.410	0.380	0.355	0.338	4.451
1956/57	0.317	0.294	0.272	0.251	0.239	0.222	0.213	0.225	0.238	0.233	0.219	0.204	2.926
1957/58	0.195	0.187	0.179	0.191	0.174	0.195	0.180	0.171	0.164	0.156	0.147	0.139	2.079
1958/59	0.131	0.125	0.293	0.173	0.166	0.481	0.246	0.326	0.324	0.302	0.280	0.280	3.126
1959/60	0.277	0.268	0.296	0.370	0.566	0.685	0.422	0.428	0.392	0.367	0.338	0.311	4.720
1960/61	0.410	0.337	0.381	0.327	0.300	0.280	0.266	0.254	0.236	0.223	0.210	0.233	3.456
1961/62	0.233	0.272	0.255	0.356	0.330	0.343	0.403	0.340	0.330	0.306	0.284	0.268	3.719
1962/63	0.252	0.235	0.220	0.223	0.319	0.237	0.276	0.239	0.228	0.215	0.202	0.199	2.846
1963/64	0.194	0.242	0.220	0.194	0.387	0.287	0.269	0.240	0.272	0.258	0.240	0.222	3.025
1964/65	0.207	0.194	0.183	0.178	0.173	0.207	0.187	0.179	0.170	0.160	0.149	0.141	2.127
1965/66	0.156	0.203	0.206	0.790	0.932	0.413	0.531	0.438	0.421	0.391	0.360	0.332	5.173
1966/67	0.341	0.330	0.299	0.287	0.285	0.271	0.262	0.250	0.236	0.221	0.206	0.191	3.180
1967/68	0.179	0.273	0.234	0.220	0.263	0.444	0.373	0.339	0.325	0.301	0.279	0.259	3.490
1968/69	0.239	0.233	0.267	0.267	0.371	0.805	0.562	0.617	0.592	0.553	0.508	0.496	5.512
1969/70	0.473	0.472	0.442	0.823	0.494	0.477	0.451	0.421	0.393	0.366	0.339	0.313	5.464
1970/71	0.288	0.271	0.250	0.251	0.226	0.225	0.403	0.764	0.521	0.458	0.426	0.395	4.477
1971/72	0.362	0.333	0.321	0.318	0.471	0.404	0.349	0.325	0.303	0.281	0.260	0.275	4.002
1972/73	0.282	0.289	0.300	0.305	0.246	0.228	0.219	0.206	0.219	0.217	0.204	0.191	2.906
1973/74	0.177	0.165	0.160	0.158	0.181	0.296	0.406	0.262	0.250	0.234	0.218	0.203	2.710
1974/75	0.189	0.184	0.171	0.159	0.150	0.146	0.179	0.236	0.246	0.241	0.227	0.217	2.345
1975/76	0.203	0.188	0.177	0.166	0.159	0.152	0.160	0.165	0.160	0.155	0.152	0.144	1.981
1976/77	0.145	0.144	0.350	0.924	0.675	0.555	0.438	0.487	0.517	0.460	0.429	0.395	5.518
1977/78	0.370	0.339	0.326	0.309	0.463	0.336	0.400	0.365	0.357	0.333	0.308	0.284	4.191
1978/79	0.262	0.241	0.278	0.379	0.619	0.472	0.487	0.459	0.423	0.395	0.363	0.335	4.714
1979/80	0.335	0.310	0.287	0.266	0.257	0.259	0.241	0.244	0.234	0.218	0.205	0.194	3.050
1980/81	0.181	0.171	0.161	0.150	0.141	0.134	0.146	0.148	0.140	0.131	0.123	0.117	1.742
1981/82	0.110	0.103	0.164	0.121	0.129	0.120	0.114	0.198	0.171	0.161	0.152	0.142	1.687
1982/83	0.134	0.144	0.130	0.122	0.115	0.109	0.137	0.115	0.109	0.106	0.109	0.107	1.438
1983/84	0.100	0.094	0.096	0.093	0.096	0.158	0.117	0.445	0.261	0.242	0.222	0.203	2.128
1984/85	0.187	0.252	0.221	0.216	0.239	0.223	0.242	0.243	0.240	0.223	0.209	0.196	2.690
1985/86	0.181	0.167	0.166	0.156	0.284	0.188	0.310	0.237	0.221	0.205	0.191	0.191	2.498
1986/87	0.189	0.180	0.167	0.177	0.226	0.204	0.214	0.195	0.183	0.175	0.169	0.160	2.239
1987/88	0.174	0.167	0.183	0.289	0.241	0.225	0.560	0.493	0.827	0.621	0.568	0.521	4.871
1988/89	0.479	0.440	0.403	0.370	0.344	0.322	0.317	0.335	0.325	0.302	0.281	0.261	4.182
1989/90	0.241	0.228	0.354	0.273	0.252	0.234	0.225	0.211	0.197	0.184	0.172	0.172	2.743
1990/91	0.172	0.166	0.156	0.147	0.176	0.294	0.334	0.316	0.301	0.278	0.257	0.266	2.862
1991/92	0.267	0.248	0.231	0.214	0.198	0.185	0.175	0.177	0.185	0.180	0.169	0.158	2.386
1992/93	0.176	0.160	0.154	0.145	0.136	0.131	0.130	0.146	0.147	0.140	0.131	0.127	1.723
1993/94	0.158	0.152	0.143	0.141	0.150	0.142	0.134	0.129	0.123	0.118	0.114	0.109	1.614
1994/95	0.121	0.115	0.109	0.106	0.114	0.103	0.099	0.097	0.097	0.095	0.094	0.092	1.243
1995/96	0.086	0.091	0.190	0.604	0.338	0.340	0.324	0.353	0.322	0.297	0.274	0.253	3.471
1996/97	0.232	0.221	0.385	0.611	0.402	0.368	0.361	0.401	0.379	0.356	0.337	0.314	4.367
1997/98	0.290	0.288	0.345	0.303	0.285	0.267	0.263	0.368	0.310	0.287	0.266	0.247	3.519
1998/99	0.229	0.213	0.197	0.183	0.171	0.164	0.161	0.155	0.150	0.145	0.138	0.135	2.042
1999/00	0.139	0.132	0.126	0.120	0.113	0.108	0.159	0.159	0.160	0.151	0.141	0.132	1.641
2000/01	0.127	0.128	0.153	0.315	0.224	0.385	0.266	0.249	0.232	0.215	0.201	0.189	2.686
2001/02	0.176	0.165	0.154	0.143	0.133	0.127	0.124	0.123	0.126	0.124	0.124	0.122	1.642
2002/03	0.124	0.127	0.130	0.159	0.254	0.296	0.288	0.314	0.329	0.306	0.284	0.269	2.881
2003/04	0.277	0.261	0.245	0.229	0.250	0.419	0.426	0.486	0.501	0.464	0.429	0.397	4.386
2004/05	0.370	0.344	0.318	0.294	0.271	0.252	0.235	0.220	0.208	0.196	0.183	0.171	3.062
2005/06	0.162	0.161	0.158	0.153	0.158	0.158	0.150	0.141	0.141	0.142	0.134	0.131	1.790

1827. Río Blanco

1940/2005
(hm³)

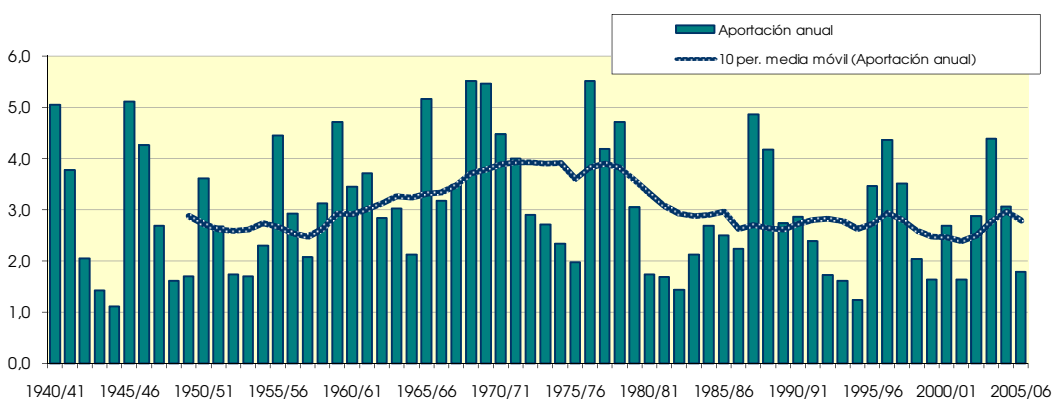
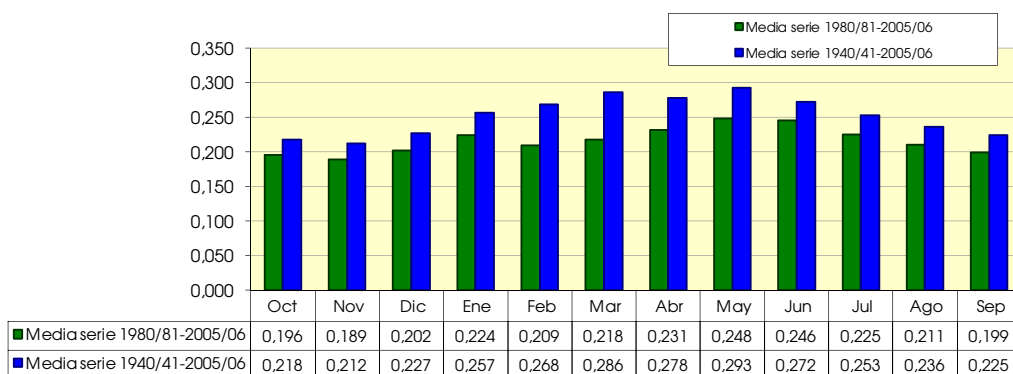
Serie completa

	Oct	Nov	Dic	Ene	Feb	Mar	Abr	May	Jun	Jul	Ago	Sep	Total
Máximo	0,479	0,472	0,487	0,924	0,932	0,944	0,886	0,886	0,827	0,621	0,568	0,521	5,518
Mínimo	0,073	0,076	0,096	0,093	0,094	0,092	0,090	0,087	0,086	0,085	0,082	0,078	1,114
Media	0,218	0,212	0,227	0,257	0,268	0,286	0,278	0,293	0,272	0,253	0,236	0,225	3,024
Percentil 1%	0,082	0,086	0,100	0,096	0,095	0,099	0,095	0,093	0,093	0,092	0,090	0,087	1,198
Percentil 5%	0,107	0,101	0,119	0,113	0,112	0,108	0,115	0,116	0,124	0,120	0,115	0,110	1,481
Percentil 10%	0,122	0,119	0,129	0,122	0,118	0,124	0,125	0,130	0,129	0,127	0,123	0,120	1,642
Percentil 25%	0,151	0,146	0,159	0,152	0,152	0,158	0,161	0,170	0,166	0,157	0,149	0,142	2,046
Percentil 50%	0,188	0,188	0,202	0,210	0,239	0,234	0,244	0,242	0,236	0,222	0,207	0,201	2,854
Desviación típica	0,095	0,087	0,090	0,166	0,158	0,171	0,148	0,170	0,141	0,121	0,110	0,101	1,215
Coef. variación	0,434	0,411	0,398	0,648	0,588	0,597	0,534	0,582	0,520	0,478	0,466	0,448	0,402

1980/2005
(hm³)

Serie para asignación y reserva

	Oct	Nov	Dic	Ene	Feb	Mar	Abr	May	Jun	Jul	Ago	Sep	Total
Máximo	0,479	0,440	0,403	0,611	0,402	0,419	0,560	0,493	0,827	0,621	0,568	0,521	4,871
Mínimo	0,086	0,091	0,096	0,093	0,096	0,103	0,099	0,097	0,097	0,095	0,094	0,092	1,243
Media	0,196	0,189	0,202	0,224	0,209	0,218	0,231	0,248	0,246	0,225	0,211	0,199	2,597
Percentil 1%	0,090	0,092	0,100	0,096	0,100	0,105	0,103	0,101	0,100	0,098	0,098	0,096	1,291
Percentil 5%	0,103	0,096	0,114	0,110	0,113	0,108	0,115	0,117	0,113	0,109	0,111	0,107	1,482
Percentil 10%	0,115	0,109	0,128	0,121	0,114	0,115	0,121	0,126	0,125	0,121	0,119	0,113	1,628
Percentil 25%	0,135	0,135	0,153	0,143	0,137	0,136	0,139	0,150	0,148	0,143	0,135	0,132	1,727
Percentil 50%	0,176	0,166	0,165	0,168	0,211	0,196	0,219	0,216	0,202	0,190	0,178	0,172	2,442
Desviación típica	0,088	0,081	0,087	0,135	0,082	0,094	0,112	0,119	0,153	0,119	0,108	0,098	1,014
Coef. variación	0,448	0,426	0,434	0,600	0,390	0,431	0,484	0,478	0,622	0,530	0,513	0,493	0,390



1828. Río Jiloca medio

1940/2005
(hm³)

Serie completa

	Oct	Nov	Dic	Ene	Feb	Mar	Abr	May	Jun	Jul	Ago	Sep	Total
Máximo	28,158	32,249	28,991	39,484	32,636	31,874	51,044	55,595	45,913	23,873	20,597	21,378	266,117
Mínimo	4,900	5,447	5,860	5,156	4,379	4,852	3,296	2,972	2,950	2,610	2,984	4,153	58,094
Media	11,459	12,488	13,305	13,271	11,629	13,035	11,081	11,338	10,253	7,232	7,091	8,707	130,890

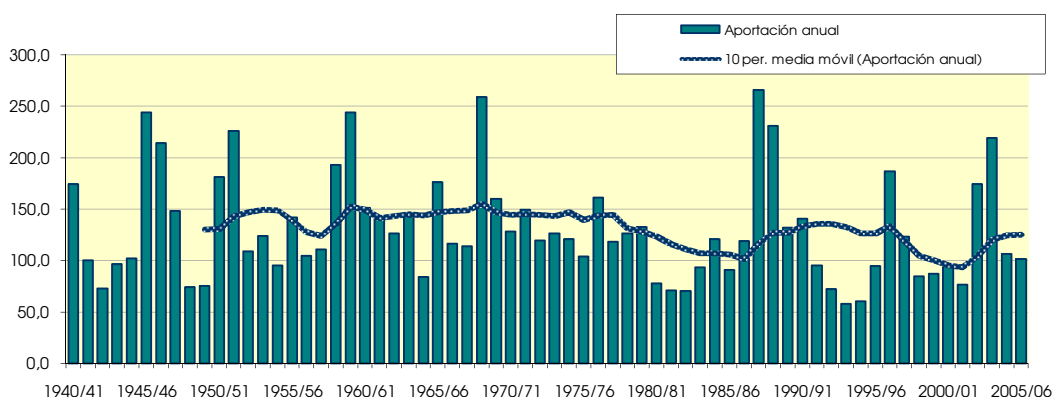
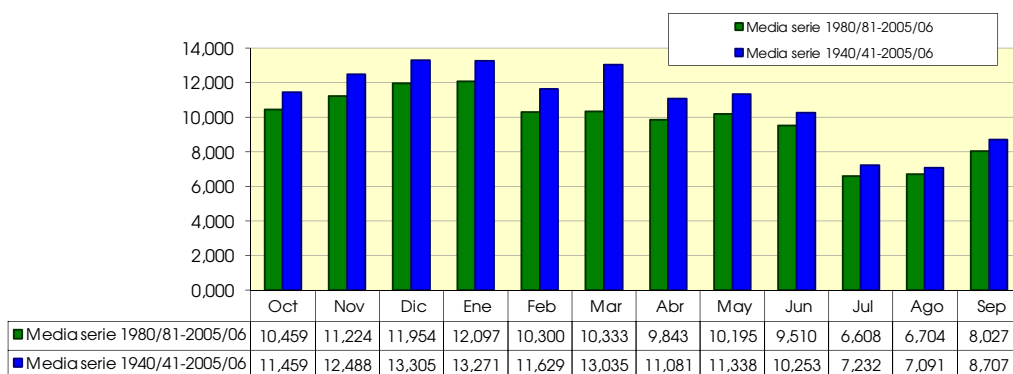
Percentil 1%	5,023	5,688	6,454	5,715	4,959	4,977	3,489	3,055	3,355	2,847	3,075	4,200	59,703
Percentil 5%	5,698	6,219	7,015	6,550	5,789	5,869	3,877	3,863	4,108	3,266	3,665	4,403	71,077
Percentil 10%	6,474	6,961	7,879	6,981	6,159	6,008	4,640	4,354	4,499	3,611	4,145	4,818	74,665
Percentil 25%	7,605	8,530	9,076	8,443	7,407	8,227	5,954	5,606	6,301	4,856	5,126	5,909	94,979
Percentil 50%	10,304	10,806	12,197	11,783	10,240	11,664	8,227	8,007	8,121	6,121	6,178	7,771	120,138
Desviación típica	5,131	5,532	5,212	6,718	5,646	6,409	9,140	9,411	6,537	3,720	3,153	3,896	51,359
Coef. variación	0,448	0,443	0,392	0,506	0,486	0,492	0,825	0,830	0,638	0,514	0,445	0,447	0,392

1980/2005
(hm³)

Serie para asignación y reserva

	Oct	Nov	Dic	Ene	Feb	Mar	Abr	May	Jun	Jul	Ago	Sep	Total
Máximo	25,304	26,102	24,330	39,484	22,817	19,874	32,931	40,615	45,913	23,873	20,597	21,378	266,117
Mínimo	4,900	5,818	5,860	5,156	4,379	4,852	3,296	2,972	2,950	2,610	2,984	4,225	58,094
Media	10,459	11,224	11,954	12,097	10,300	10,333	9,843	10,195	9,510	6,608	6,704	8,027	117,254

Percentil 1%	5,074	5,833	6,088	5,371	4,602	4,900	3,382	3,004	3,106	2,701	3,019	4,250	58,713
Percentil 5%	5,612	5,911	6,818	6,055	5,378	5,128	3,694	3,182	3,650	2,990	3,324	4,403	63,052
Percentil 10%	5,735	6,464	7,084	6,461	5,785	5,616	3,905	3,630	3,983	3,102	4,007	4,715	70,597
Percentil 25%	7,354	7,487	8,389	7,254	6,261	6,747	4,997	4,542	5,322	4,196	4,296	4,874	79,698
Percentil 50%	9,803	10,430	10,409	9,894	10,068	9,293	6,445	6,718	6,723	5,179	5,388	6,679	95,196
Desviación típica	4,469	5,025	5,110	7,486	4,516	4,593	8,490	9,628	8,571	4,492	3,840	3,946	55,003
Coef. variación	0,427	0,448	0,427	0,619	0,438	0,445	0,863	0,944	0,901	0,680	0,573	0,492	0,469



1830. Río Jiloca bajo

1940/2005
(hm³)

Serie completa

	Oct	Nov	Dic	Ene	Feb	Mar	Abr	May	Jun	Jul	Ago	Sep	Total
Máximo	29,468	33,050	31,059	42,136	34,865	33,932	57,422	62,211	55,230	26,568	22,159	23,818	293,597
Mínimo	5,242	5,782	6,170	5,448	4,662	5,140	3,634	3,355	3,328	2,985	3,367	4,540	63,730
Media	12,306	13,334	14,112	14,086	12,391	13,887	12,124	12,926	11,395	8,016	7,749	9,573	141,899

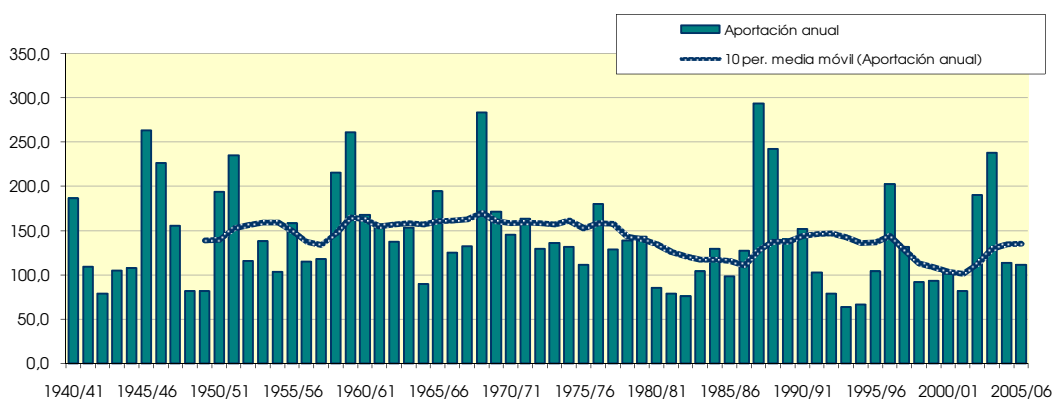
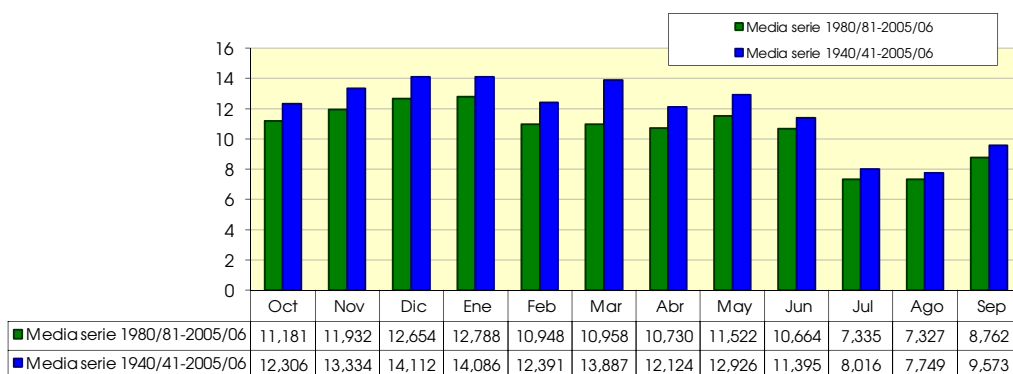
Percentil 1%	5,370	6,062	6,849	6,068	5,284	5,299	3,823	3,460	3,742	3,250	3,436	4,587	65,537
Percentil 5%	6,053	6,708	7,439	7,014	6,198	6,280	4,273	4,382	4,520	3,652	4,112	4,879	78,543
Percentil 10%	6,891	7,431	8,250	7,371	6,549	6,408	5,062	4,838	5,024	4,083	4,591	5,230	81,875
Percentil 25%	8,252	9,068	9,939	8,915	7,983	8,780	6,525	6,178	6,939	5,407	5,581	6,417	103,683
Percentil 50%	10,907	11,481	12,773	12,522	10,845	12,243	9,137	8,875	8,895	6,808	6,835	8,468	130,701
Desviación típica	5,547	5,943	5,616	7,200	5,993	6,857	9,960	10,708	7,615	4,060	3,334	4,364	55,309
Coef. variación	0,451	0,446	0,398	0,511	0,484	0,494	0,821	0,828	0,668	0,506	0,430	0,456	0,390

1980/2005
(hm³)

Serie para asignación y reserva

	Oct	Nov	Dic	Ene	Feb	Mar	Abr	May	Jun	Jul	Ago	Sep	Total
Máximo	26,398	27,060	26,511	42,136	24,200	21,102	33,928	44,291	55,230	26,568	22,159	22,545	293,597
Mínimo	5,242	6,212	6,170	5,448	4,662	5,140	3,634	3,355	3,328	2,985	3,367	4,660	63,730
Media	11,181	11,932	12,654	12,788	10,948	10,958	10,730	11,522	10,664	7,335	7,327	8,762	126,802

Percentil 1%	5,419	6,248	6,431	5,687	4,902	5,201	3,728	3,395	3,487	3,087	3,394	4,686	64,425
Percentil 5%	5,966	6,395	7,253	6,436	5,742	5,483	4,067	3,603	4,054	3,398	3,687	4,879	68,867
Percentil 10%	6,097	6,899	7,509	6,849	6,177	6,022	4,302	4,106	4,410	3,481	4,417	5,161	77,209
Percentil 25%	7,899	8,046	8,842	7,679	6,668	7,191	5,448	5,158	5,948	4,763	4,935	5,492	86,794
Percentil 50%	10,409	11,232	11,030	10,367	10,589	9,893	7,024	7,875	7,514	5,685	5,850	7,241	104,263
Desviación típica	4,676	5,309	5,473	7,968	4,787	4,865	9,174	10,725	10,237	4,954	4,073	4,220	59,465
Coef. variación	0,418	0,445	0,432	0,623	0,437	0,444	0,855	0,931	0,960	0,675	0,556	0,482	0,469



1831. Río Jalón aguas arriba de río Ribota

1940/2005
(hm³)

Serie completa

	Oct	Nov	Dic	Ene	Feb	Mar	Abr	May	Jun	Jul	Ago	Sep	Total
Máximo	71,370	95,771	66,395	126,669	90,868	108,811	132,170	162,790	203,185	74,913	60,005	61,305	838,214
Mínimo	11,207	12,470	15,650	14,349	12,544	12,410	9,916	10,766	11,478	10,469	10,920	11,397	167,905
Media	28,114	30,165	32,011	36,069	32,509	36,652	36,456	40,058	33,166	25,077	23,473	26,050	379,799

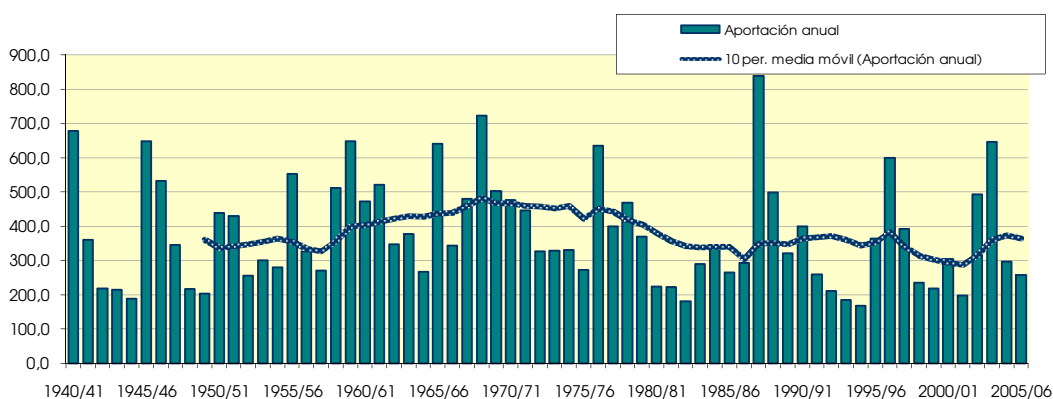
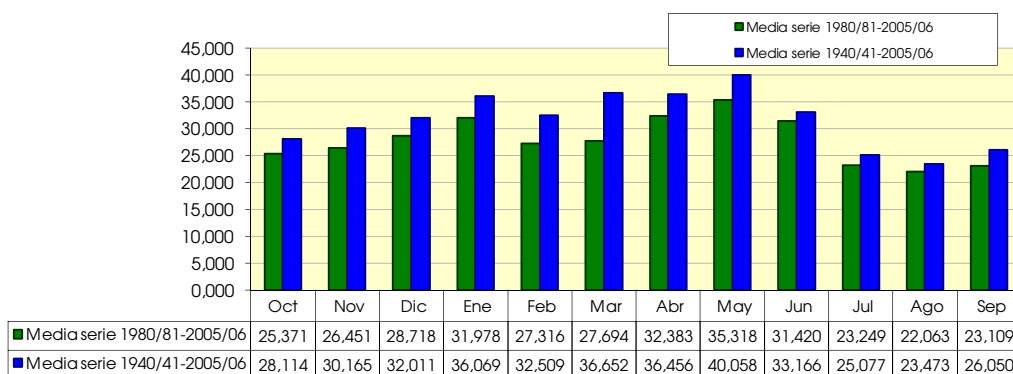
Percentil 1%	11,608	13,297	15,718	14,443	12,971	13,169	10,698	10,928	11,865	11,003	11,292	11,627	176,685
Percentil 5%	13,785	15,915	17,190	15,941	14,319	14,741	12,521	12,891	13,637	12,819	12,781	12,459	191,328
Percentil 10%	16,816	17,109	19,078	17,116	15,262	15,205	13,061	14,657	15,627	14,256	15,392	14,573	213,122
Percentil 25%	20,556	20,354	21,863	20,152	18,755	20,437	19,655	19,233	20,228	17,836	16,553	17,438	261,696
Percentil 50%	24,204	24,748	27,623	29,258	28,354	30,746	27,793	26,493	25,355	21,921	21,561	22,272	344,122
Desviación típica	11,467	15,003	12,780	24,570	17,776	21,755	26,610	31,569	25,627	11,374	9,035	11,912	155,823
Coef. variación	0,408	0,497	0,399	0,681	0,547	0,594	0,730	0,788	0,773	0,454	0,385	0,457	0,410

1980/2005
(hm³)

Serie para asignación y reserva

	Oct	Nov	Dic	Ene	Feb	Mar	Abr	May	Jun	Jul	Ago	Sep	Total
Máximo	53,712	71,541	64,193	123,272	62,293	77,728	132,170	117,775	203,185	74,913	60,005	52,636	838,214
Mínimo	11,207	13,743	15,650	14,349	12,544	12,410	9,916	10,766	11,478	10,469	10,920	11,750	167,905
Media	25,371	26,451	28,718	31,978	27,316	27,694	32,383	35,318	31,420	23,249	22,063	23,109	335,070

Percentil 1%	11,805	14,244	15,676	14,385	12,708	12,702	10,548	11,001	11,627	10,691	11,385	11,856	171,282
Percentil 5%	13,785	15,799	15,974	14,579	13,479	13,637	12,521	11,987	12,259	11,719	13,390	12,459	182,490
Percentil 10%	15,571	16,001	16,889	15,828	14,326	14,306	12,829	13,422	13,839	13,387	15,392	13,371	192,193
Percentil 25%	19,934	19,044	19,911	17,459	15,954	16,251	14,926	18,102	18,015	16,459	16,126	15,165	222,177
Percentil 50%	23,485	22,709	23,638	22,348	26,518	22,972	21,921	21,170	20,678	18,654	17,950	19,018	291,289
Desviación típica	9,414	12,691	12,756	23,646	12,784	14,835	28,279	28,544	36,776	13,465	10,453	11,412	162,398
Coef. variación	0,371	0,480	0,444	0,739	0,468	0,536	0,873	0,808	1,170	0,579	0,474	0,494	0,485



1832. Río Ribota

1940/2005
(hm³)

Serie completa

	Oct	Nov	Dic	Ene	Feb	Mar	Abr	May	Jun	Jul	Ago	Sep	Total
Máximo	4,510	8,648	6,281	6,980	5,967	5,599	6,223	5,256	12,075	4,614	2,890	3,083	40,498
Mínimo	0,285	0,296	0,314	0,286	0,273	0,336	0,321	0,338	0,353	0,367	0,365	0,331	4,722
Media	0,832	1,008	0,999	1,099	1,059	1,207	1,360	1,304	1,229	0,822	0,713	0,806	12,439

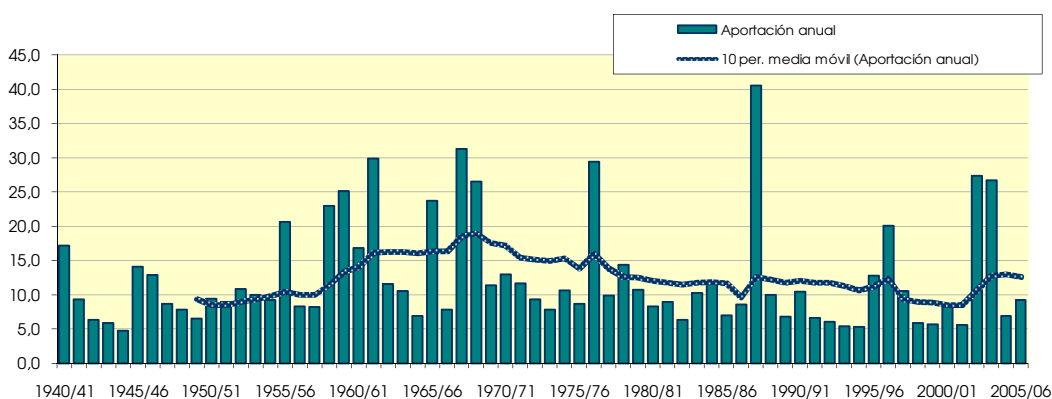
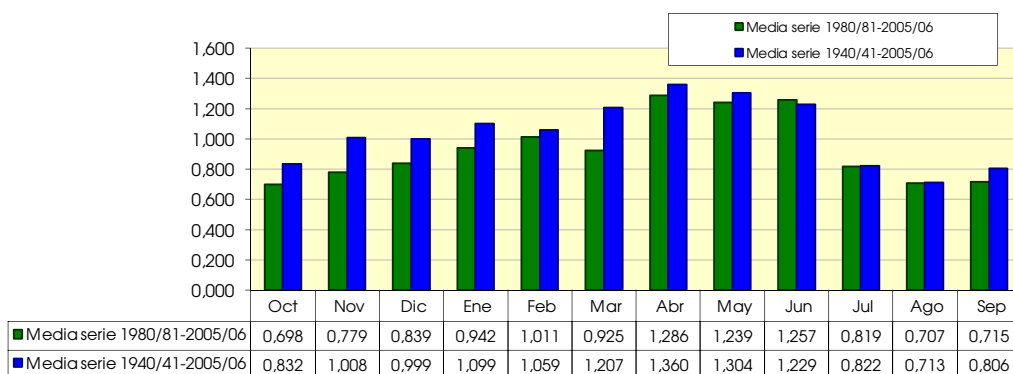
Percentil 1%	0,299	0,320	0,326	0,312	0,306	0,341	0,325	0,376	0,362	0,375	0,367	0,344	5,106
Percentil 5%	0,372	0,351	0,399	0,366	0,351	0,355	0,359	0,438	0,433	0,414	0,401	0,396	5,656
Percentil 10%	0,397	0,406	0,429	0,416	0,379	0,378	0,387	0,505	0,471	0,437	0,429	0,419	5,978
Percentil 25%	0,458	0,506	0,507	0,454	0,449	0,468	0,578	0,608	0,559	0,521	0,494	0,486	7,845
Percentil 50%	0,606	0,616	0,655	0,632	0,744	0,771	0,811	0,844	0,802	0,646	0,605	0,576	9,656
Desviación típica	0,696	1,426	0,898	1,147	0,969	1,175	1,255	1,052	1,547	0,588	0,365	0,584	7,713
Coef. variación	0,836	1,415	0,899	1,044	0,915	0,973	0,923	0,807	1,259	0,715	0,512	0,724	0,620

1980/2005
(hm³)

Serie para asignación y reserva

	Oct	Nov	Dic	Ene	Feb	Mar	Abr	May	Jun	Jul	Ago	Sep	Total
Máximo	2,215	3,474	2,037	5,180	5,967	4,489	6,223	5,060	12,075	4,614	2,890	1,897	40,498
Mínimo	0,330	0,341	0,314	0,286	0,273	0,336	0,327	0,396	0,366	0,380	0,369	0,393	5,313
Media	0,698	0,779	0,839	0,942	1,011	0,925	1,286	1,239	1,257	0,819	0,707	0,715	11,217

Percentil 1%	0,341	0,342	0,321	0,301	0,286	0,338	0,335	0,403	0,376	0,383	0,377	0,394	5,339
Percentil 5%	0,375	0,351	0,355	0,352	0,329	0,345	0,359	0,428	0,412	0,397	0,407	0,398	5,474
Percentil 10%	0,391	0,378	0,408	0,368	0,354	0,356	0,379	0,475	0,451	0,419	0,429	0,413	5,666
Percentil 25%	0,433	0,498	0,462	0,423	0,399	0,434	0,484	0,580	0,519	0,482	0,475	0,445	6,413
Percentil 50%	0,595	0,591	0,556	0,529	0,654	0,612	0,674	0,766	0,675	0,595	0,538	0,500	8,487
Desviación típica	0,399	0,638	0,528	1,046	1,143	0,974	1,469	1,145	2,257	0,834	0,506	0,439	8,394
Coef. variación	0,572	0,819	0,629	1,110	1,130	1,054	1,142	0,924	1,795	1,018	0,715	0,615	0,748



1834. Río Aranda aguas arriba de río Isuela

1940/2005

(hm³)

Serie completa

	Oct	Nov	Dic	Ene	Feb	Mar	Abr	May	Jun	Jul	Ago	Sep	Total
Máximo	4,284	7,947	9,759	12,834	10,048	8,164	9,765	7,090	12,822	5,762	3,433	4,415	54,846
Mínimo	0,278	0,419	0,528	0,577	0,465	0,639	0,334	0,548	0,387	0,328	0,357	0,390	7,431
Media	1,033	1,487	2,037	2,175	1,873	2,178	2,252	1,917	1,646	1,224	1,081	1,086	19,990

Percentil 1%	0,322	0,454	0,588	0,579	0,485	0,667	0,431	0,555	0,393	0,358	0,408	0,393	7,788
Percentil 5%	0,380	0,558	0,856	0,826	0,679	0,709	0,543	0,652	0,560	0,461	0,502	0,447	9,131
Percentil 10%	0,464	0,659	0,955	0,869	0,720	0,756	0,649	0,731	0,638	0,570	0,579	0,514	10,460
Percentil 25%	0,575	0,927	1,097	1,064	0,915	1,036	1,003	0,947	0,818	0,777	0,727	0,630	12,970
Percentil 50%	0,801	1,095	1,459	1,475	1,351	1,529	1,504	1,309	1,139	1,005	0,970	0,791	16,844
Desviación típica	0,779	1,282	1,512	2,224	1,500	1,649	1,950	1,473	1,683	0,818	0,546	0,842	10,558
Coef. variación	0,754	0,862	0,742	1,023	0,801	0,757	0,866	0,769	1,022	0,668	0,505	0,775	0,528

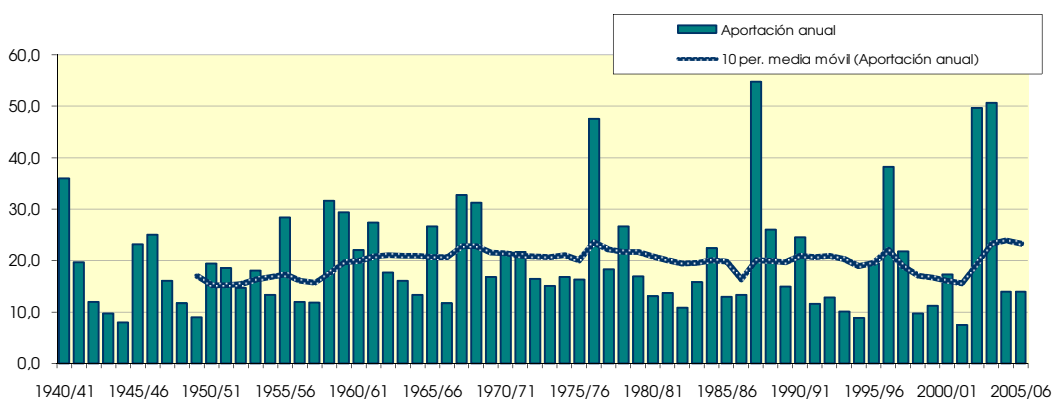
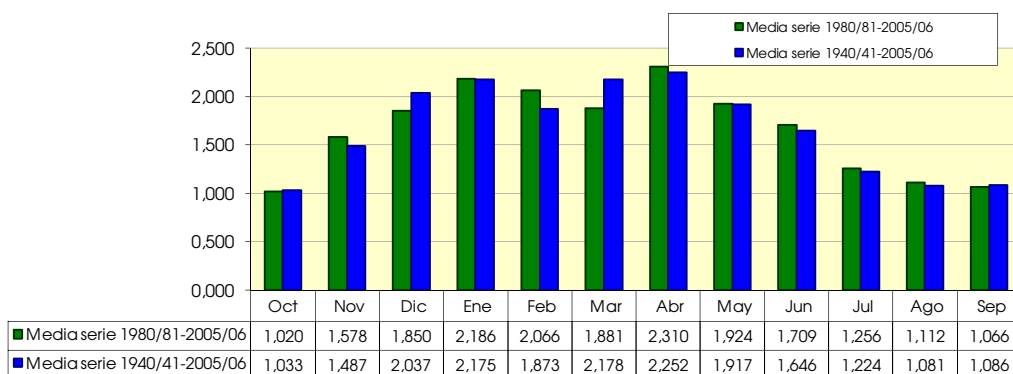
1980/2005

(hm³)

Serie para asignación y reserva

	Oct	Nov	Dic	Ene	Feb	Mar	Abr	May	Jun	Jul	Ago	Sep	Total
Máximo	3,965	7,947	4,215	12,834	10,048	7,026	9,765	6,461	12,822	5,762	3,433	4,415	54,846
Mínimo	0,278	0,419	0,528	0,580	0,465	0,683	0,334	0,560	0,387	0,328	0,357	0,390	7,431
Media	1,020	1,578	1,850	2,186	2,066	1,881	2,310	1,924	1,709	1,256	1,112	1,066	19,957

Percentil 1%	0,295	0,437	0,551	0,639	0,519	0,687	0,371	0,569	0,389	0,339	0,377	0,391	7,776
Percentil 5%	0,363	0,513	0,677	0,827	0,686	0,709	0,486	0,612	0,404	0,392	0,445	0,408	9,021
Percentil 10%	0,434	0,591	0,865	0,866	0,720	0,742	0,588	0,666	0,488	0,446	0,484	0,469	9,897
Percentil 25%	0,567	0,955	1,054	1,081	0,966	0,942	0,886	0,866	0,655	0,581	0,608	0,572	11,882
Percentil 50%	0,799	1,090	1,237	1,357	1,460	1,460	1,265	1,231	0,923	0,892	0,860	0,687	13,948
Desviación típica	0,800	1,547	1,057	2,387	1,926	1,437	2,416	1,690	2,432	1,179	0,770	0,994	13,436
Coef. variación	0,785	0,980	0,571	1,092	0,932	0,764	1,046	0,878	1,424	0,939	0,693	0,933	0,673



1835. Río Isuela

1940/2005
(hm³)

Serie completa

	Oct	Nov	Dic	Ene	Feb	Mar	Abr	May	Jun	Jul	Ago	Sep	Total
Máximo	6,868	10,964	11,511	13,629	11,282	7,509	14,312	10,549	16,285	5,523	3,407	6,554	65,593
Mínimo	0,371	0,357	0,402	0,372	0,334	0,405	0,407	0,466	0,511	0,466	0,440	0,411	8,334
Media	1,284	1,412	1,688	1,846	1,616	1,633	1,981	1,987	1,738	1,137	0,911	1,217	18,452

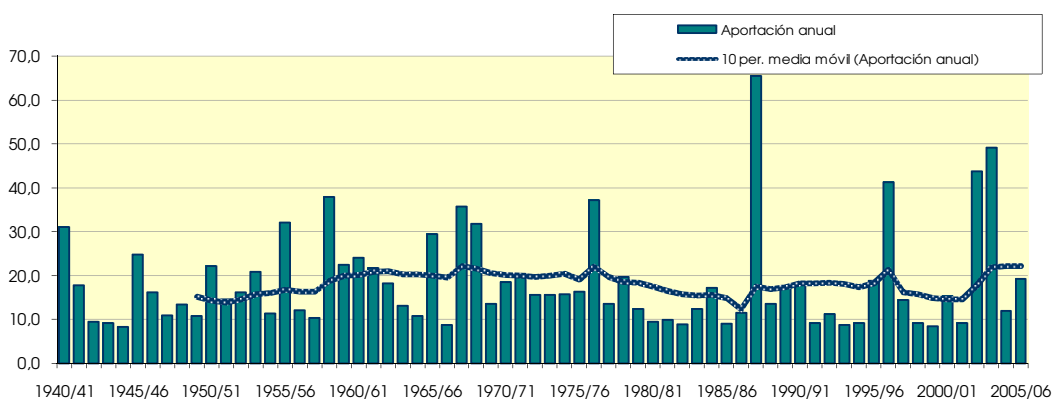
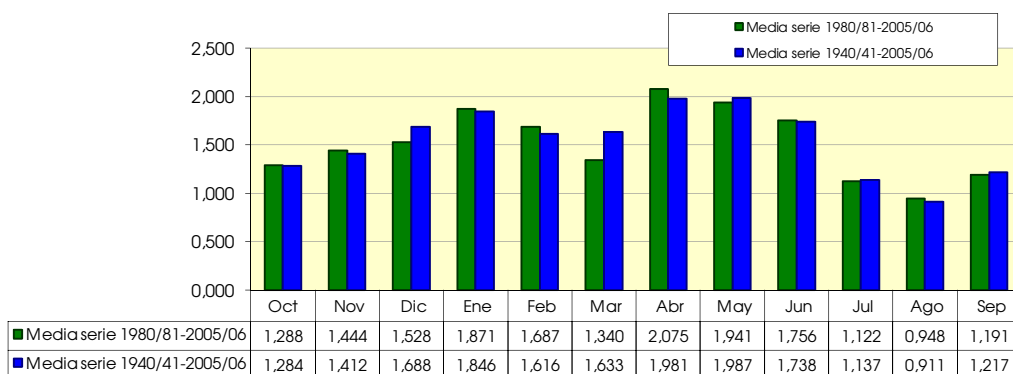
Percentil 1%	0,380	0,358	0,403	0,461	0,396	0,418	0,438	0,528	0,519	0,478	0,447	0,426	8,404
Percentil 5%	0,416	0,424	0,549	0,531	0,497	0,456	0,517	0,620	0,569	0,538	0,491	0,446	8,806
Percentil 10%	0,461	0,487	0,617	0,598	0,540	0,539	0,586	0,724	0,650	0,560	0,508	0,488	9,168
Percentil 25%	0,578	0,698	0,736	0,730	0,770	0,725	0,805	0,862	0,806	0,683	0,594	0,569	10,894
Percentil 50%	0,804	0,930	1,091	1,202	1,197	1,056	1,250	1,250	1,056	0,849	0,732	0,731	15,460
Desviación típica	1,233	1,578	1,662	2,105	1,523	1,468	2,223	1,893	2,131	0,796	0,500	1,256	11,174
Coef. variación	0,960	1,118	0,985	1,140	0,942	0,899	1,122	0,953	1,227	0,700	0,549	1,032	0,606

1980/2005
(hm³)

Serie para asignación y reserva

	Oct	Nov	Dic	Ene	Feb	Mar	Abr	May	Jun	Jul	Ago	Sep	Total
Máximo	4,839	6,409	5,285	13,629	11,282	7,509	14,312	7,765	16,285	5,523	3,407	4,839	65,593
Mínimo	0,415	0,358	0,402	0,372	0,334	0,405	0,407	0,466	0,511	0,466	0,466	0,436	8,441
Media	1,288	1,444	1,528	1,871	1,687	1,340	2,075	1,941	1,756	1,122	0,948	1,191	18,191

Percentil 1%	0,415	0,385	0,402	0,406	0,358	0,410	0,419	0,501	0,514	0,480	0,472	0,447	8,526
Percentil 5%	0,421	0,464	0,424	0,514	0,439	0,430	0,457	0,636	0,541	0,526	0,491	0,486	8,806
Percentil 10%	0,458	0,486	0,543	0,547	0,480	0,450	0,485	0,728	0,595	0,546	0,500	0,499	8,965
Percentil 25%	0,522	0,763	0,708	0,604	0,564	0,576	0,716	0,817	0,742	0,592	0,526	0,543	9,261
Percentil 50%	1,035	0,966	1,014	0,814	0,925	0,848	0,932	1,174	0,892	0,779	0,676	0,667	12,247
Desviación típica	1,040	1,323	1,242	2,776	2,182	1,530	3,017	1,978	3,067	1,062	0,681	1,176	14,741
Coef. variación	0,808	0,916	0,813	1,484	1,294	1,142	1,454	1,019	1,746	0,946	0,718	0,988	0,810



1836. Río Aranda bajo

(hm ²)	Oct	Nov	Dic	Ene	Feb	Mar	Abr	May	Jun	Jul	Ago	Sep	Total
1940/41	4,623	3,649	2,624	13,866	6,575	8,577	10,986	8,985	5,847	4,249	3,408	2,894	76,282
1941/42	2,129	2,418	2,189	2,307	1,852	2,360	14,500	5,154	3,854	2,850	2,570	2,213	44,397
1942/43	1,849	2,610	2,583	2,283	1,734	1,732	4,139	1,873	1,563	1,810	1,638	1,600	25,414
1943/44	1,490	1,504	4,017	2,038	2,044	1,765	1,504	1,871	1,934	1,697	1,540	1,451	22,854
1944/45	1,647	1,547	2,232	2,394	2,023	1,896	1,552	1,360	1,367	1,353	1,298	1,090	19,758
1945/46	0,949	4,168	7,539	3,409	2,462	2,842	7,847	10,218	6,195	4,438	3,410	2,546	56,021
1946/47	2,006	1,970	2,555	1,975	10,203	9,479	3,853	4,866	3,079	2,537	2,307	3,102	47,933
1947/48	2,209	2,173	2,616	7,407	3,557	3,236	2,505	2,248	1,921	1,674	1,540	1,317	32,403
1948/49	1,155	1,180	1,503	1,336	1,217	1,668	1,296	4,371	2,548	1,954	1,744	9,559	29,533
1949/50	3,102	2,732	2,327	1,994	1,688	1,571	1,405	3,059	1,810	1,540	1,353	1,082	23,663
1950/51	0,946	1,028	2,831	4,031	4,633	4,621	9,547	4,924	4,976	3,950	3,126	3,246	47,859
1951/52	3,504	3,375	6,237	3,795	2,815	3,651	4,432	2,880	2,284	2,449	2,104	1,716	39,242
1952/53	1,410	1,509	2,040	1,834	1,655	1,492	3,079	1,643	13,738	4,175	2,979	2,111	37,664
1953/54	5,181	2,731	5,590	2,731	2,345	6,951	3,175	3,550	5,142	3,423	2,667	2,003	45,489
1954/55	1,610	2,185	1,752	4,317	4,573	2,859	2,440	2,610	2,271	2,083	2,032	1,571	30,306
1955/56	2,691	1,812	4,239	3,703	2,317	14,007	4,839	20,132	6,148	4,298	3,291	2,989	70,466
1956/57	2,145	2,222	2,057	1,903	1,609	1,651	1,649	2,282	6,933	2,870	2,434	1,947	29,702
1957/58	3,124	2,082	1,936	4,437	2,362	2,471	2,009	1,999	2,556	1,787	1,616	1,778	28,156
1958/59	1,365	1,535	24,265	4,729	3,440	8,099	4,822	9,267	7,996	5,476	3,997	6,900	81,892
1959/60	4,453	4,894	8,889	6,361	7,102	11,212	4,751	3,628	3,209	2,646	2,275	1,928	61,349
1960/61	12,597	4,561	7,594	4,769	3,348	2,955	2,486	2,305	2,333	1,989	1,856	7,689	54,482
1961/62	2,804	11,278	5,124	5,253	5,813	5,645	6,197	4,115	3,924	2,833	2,430	2,759	58,175
1962/63	3,823	3,097	3,167	4,704	5,504	5,024	4,807	2,917	2,553	2,143	1,848	2,612	42,200
1963/64	1,871	3,130	4,858	2,513	5,101	4,399	2,987	2,483	2,204	1,976	1,735	1,472	34,728
1964/65	1,313	1,900	3,329	2,422	3,207	5,504	2,869	2,188	1,799	1,507	1,315	1,263	28,616
1965/66	15,161	5,675	4,300	9,346	9,104	4,896	5,534	4,660	3,833	2,964	2,479	1,998	69,949
1966/67	2,371	3,708	2,748	2,459	2,617	2,085	2,104	1,656	1,453	1,374	1,254	1,200	25,029
1967/68	1,466	21,813	5,752	3,935	3,272	17,031	10,321	5,757	4,296	3,141	2,849	2,002	81,635
1968/69	1,595	3,913	8,473	4,751	4,350	6,177	17,649	7,339	7,726	4,579	3,614	5,740	75,905
1969/70	3,973	3,460	3,342	7,863	3,498	3,037	2,384	2,089	2,238	1,987	1,857	1,442	37,170
1970/71	1,220	1,548	2,704	3,455	1,830	2,179	6,050	10,455	7,460	4,279	3,332	2,513	47,023
1971/72	2,071	2,220	3,748	4,032	5,581	6,967	3,456	2,933	3,430	2,391	2,143	11,450	50,424
1972/73	4,969	5,938	4,726	3,918	2,630	2,264	1,935	1,877	3,630	2,508	2,230	1,797	38,423
1973/74	1,577	2,333	2,083	2,292	2,280	8,608	4,268	3,198	2,629	2,349	2,403	2,111	36,131
1974/75	1,683	3,531	2,089	1,834	2,883	2,183	4,235	7,146	4,713	3,113	2,968	2,729	39,107
1975/76	1,957	1,993	5,328	2,594	3,799	2,706	7,470	3,950	2,817	2,289	2,317	1,760	38,979
1976/77	2,040	2,352	14,383	23,887	9,087	8,030	5,280	8,254	10,974	6,279	4,599	3,270	98,437
1977/78	2,918	2,897	4,769	5,385	4,067	3,146	3,615	2,981	2,596	2,339	2,031	1,688	38,432
1978/79	1,417	1,426	2,654	14,318	6,689	5,644	4,056	6,629	3,858	3,076	2,479	2,044	54,290
1979/80	3,824	2,623	2,380	2,207	2,898	3,578	3,375	4,554	3,194	2,530	2,207	1,810	35,180
1980/81	1,543	2,155	1,814	1,631	1,461	1,461	7,257	2,996	2,265	1,873	1,616	1,367	27,437
1981/82	1,145	1,165	5,926	2,490	2,677	2,062	1,680	3,646	1,988	2,218	1,964	1,653	28,615
1982/83	1,956	2,194	2,150	1,786	1,453	1,400	1,441	1,260	1,338	1,338	5,495	1,913	23,723
1983/84	1,374	2,478	2,227	1,893	2,368	4,031	1,935	7,348	3,767	2,681	2,068	1,533	33,703
1984/85	1,297	16,138	4,489	3,840	3,727	2,833	2,910	2,980	2,211	2,122	1,797	1,484	45,827
1985/86	1,493	1,686	1,841	1,934	2,387	2,456	2,629	2,481	1,988	1,704	1,647	3,981	26,228
1986/87	4,350	2,472	2,072	3,453	3,660	2,959	2,430	2,013	1,636	1,962	1,709	1,500	30,216
1987/88	2,413	2,939	7,274	11,927	5,568	4,120	27,979	14,980	37,045	12,531	7,825	6,691	141,292
1988/89	5,030	5,837	4,020	3,179	2,861	3,345	5,545	5,572	4,248	2,464	2,196	1,750	46,046
1989/90	1,259	4,000	8,913	4,054	3,386	2,513	2,206	2,782	2,542	2,084	1,617	1,860	37,215
1990/91	2,289	2,164	2,178	2,248	5,346	4,905	11,002	5,133	3,968	3,731	3,129	2,586	48,678
1991/92	2,747	2,286	2,167	1,731	1,527	1,357	1,621	1,973	5,588	2,087	1,812	1,567	26,462
1992/93	4,749	2,584	2,580	1,895	1,567	2,141	1,806	2,791	2,302	2,179	1,984	1,525	28,104
1993/94	3,830	2,777	2,167	2,364	2,110	1,689	1,186	1,595	1,129	1,000	1,166	1,125	22,137
1994/95	3,216	2,673	1,945	2,064	1,715	1,467	0,990	1,962	1,461	1,190	1,534	1,160	21,378
1995/96	0,895	1,154	5,535	9,699	6,725	5,145	4,143	3,626	2,318	1,733	2,353	1,496	44,821
1996/97	1,142	1,771	8,695	30,258	7,701	5,734	9,056	8,029	6,218	6,405	3,867	3,239	92,115
1997/98	2,514	5,394	7,701	5,043	4,991	3,612	2,782	3,088	2,709	1,862	1,513	1,408	42,617
1998/99	1,471	1,339	1,267	2,033	1,733	2,391	2,449	2,085	1,693	2,432	1,651	2,387	22,933
1999/00	2,318	2,212	2,190	2,180	1,928	1,591	2,738	2,545	1,961	1,388	1,142	1,139	23,331
2000/01	3,978	3,402	4,480	7,034	4,111	4,083	3,166	1,921	1,495	1,246	1,199	1,266	37,379
2001/02	1,146	1,179	1,131	1,137	0,972	1,424	1,435	3,065	1,862	1,841	2,752	1,987	19,930
2002/03	2,340	3,676	4,901	5,610	23,124	10,815	12,117	14,066	7,267	5,261	4,400	9,891	103,469
2003/04	9,701	9,690	7,376	5,764	9,031	15,994	16,545	13,928	8,028	6,395	4,672	6,305	113,428
2004/05	5,171	3,767	4,019	3,059	2,487	2,191	1,984	2,498	1,751	1,434	1,446	1,545	31,352
2005/06	1,631	4,254	2,565	2,686	6,838	3,788	2,632	1,847	2,297	2,298	1,645	7,617	40,099

1836. Río Aranda bajo

1940/2005
(hm³)

Serie completa

	Oct	Nov	Dic	Ene	Feb	Mar	Abr	May	Jun	Jul	Ago	Sep	Total
Máximo	15,161	21,813	24,265	30,258	23,124	17,031	27,979	20,132	37,045	12,531	7,825	11,450	141,292
Mínimo	0,895	1,028	1,131	1,137	0,972	1,357	0,990	1,260	1,129	1,000	1,142	1,082	19,758
Media	2,867	3,456	4,321	4,694	4,018	4,389	4,895	4,555	4,153	2,824	2,416	2,763	45,352

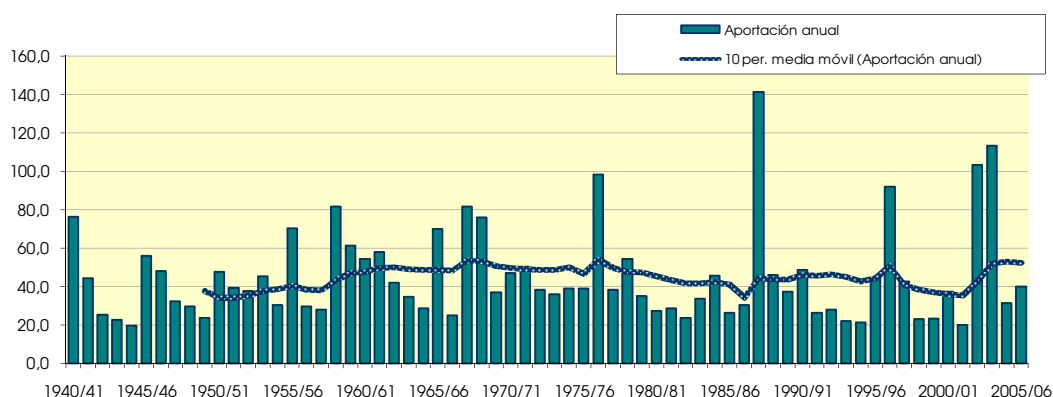
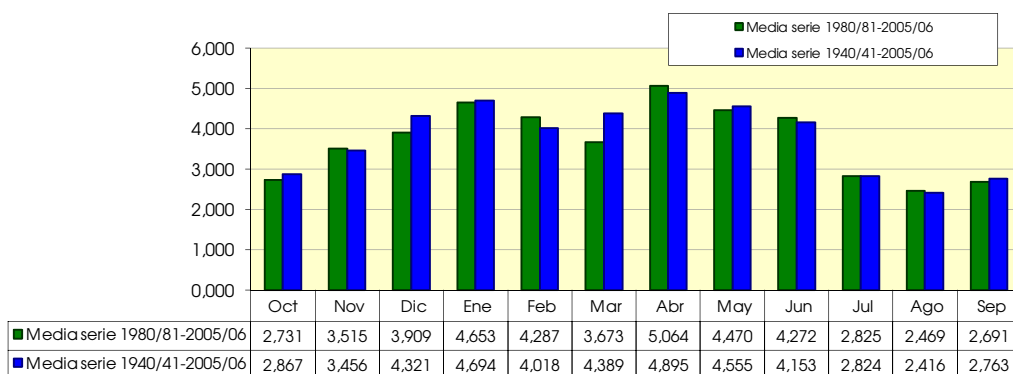
Percentil 1%	0,928	1,110	1,219	1,267	1,132	1,385	1,117	1,325	1,265	1,123	1,158	1,087	19,870
Percentil 5%	1,143	1,180	1,768	1,745	1,477	1,462	1,413	1,647	1,455	1,342	1,265	1,144	22,316
Percentil 10%	1,187	1,465	1,940	1,864	1,632	1,581	1,528	1,872	1,599	1,411	1,400	1,264	23,497
Percentil 25%	1,476	1,976	2,181	2,186	2,061	2,150	2,130	2,203	1,988	1,846	1,646	1,506	28,615
Percentil 50%	2,100	2,531	2,999	3,294	3,052	3,092	3,170	3,027	2,612	2,318	2,124	1,920	38,427
Desviación típica	2,478	3,327	3,511	4,889	3,242	3,451	4,675	3,703	4,773	1,765	1,153	2,278	24,454
Coef. variación	0,864	0,963	0,813	1,042	0,807	0,786	0,955	0,813	1,149	0,625	0,477	0,824	0,539

1980/2005
(hm³)

Serie para asignación y reserva

	Oct	Nov	Dic	Ene	Feb	Mar	Abr	May	Jun	Jul	Ago	Sep	Total
Máximo	9,701	16,138	8,913	30,258	23,124	15,994	27,979	14,980	37,045	12,531	7,825	9,891	141,292
Mínimo	0,895	1,154	1,131	1,137	0,972	1,357	0,990	1,260	1,129	1,000	1,142	1,125	19,930
Media	2,731	3,515	3,909	4,653	4,287	3,673	5,064	4,470	4,272	2,825	2,469	2,691	44,559

Percentil 1%	0,957	1,157	1,165	1,260	1,092	1,367	1,039	1,343	1,181	1,047	1,148	1,129	20,292
Percentil 5%	1,143	1,168	1,403	1,656	1,455	1,406	1,248	1,658	1,369	1,204	1,174	1,144	21,567
Percentil 10%	1,146	1,259	1,827	1,759	1,494	1,443	1,438	1,884	1,478	1,292	1,323	1,213	22,535
Percentil 25%	1,398	2,157	2,154	1,959	1,782	1,782	1,838	2,031	1,779	1,712	1,616	1,487	26,286
Percentil 50%	2,303	2,531	2,572	2,588	2,769	2,673	2,631	2,886	2,281	2,086	1,805	1,610	32,528
Desviación típica	1,934	3,151	2,418	5,828	4,413	3,211	6,091	3,988	6,940	2,451	1,581	2,308	31,598
Coef. variación	0,708	0,896	0,619	1,252	1,029	0,874	1,203	0,892	1,624	0,868	0,640	0,858	0,709



1838. Río Jalón aguas arriba de río Gricio

1940/2005
(hm³)

Serie completa

	Oct	Nov	Dic	Ene	Feb	Mar	Abr	May	Jun	Jul	Ago	Sep	Total
Máximo	92,603	133,330	98,518	165,551	105,686	122,778	175,457	179,638	262,180	95,163	73,127	78,024	1.062,839
Mínimo	12,917	14,298	17,575	16,356	14,196	14,743	11,720	12,987	13,823	12,790	12,967	13,343	202,721
Media	33,115	35,899	38,746	43,365	38,788	43,616	44,320	47,520	40,107	29,830	27,597	30,716	453,620

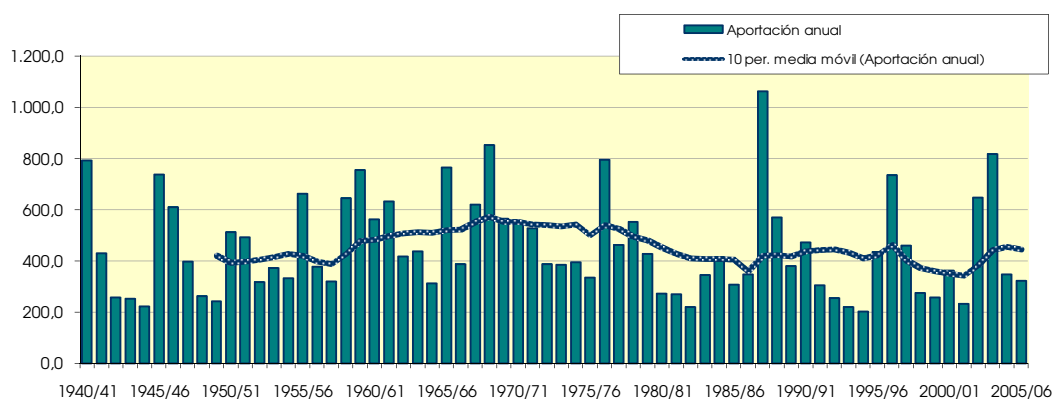
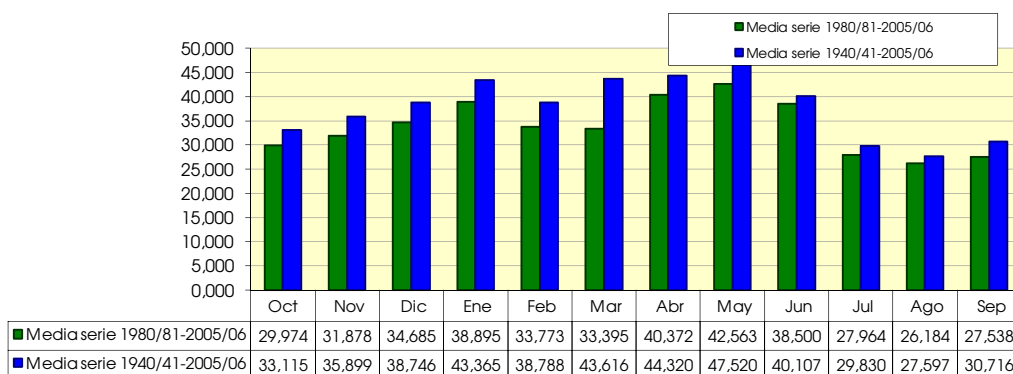
Percentil 1%	13,317	15,278	18,357	17,026	15,260	15,407	12,726	13,218	14,002	13,242	13,460	13,681	214,401
Percentil 5%	16,187	18,193	20,232	18,467	17,009	17,382	14,937	15,531	16,070	14,886	15,735	14,579	224,657
Percentil 10%	19,372	20,116	22,354	20,620	18,262	17,931	15,809	17,831	19,268	17,499	17,789	17,000	254,562
Percentil 25%	24,151	24,346	26,044	23,436	22,466	24,322	24,024	23,291	23,454	20,640	19,543	20,252	315,137
Percentil 50%	28,494	28,653	33,332	35,815	33,703	35,805	33,035	31,074	31,279	26,311	25,730	25,272	396,685
Desviación típica	14,614	20,035	16,770	31,167	21,489	26,433	33,115	36,686	32,830	13,866	10,567	14,643	190,258
Coef. variación	0,441	0,558	0,433	0,719	0,554	0,606	0,747	0,772	0,819	0,465	0,383	0,477	0,419

1980/2005
(hm³)

Serie para asignación y reserva

	Oct	Nov	Dic	Ene	Feb	Mar	Abr	May	Jun	Jul	Ago	Sep	Total
Máximo	61,950	94,685	77,115	164,083	93,858	102,428	175,457	139,039	262,180	95,163	73,127	63,167	1.062,839
Mínimo	12,917	15,806	17,575	16,356	14,196	14,743	11,720	12,987	13,823	12,790	12,967	13,863	202,721
Media	29,974	31,878	34,685	38,895	33,773	33,395	40,372	42,563	38,500	27,964	26,184	27,538	405,721

Percentil 1%	13,709	16,319	17,875	16,614	14,605	14,998	12,520	13,492	13,892	12,964	13,653	13,960	207,213
Percentil 5%	16,187	17,917	19,120	17,494	16,078	15,878	14,937	15,112	14,425	13,782	16,148	14,579	220,786
Percentil 10%	17,690	18,954	20,315	18,800	17,203	16,798	15,319	16,353	16,946	15,950	17,863	16,095	226,675
Percentil 25%	22,186	23,051	23,070	20,803	18,693	19,544	17,792	21,566	20,849	19,236	18,873	17,982	270,941
Percentil 50%	27,679	27,145	28,867	25,878	32,588	27,747	26,007	25,455	24,749	22,043	21,162	22,153	346,239
Desviación típica	11,765	16,783	15,835	31,286	18,082	19,469	37,290	34,393	47,671	17,201	12,671	13,774	208,124
Coef. variación	0,393	0,526	0,457	0,804	0,535	0,583	0,924	0,808	1,238	0,615	0,484	0,500	0,513



1840. Río Jalón en Grisen

1940/2005
(hm³)

Serie completa

	Oct	Nov	Dic	Ene	Feb	Mar	Abr	May	Jun	Jul	Ago	Sep	Total
Máximo	114,809	152,712	115,610	192,454	114,418	133,027	207,041	206,984	292,111	107,731	81,624	93,271	1,207,242
Mínimo	14,436	15,797	19,170	17,824	15,574	16,515	13,430	14,794	15,679	14,783	14,746	15,071	229,552
Media	37,505	39,971	43,193	48,095	42,891	48,204	50,161	53,955	45,244	33,526	30,783	34,487	508,014

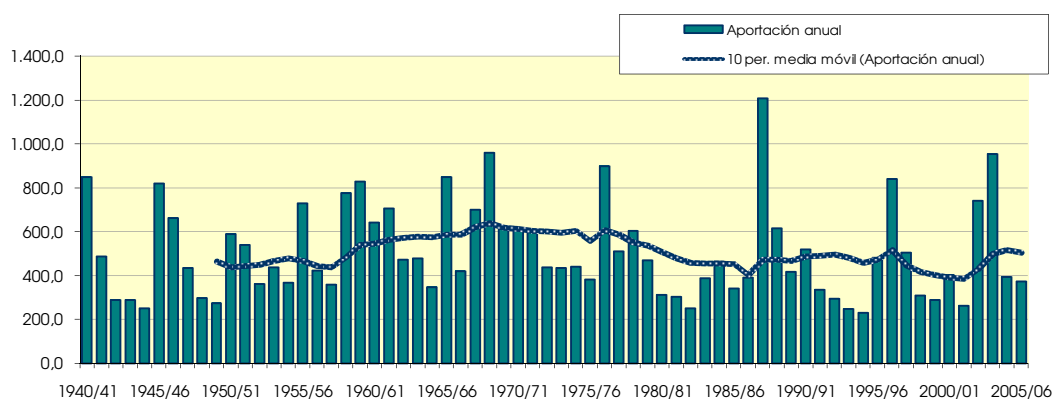
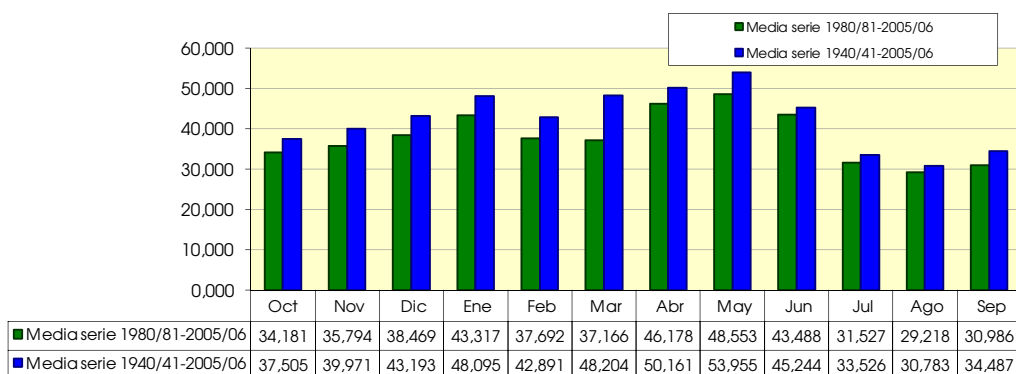
Percentil 1%	14,832	16,862	20,341	18,814	16,936	16,951	14,490	15,236	15,808	15,138	15,445	15,440	241,679
Percentil 5%	18,129	20,173	22,646	20,513	18,882	19,212	16,855	17,540	18,182	16,724	17,640	16,853	253,552
Percentil 10%	21,583	22,409	24,573	22,786	20,521	20,068	18,068	20,456	21,830	19,717	19,708	19,057	288,539
Percentil 25%	26,940	27,573	28,767	25,790	24,766	27,437	26,834	26,694	26,544	23,150	22,129	22,557	350,705
Percentil 50%	31,960	32,278	36,410	39,318	37,384	39,022	37,290	34,808	35,537	29,884	28,627	28,136	439,770
Desviación típica	17,575	22,879	19,214	35,059	23,340	29,228	38,817	41,844	36,816	15,578	11,653	16,754	213,941
Coef. variación	0,469	0,572	0,445	0,729	0,544	0,606	0,774	0,776	0,814	0,465	0,379	0,486	0,421

1980/2005
(hm³)

Serie para asignación y reserva

	Oct	Nov	Dic	Ene	Feb	Mar	Abr	May	Jun	Jul	Ago	Sep	Total
Máximo	67,137	108,314	90,020	188,653	103,112	121,578	207,041	160,622	292,111	107,731	81,624	69,380	1,207,242
Mínimo	14,436	17,436	19,170	17,824	15,574	16,515	13,430	14,794	15,679	14,783	14,746	15,639	229,552
Media	34,181	35,794	38,469	43,317	37,692	37,166	46,178	48,553	43,488	31,527	29,218	30,986	456,567

Percentil 1%	15,346	18,039	19,620	18,205	16,098	16,683	14,250	15,371	15,729	14,919	15,428	15,899	234,216
Percentil 5%	18,129	19,887	21,387	19,473	17,929	17,403	16,738	17,164	16,237	15,600	17,965	16,853	248,789
Percentil 10%	19,496	21,175	22,657	20,910	19,055	18,611	17,351	18,756	19,078	18,039	20,041	18,151	256,578
Percentil 25%	24,672	25,649	25,137	22,961	20,973	21,833	20,037	24,210	23,798	21,883	21,017	20,455	305,345
Percentil 50%	31,565	30,042	32,121	28,804	35,870	31,493	28,971	30,472	28,239	24,383	23,865	24,431	389,417
Desviación típica	13,636	19,075	17,919	35,823	20,235	22,647	44,187	39,844	53,213	19,546	14,145	15,416	238,418
Coef. variación	0,399	0,533	0,466	0,827	0,537	0,609	0,957	0,821	1,224	0,620	0,484	0,498	0,522



1845. Río Jiloca aguas abajo de río Pancrudo (Qe)

1940/2005
(hm³)

Serie completa

	Oct	Nov	Dic	Ene	Feb	Mar	Abr	May	Jun	Jul	Ago	Sep	Total
Máximo	27,270	31,642	27,821	37,403	31,014	30,694	46,876	50,533	41,556	21,625	19,461	20,612	247,932
Mínimo	4,666	5,223	5,652	4,961	4,190	4,656	3,061	2,706	2,678	2,339	2,707	3,894	54,044
Media	10,904	11,939	12,710	12,698	11,084	12,427	10,344	10,229	9,398	6,650	6,634	8,157	123,173

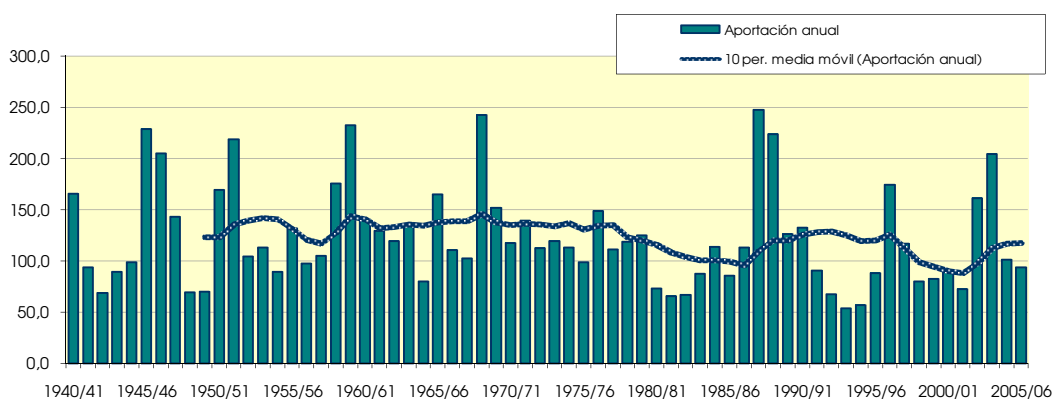
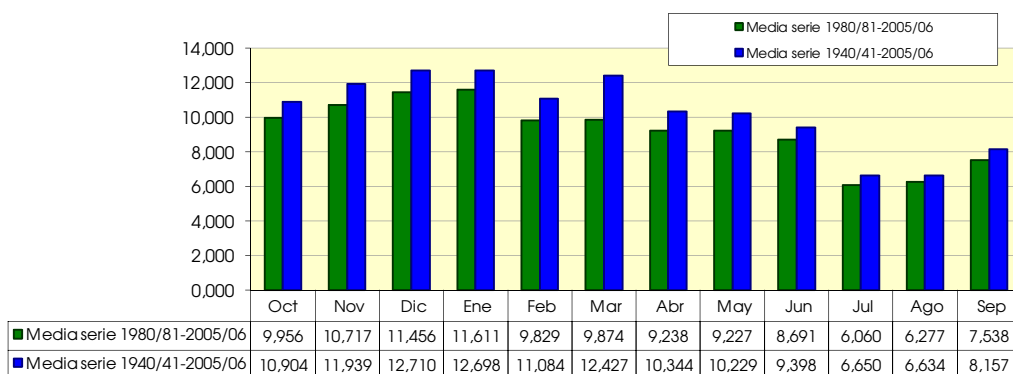
Percentil 1%	4,792	5,321	6,180	5,475	4,737	4,756	3,256	2,760	3,081	2,556	2,823	3,907	55,745
Percentil 5%	5,460	5,971	6,717	6,210	5,515	5,592	3,601	3,499	3,795	2,979	3,368	4,073	66,974
Percentil 10%	6,176	6,657	7,624	6,732	5,911	5,740	4,337	3,951	4,201	3,305	3,835	4,531	69,643
Percentil 25%	7,270	8,158	8,676	8,123	7,090	7,804	5,563	4,887	5,822	4,422	4,684	5,505	89,495
Percentil 50%	9,901	10,363	11,765	11,326	9,757	11,156	7,638	7,203	7,532	5,727	5,740	7,286	113,220
Desviación típica	4,904	5,320	4,899	6,378	5,385	6,091	8,570	8,471	5,920	3,444	3,023	3,642	48,568
Coef. variación	0,450	0,446	0,385	0,502	0,486	0,490	0,829	0,828	0,630	0,518	0,456	0,446	0,394

1980/2005
(hm³)

Serie para asignación y reserva

	Oct	Nov	Dic	Ene	Feb	Mar	Abr	May	Jun	Jul	Ago	Sep	Total
Máximo	24,656	25,504	23,808	37,403	21,680	19,355	32,302	37,319	41,556	21,625	19,461	20,612	247,932
Mínimo	4,666	5,374	5,652	4,961	4,190	4,656	3,061	2,706	2,678	2,339	2,707	3,914	54,044
Media	9,956	10,717	11,456	11,611	9,829	9,874	9,238	9,227	8,691	6,060	6,277	7,538	110,473

Percentil 1%	4,839	5,443	5,855	5,159	4,400	4,695	3,142	2,727	2,833	2,423	2,752	3,943	54,698
Percentil 5%	5,376	5,684	6,509	5,795	5,123	4,883	3,433	2,868	3,362	2,697	3,073	4,073	58,936
Percentil 10%	5,493	6,211	6,789	6,190	5,508	5,334	3,628	3,288	3,662	2,831	3,723	4,254	66,224
Percentil 25%	6,831	7,060	8,087	6,948	5,990	6,433	4,690	4,112	4,840	3,762	3,944	4,611	74,940
Percentil 50%	9,358	9,944	9,995	9,571	9,664	8,870	6,142	6,016	6,247	4,819	5,060	6,303	90,573
Desviación típica	4,344	4,833	4,846	7,113	4,295	4,380	8,043	8,732	7,732	4,110	3,664	3,776	51,833
Coef. variación	0,436	0,451	0,423	0,613	0,437	0,444	0,871	0,946	0,890	0,678	0,584	0,501	0,469



1847. Río Jalón bajo

1940/2005
(hm³)

Serie completa

	Oct	Nov	Dic	Ene	Feb	Mar	Abr	May	Jun	Jul	Ago	Sep	Total
Máximo	115,225	153,184	115,986	193,038	114,587	133,139	207,477	207,795	292,377	107,880	81,699	93,834	1,209,624
Mínimo	14,463	15,826	19,201	17,859	15,608	16,553	13,469	14,839	15,721	14,842	14,804	15,118	230,306
Media	37,599	40,083	43,310	48,218	42,984	48,295	50,279	54,081	45,358	33,600	30,851	34,568	509,226

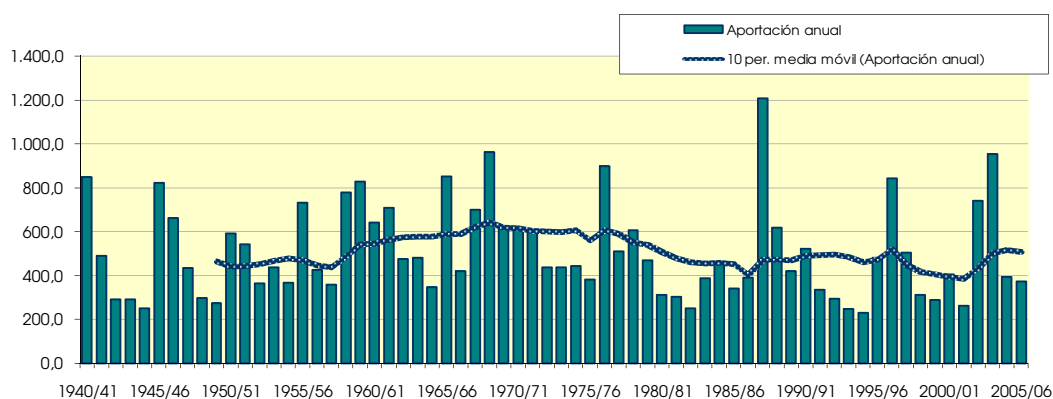
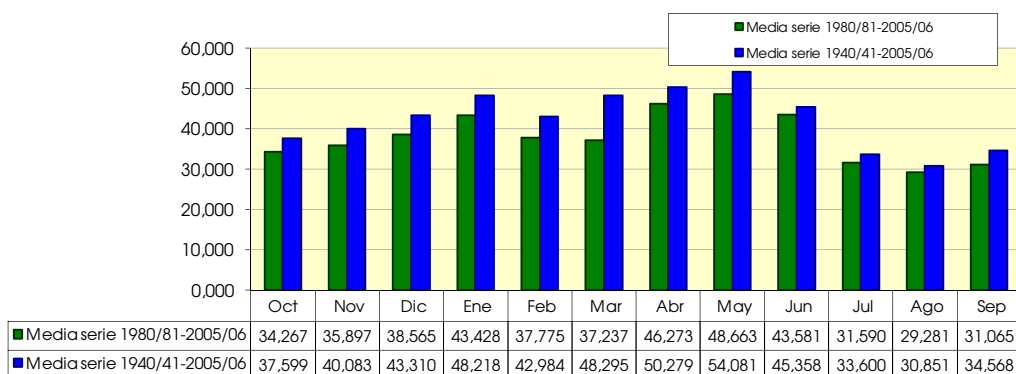
Percentil 1%	14,857	16,891	20,406	18,854	16,973	16,998	14,525	15,280	15,851	15,188	15,510	15,478	242,357
Percentil 5%	18,165	20,213	22,733	20,546	18,914	19,243	16,902	17,586	18,244	16,774	17,679	16,921	254,410
Percentil 10%	21,625	22,497	24,610	22,821	20,566	20,114	18,124	20,506	21,887	19,758	19,745	19,126	289,495
Percentil 25%	26,999	27,674	28,812	25,945	24,798	27,489	26,881	26,833	26,593	23,217	22,181	22,597	351,525
Percentil 50%	32,053	32,471	36,514	39,377	37,428	39,087	37,362	34,877	35,603	29,961	28,681	28,190	440,992
Desviación típica	17,639	22,950	19,272	35,160	23,384	29,279	38,930	41,936	36,869	15,599	11,663	16,804	214,374
Coef. variación	0,469	0,573	0,445	0,729	0,544	0,606	0,774	0,775	0,813	0,464	0,378	0,486	0,421

1980/2005
(hm³)

Serie para asignación y reserva

	Oct	Nov	Dic	Ene	Feb	Mar	Abr	May	Jun	Jul	Ago	Sep	Total
Máximo	67,209	108,651	90,341	189,320	103,265	121,844	207,477	160,804	292,377	107,880	81,699	69,429	1,209,624
Mínimo	14,463	17,464	19,201	17,859	15,608	16,553	13,469	14,839	15,721	14,842	14,804	15,672	230,306
Media	34,267	35,897	38,565	43,428	37,775	37,237	46,273	48,663	43,581	31,590	29,281	31,065	457,621

Percentil 1%	15,375	18,070	19,665	18,241	16,133	16,724	14,289	15,415	15,771	14,975	15,480	15,944	234,941
Percentil 5%	18,165	19,926	21,474	19,519	17,966	17,451	16,779	17,209	16,280	15,646	18,001	16,921	249,479
Percentil 10%	19,543	21,207	22,739	20,957	19,085	18,645	17,409	18,805	19,126	18,086	20,087	18,188	257,443
Percentil 25%	24,706	25,724	25,183	23,000	21,014	21,889	20,092	24,278	23,873	21,942	21,073	20,515	306,279
Percentil 50%	31,671	30,098	32,181	28,841	35,941	31,557	29,063	30,617	28,376	24,428	23,935	24,473	390,476
Desviación típica	13,677	19,123	17,970	35,968	20,284	22,689	44,267	39,893	53,253	19,564	14,152	15,446	238,812
Coef. variación	0,399	0,533	0,466	0,828	0,537	0,609	0,957	0,820	1,222	0,619	0,483	0,497	0,522



1849. Río Jalón, azud bombeo Jalón-Tranquera

1940/2005

(hm³)

Serie completa

	Oct	Nov	Dic	Ene	Feb	Mar	Abr	May	Jun	Jul	Ago	Sep	Total
Máximo	14,355	32,270	15,989	54,241	31,962	33,151	56,105	49,964	72,644	11,574	10,029	20,774	225,834
Mínimo	1,106	1,620	1,979	1,592	1,505	1,729	1,528	1,476	1,461	1,267	1,250	1,195	18,705
Media	4,323	5,037	5,528	8,146	6,993	8,085	9,129	10,415	6,594	4,180	3,808	4,459	76,697

Percentil 1%	1,278	1,638	2,043	1,734	1,668	1,730	1,613	1,797	1,715	1,397	1,542	1,459	23,296
Percentil 5%	1,758	2,007	2,120	1,893	1,853	1,811	1,965	2,301	2,007	1,757	1,795	1,822	29,057
Percentil 10%	2,109	2,201	2,267	2,031	2,075	2,129	2,222	2,796	2,566	2,006	2,014	2,129	33,430
Percentil 25%	2,811	2,822	2,967	2,747	2,843	2,922	3,785	3,608	3,209	2,680	2,516	2,504	40,333
Percentil 50%	3,553	3,555	4,174	4,561	4,538	4,821	6,178	5,621	5,115	3,487	3,315	3,413	60,814
Desviación típica	2,412	4,905	3,713	10,606	6,386	7,911	9,318	11,210	9,009	2,252	1,767	3,210	46,482
Coef. variación	0,558	0,974	0,672	1,302	0,913	0,979	1,021	1,076	1,366	0,539	0,464	0,720	0,606

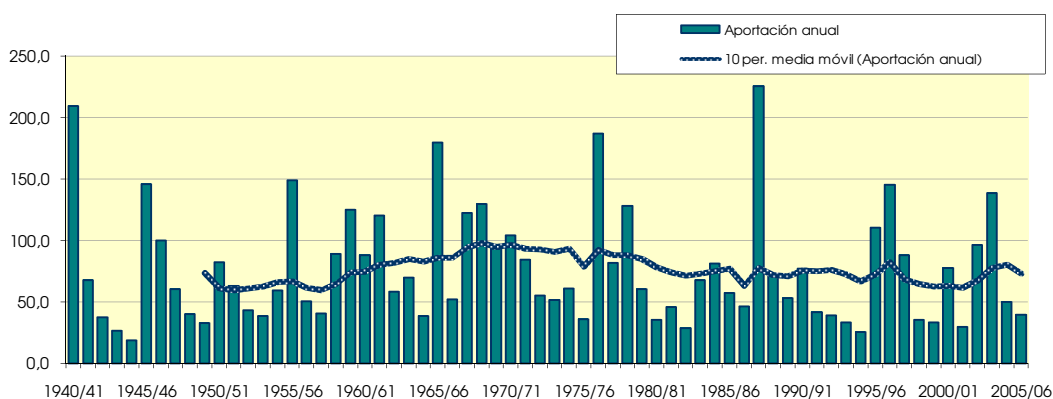
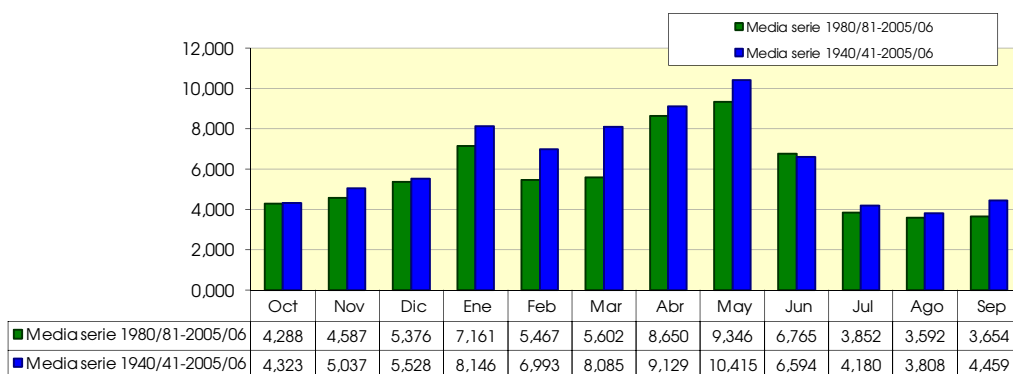
1980/2005

(hm³)

Serie para asignación y reserva

	Oct	Nov	Dic	Ene	Feb	Mar	Abr	May	Jun	Jul	Ago	Sep	Total
Máximo	9,190	24,948	15,989	40,073	21,563	26,045	56,105	31,500	72,644	11,574	10,029	9,053	225,834
Mínimo	1,371	1,647	1,979	1,810	1,775	1,731	1,658	1,970	1,852	1,468	1,699	1,601	25,768
Media	4,288	4,587	5,376	7,161	5,467	5,602	8,650	9,346	6,765	3,852	3,592	3,654	68,339

Percentil 1%	1,465	1,796	2,032	1,835	1,797	1,746	1,772	2,045	1,858	1,518	1,702	1,640	26,527
Percentil 5%	1,760	2,248	2,209	1,934	1,915	1,791	2,132	2,301	1,897	1,683	1,767	1,808	29,057
Percentil 10%	1,948	2,315	2,267	2,031	2,075	1,968	2,214	2,447	2,060	1,797	2,014	1,983	31,559
Percentil 25%	2,835	2,771	2,587	2,349	2,475	2,460	2,708	3,191	2,967	2,362	2,259	2,306	36,553
Percentil 50%	3,480	3,003	3,440	3,232	4,339	3,759	4,700	4,544	3,566	2,974	2,948	3,074	51,525
Desviación típica	2,296	4,526	4,207	9,274	4,347	5,389	11,158	9,542	13,563	2,465	1,932	1,939	45,815
Coef. variación	0,536	0,987	0,783	1,295	0,795	0,962	1,290	1,021	2,005	0,640	0,538	0,531	0,670



1850. Río Perejiles

(hm ²)	Oct	Nov	Dic	Ene	Feb	Mar	Abr	May	Jun	Jul	Ago	Sep	Total
1940/41	1,180	0,573	0,397	1,217	0,987	1,051	1,820	2,536	1,545	0,892	0,738	0,672	13,609
1941/42	0,503	0,594	0,437	0,427	0,527	0,812	2,965	1,576	0,946	0,631	0,626	0,681	10,724
1942/43	0,542	0,563	0,475	0,453	0,365	0,394	0,443	0,454	0,413	0,628	0,605	0,716	6,051
1943/44	0,555	0,431	1,041	0,641	0,541	0,399	0,356	1,461	1,602	1,074	0,618	0,594	9,313
1944/45	0,702	0,478	0,424	0,479	0,415	0,400	0,359	0,450	0,511	0,438	0,394	0,320	5,370
1945/46	0,235	0,681	0,747	0,863	0,706	1,986	4,850	9,236	4,794	2,134	1,037	0,681	27,950
1946/47	0,502	0,442	0,461	0,561	4,198	2,545	1,208	2,134	1,353	0,878	0,715	3,231	18,228
1947/48	1,296	0,631	0,467	0,939	0,782	0,604	0,554	0,671	0,528	0,419	0,427	0,362	7,678
1948/49	0,314	0,279	0,321	0,301	0,305	0,506	0,341	2,086	0,855	0,590	0,530	2,674	9,103
1949/50	1,184	0,725	0,494	0,366	0,320	0,315	0,445	1,111	0,837	0,572	0,402	0,310	7,079
1950/51	0,262	0,281	2,105	2,112	1,806	2,379	3,534	2,675	1,942	1,084	0,661	1,019	19,860
1951/52	1,583	1,073	0,714	0,704	0,817	0,957	1,094	0,816	0,609	1,264	1,030	0,567	11,228
1952/53	0,395	0,377	0,422	0,383	0,337	0,308	0,767	0,439	2,683	0,937	0,608	0,453	8,109
1953/54	0,812	0,583	0,513	0,417	0,412	3,125	1,526	5,368	3,524	1,632	0,784	0,496	19,192
1954/55	0,397	0,598	0,448	0,866	1,185	0,755	0,530	0,760	0,777	0,716	0,819	0,646	8,495
1955/56	0,533	0,529	1,116	0,685	0,497	2,400	1,509	5,502	2,602	1,183	0,833	1,051	18,440
1956/57	0,662	0,685	0,513	0,374	0,366	0,469	0,671	1,377	2,830	1,633	0,845	0,578	11,003
1957/58	1,141	0,943	0,569	0,662	0,533	0,604	0,578	0,586	0,754	0,552	0,446	0,504	7,873
1958/59	0,422	0,485	3,230	1,689	1,577	5,990	3,733	6,206	4,002	2,000	0,995	2,191	32,521
1959/60	1,832	1,574	1,972	2,159	2,267	3,856	1,784	1,179	0,884	0,667	0,553	0,533	19,261
1960/61	3,066	1,851	2,250	1,936	1,109	0,727	0,850	0,751	0,636	0,632	0,553	1,144	15,504
1961/62	0,951	3,920	1,922	1,650	2,813	1,952	1,688	1,425	1,331	0,875	0,652	1,246	20,425
1962/63	1,277	0,923	0,720	0,653	0,876	1,214	1,143	0,734	0,644	0,566	0,469	1,794	11,013
1963/64	0,921	1,117	1,038	0,608	1,796	1,587	1,221	0,959	0,979	0,811	0,555	0,445	12,035
1964/65	0,386	0,399	0,457	0,462	0,609	1,645	0,734	0,575	0,449	0,388	0,348	0,335	6,787
1965/66	2,255	1,654	1,164	3,060	2,967	1,644	1,521	2,240	1,494	0,854	0,608	0,531	19,992
1966/67	1,220	1,295	0,773	0,547	0,579	0,499	0,446	0,419	0,379	0,379	0,356	0,307	7,201
1967/68	0,577	4,974	2,046	0,885	1,038	5,025	2,740	1,698	0,987	0,647	0,526	0,425	21,569
1968/69	0,366	2,390	2,013	1,387	1,615	3,710	8,141	4,081	2,258	1,352	0,823	1,439	29,575
1969/70	1,320	0,892	0,896	1,710	1,313	1,152	0,813	0,721	0,848	0,698	0,495	0,372	11,229
1970/71	0,342	0,397	0,479	0,529	0,390	0,594	1,797	5,203	2,963	1,420	0,900	0,625	15,638
1971/72	0,689	0,648	2,894	1,987	1,346	1,855	1,125	0,890	0,887	0,706	0,718	3,130	16,876
1972/73	1,845	1,198	0,687	0,498	0,451	0,431	0,718	0,517	1,476	1,244	0,772	0,528	10,365
1973/74	0,424	0,321	0,411	0,384	0,773	3,317	2,444	1,666	0,963	0,658	0,875	0,600	12,836
1974/75	0,510	0,554	0,458	0,356	0,346	0,822	1,894	3,310	2,085	1,141	1,225	1,010	13,711
1975/76	0,628	0,431	1,387	0,586	1,170	0,823	1,148	0,898	0,649	0,455	0,630	0,450	9,255
1976/77	0,634	0,522	1,487	4,466	2,547	3,478	1,782	4,782	4,306	2,268	1,164	0,729	28,166
1977/78	0,580	0,515	0,591	0,628	0,707	1,035	1,219	1,586	1,663	1,023	0,607	0,468	10,621
1978/79	0,383	0,313	0,420	0,994	0,990	1,297	1,704	3,474	1,964	0,974	0,691	0,920	14,125
1979/80	1,405	1,183	0,773	0,541	1,056	1,355	0,787	1,831	1,313	0,712	0,620	0,534	12,108
1980/81	0,426	0,585	0,488	0,413	0,382	0,383	2,776	1,214	0,729	0,488	0,375	0,413	8,673
1981/82	0,319	0,274	0,477	0,435	0,915	0,573	0,425	2,064	1,035	0,779	0,758	0,464	8,519
1982/83	0,947	0,666	0,482	0,381	0,325	0,381	0,382	0,355	0,399	0,435	0,724	0,419	5,897
1983/84	0,297	0,434	0,416	0,353	0,509	0,935	0,558	4,213	1,950	0,853	0,475	0,340	11,332
1984/85	0,289	2,799	1,543	0,762	0,710	0,665	0,503	0,940	0,797	0,567	0,511	0,429	10,516
1985/86	0,318	0,295	0,385	0,394	0,758	0,798	1,173	1,286	1,020	0,533	0,445	1,277	8,682
1986/87	1,931	0,845	0,522	1,198	1,632	1,103	0,645	0,741	0,586	0,541	0,510	0,580	10,833
1987/88	1,069	1,166	1,329	2,294	1,512	0,800	6,231	6,839	8,986	3,949	1,676	0,921	36,772
1988/89	0,695	0,707	0,522	0,424	0,499	0,904	1,151	1,596	1,018	0,639	0,583	0,494	9,231
1989/90	0,377	0,600	0,870	0,740	0,499	0,471	0,431	0,625	0,813	0,614	0,502	0,952	7,494
1990/91	0,881	0,678	0,581	0,515	1,710	1,705	3,333	1,859	1,063	0,649	0,511	1,937	15,422
1991/92	1,335	0,688	0,496	0,353	0,298	0,369	0,336	0,435	1,317	0,644	0,595	0,381	7,246
1992/93	1,749	0,817	0,535	0,379	0,332	0,491	0,468	0,625	0,505	0,368	0,311	0,959	7,539
1993/94	1,300	0,711	0,442	0,357	0,418	0,401	0,341	0,418	0,379	0,369	0,381	0,427	5,946
1994/95	0,982	0,657	0,419	0,322	0,304	0,341	0,335	0,602	0,483	0,394	0,741	0,444	6,024
1995/96	0,291	0,660	1,218	1,637	2,200	1,399	0,806	1,114	0,740	0,526	0,512	0,432	11,534
1996/97	0,319	0,757	2,996	3,776	2,088	0,967	1,706	2,538	1,728	1,535	1,167	0,781	20,357
1997/98	0,550	0,597	1,316	0,748	0,485	0,419	0,573	0,998	0,794	0,544	0,446	0,382	7,851
1998/99	0,413	0,374	0,312	0,274	0,368	1,013	1,282	0,706	0,783	1,265	0,655	0,670	8,116
1999/00	0,614	0,482	0,370	0,298	0,261	0,374	0,656	1,896	1,218	0,683	0,427	0,344	7,625
2000/01	1,026	0,872	0,566	0,730	0,569	0,836	0,519	0,458	0,425	0,386	0,405	0,432	7,223
2001/02	0,320	0,296	0,260	0,228	0,223	0,240	0,291	0,996	1,321	0,766	0,843	0,659	6,444
2002/03	1,284	0,779	0,692	0,804	2,308	2,683	2,613	5,814	4,065	1,752	0,953	2,082	25,828
2003/04	1,462	1,311	0,800	0,681	2,502	5,418	7,229	6,438	3,697	1,960	1,071	0,729	33,298
2004/05	0,700	0,550	0,536	0,433	0,390	0,375	0,425	0,893	0,676	0,496	0,380	0,601	6,453
2005/06	0,702	1,103	0,944	0,711	1,601	0,996	0,905	0,612	2,102	1,630	0,803	1,729	13,838

1850. Río Perejiles

1940/2005
(hm³)

Serie completa

	Oct	Nov	Dic	Ene	Feb	Mar	Abr	May	Jun	Jul	Ago	Sep	Total
Máximo	3,066	4,974	3,230	4,466	4,198	5,990	8,141	9,236	8,986	3,949	1,676	3,231	36,772
Mínimo	0,235	0,274	0,260	0,228	0,223	0,240	0,291	0,355	0,379	0,368	0,311	0,307	5,370
Media	0,840	0,875	0,898	0,906	1,019	1,349	1,501	1,980	1,529	0,926	0,667	0,827	13,315

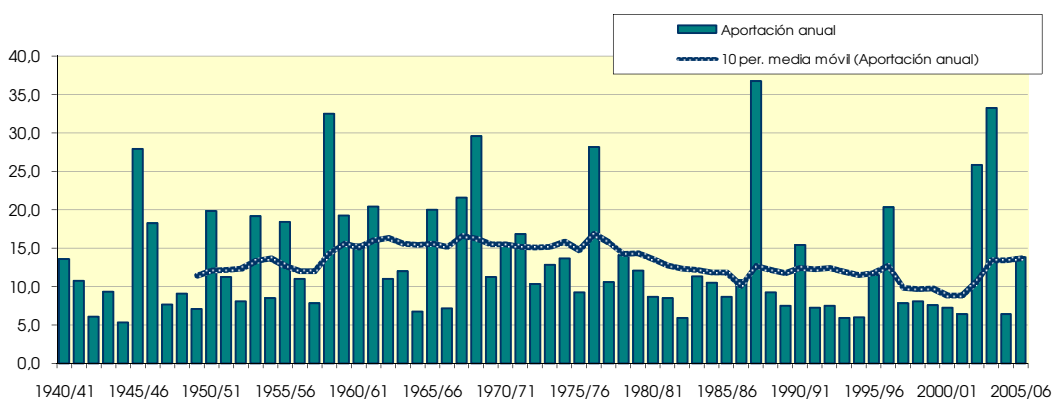
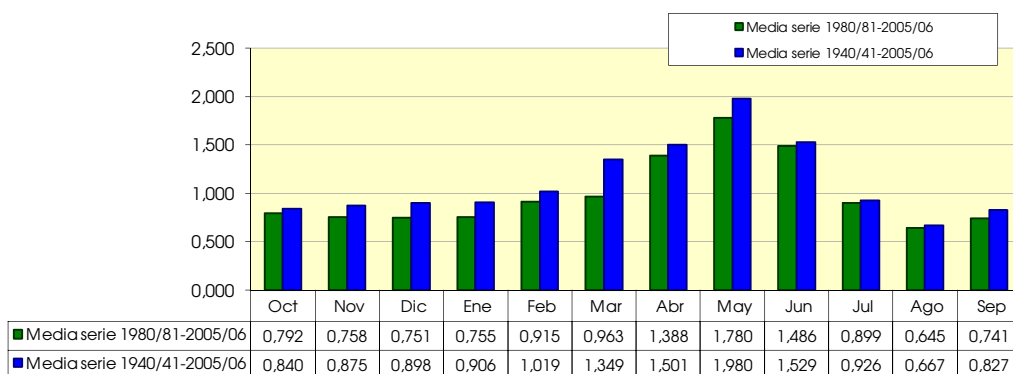
Percentil 1%	0,253	0,278	0,294	0,258	0,248	0,285	0,320	0,396	0,379	0,369	0,335	0,309	5,712
Percentil 5%	0,292	0,296	0,374	0,306	0,304	0,348	0,341	0,436	0,416	0,386	0,376	0,336	6,030
Percentil 10%	0,318	0,348	0,413	0,355	0,328	0,378	0,371	0,456	0,494	0,427	0,398	0,367	6,620
Percentil 25%	0,401	0,483	0,459	0,414	0,413	0,476	0,522	0,709	0,732	0,555	0,497	0,435	7,856
Percentil 50%	0,648	0,653	0,568	0,618	0,709	0,870	0,999	1,197	1,002	0,702	0,613	0,587	10,918
Desviación típica	0,560	0,797	0,689	0,824	0,815	1,279	1,585	1,933	1,409	0,603	0,253	0,650	7,454
Coef. variación	0,667	0,911	0,767	0,910	0,800	0,948	1,056	0,977	0,922	0,651	0,379	0,786	0,560

1980/2005
(hm³)

Serie para asignación y reserva

	Oct	Nov	Dic	Ene	Feb	Mar	Abr	May	Jun	Jul	Ago	Sep	Total
Máximo	1,931	2,799	2,996	3,776	2,502	5,418	7,229	6,839	8,986	3,949	1,676	2,082	36,772
Mínimo	0,289	0,274	0,260	0,228	0,223	0,240	0,291	0,355	0,379	0,368	0,311	0,340	5,897
Media	0,792	0,758	0,751	0,755	0,915	0,963	1,388	1,780	1,486	0,899	0,645	0,741	11,873

Percentil 1%	0,290	0,280	0,273	0,239	0,232	0,265	0,302	0,370	0,384	0,368	0,327	0,341	5,909
Percentil 5%	0,292	0,296	0,327	0,280	0,271	0,348	0,336	0,422	0,406	0,373	0,376	0,353	5,965
Percentil 10%	0,307	0,335	0,377	0,310	0,301	0,371	0,339	0,447	0,454	0,390	0,380	0,381	6,234
Percentil 25%	0,334	0,559	0,451	0,363	0,371	0,388	0,426	0,625	0,690	0,504	0,445	0,427	7,308
Percentil 50%	0,698	0,672	0,528	0,434	0,504	0,732	0,609	0,997	0,916	0,627	0,512	0,537	8,596
Desviación típica	0,484	0,487	0,572	0,769	0,743	1,051	1,774	1,887	1,782	0,771	0,306	0,493	8,240
Coef. variación	0,612	0,643	0,762	1,018	0,812	1,091	1,278	1,060	1,199	0,858	0,475	0,665	0,694



2101. Embalse de Cueva Foradada

(hm ²)	Oct	Nov	Dic	Ene	Feb	Mar	Abr	May	Jun	Jul	Ago	Sep	Total
1940/41	1,999	1,016	0,849	3,128	1,615	4,058	5,262	5,149	2,125	3,738	2,163	3,265	34,365
1941/42	1,340	2,043	1,883	2,192	1,849	5,601	16,988	3,257	4,890	2,158	2,018	2,324	46,542
1942/43	1,706	2,326	1,464	1,293	1,118	3,475	1,491	1,981	1,394	9,141	1,434	4,463	31,287
1943/44	1,984	1,662	7,806	2,087	1,886	1,749	1,797	7,913	2,561	1,335	1,473	2,138	34,390
1944/45	1,793	1,836	1,184	1,254	1,209	1,189	0,960	1,200	3,027	1,112	1,256	0,851	16,872
1945/46	0,747	4,017	3,945	2,894	1,597	10,419	25,404	54,796	8,990	5,478	4,923	3,964	127,173
1946/47	4,062	3,007	7,114	9,611	14,899	4,956	2,365	7,932	2,851	3,810	4,003	2,411	67,023
1947/48	2,450	1,571	1,318	2,453	1,642	1,249	1,722	1,239	1,240	1,123	0,880	1,043	17,930
1948/49	0,910	0,727	1,143	0,885	1,020	1,016	0,912	2,070	1,543	1,574	1,053	1,937	14,791
1949/50	0,982	1,053	0,995	0,811	0,716	0,674	1,993	2,128	3,516	0,997	0,907	0,819	15,592
1950/51	1,388	0,810	8,926	4,301	3,625	4,014	10,988	6,456	6,583	3,003	3,466	7,940	61,501
1951/52	8,755	3,387	3,377	3,993	3,147	2,543	2,651	2,236	2,056	4,385	2,355	1,697	40,581
1952/53	1,502	1,360	1,670	1,122	1,070	1,790	2,005	0,838	7,785	1,356	1,294	1,323	23,114
1953/54	1,597	1,160	2,292	1,232	1,174	6,623	1,807	7,712	3,057	1,947	1,648	1,438	31,687
1954/55	1,209	1,131	0,959	2,760	1,214	0,907	0,914	1,251	1,739	1,096	2,647	3,165	18,993
1955/56	1,167	1,056	2,754	1,150	1,000	2,305	1,955	12,991	2,683	2,018	2,452	2,239	33,772
1956/57	1,770	2,134	1,257	1,089	0,986	0,873	1,129	4,520	10,991	2,133	1,846	2,166	30,894
1957/58	6,210	4,095	2,075	2,136	1,562	1,973	1,308	1,621	1,270	1,279	1,109	1,444	26,082
1958/59	0,966	2,964	6,377	1,605	4,161	9,214	6,424	12,784	3,860	3,973	3,487	7,953	63,768
1959/60	4,198	12,536	5,072	4,946	3,805	4,803	2,712	3,009	3,427	2,521	1,786	1,717	50,533
1960/61	5,826	2,206	6,800	2,812	1,931	1,677	1,658	1,849	1,415	1,214	1,695	1,137	30,219
1961/62	1,888	4,939	1,188	2,806	1,499	1,212	1,840	2,477	1,791	1,080	1,042	3,993	25,755
1962/63	6,997	2,793	1,954	2,074	3,033	2,195	2,576	1,350	1,505	1,285	1,065	7,611	34,438
1963/64	1,494	3,190	2,110	1,258	2,086	1,660	1,076	1,508	5,077	1,222	1,041	1,033	22,754
1964/65	0,936	0,828	4,312	1,807	1,779	1,750	1,259	1,166	1,531	0,983	0,934	0,895	18,181
1965/66	7,695	3,029	2,468	6,053	2,529	1,782	2,044	4,532	1,717	1,531	1,335	1,213	35,929
1966/67	6,482	1,890	1,400	1,775	1,270	1,180	1,038	0,913	0,805	1,083	0,774	0,711	19,322
1967/68	0,703	2,551	1,045	0,915	1,014	3,488	2,812	2,992	1,321	1,158	1,050	0,937	19,986
1968/69	0,811	9,944	2,425	3,238	2,145	4,696	11,340	6,143	4,620	3,670	2,783	3,484	55,298
1969/70	5,478	2,896	3,098	3,864	2,364	2,518	1,760	1,749	1,771	1,541	1,234	1,103	29,376
1970/71	1,547	1,011	1,666	1,422	1,020	1,331	5,133	13,439	3,085	2,660	2,993	1,670	36,977
1971/72	1,393	3,124	23,511	3,639	3,226	4,865	2,580	3,897	4,928	3,157	2,131	8,924	65,374
1972/73	3,036	2,768	2,055	1,767	1,500	1,281	1,243	1,137	9,867	1,904	1,915	1,906	30,379
1973/74	1,476	1,176	1,173	0,913	1,060	10,545	9,184	2,558	2,292	2,249	3,025	2,329	37,981
1974/75	1,687	1,370	1,141	0,990	0,908	2,581	1,379	3,136	17,428	1,607	2,903	3,687	38,816
1975/76	1,489	1,312	2,096	1,193	1,611	1,048	3,889	4,355	1,796	1,332	1,899	1,245	23,265
1976/77	1,643	1,174	3,766	16,588	2,823	2,668	3,012	24,237	11,324	5,595	3,688	3,270	79,787
1977/78	2,702	2,342	2,061	1,947	1,679	1,594	3,336	6,176	3,401	1,486	1,415	1,409	29,548
1978/79	1,058	0,928	0,968	2,066	1,587	1,662	2,804	1,406	3,203	1,112	0,964	1,656	19,414
1979/80	7,407	2,117	1,522	1,424	1,601	1,236	1,079	2,866	1,230	1,058	1,033	0,937	23,509
1980/81	0,887	1,093	0,920	0,750	0,694	0,650	4,697	1,253	1,634	1,036	2,320	1,927	17,860
1981/82	0,926	0,813	1,008	0,830	1,469	1,302	1,117	2,037	1,127	1,089	0,979	0,926	13,624
1982/83	8,607	2,621	2,051	1,720	1,525	1,352	1,217	1,122	2,369	1,082	1,666	1,048	26,380
1983/84	0,928	2,641	1,259	1,121	1,125	1,497	1,097	8,558	1,664	1,394	1,201	1,190	23,674
1984/85	0,958	5,758	1,323	1,169	1,616	1,373	1,211	3,319	1,481	1,409	1,156	1,066	21,840
1985/86	1,137	0,990	0,899	0,846	1,055	0,788	2,620	1,859	1,024	0,756	0,758	5,112	17,844
1986/87	5,814	1,507	1,276	5,569	2,595	1,599	1,394	1,664	1,139	2,734	1,100	1,053	27,444
1987/88	1,602	1,759	2,142	8,159	2,062	1,741	12,389	7,679	16,183	4,214	3,537	2,925	64,392
1988/89	2,945	3,515	2,081	1,756	1,670	3,777	3,151	3,305	2,320	1,732	3,157	1,681	31,092
1989/90	1,252	2,016	1,479	1,388	1,101	0,954	0,872	1,205	2,284	1,004	2,587	1,085	17,227
1990/91	3,647	1,316	1,329	1,195	2,774	7,212	5,087	3,178	2,002	2,293	1,561	4,306	35,901
1991/92	1,485	1,495	2,617	1,268	1,098	1,080	0,975	2,812	4,954	1,524	1,584	2,425	23,316
1992/93	2,588	1,157	1,529	0,998	1,352	1,271	1,287	2,446	1,355	0,868	0,823	1,022	16,696
1993/94	1,821	0,863	0,761	0,680	0,891	0,613	1,013	0,806	0,584	0,602	0,617	1,798	11,049
1994/95	3,275	1,539	1,191	1,080	0,927	0,829	1,151	1,536	1,498	0,806	1,473	0,718	16,024
1995/96	0,627	0,700	1,942	2,540	1,741	1,090	1,285	2,149	1,041	0,942	2,408	1,145	17,609
1996/97	0,875	2,462	9,376	14,179	3,446	2,799	2,668	3,905	5,026	2,215	4,036	1,978	52,966
1997/98	1,679	1,583	4,289	1,446	1,243	1,071	1,606	3,696	1,881	1,037	1,403	1,109	22,042
1998/99	1,196	0,759	1,156	0,685	0,701	2,507	2,181	1,206	2,922	2,625	1,190	3,120	20,248
1999/00	1,278	1,286	0,996	0,928	0,747	0,908	1,372	3,360	3,423	1,376	1,189	1,061	17,924
2000/01	6,439	2,859	2,395	2,731	1,990	1,773	1,473	1,779	1,294	1,217	1,201	1,343	26,493
2001/02	0,971	1,307	0,809	0,716	0,647	0,838	1,732	3,866	3,273	1,468	8,237	2,564	26,429
2002/03	2,458	1,552	1,779	1,398	1,602	2,978	5,659	22,806	4,321	2,846	2,842	2,688	52,930
2003/04	3,172	2,741	1,666	1,498	1,618	5,878	12,894	24,443	5,061	4,543	3,117	2,604	69,234
2004/05	2,280	1,894	2,090	1,430	1,298	1,101	1,071	1,140	1,791	1,032	1,439	3,884	20,451
2005/06	1,368	6,705	2,310	2,069	4,539	1,890	1,629	1,391	5,631	1,971	1,354	2,907	33,765

2101. Embalse de Cueva Foradada

1940/2005
(hm³)

Serie completa

	Oct	Nov	Dic	Ene	Feb	Mar	Abr	May	Jun	Jul	Ago	Sep	Total
Máximo	8,755	12,536	23,511	16,588	14,899	10,545	25,404	54,796	17,428	9,141	8,237	8,924	127,173
Mínimo	0,627	0,700	0,761	0,680	0,647	0,613	0,872	0,806	0,584	0,602	0,617	0,711	11,049
Media	2,556	2,340	2,726	2,540	1,931	2,565	3,404	5,174	3,530	2,044	1,971	2,366	33,146

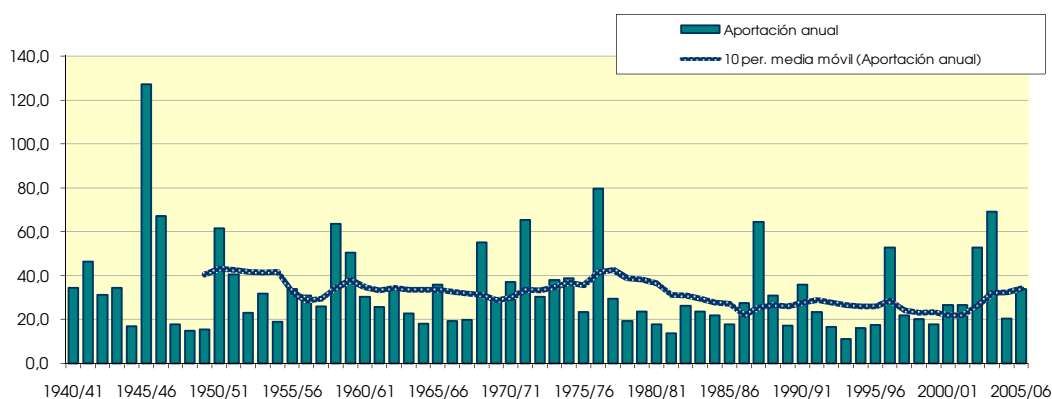
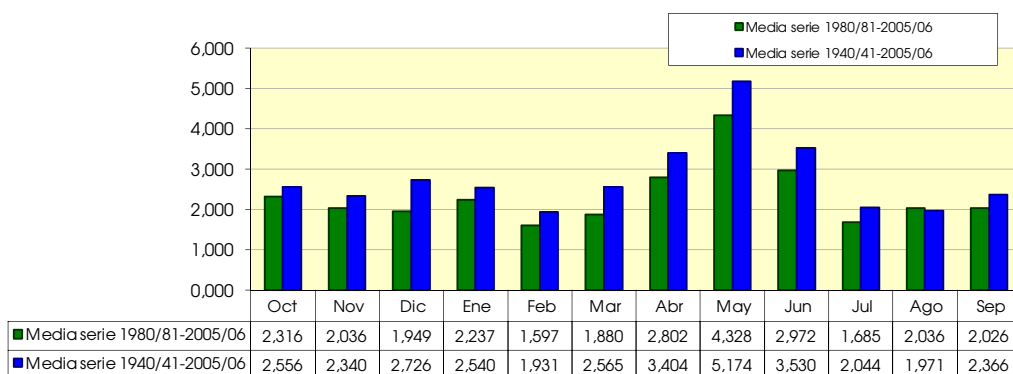
Percentil 1%	0,677	0,718	0,792	0,683	0,677	0,637	0,898	0,826	0,727	0,702	0,709	0,716	12,723
Percentil 5%	0,827	0,811	0,904	0,765	0,724	0,798	0,964	1,126	1,062	0,887	0,837	0,862	15,700
Percentil 10%	0,918	0,895	0,981	0,866	0,918	0,890	1,055	1,183	1,235	1,001	0,949	0,937	17,049
Percentil 25%	1,175	1,164	1,189	1,129	1,098	1,182	1,247	1,515	1,511	1,100	1,121	1,105	19,557
Percentil 50%	1,623	1,797	1,831	1,552	1,592	1,709	1,802	2,685	2,306	1,477	1,517	1,758	26,969
Desviación típica	2,145	1,998	3,250	2,846	1,843	2,251	4,278	8,060	3,351	1,462	1,246	1,812	19,755
Coef. variación	0,839	0,854	1,192	1,121	0,954	0,878	1,257	1,558	0,949	0,715	0,632	0,766	0,596

1980/2005
(hm³)

Serie para asignación y reserva

	Oct	Nov	Dic	Ene	Feb	Mar	Abr	May	Jun	Jul	Ago	Sep	Total
Máximo	8,607	6,705	9,376	14,179	4,539	7,212	12,894	24,443	16,183	4,543	8,237	5,112	69,234
Mínimo	0,627	0,700	0,761	0,680	0,647	0,613	0,872	0,806	0,584	0,602	0,617	0,718	11,049
Media	2,316	2,036	1,949	2,237	1,597	1,880	2,802	4,328	2,972	1,685	2,036	2,026	27,864

Percentil 1%	0,689	0,715	0,773	0,681	0,658	0,622	0,897	0,885	0,694	0,640	0,652	0,770	11,693
Percentil 5%	0,878	0,772	0,831	0,693	0,696	0,684	0,985	1,127	1,028	0,768	0,774	0,950	14,224
Percentil 10%	0,906	0,838	0,910	0,733	0,724	0,808	1,042	1,173	1,084	0,837	0,901	1,035	16,360
Percentil 25%	1,013	1,189	1,165	0,946	1,065	0,983	1,166	1,427	1,386	1,033	1,189	1,071	17,848
Percentil 50%	1,544	1,546	1,504	1,328	1,410	1,327	1,433	2,298	1,942	1,385	1,456	1,739	22,679
Desviación típica	1,947	1,441	1,692	2,934	0,902	1,585	3,177	5,980	3,062	1,013	1,564	1,161	15,375
Coef. variación	0,841	0,708	0,868	1,312	0,565	0,843	1,134	1,382	1,030	0,601	0,768	0,573	0,552



2103. Embalse de El Batán

(hm ²)	Oct	Nov	Dic	Ene	Feb	Mar	Abr	May	Jun	Jul	Ago	Sep	Total
1940/41	3.233	1.915	1.927	4.401	2.662	6.609	7.487	8.213	4.155	5.437	3.913	5.272	55.225
1941/42	2.880	3.575	4.467	3.404	3.114	7.754	24.815	6.689	8.145	4.467	3.981	4.319	77.610
1942/43	3.250	4.510	3.050	3.730	2.922	5.578	4.684	5.529	3.425	11.007	2.560	7.450	57.693
1943/44	3.623	3.078	12.314	4.117	3.574	3.520	4.843	10.255	4.169	2.522	2.736	3.731	58.483
1944/45	4.014	3.028	2.791	3.775	2.663	2.603	2.377	3.414	4.123	2.825	2.739	3.542	37.895
1945/46	2.431	9.170	6.072	4.984	3.208	13.864	39.772	81.744	18.240	12.600	10.579	8.456	211.119
1946/47	7.642	5.849	9.523	12.049	17.474	6.896	5.275	10.357	5.220	5.507	5.472	3.692	94.956
1947/48	3.690	2.572	2.516	3.304	2.782	3.362	2.807	2.696	2.529	2.568	2.548	2.456	33.830
1948/49	2.435	2.329	2.627	2.508	2.282	2.722	2.491	3.264	2.967	2.851	2.595	2.762	31.833
1949/50	2.253	2.168	2.228	3.025	2.620	3.080	2.696	3.759	4.437	2.311	2.284	2.194	33.056
1950/51	2.162	2.065	12.508	6.984	5.830	6.284	16.735	10.842	10.735	6.493	6.288	12.527	99.451
1951/52	13.260	6.309	6.424	6.467	5.208	4.582	4.205	4.045	3.259	6.112	3.629	3.699	67.196
1952/53	2.403	2.228	2.439	2.842	2.881	2.753	2.663	2.388	10.011	2.490	2.333	2.333	37.764
1953/54	3.153	2.227	3.948	2.289	2.094	8.795	3.453	13.996	6.239	4.190	3.477	2.945	56.804
1954/55	2.458	2.222	2.290	3.854	2.129	3.704	3.842	6.057	6.661	4.090	3.477	3.963	44.748
1955/56	2.335	2.254	3.868	2.299	2.086	3.485	2.864	16.793	4.635	3.634	4.128	3.595	51.975
1956/57	3.008	3.400	2.283	2.377	2.376	2.912	3.092	6.438	16.375	4.525	3.839	3.863	54.486
1957/58	10.455	6.345	3.848	3.666	2.806	3.079	2.286	2.690	5.137	4.805	3.251	2.552	50.920
1958/59	2.218	4.065	10.302	3.280	8.530	14.717	10.617	22.333	8.655	8.078	6.754	12.168	111.718
1959/60	7.327	17.924	8.402	7.686	6.418	7.700	5.430	5.923	5.245	4.005	3.043	2.854	81.959
1960/61	9.106	4.129	9.930	4.711	3.501	3.147	4.237	3.493	2.999	2.875	2.886	2.682	53.697
1961/62	2.922	6.436	3.265	4.542	3.080	3.060	2.822	3.372	2.756	2.844	3.111	6.876	45.086
1962/63	11.334	5.310	3.837	3.867	4.640	3.922	3.914	3.012	2.809	2.857	2.837	10.084	58.422
1963/64	3.367	4.773	3.417	2.999	3.582	3.013	2.885	2.961	6.487	2.813	2.791	3.349	42.436
1964/65	2.696	2.599	7.455	3.285	3.134	3.730	3.033	2.888	2.697	2.742	2.720	2.619	39.597
1965/66	14.722	5.478	4.544	8.532	4.304	4.366	3.486	6.382	2.956	2.757	2.678	2.579	62.785
1966/67	8.580	3.489	3.038	4.125	3.457	3.146	2.762	2.739	2.608	2.721	2.833	2.644	42.143
1967/68	2.866	4.685	5.129	2.803	2.447	4.649	3.862	6.136	2.537	2.612	2.602	2.509	42.836
1968/69	2.565	13.155	6.288	5.250	3.722	7.089	22.963	12.117	9.223	7.140	5.555	6.254	101.321
1969/70	9.490	5.253	5.917	6.302	4.209	6.127	7.624	5.447	3.617	3.069	2.819	2.651	62.523
1970/71	2.860	2.766	2.855	5.435	3.848	3.545	6.677	17.691	5.157	4.428	4.581	2.960	62.804
1971/72	2.854	4.526	33.005	6.638	5.705	7.724	4.691	6.389	7.819	5.051	3.876	13.740	102.016
1972/73	5.820	5.066	3.877	4.525	3.259	3.358	3.031	2.925	13.809	3.815	3.573	3.729	56.788
1973/74	2.784	2.642	2.704	2.880	2.534	14.656	13.077	4.759	5.023	4.033	4.796	3.986	63.875
1974/75	3.105	2.730	2.703	2.689	2.420	3.870	4.804	4.400	20.618	2.883	4.345	5.402	59.969
1975/76	2.604	2.457	3.339	2.653	2.578	2.619	5.196	6.024	3.066	2.938	2.910	2.526	38.910
1976/77	2.697	2.300	5.822	23.754	5.965	5.264	5.565	37.105	18.825	10.717	7.640	6.508	132.162
1977/78	5.301	4.451	3.823	5.648	4.177	3.280	4.760	8.184	5.700	3.945	2.974	2.517	54.761
1978/79	2.368	2.279	2.343	3.103	2.431	2.629	4.041	2.433	4.479	2.394	2.384	2.450	33.333
1979/80	11.200	3.803	2.916	2.608	2.693	2.606	3.295	4.045	2.491	2.382	2.299	2.550	42.889
1980/81	2.113	2.034	2.090	2.416	2.061	2.221	6.876	2.330	2.725	2.147	3.330	2.878	33.222
1981/82	1.976	1.897	1.947	2.078	2.835	2.217	2.208	3.136	2.161	2.093	2.029	1.932	26.507
1982/83	13.450	4.213	3.375	2.849	2.575	2.285	2.092	2.007	3.305	2.018	2.735	1.819	42.723
1983/84	1.765	4.595	2.700	2.066	2.023	2.453	1.931	11.897	3.235	2.697	2.282	2.120	39.765
1984/85	1.740	7.948	2.425	2.090	2.762	2.579	2.249	5.179	2.985	2.459	2.116	1.956	36.487
1985/86	2.017	1.970	2.046	1.941	1.716	1.705	3.607	2.696	2.632	2.094	1.818	6.635	30.878
1986/87	8.495	2.708	2.278	8.096	4.315	2.789	2.703	2.980	2.541	3.874	1.931	2.419	45.128
1987/88	2.516	2.886	3.309	12.591	4.093	3.404	19.624	13.960	26.219	9.512	7.769	6.307	112.190
1988/89	6.089	6.192	4.024	4.548	4.782	5.676	4.694	7.643	6.704	4.530	4.291	2.641	61.813
1989/90	2.235	3.111	2.513	2.222	1.845	2.064	3.360	3.767	3.276	2.343	3.584	2.115	32.436
1990/91	4.917	2.768	2.365	3.136	4.532	9.851	7.203	4.755	3.206	3.381	2.505	6.424	55.042
1991/92	2.747	2.592	4.045	2.188	3.044	3.773	3.842	4.016	6.867	2.578	2.554	3.437	41.682
1992/93	3.649	1.994	2.376	2.622	2.233	2.210	2.028	3.589	4.622	3.917	2.765	2.236	34.241
1993/94	2.704	2.080	2.023	2.021	1.820	2.011	1.942	2.002	1.931	1.989	1.981	2.829	25.334
1994/95	4.637	3.496	2.613	1.966	1.751	1.920	1.845	2.286	2.149	1.870	2.140	1.805	28.480
1995/96	1.773	1.709	2.659	3.713	2.701	1.860	2.022	2.928	1.741	1.793	3.488	1.880	28.266
1996/97	1.731	3.519	13.768	21.832	7.288	5.855	5.285	6.438	7.718	4.024	6.501	3.649	87.608
1997/98	3.067	2.811	6.089	7.571	5.116	3.376	2.475	5.117	2.873	2.181	2.291	1.859	44.828
1998/99	1.939	1.812	2.638	2.498	2.592	3.705	3.419	2.130	4.198	4.168	2.173	4.540	35.811
1999/00	2.176	2.137	1.829	2.332	1.848	3.134	2.918	5.096	5.245	2.448	2.251	1.941	33.355
2000/01	11.462	5.219	4.315	4.622	3.471	3.044	2.579	2.987	2.261	2.104	2.049	2.175	46.288
2001/02	1.715	2.051	1.838	1.992	1.856	1.853	2.562	6.257	4.837	2.861	11.616	4.314	43.752
2002/03	4.047	2.878	2.944	2.516	2.584	4.122	8.557	29.960	7.730	5.400	4.996	4.673	80.407
2003/04	5.009	4.323	2.880	2.652	2.710	8.822	19.216	33.268	9.532	8.336	6.033	4.951	107.731
2004/05	4.178	3.436	3.561	2.716	2.530	2.525	2.483	2.757	2.704	2.416	2.261	5.459	37.026
2005/06	2.299	9.824	3.749	3.398	6.825	3.228	2.793	2.447	7.469	3.202	2.374	4.012	51.620

2103. Embalse de El Batán

1940/2005
(hm³)

Serie completa

	Oct	Nov	Dic	Ene	Feb	Mar	Abr	May	Jun	Jul	Ago	Sep	Total
Máximo	14,722	17,924	33,005	23,754	17,474	14,717	39,772	81,744	26,219	12,600	11,616	13,740	211,119
Mínimo	1,715	1,709	1,829	1,941	1,716	1,705	1,845	2,002	1,741	1,793	1,818	1,805	25,334
Media	4,453	4,027	4,643	4,577	3,595	4,462	5,843	8,205	5,923	3,969	3,632	4,091	57,420

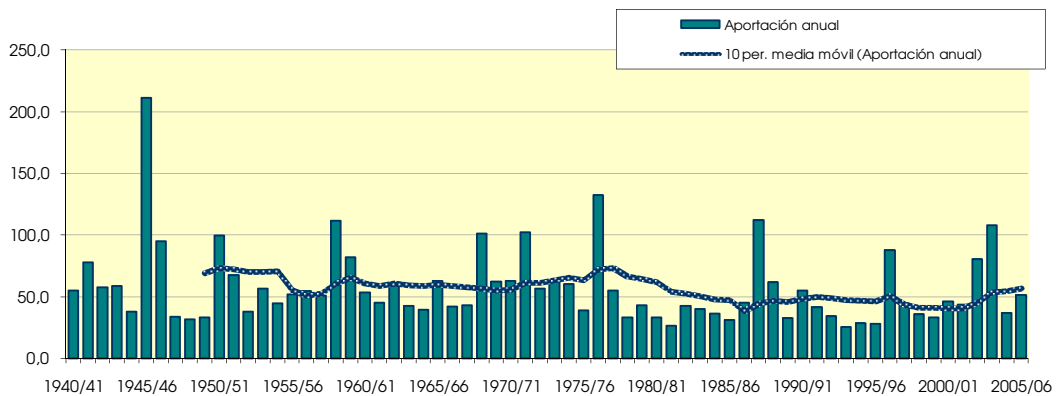
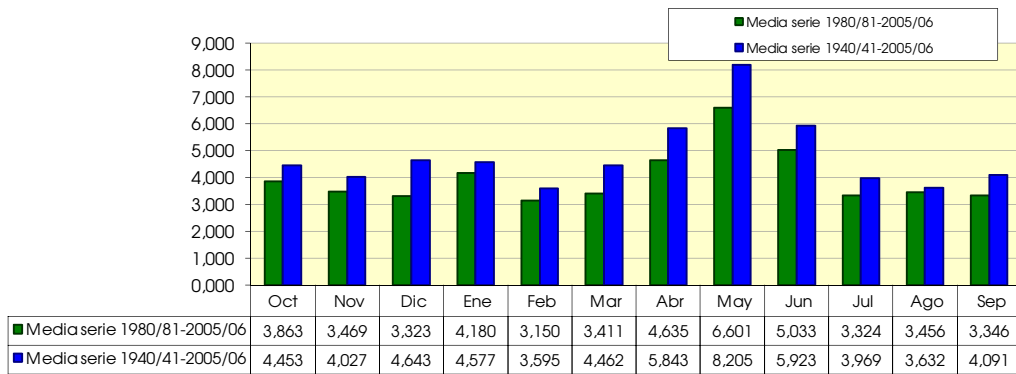
Percentil 1%	1,725	1,776	1,835	1,957	1,739	1,801	1,901	2,005	1,865	1,843	1,892	1,814	26,096
Percentil 5%	1,767	1,929	1,966	2,032	1,846	1,943	2,023	2,297	2,186	2,036	2,034	1,893	29,079
Percentil 10%	1,997	2,042	2,159	2,139	2,042	2,214	2,228	2,440	2,533	2,126	2,157	2,036	32,746
Percentil 25%	2,376	2,284	2,514	2,539	2,468	2,652	2,698	2,965	2,894	2,498	2,414	2,511	37,796
Percentil 50%	2,901	3,094	3,287	3,295	2,858	3,369	3,547	4,757	4,317	2,910	2,862	3,155	48,604
Desviación típica	3,315	2,729	4,469	3,925	2,255	2,906	6,520	11,634	4,846	2,312	1,930	2,594	30,898
Coef. variación	0,744	0,678	0,963	0,858	0,627	0,651	1,116	1,418	0,818	0,582	0,531	0,634	0,538

1980/2005
(hm³)

Serie para asignación y reserva

	Oct	Nov	Dic	Ene	Feb	Mar	Abr	May	Jun	Jul	Ago	Sep	Total
Máximo	13,450	9,824	13,768	21,832	7,288	9,851	19,624	33,268	26,219	9,512	11,616	6,635	112,190
Mínimo	1,715	1,709	1,829	1,941	1,716	1,705	1,845	2,002	1,741	1,793	1,818	1,805	25,334
Media	3,863	3,469	3,323	4,180	3,150	3,411	4,635	6,601	5,033	3,324	3,456	3,346	47,793

Percentil 1%	1,719	1,735	1,831	1,947	1,725	1,742	1,866	2,003	1,789	1,812	1,847	1,809	25,627
Percentil 5%	1,733	1,833	1,865	1,973	1,768	1,854	1,933	2,038	1,986	1,900	1,944	1,829	26,946
Percentil 10%	1,752	1,934	1,985	2,007	1,833	1,890	1,982	2,208	2,155	2,003	2,005	1,869	28,373
Percentil 25%	1,986	2,058	2,299	2,115	2,032	2,212	2,218	2,711	2,650	2,115	2,148	1,996	33,256
Percentil 50%	2,610	2,844	2,649	2,569	2,646	2,684	2,748	3,678	3,256	2,518	2,439	2,735	40,724
Desviación típica	3,023	1,971	2,338	4,348	1,517	2,048	4,696	7,930	4,840	1,904	2,281	1,590	23,698
Coef. variación	0,782	0,568	0,704	1,040	0,482	0,601	1,013	1,201	0,962	0,573	0,660	0,475	0,496



2104. Rio Marfín alto

(hm ²)	Oct	Nov	Dic	Ene	Feb	Mar	Abr	May	Jun	Jul	Ago	Sep	Total
1940/41	1,805	0,901	0,753	2,883	1,439	3,535	4,841	4,572	1,828	3,463	1,910	2,977	30,909
1941/42	1,180	1,816	1,650	2,007	1,642	5,164	15,559	2,790	4,399	1,870	1,774	2,059	41,909
1942/43	1,512	2,030	1,291	1,143	0,992	3,075	1,316	1,795	1,260	8,775	1,301	4,089	28,579
1943/44	1,771	1,483	6,997	1,837	1,665	1,574	1,632	7,506	2,319	1,192	1,287	1,982	31,245
1944/45	1,634	1,671	1,066	1,112	1,056	1,051	0,848	1,078	2,823	0,986	1,123	0,757	15,204
1945/46	0,668	3,511	3,628	2,565	1,389	9,673	23,266	51,256	7,731	4,557	4,190	3,385	115,819
1946/47	3,604	2,654	6,766	9,224	14,441	4,683	2,187	7,579	2,652	3,589	3,788	2,252	63,419
1947/48	2,310	1,460	1,228	2,351	1,502	1,147	1,571	1,138	1,132	1,032	0,801	0,959	16,629
1948/49	0,839	0,664	1,007	0,805	0,917	0,927	0,836	1,925	1,419	1,455	0,965	1,825	13,582
1949/50	0,905	0,974	0,915	0,747	0,656	0,614	1,862	1,917	3,360	0,910	0,825	0,747	14,432
1950/51	1,312	0,750	8,390	3,942	3,320	3,667	10,066	5,847	5,960	2,578	3,106	7,409	56,347
1951/52	8,235	3,038	3,027	3,685	2,908	2,350	2,470	2,091	1,926	4,201	2,208	1,584	37,724
1952/53	1,407	1,268	1,574	1,049	0,997	1,705	1,894	0,775	7,369	1,223	1,170	1,202	21,633
1953/54	1,457	1,039	2,086	1,111	1,066	6,263	1,597	6,809	2,658	1,663	1,418	1,248	28,414
1954/55	1,055	0,998	0,847	2,591	1,098	0,808	0,810	1,147	1,615	1,007	2,503	3,037	17,517
1955/56	1,093	0,983	2,591	1,062	0,908	2,163	1,835	12,436	2,446	1,831	2,242	2,069	31,659
1956/57	1,631	1,958	1,150	1,000	0,905	0,797	1,043	4,220	10,202	1,831	1,595	1,940	28,270
1957/58	5,775	3,783	1,865	1,954	1,418	1,842	1,196	1,484	1,159	1,174	1,012	1,330	23,992
1958/59	0,879	2,773	5,881	1,395	3,696	8,431	5,742	11,639	3,238	3,465	3,066	7,341	57,546
1959/60	3,813	11,774	4,629	4,605	3,484	4,421	2,456	2,761	3,223	2,351	1,646	1,591	46,755
1960/61	5,504	2,002	6,362	2,584	1,748	1,520	1,516	1,657	1,277	1,092	1,537	1,021	27,820
1961/62	1,761	4,702	1,075	2,568	1,356	1,100	1,707	2,335	1,682	0,991	0,951	3,698	23,925
1962/63	6,597	2,481	1,724	1,882	2,837	2,034	2,413	1,220	1,383	1,176	0,962	7,305	32,014
1963/64	1,349	2,997	1,971	1,143	1,950	1,533	0,969	1,382	4,857	1,116	0,945	0,938	21,148
1964/65	0,854	0,751	4,004	1,641	1,620	1,591	1,135	1,055	1,411	0,895	0,851	0,816	16,623
1965/66	7,194	2,707	2,216	5,746	2,317	1,608	1,876	4,238	1,577	1,395	1,215	1,101	33,190
1966/67	6,235	1,747	1,280	1,669	1,170	1,087	0,956	0,838	0,733	1,001	0,699	0,641	18,055
1967/68	0,635	2,373	0,953	0,833	0,928	3,293	2,560	2,709	1,183	1,036	0,938	0,839	18,281
1968/69	0,726	9,511	2,209	3,005	1,944	4,389	10,312	5,384	4,075	3,225	2,429	3,141	50,349
1969/70	5,081	2,610	2,818	3,596	2,149	2,323	1,601	1,603	1,631	1,418	1,127	1,009	26,965
1970/71	1,415	0,926	1,526	1,316	0,940	1,225	4,752	12,482	2,783	2,428	2,782	1,517	34,090
1971/72	1,269	2,884	21,799	3,272	2,915	4,393	2,314	3,539	4,491	2,925	1,930	8,205	59,936
1972/73	2,666	2,464	1,838	1,590	1,356	1,160	1,130	1,035	9,082	1,664	1,695	1,699	27,381
1973/74	1,320	1,052	1,064	0,823	0,951	9,738	8,356	2,270	2,027	2,023	2,773	2,132	34,529
1974/75	1,543	1,245	1,036	0,900	0,827	2,386	1,273	2,952	16,816	1,477	2,685	3,450	36,589
1975/76	1,363	1,206	1,926	1,094	1,480	0,962	3,625	4,103	1,651	1,232	1,777	1,149	21,567
1976/77	1,533	1,083	3,479	15,255	2,421	2,339	2,646	22,264	10,166	4,865	3,193	2,859	72,101
1977/78	2,385	2,086	1,850	1,768	1,520	1,456	3,086	5,819	3,212	1,364	1,299	1,302	27,145
1978/79	0,972	0,852	0,896	1,907	1,475	1,524	2,593	1,293	3,002	1,012	0,874	1,557	17,958
1979/80	6,836	1,909	1,355	1,284	1,469	1,127	0,979	2,699	1,122	0,969	0,938	0,847	21,535
1980/81	0,805	1,011	0,850	0,685	0,630	0,586	4,305	1,125	1,483	0,932	2,161	1,788	16,362
1981/82	0,846	0,743	0,939	0,758	1,328	1,187	1,025	1,909	1,024	0,992	0,892	0,846	12,487
1982/83	8,152	2,443	1,908	1,598	1,414	1,249	1,119	1,031	2,210	0,991	1,539	0,961	24,615
1983/84	0,854	2,365	1,135	1,012	1,016	1,369	0,997	8,001	1,472	1,236	1,071	1,078	21,606
1984/85	0,867	5,412	1,200	1,064	1,479	1,246	1,088	3,071	1,335	1,285	1,044	0,963	20,053
1985/86	1,033	0,907	0,824	0,775	0,972	0,717	2,403	1,747	0,937	0,683	0,684	4,850	16,533
1986/87	5,420	1,365	1,160	5,146	2,375	1,464	1,277	1,541	1,047	2,562	1,004	0,960	25,321
1987/88	1,499	1,605	1,978	7,393	1,812	1,539	11,105	6,744	14,595	3,532	2,994	2,496	57,293
1988/89	2,565	3,141	1,846	1,569	1,499	3,466	2,910	3,098	2,167	1,622	2,984	1,564	28,432
1989/90	1,166	1,880	1,382	1,301	1,024	0,887	0,810	1,124	2,139	0,926	2,436	1,004	16,078
1990/91	3,479	1,240	1,261	1,132	2,579	6,810	4,814	3,007	1,867	2,171	1,461	3,923	33,744
1991/92	1,336	1,367	2,381	1,163	1,010	1,000	0,901	2,672	4,621	1,404	1,464	2,285	21,605
1992/93	2,465	1,070	1,423	0,924	1,250	1,187	1,194	2,228	1,259	0,787	0,747	0,940	15,473
1993/94	1,696	0,791	0,694	0,616	0,809	0,551	0,930	0,739	0,519	0,524	0,541	1,653	10,064
1994/95	3,076	1,436	1,109	1,006	0,858	0,763	1,062	1,415	1,408	0,736	1,375	0,656	14,899
1995/96	0,571	0,644	1,831	2,387	1,620	1,005	1,194	2,059	0,965	0,869	2,259	1,058	16,462
1996/97	0,806	2,292	8,599	12,688	2,956	2,416	2,328	3,558	4,611	2,001	3,704	1,780	47,740
1997/98	1,516	1,437	4,004	1,318	1,140	0,982	1,489	3,460	1,746	0,948	1,270	1,012	20,322
1998/99	1,104	0,690	1,034	0,618	0,631	2,283	1,947	1,093	2,673	2,383	1,072	2,914	18,442
1999/00	1,175	1,183	0,915	0,855	0,685	0,840	1,274	3,153	3,161	1,252	1,082	0,966	16,542
2000/01	5,822	2,578	2,171	2,496	1,813	1,628	1,347	1,640	1,184	1,115	1,103	1,227	24,125
2001/02	0,892	1,191	0,742	0,657	0,592	0,764	1,604	3,552	3,036	1,318	7,765	2,342	24,454
2002/03	2,255	1,409	1,637	1,284	1,475	2,787	5,233	21,599	3,860	2,535	2,562	2,440	49,076
2003/04	2,928	2,517	1,529	1,381	1,476	5,345	11,874	22,838	4,480	4,047	2,762	2,321	63,497
2004/05	2,053	1,711	1,894	1,302	1,179	1,006	0,981	1,046	1,660	0,946	1,323	3,659	18,761
2005/06	1,257	6,244	2,136	1,909	4,135	1,739	1,498	1,281	5,363	1,811	1,238	2,740	31,351

2104. Río Marfín alto

1940/2005
(hm³)

Serie completa

	Oct	Nov	Dic	Ene	Feb	Mar	Abr	May	Jun	Jul	Ago	Sep	Total
Máximo	8,235	11,774	21,799	15,255	14,441	9,738	23,266	51,256	16,816	8,775	7,765	8,205	115,819
Mínimo	0,571	0,644	0,694	0,616	0,592	0,551	0,810	0,739	0,519	0,524	0,541	0,641	10,064
Media	2,360	2,148	2,505	2,333	1,767	2,356	3,114	4,794	3,238	1,849	1,789	2,173	30,426

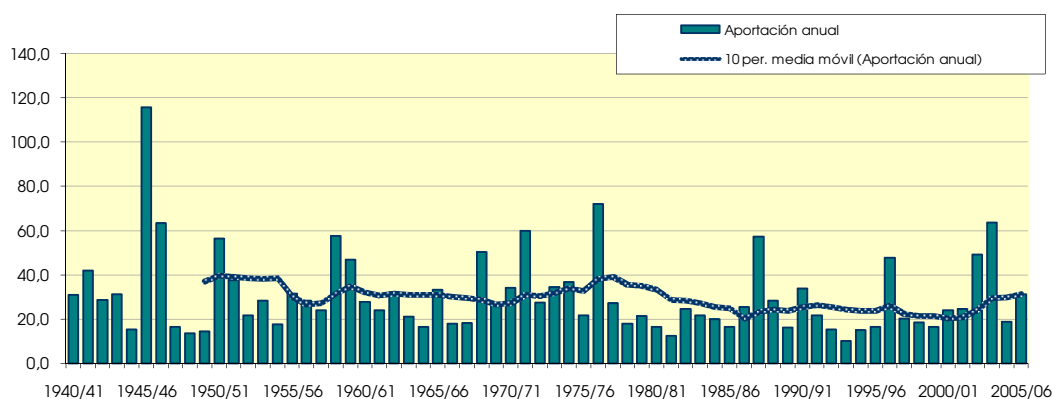
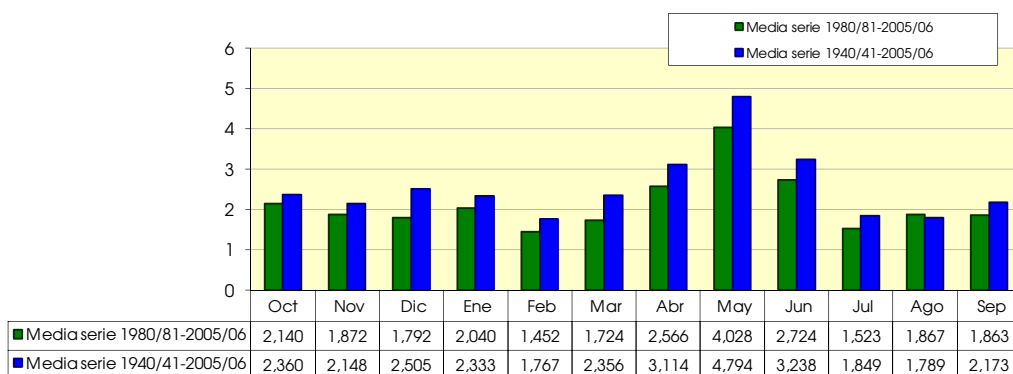
Percentil 1%	0,613	0,657	0,725	0,618	0,617	0,574	0,810	0,762	0,658	0,627	0,634	0,650	11,639
Percentil 5%	0,746	0,745	0,830	0,700	0,663	0,729	0,861	1,032	0,980	0,807	0,760	0,772	14,549
Percentil 10%	0,842	0,822	0,905	0,790	0,843	0,802	0,962	1,066	1,127	0,918	0,863	0,847	15,775
Percentil 25%	1,065	1,056	1,083	1,052	1,000	1,060	1,131	1,390	1,409	1,003	1,020	1,010	18,112
Percentil 50%	1,506	1,638	1,644	1,388	1,428	1,536	1,618	2,503	2,153	1,341	1,396	1,622	24,968
Desviación típica	2,016	1,885	3,017	2,615	1,771	2,087	3,911	7,535	3,105	1,339	1,144	1,690	17,974
Coef. variación	0,854	0,878	1,205	1,121	1,002	0,886	1,256	1,572	0,959	0,724	0,640	0,778	0,591

1980/2005
(hm³)

Serie para asignación y reserva

	Oct	Nov	Dic	Ene	Feb	Mar	Abr	May	Jun	Jul	Ago	Sep	Total
Máximo	8,152	6,244	8,599	12,688	4,135	6,810	11,874	22,838	14,595	4,047	7,765	4,850	63,497
Mínimo	0,571	0,644	0,694	0,616	0,592	0,551	0,810	0,739	0,519	0,524	0,541	0,656	10,064
Media	2,140	1,872	1,792	2,040	1,452	1,724	2,566	4,028	2,724	1,523	1,867	1,863	25,590

Percentil 1%	0,630	0,655	0,706	0,617	0,601	0,559	0,833	0,812	0,624	0,564	0,577	0,703	10,670
Percentil 5%	0,806	0,703	0,762	0,628	0,630	0,619	0,908	1,035	0,944	0,696	0,699	0,870	13,090
Percentil 10%	0,826	0,767	0,837	0,671	0,658	0,740	0,955	1,070	0,994	0,761	0,819	0,950	15,186
Percentil 25%	0,927	1,098	1,053	0,872	0,981	0,911	1,069	1,314	1,278	0,936	1,071	0,976	16,480
Percentil 50%	1,418	1,422	1,402	1,223	1,289	1,217	1,312	2,144	1,807	1,244	1,349	1,609	20,963
Desviación típica	1,824	1,343	1,555	2,634	0,809	1,474	2,895	5,618	2,768	0,887	1,463	1,086	13,909
Coef. variación	0,852	0,718	0,868	1,291	0,557	0,855	1,128	1,395	1,016	0,582	0,784	0,583	0,544



2108. Río Escuriza (Embalse de Escuriza)

(hm ³)	Oct	Nov	Dic	Ene	Feb	Mar	Abr	May	Jun	Jul	Ago	Sep	Total
1940/41	0.428	0.327	0.285	0.345	0.345	0.432	0.566	0.749	0.621	0.540	0.554	0.748	5.939
1941/42	0.470	0.427	0.442	0.384	0.375	0.572	1.633	1.109	0.972	0.810	0.691	0.713	8.599
1942/43	0.549	0.682	0.499	0.427	0.366	0.389	0.399	0.359	0.324	0.727	0.428	1.223	6.372
1943/44	0.601	0.535	1.261	0.735	0.603	0.507	0.440	0.502	0.508	0.432	0.430	0.548	7.100
1944/45	0.448	0.398	0.355	0.425	0.420	0.365	0.321	0.316	0.351	0.315	0.337	0.280	4.329
1945/46	0.238	1.200	0.693	0.652	0.554	0.849	3.303	6.118	3.074	2.393	1.922	1.544	22.540
1946/47	1.257	1.021	0.876	0.788	0.877	0.757	0.644	0.953	0.672	0.634	0.559	0.526	9.564
1947/48	0.504	0.409	0.353	0.329	0.473	0.352	0.420	0.334	0.311	0.281	0.266	0.281	4.312
1948/49	0.248	0.218	0.340	0.275	0.393	0.305	0.276	0.499	0.410	0.354	0.318	0.352	3.988
1949/50	0.281	0.261	0.276	0.232	0.213	0.207	0.264	0.403	0.401	0.302	0.279	0.251	3.371
1950/51	0.292	0.225	0.934	0.789	0.729	0.739	1.550	1.473	1.397	1.112	1.079	1.613	11.933
1951/52	1.578	1.099	1.092	0.960	0.878	0.717	0.641	0.567	0.538	0.915	0.582	0.453	10.019
1952/53	0.395	0.346	0.324	0.288	0.272	0.252	0.281	0.238	0.816	0.435	0.406	0.418	4.472
1953/54	0.565	0.386	0.573	0.393	0.361	0.889	0.521	1.075	0.920	0.770	0.635	0.528	7.615
1954/55	0.442	0.378	0.332	0.345	0.320	0.293	0.289	0.295	0.290	0.285	0.356	0.328	3.953
1955/56	0.301	0.269	0.437	0.305	0.286	0.516	0.379	1.467	0.786	0.629	0.709	0.540	6.624
1956/57	0.533	0.497	0.376	0.318	0.284	0.263	0.247	0.675	1.707	0.831	0.700	0.620	7.050
1957/58	1.579	0.863	0.680	0.577	0.486	0.442	0.384	0.415	0.343	0.384	0.318	0.344	6.815
1958/59	0.302	0.404	1.009	0.582	1.536	1.657	1.320	2.945	1.633	1.522	1.189	1.221	15.319
1959/60	1.139	1.523	1.159	1.055	1.009	1.087	0.862	0.773	0.757	0.594	0.516	0.486	10.958
1960/61	1.025	0.664	0.949	0.729	0.613	0.527	0.470	0.537	0.421	0.390	0.394	0.355	7.073
1961/62	0.432	0.421	0.368	0.593	0.403	0.358	0.350	0.352	0.363	0.309	0.306	0.725	4.981
1962/63	1.484	0.928	0.678	0.579	0.591	0.493	0.479	0.412	0.380	0.395	0.332	1.191	7.942
1963/64	0.480	0.558	0.439	0.381	0.423	0.382	0.336	0.336	0.709	0.347	0.320	0.303	5.015
1964/65	0.270	0.245	1.280	0.547	0.493	0.493	0.408	0.383	0.370	0.306	0.287	0.258	5.340
1965/66	1.951	0.894	0.786	0.821	0.668	0.572	0.548	0.814	0.499	0.529	0.411	0.372	8.866
1966/67	0.997	0.474	0.420	0.371	0.351	0.321	0.293	0.262	0.246	0.240	0.238	0.220	4.432
1967/68	0.215	0.362	0.313	0.279	0.284	0.401	0.435	0.415	0.419	0.374	0.342	0.304	4.142
1968/69	0.267	0.917	0.662	0.630	0.573	0.802	2.470	1.652	1.428	1.191	1.002	0.956	12.550
1969/70	1.729	0.881	0.962	0.850	0.721	0.625	0.539	0.496	0.461	0.424	0.367	0.320	8.376
1970/71	0.404	0.298	0.396	0.336	0.299	0.315	0.437	1.279	0.796	0.684	0.570	0.515	6.329
1971/72	0.433	0.509	3.235	1.106	0.931	1.040	0.819	1.110	1.302	0.735	0.740	1.786	13.746
1972/73	1.011	0.843	0.694	0.574	0.479	0.405	0.365	0.339	1.090	0.685	0.584	0.556	7.626
1973/74	0.464	0.379	0.340	0.290	0.309	1.343	1.375	0.743	0.673	0.694	0.657	0.725	7.993
1974/75	0.479	0.403	0.352	0.304	0.279	0.378	0.304	0.501	0.892	0.448	0.507	0.745	5.592
1975/76	0.436	0.372	0.442	0.346	0.404	0.307	0.445	0.694	0.461	0.365	0.413	0.333	5.018
1976/77	0.400	0.323	0.654	1.662	1.079	0.900	0.870	5.419	2.614	1.758	1.400	1.180	18.258
1977/78	0.955	0.780	0.662	0.565	0.503	0.450	0.507	0.817	0.494	0.428	0.383	0.360	6.905
1978/79	0.309	0.267	0.249	0.297	0.296	0.318	0.461	0.315	0.450	0.319	0.289	0.267	3.837
1979/80	1.253	0.600	0.503	0.436	0.416	0.349	0.322	0.470	0.337	0.294	0.292	0.289	5.563
1980/81	0.267	0.251	0.232	0.217	0.209	0.204	0.879	0.398	0.390	0.326	0.393	0.366	4.130
1981/82	0.277	0.242	0.231	0.251	0.716	0.376	0.345	0.385	0.364	0.387	0.355	0.280	4.210
1982/83	2.819	0.671	0.574	0.489	0.475	0.395	0.365	0.329	0.389	0.329	0.521	0.313	7.670
1983/84	0.273	0.490	0.409	0.381	0.367	0.376	0.344	1.252	0.581	0.484	0.406	0.363	5.726
1984/85	0.307	0.658	0.469	0.352	0.523	0.580	0.418	0.821	0.447	0.414	0.372	0.342	5.703
1985/86	0.365	0.278	0.259	0.238	0.252	0.230	0.298	0.280	0.259	0.235	0.259	0.422	3.375
1986/87	1.033	0.461	0.389	0.923	0.738	0.480	0.417	0.397	0.332	0.430	0.331	0.312	6.243
1987/88	0.385	0.428	0.442	1.319	0.741	0.613	2.262	1.620	3.793	1.799	1.455	1.177	16.034
1988/89	1.283	0.927	0.723	0.590	0.519	0.830	0.564	0.720	0.488	0.435	0.409	0.411	7.899
1989/90	0.348	0.409	0.432	0.373	0.300	0.261	0.237	0.241	0.438	0.281	0.432	0.277	4.030
1990/91	0.591	0.306	0.268	0.248	0.881	1.156	0.848	0.707	0.501	0.447	0.399	0.595	6.948
1991/92	0.464	0.405	0.521	0.358	0.305	0.272	0.268	0.377	0.702	0.427	0.382	0.376	4.856
1992/93	0.442	0.319	0.348	0.275	0.331	0.273	0.246	0.354	0.303	0.271	0.247	0.297	3.708
1993/94	0.352	0.245	0.226	0.211	0.212	0.197	0.201	0.202	0.195	0.202	0.216	0.434	2.893
1994/95	0.572	0.375	0.324	0.286	0.260	0.242	0.243	0.271	0.245	0.231	0.241	0.212	3.501
1995/96	0.191	0.184	0.241	0.446	0.397	0.303	0.283	0.278	0.268	0.249	0.472	0.309	3.621
1996/97	0.253	0.344	1.091	1.933	1.333	1.080	0.893	0.829	0.915	0.707	0.856	0.642	10.877
1997/98	0.531	0.462	0.595	0.428	0.355	0.310	0.322	0.509	0.334	0.301	0.313	0.282	4.742
1998/99	0.280	0.227	0.262	0.213	0.196	0.339	0.327	0.339	0.351	0.545	0.358	0.614	4.052
1999/00	0.353	0.324	0.278	0.250	0.216	0.204	0.253	0.873	0.687	0.421	0.364	0.320	4.543
2000/01	1.768	0.906	0.755	0.698	0.589	0.505	0.442	0.481	0.389	0.357	0.337	0.321	7.549
2001/02	0.299	0.297	0.241	0.213	0.193	0.208	0.400	0.669	0.534	0.609	1.180	0.646	5.488
2002/03	0.671	0.573	0.465	0.399	0.372	0.372	0.639	2.139	1.209	0.945	0.798	0.718	9.298
2003/04	0.690	0.573	0.476	0.407	0.393	0.766	1.510	3.007	1.485	1.315	1.060	0.860	12.544
2004/05	0.703	0.582	0.571	0.431	0.372	0.323	0.295	0.325	0.369	0.287	0.368	0.797	5.422
2005/06	0.387	0.872	0.596	0.552	0.897	0.549	0.477	0.406	0.805	0.478	0.403	0.428	6.849

2108. Río Escuriza (Embalse de Escuriza)

1940/2005
(hm³)

Serie completa

	Oct	Nov	Dic	Ene	Feb	Mar	Abr	May	Jun	Jul	Ago	Sep	Total
Máximo	2,819	1,523	3,235	1,933	1,536	1,657	3,303	6,118	3,793	2,393	1,922	1,786	22,540
Mínimo	0,191	0,184	0,226	0,211	0,193	0,197	0,201	0,202	0,195	0,202	0,216	0,212	2,893
Media	0,652	0,521	0,577	0,521	0,501	0,512	0,617	0,861	0,727	0,577	0,531	0,559	7,157

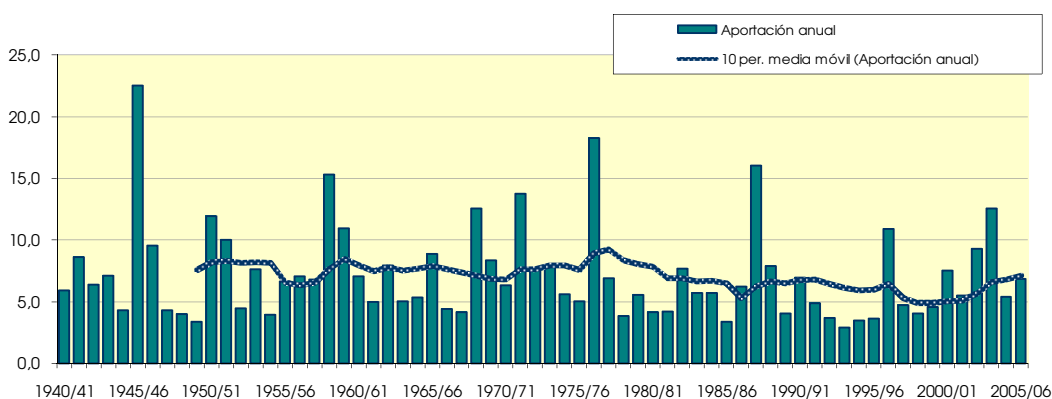
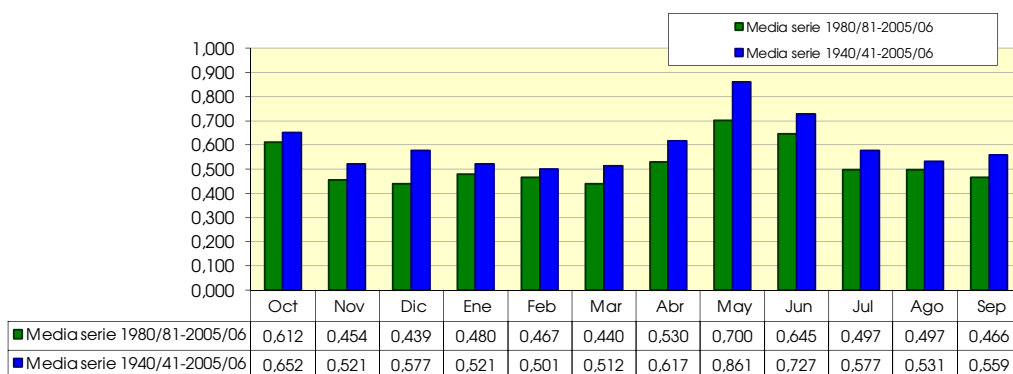
Percentil 1%	0,206	0,206	0,229	0,212	0,195	0,201	0,224	0,225	0,228	0,221	0,230	0,217	3,203
Percentil 5%	0,249	0,231	0,241	0,221	0,212	0,207	0,247	0,264	0,261	0,242	0,250	0,260	3,531
Percentil 10%	0,268	0,248	0,261	0,249	0,256	0,247	0,266	0,288	0,307	0,281	0,283	0,280	3,895
Percentil 25%	0,307	0,323	0,340	0,304	0,306	0,311	0,321	0,352	0,365	0,321	0,333	0,315	4,442
Percentil 50%	0,445	0,415	0,442	0,403	0,404	0,398	0,419	0,500	0,491	0,429	0,404	0,420	6,286
Desviación típica	0,513	0,278	0,429	0,331	0,273	0,298	0,567	1,044	0,651	0,414	0,331	0,356	3,789
Coef. variación	0,786	0,533	0,743	0,636	0,546	0,582	0,918	1,213	0,895	0,716	0,624	0,637	0,529

1980/2005
(hm³)

Serie para asignación y reserva

	Oct	Nov	Dic	Ene	Feb	Mar	Abr	May	Jun	Jul	Ago	Sep	Total
Máximo	2,819	0,927	1,091	1,933	1,333	1,156	2,262	3,007	3,793	1,799	1,455	1,177	16,034
Mínimo	0,191	0,184	0,226	0,211	0,193	0,197	0,201	0,202	0,195	0,202	0,216	0,212	2,893
Media	0,612	0,454	0,439	0,480	0,467	0,440	0,530	0,700	0,645	0,497	0,497	0,466	6,227

Percentil 1%	0,206	0,195	0,227	0,212	0,194	0,199	0,210	0,211	0,208	0,209	0,222	0,228	3,013
Percentil 5%	0,257	0,231	0,231	0,213	0,199	0,204	0,239	0,249	0,248	0,232	0,242	0,278	3,406
Percentil 10%	0,270	0,244	0,236	0,215	0,210	0,206	0,245	0,274	0,263	0,242	0,253	0,281	3,561
Percentil 25%	0,301	0,299	0,264	0,250	0,270	0,264	0,286	0,332	0,338	0,290	0,341	0,313	4,071
Percentil 50%	0,386	0,407	0,420	0,377	0,372	0,355	0,355	0,402	0,414	0,417	0,387	0,371	5,455
Desviación típica	0,574	0,212	0,205	0,386	0,275	0,262	0,458	0,654	0,709	0,358	0,311	0,228	3,106
Coef. variación	0,938	0,468	0,468	0,804	0,589	0,596	0,864	0,934	1,100	0,722	0,626	0,489	0,499



2112. Río Escuriza bajo

(hm ³)	Oct	Nov	Dic	Ene	Feb	Mar	Abr	May	Jun	Jul	Ago	Sep	Total
1940/41	0.678	0.523	0.455	0.563	0.547	0.720	0.929	1.169	1.034	0.897	0.910	1.069	9.493
1941/42	0.759	0.692	0.728	0.626	0.613	0.896	2.982	1.857	1.595	1.330	1.128	1.142	14.349
1942/43	0.888	1.173	0.807	0.687	0.586	0.639	0.665	0.592	0.532	1.012	0.665	1.847	10.092
1943/44	0.950	0.837	1.901	1.185	0.965	0.805	0.693	0.780	0.807	0.690	0.666	0.881	11.159
1944/45	0.733	0.646	0.564	0.703	0.692	0.596	0.522	0.501	0.548	0.504	0.529	0.450	6.990
1945/46	0.380	3.170	1.160	1.126	0.921	1.470	6.562	11.933	5.200	4.055	3.228	2.572	41.778
1946/47	2.068	1.657	1.391	1.239	1.364	1.136	0.964	1.277	0.984	0.919	0.834	0.772	14.604
1947/48	0.788	0.600	0.517	0.482	0.691	0.533	0.601	0.505	0.470	0.429	0.410	0.420	6.446
1948/49	0.375	0.333	0.558	0.422	0.588	0.458	0.415	0.661	0.583	0.518	0.477	0.505	5.895
1949/50	0.421	0.389	0.407	0.349	0.322	0.314	0.375	0.564	0.573	0.461	0.428	0.383	4.986
1950/51	0.411	0.334	1.304	1.274	1.136	1.160	2.294	2.280	2.178	1.812	1.673	2.505	18.361
1951/52	2.903	1.726	1.671	1.446	1.284	1.061	0.934	0.821	0.766	1.189	0.822	0.658	15.283
1952/53	0.569	0.501	0.469	0.422	0.397	0.371	0.398	0.352	1.078	0.677	0.623	0.617	6.474
1953/54	1.073	0.606	0.866	0.614	0.555	1.234	0.832	1.678	1.531	1.282	1.050	0.866	12.187
1954/55	0.722	0.614	0.533	0.536	0.537	0.467	0.448	0.444	0.434	0.429	0.503	0.473	6.140
1955/56	0.435	0.393	0.623	0.462	0.436	0.689	0.551	1.837	1.192	0.968	1.038	0.814	9.438
1956/57	0.783	0.746	0.570	0.481	0.431	0.403	0.377	0.927	2.656	1.376	1.151	0.993	10.893
1957/58	2.986	1.359	1.061	0.891	0.748	0.667	0.588	0.619	0.523	0.557	0.482	0.508	10.989
1958/59	0.473	0.620	1.836	0.962	2.943	2.835	2.164	4.848	2.742	2.437	1.915	2.010	25.786
1959/60	1.860	3.079	1.830	1.632	1.603	1.674	1.323	1.156	1.096	0.891	0.771	0.709	17.621
1960/61	2.239	1.027	1.602	1.130	0.945	0.812	0.720	0.835	0.659	0.609	0.611	0.558	11.746
1961/62	0.652	0.733	0.573	0.892	0.632	0.556	0.530	0.522	0.525	0.468	0.470	1.237	7.789
1962/63	3.081	1.450	1.094	0.929	0.952	0.781	0.741	0.646	0.588	0.587	0.516	1.537	12.902
1963/64	0.745	0.844	0.685	0.589	0.763	0.603	0.531	0.512	0.891	0.533	0.496	0.465	7.657
1964/65	0.420	0.382	1.957	0.876	0.777	0.757	0.634	0.584	0.550	0.466	0.431	0.392	8.225
1965/66	5.023	1.434	1.251	1.277	1.037	0.888	0.825	1.084	0.753	0.763	0.630	0.572	15.538
1966/67	1.444	0.721	0.639	0.562	0.529	0.486	0.441	0.398	0.377	0.372	0.369	0.343	6.681
1967/68	0.343	0.607	0.479	0.428	0.440	0.599	0.623	0.640	0.666	0.592	0.540	0.480	6.437
1968/69	0.420	1.418	1.072	1.074	0.915	1.367	5.269	2.739	2.346	1.943	1.613	1.563	21.738
1969/70	2.834	1.385	1.822	1.406	1.111	0.958	0.828	0.747	0.692	0.637	0.559	0.487	13.464
1970/71	0.632	0.451	0.594	0.511	0.445	0.452	0.602	1.747	1.185	1.030	0.877	0.785	9.311
1971/72	0.657	0.746	4.918	1.753	1.461	1.516	1.244	1.510	1.733	1.117	1.079	2.566	20.301
1972/73	1.627	1.328	1.089	0.894	0.740	0.624	0.559	0.518	1.772	1.107	0.948	0.901	12.106
1973/74	0.730	0.598	0.525	0.454	0.468	1.993	1.968	1.192	1.058	1.036	0.971	1.014	12.007
1974/75	0.728	0.623	0.543	0.468	0.425	0.554	0.464	0.710	1.155	0.683	0.773	1.034	8.159
1975/76	0.666	0.566	0.680	0.525	0.574	0.464	0.618	0.924	0.660	0.548	0.604	0.494	7.322
1976/77	0.674	0.487	1.024	3.181	1.797	1.485	1.418	7.435	3.970	2.879	2.291	1.891	28.532
1977/78	1.528	1.240	1.037	0.880	0.778	0.693	0.738	1.070	0.738	0.650	0.580	0.536	10.467
1978/79	0.465	0.404	0.380	0.482	0.460	0.484	0.631	0.493	0.633	0.500	0.451	0.414	5.799
1979/80	1.961	0.967	0.807	0.689	0.635	0.546	0.500	0.658	0.512	0.453	0.454	0.449	8.630
1980/81	0.414	0.387	0.358	0.336	0.324	0.320	1.215	0.629	0.606	0.513	0.584	0.541	6.229
1981/82	0.423	0.370	0.355	0.381	0.961	0.556	0.511	0.562	0.545	0.558	0.516	0.422	6.161
1982/83	3.593	0.984	0.836	0.713	0.676	0.583	0.544	0.495	0.550	0.493	0.692	0.473	10.631
1983/84	0.409	0.939	0.633	0.578	0.549	0.546	0.509	1.713	0.927	0.770	0.641	0.559	8.773
1984/85	0.472	0.878	0.686	0.543	0.717	0.791	0.629	1.139	0.693	0.630	0.574	0.531	8.283
1985/86	0.534	0.424	0.395	0.367	0.382	0.357	0.445	0.429	0.401	0.368	0.393	0.612	5.107
1986/87	1.347	0.716	0.602	1.272	1.023	0.727	0.630	0.591	0.500	0.620	0.503	0.476	9.006
1987/88	0.561	0.622	0.654	2.074	1.192	0.980	3.533	2.716	5.540	3.030	2.430	1.951	25.283
1988/89	1.928	1.458	1.149	0.930	0.804	1.101	0.819	0.967	0.700	0.623	0.589	0.589	11.657
1989/90	0.505	0.575	0.595	0.529	0.440	0.383	0.349	0.357	0.576	0.425	0.575	0.420	5.729
1990/91	0.749	0.446	0.391	0.362	1.126	1.514	1.144	0.976	0.730	0.644	0.578	1.024	9.684
1991/92	0.734	0.634	0.762	0.548	0.464	0.414	0.399	0.587	0.941	0.643	0.580	0.550	7.255
1992/93	0.617	0.478	0.506	0.411	0.456	0.392	0.364	0.530	0.464	0.419	0.382	0.424	5.442
1993/94	0.495	0.376	0.347	0.328	0.325	0.310	0.312	0.320	0.312	0.325	0.351	0.613	4.414
1994/95	0.769	0.545	0.475	0.421	0.386	0.362	0.359	0.392	0.364	0.352	0.364	0.324	5.112
1995/96	0.292	0.283	0.353	0.630	0.560	0.456	0.423	0.414	0.401	0.379	0.635	0.451	5.277
1996/97	0.380	0.476	1.851	3.216	2.205	1.772	1.452	1.302	1.361	1.083	1.288	0.996	17.383
1997/98	0.827	0.716	0.854	0.646	0.539	0.470	0.470	0.689	0.508	0.463	0.482	0.434	7.097
1998/99	0.418	0.352	0.417	0.333	0.308	0.514	0.508	0.523	0.549	0.795	0.571	0.823	6.112
1999/00	0.538	0.489	0.423	0.377	0.329	0.310	0.365	1.060	0.974	0.646	0.558	0.490	6.560
2000/01	2.697	1.404	1.163	1.055	0.893	0.767	0.671	0.699	0.589	0.540	0.513	0.484	11.475
2001/02	0.442	0.430	0.363	0.322	0.293	0.308	0.503	1.116	0.841	0.880	1.759	1.010	8.266
2002/03	0.973	0.834	0.697	0.605	0.563	0.561	1.045	3.123	1.873	1.497	1.254	1.132	14.156
2003/04	1.042	0.871	0.725	0.618	0.595	1.138	2.985	4.123	2.425	2.140	1.698	1.373	19.732
2004/05	1.110	0.909	0.849	0.664	0.568	0.495	0.451	0.501	0.529	0.438	0.511	0.975	7.999
2005/06	0.566	1.713	0.880	0.805	1.283	0.823	0.713	0.607	1.031	0.718	0.615	0.622	10.374

2112. Río Escuriza bajo

1940/2005
(hm³)

Serie completa

	Oct	Nov	Dic	Ene	Feb	Mar	Abr	May	Jun	Jul	Ago	Sep	Total
Máximo	5,023	3,170	4,918	3,216	2,943	2,835	6,562	11,933	5,540	4,055	3,228	2,572	41,778
Mínimo	0,292	0,283	0,347	0,322	0,293	0,308	0,312	0,320	0,312	0,325	0,351	0,324	4,414
Media	1,060	0,844	0,899	0,821	0,776	0,783	0,998	1,308	1,105	0,900	0,821	0,852	11,166

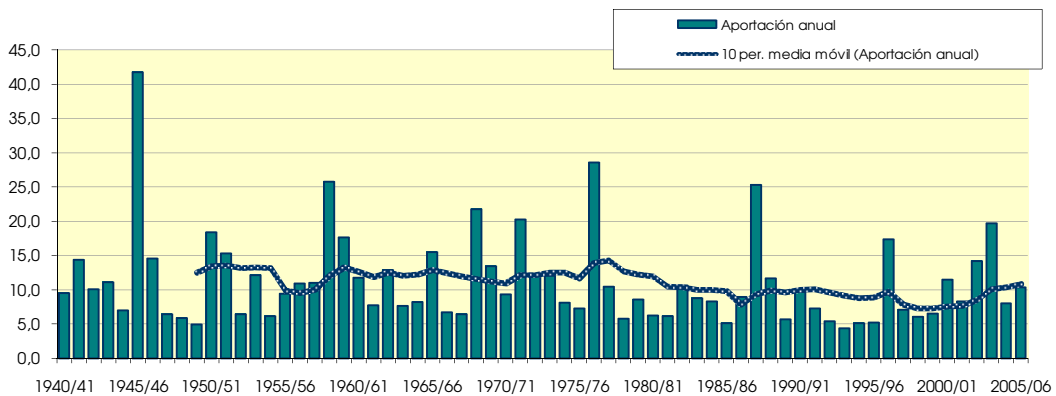
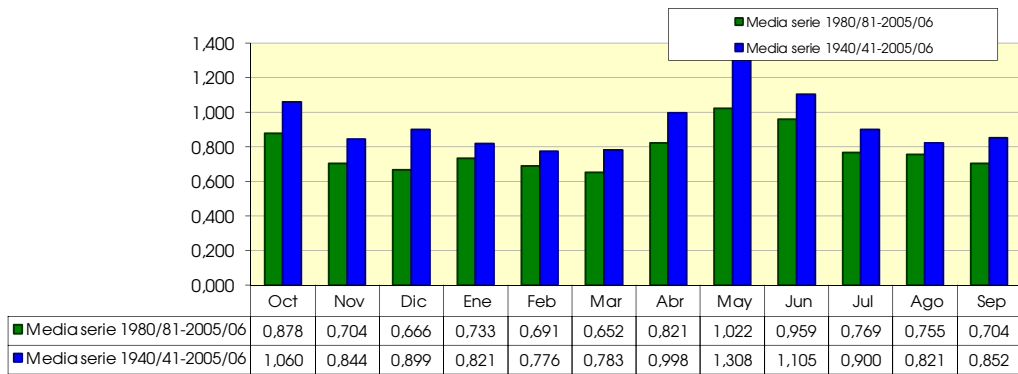
Percentil 1%	0,325	0,315	0,351	0,326	0,302	0,309	0,336	0,341	0,346	0,343	0,359	0,336	4,786
Percentil 5%	0,380	0,357	0,359	0,339	0,324	0,315	0,364	0,393	0,401	0,374	0,384	0,398	5,154
Percentil 10%	0,413	0,384	0,393	0,372	0,384	0,367	0,387	0,436	0,467	0,427	0,429	0,421	5,764
Percentil 25%	0,472	0,480	0,519	0,471	0,461	0,468	0,478	0,525	0,548	0,501	0,505	0,477	6,591
Percentil 50%	0,725	0,640	0,686	0,622	0,623	0,613	0,626	0,704	0,715	0,643	0,597	0,613	9,375
Desviación típica	0,931	0,559	0,673	0,569	0,467	0,472	1,100	1,766	1,021	0,695	0,549	0,556	6,579
Coef. variación	0,879	0,662	0,749	0,693	0,601	0,603	1,103	1,350	0,924	0,772	0,669	0,652	0,589

1980/2005
(hm³)

Serie para asignación y reserva

	Oct	Nov	Dic	Ene	Feb	Mar	Abr	May	Jun	Jul	Ago	Sep	Total
Máximo	3,593	1,713	1,851	3,216	2,205	1,772	3,533	4,123	5,540	3,030	2,430	1,951	25,283
Mínimo	0,292	0,283	0,347	0,322	0,293	0,308	0,312	0,320	0,312	0,325	0,351	0,324	4,414
Media	0,878	0,704	0,666	0,733	0,691	0,652	0,821	1,022	0,959	0,769	0,755	0,704	9,354

Percentil 1%	0,314	0,300	0,349	0,323	0,296	0,308	0,322	0,329	0,325	0,332	0,354	0,348	4,587
Percentil 5%	0,387	0,357	0,354	0,329	0,312	0,310	0,352	0,365	0,374	0,356	0,368	0,421	5,108
Percentil 10%	0,411	0,373	0,357	0,334	0,325	0,315	0,361	0,403	0,401	0,373	0,387	0,423	5,195
Percentil 25%	0,449	0,434	0,400	0,378	0,400	0,386	0,429	0,507	0,513	0,444	0,511	0,474	6,125
Percentil 50%	0,563	0,598	0,617	0,563	0,561	0,530	0,510	0,618	0,598	0,621	0,577	0,554	8,133
Desviación típica	0,768	0,367	0,339	0,631	0,423	0,379	0,779	0,932	1,049	0,604	0,508	0,369	4,978
Coef. variación	0,874	0,522	0,508	0,861	0,613	0,581	0,949	0,912	1,094	0,785	0,672	0,525	0,532



2115. Rio Seco

(hm ²)	Oct	Nov	Dic	Ene	Feb	Mar	Abr	May	Jun	Jul	Ago	Sep	Total
1940/41	0,315	0,160	0,135	0,506	0,285	1,488	0,889	1,401	0,534	0,406	0,472	0,584	7,175
1941/42	0,229	0,547	0,495	0,319	0,403	0,923	3,715	0,742	0,964	0,401	0,349	0,408	9,494
1942/43	0,280	0,610	0,247	0,223	0,182	1,176	0,299	0,373	0,202	0,563	0,199	0,630	4,983
1943/44	0,305	0,246	1,993	0,346	0,323	0,260	0,273	1,251	0,474	0,212	0,335	0,406	6,425
1944/45	0,242	0,286	0,193	0,268	0,231	0,220	0,172	0,183	0,331	0,177	0,221	0,143	2,666
1945/46	0,120	0,909	0,451	0,458	0,283	1,126	3,844	7,869	1,666	1,216	0,973	0,776	19,690
1946/47	0,618	0,479	0,449	0,724	0,750	0,387	0,266	0,781	0,300	0,470	0,343	0,241	5,809
1947/48	0,204	0,191	0,142	0,203	0,251	0,159	0,237	0,204	0,219	0,161	0,119	0,121	2,211
1948/49	0,105	0,096	0,348	0,113	0,157	0,140	0,113	0,369	0,179	0,191	0,125	0,150	2,086
1949/50	0,111	0,133	0,146	0,094	0,087	0,087	0,205	0,878	0,156	0,127	0,118	0,105	2,248
1950/51	0,101	0,093	1,848	0,959	0,607	0,634	1,811	1,071	1,028	0,876	0,491	0,773	10,292
1951/52	0,714	0,501	0,707	0,492	0,328	0,295	0,296	0,242	0,187	0,272	0,196	0,165	4,396
1952/53	0,141	0,188	0,143	0,109	0,107	0,177	0,131	0,096	0,855	0,189	0,175	0,175	2,486
1953/54	0,196	0,179	0,508	0,173	0,151	0,583	0,462	3,776	0,964	0,391	0,318	0,265	7,966
1954/55	0,217	0,200	0,161	0,351	0,173	0,148	0,197	0,152	0,230	0,126	0,165	0,164	2,282
1955/56	0,112	0,122	0,318	0,148	0,135	0,297	0,168	1,113	0,316	0,272	0,296	0,240	3,537
1956/57	0,196	0,277	0,157	0,131	0,118	0,112	0,140	0,623	1,867	0,409	0,341	0,290	4,661
1957/58	0,623	0,380	0,291	0,293	0,207	0,191	0,165	0,234	0,166	0,152	0,138	0,158	2,997
1958/59	0,124	0,297	1,437	0,289	0,695	1,417	0,932	2,512	0,817	0,673	0,546	0,924	10,663
1959/60	0,558	1,145	0,748	0,487	0,452	0,605	0,358	0,374	0,348	0,267	0,205	0,183	5,729
1960/61	0,506	0,289	0,877	0,332	0,257	0,221	0,202	0,308	0,198	0,170	0,343	0,158	3,860
1961/62	0,168	0,533	0,167	0,601	0,229	0,175	0,174	0,185	0,220	0,158	0,134	0,838	3,580
1962/63	0,560	0,513	0,327	0,304	0,295	0,237	0,307	0,246	0,164	0,153	0,163	0,465	3,734
1963/64	0,201	0,463	0,355	0,167	0,493	0,263	0,168	0,186	0,319	0,195	0,142	0,132	3,084
1964/65	0,121	0,145	0,770	0,279	0,278	0,221	0,183	0,155	0,151	0,125	0,114	0,107	2,649
1965/66	0,706	0,417	0,331	0,755	0,330	0,244	0,309	0,472	0,205	0,192	0,172	0,158	4,291
1966/67	0,380	0,278	0,175	0,220	0,157	0,146	0,129	0,129	0,105	0,285	0,105	0,098	2,207
1967/68	0,094	0,379	0,152	0,120	0,128	0,346	0,220	2,260	0,237	0,174	0,157	0,139	4,405
1968/69	0,121	1,404	0,553	0,542	0,305	0,587	3,195	2,051	1,236	0,691	0,481	0,530	11,697
1969/70	0,549	0,429	0,364	0,524	0,303	0,318	0,228	0,231	0,297	0,170	0,154	0,134	3,703
1970/71	0,218	0,122	0,251	0,171	0,112	0,153	0,754	2,080	0,456	0,360	0,371	0,207	5,255
1971/72	0,171	0,423	3,615	0,537	0,432	0,814	0,397	0,544	0,696	0,353	0,296	1,374	9,652
1972/73	0,500	0,433	0,296	0,242	0,200	0,168	0,164	0,143	1,516	0,335	0,305	0,284	4,587
1973/74	0,215	0,175	0,153	0,129	0,157	1,649	1,416	0,508	0,371	0,370	0,455	0,329	5,928
1974/75	0,204	0,182	0,154	0,133	0,119	0,340	0,186	0,352	1,782	0,198	0,402	0,387	4,439
1975/76	0,195	0,165	0,335	0,151	0,212	0,132	0,507	0,522	0,268	0,149	0,216	0,143	2,993
1976/77	0,179	0,135	0,701	2,876	0,548	0,462	0,570	3,818	2,051	0,999	0,671	0,557	13,566
1977/78	0,437	0,361	0,310	0,263	0,229	0,202	0,435	0,668	0,412	0,187	0,171	0,161	3,835
1978/79	0,131	0,114	0,113	0,382	0,188	0,265	0,417	0,193	0,440	0,160	0,144	0,217	2,766
1979/80	1,159	0,313	0,251	0,215	0,216	0,171	0,158	0,321	0,169	0,142	0,144	0,134	3,393
1980/81	0,122	0,134	0,109	0,104	0,100	0,098	0,717	0,190	0,248	0,156	0,236	0,231	2,447
1981/82	0,119	0,105	0,114	0,115	0,223	0,162	0,132	0,342	0,155	0,141	0,126	0,115	1,848
1982/83	0,913	0,265	0,199	0,170	0,154	0,143	0,135	0,126	0,212	0,137	0,190	0,122	2,766
1983/84	0,105	0,705	0,169	0,149	0,149	0,222	0,141	1,178	0,261	0,216	0,179	0,154	3,628
1984/85	0,127	1,081	0,175	0,152	0,218	0,185	0,175	0,452	0,212	0,180	0,162	0,150	3,269
1985/86	0,163	0,132	0,109	0,104	0,135	0,104	0,382	0,243	0,127	0,110	0,109	0,719	2,438
1986/87	1,045	0,204	0,165	0,957	0,399	0,192	0,166	0,221	0,134	0,312	0,137	0,130	4,061
1987/88	0,170	0,304	0,296	1,624	0,338	0,276	2,552	2,168	2,651	0,897	0,717	0,570	12,564
1988/89	0,511	0,633	0,321	0,258	0,244	0,502	0,446	0,363	0,232	0,152	0,347	0,178	4,187
1989/90	0,124	0,343	0,152	0,135	0,116	0,101	0,093	0,210	0,264	0,122	0,265	0,134	2,060
1990/91	0,359	0,127	0,120	0,123	0,442	0,805	0,645	0,306	0,223	0,228	0,169	0,647	4,193
1991/92	0,228	0,210	0,427	0,162	0,137	0,127	0,118	0,404	0,717	0,174	0,177	0,271	3,152
1992/93	0,258	0,136	0,179	0,118	0,158	0,129	0,162	0,411	0,144	0,117	0,109	0,131	2,053
1993/94	0,240	0,108	0,099	0,094	0,125	0,091	0,138	0,115	0,093	0,113	0,106	0,237	1,560
1994/95	0,397	0,171	0,119	0,107	0,100	0,095	0,145	0,228	0,155	0,099	0,168	0,091	1,875
1995/96	0,082	0,090	0,246	0,376	0,226	0,129	0,158	0,215	0,123	0,119	0,289	0,127	2,180
1996/97	0,103	0,436	1,866	3,059	0,668	0,515	0,545	0,707	0,851	0,309	0,704	0,282	10,044
1997/98	0,235	0,230	0,681	0,200	0,154	0,132	0,235	0,548	0,291	0,140	0,230	0,147	3,222
1998/99	0,172	0,104	0,235	0,097	0,106	0,495	0,513	0,195	0,508	0,445	0,175	0,375	3,420
1999/00	0,155	0,178	0,124	0,136	0,094	0,120	0,192	0,491	0,556	0,177	0,153	0,135	2,511
2000/01	1,435	0,406	0,307	0,445	0,254	0,216	0,182	0,272	0,157	0,146	0,140	0,168	4,127
2001/02	0,114	0,167	0,096	0,085	0,078	0,116	0,213	0,860	0,382	0,213	1,138	0,337	3,797
2002/03	0,282	0,203	0,213	0,168	0,210	0,380	1,402	3,081	0,798	0,444	0,395	0,416	7,993
2003/04	0,415	0,383	0,214	0,186	0,281	1,430	2,230	3,558	1,001	0,776	0,511	0,409	11,393
2004/05	0,338	0,271	0,317	0,192	0,177	0,144	0,136	0,177	0,209	0,126	0,154	0,421	2,662
2005/06	0,178	0,912	0,245	0,253	0,696	0,213	0,189	0,157	0,562	0,248	0,172	0,277	4,103

2115. Río Seco

1940/2005
(hm³)

Serie completa

	Oct	Nov	Dic	Ene	Feb	Mar	Abr	May	Jun	Jul	Ago	Sep	Total
Máximo	1,435	1,404	3,615	3,059	0,750	1,649	3,844	7,869	2,651	1,216	1,138	1,374	19,690
Mínimo	0,082	0,090	0,096	0,085	0,078	0,087	0,093	0,096	0,093	0,099	0,105	0,091	1,560
Media	0,314	0,339	0,431	0,382	0,259	0,374	0,560	0,861	0,521	0,294	0,281	0,310	4,924

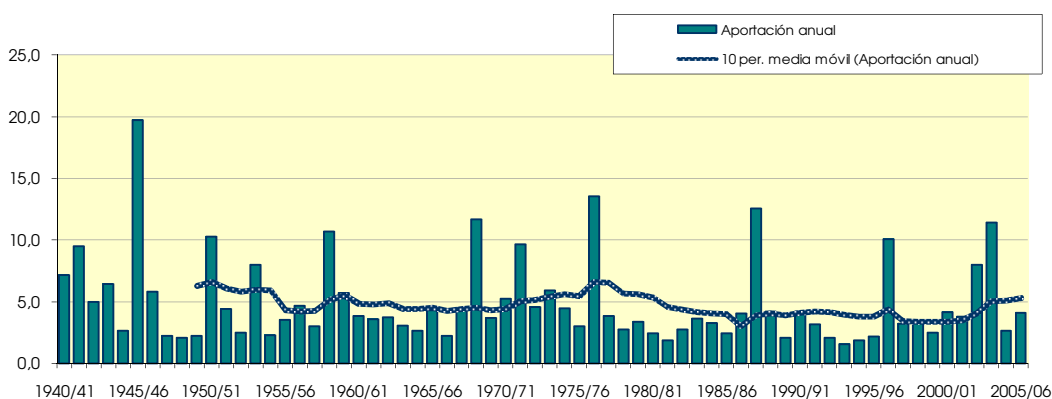
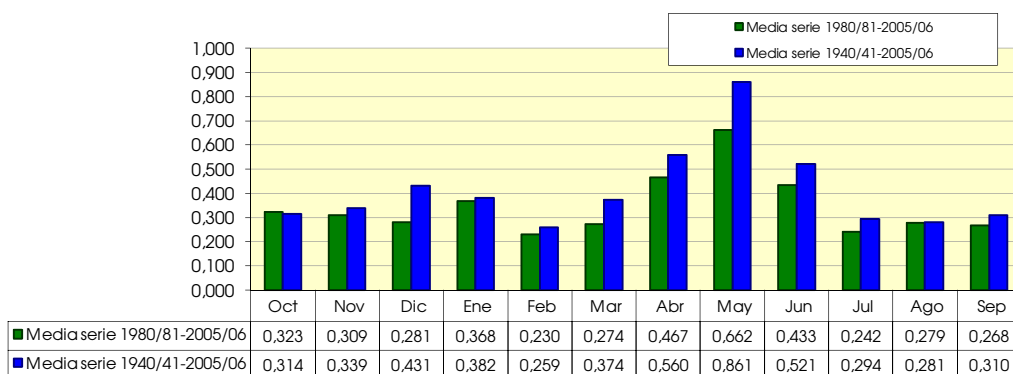
Percentil 1%	0,090	0,092	0,098	0,091	0,084	0,090	0,106	0,108	0,101	0,106	0,106	0,096	1,747
Percentil 5%	0,103	0,104	0,110	0,099	0,100	0,099	0,130	0,132	0,129	0,118	0,110	0,109	2,055
Percentil 10%	0,112	0,118	0,119	0,108	0,109	0,114	0,135	0,156	0,153	0,126	0,122	0,125	2,194
Percentil 25%	0,128	0,161	0,155	0,135	0,150	0,144	0,165	0,211	0,199	0,152	0,154	0,143	2,663
Percentil 50%	0,210	0,268	0,249	0,218	0,217	0,220	0,224	0,371	0,294	0,191	0,193	0,212	3,766
Desviación típica	0,271	0,268	0,568	0,528	0,162	0,375	0,822	1,266	0,532	0,234	0,204	0,246	3,462
Coef. variación	0,862	0,792	1,318	1,384	0,624	1,003	1,469	1,470	1,022	0,796	0,727	0,793	0,703

1980/2005
(hm³)

Serie para asignación y reserva

	Oct	Nov	Dic	Ene	Feb	Mar	Abr	May	Jun	Jul	Ago	Sep	Total
Máximo	1,435	1,081	1,866	3,059	0,696	1,430	2,552	3,558	2,651	0,897	1,138	0,719	12,564
Mínimo	0,082	0,090	0,096	0,085	0,078	0,091	0,093	0,115	0,093	0,099	0,106	0,091	1,560
Media	0,323	0,309	0,281	0,368	0,230	0,274	0,467	0,662	0,433	0,242	0,279	0,268	4,137

Percentil 1%	0,087	0,093	0,096	0,087	0,082	0,092	0,099	0,118	0,101	0,102	0,107	0,097	1,632
Percentil 5%	0,103	0,104	0,102	0,095	0,095	0,096	0,122	0,133	0,124	0,111	0,109	0,117	1,855
Percentil 10%	0,110	0,106	0,109	0,101	0,100	0,100	0,133	0,167	0,131	0,115	0,118	0,125	1,964
Percentil 25%	0,125	0,135	0,121	0,115	0,127	0,121	0,142	0,211	0,155	0,129	0,154	0,134	2,440
Percentil 50%	0,203	0,207	0,189	0,157	0,167	0,153	0,185	0,324	0,240	0,165	0,176	0,205	3,246
Desviación típica	0,326	0,257	0,347	0,640	0,162	0,293	0,635	0,894	0,519	0,199	0,241	0,173	2,958
Coef. variación	1,012	0,830	1,237	1,739	0,705	1,070	1,359	1,350	1,197	0,821	0,865	0,646	0,715



2123. Río Marfín bajo

(hm ³)	Oct	Nov	Dic	Ene	Feb	Mar	Abr	May	Jun	Jul	Ago	Sep	Total
1940/41	3,574	2,167	2,146	4,951	2,940	7,868	8,030	8,993	4,696	5,896	4,410	5,875	61,546
1941/42	3,251	3,976	4,893	3,739	3,438	8,393	29,177	7,664	9,002	5,131	4,542	4,925	88,132
1942/43	3,686	5,274	3,446	4,066	3,204	6,347	5,031	5,852	3,693	11,394	2,864	9,519	64,376
1943/44	4,069	3,466	14,749	4,693	4,036	3,901	5,168	10,847	4,610	2,852	3,071	4,282	65,744
1944/45	4,424	3,357	3,072	4,268	3,007	2,900	2,636	3,687	4,441	3,103	3,077	3,762	41,734
1945/46	2,615	16,335	6,683	5,672	3,681	16,803	50,147	108,670	20,959	14,719	12,245	9,776	268,304
1946/47	8,679	6,662	10,182	12,644	18,127	7,421	5,683	10,955	5,617	5,864	5,829	4,146	101,810
1947/48	4,015	2,821	2,727	3,509	3,064	3,601	3,136	2,946	2,733	2,758	2,734	2,646	36,691
1948/49	2,599	2,478	2,870	2,696	2,491	2,920	2,670	3,497	3,198	3,061	2,834	2,967	34,281
1949/50	2,433	2,336	2,421	3,176	2,761	3,279	2,847	4,096	4,659	2,515	2,479	2,364	35,366
1950/51	2,316	2,204	13,126	8,319	6,504	6,871	19,150	12,356	11,882	7,391	7,106	14,177	111,404
1951/52	14,811	7,106	7,299	7,083	5,721	5,096	4,585	4,396	3,552	6,436	3,981	3,961	74,025
1952/53	2,625	2,428	2,625	3,013	3,041	2,905	2,818	2,536	11,055	2,802	2,615	2,590	41,053
1953/54	3,873	2,509	4,767	2,572	2,342	9,787	3,885	15,171	7,037	4,844	4,007	3,380	64,175
1954/55	2,816	2,525	2,549	4,140	2,383	3,929	4,046	6,258	6,852	4,283	3,665	4,150	47,595
1955/56	2,507	2,413	4,135	2,514	2,273	3,772	3,085	18,481	5,146	4,066	4,787	3,953	57,134
1956/57	3,314	3,713	2,531	2,586	2,564	3,094	3,262	8,302	18,784	5,223	4,420	4,343	62,136
1957/58	11,956	6,948	4,333	4,087	3,140	3,366	2,546	2,968	5,370	5,030	3,461	2,776	55,982
1958/59	2,419	4,314	11,678	3,767	9,629	20,382	12,043	29,260	10,105	9,228	7,681	13,814	134,319
1959/60	8,290	20,172	9,253	8,429	7,092	8,597	6,017	6,489	5,812	4,436	3,369	3,146	91,102
1960/61	16,916	4,599	11,729	5,326	3,929	3,518	4,565	4,055	3,355	3,187	3,197	2,960	67,335
1961/62	3,237	6,814	3,529	5,019	3,382	3,316	3,059	3,618	2,965	3,221	3,349	8,831	50,340
1962/63	14,834	5,994	4,387	4,398	5,180	4,296	4,323	3,319	3,089	3,103	3,117	10,839	66,878
1963/64	3,705	5,137	3,743	3,267	4,330	3,372	3,137	3,191	6,729	3,052	3,017	3,567	46,249
1964/65	2,888	2,777	8,469	3,695	3,508	4,094	3,325	3,155	2,931	2,949	2,911	2,793	43,497
1965/66	31,870	6,193	5,122	9,192	4,785	4,774	3,897	6,741	3,288	3,069	2,962	2,847	84,739
1966/67	9,127	3,809	3,319	4,372	3,684	3,359	2,961	2,916	2,777	2,891	3,003	2,805	45,022
1967/68	3,057	5,731	5,345	2,996	2,642	5,312	4,108	6,492	2,852	2,892	2,915	2,736	47,078
1968/69	2,764	13,833	6,792	6,008	4,172	9,298	40,241	13,964	10,417	8,108	6,340	7,270	129,209
1969/70	10,389	5,904	6,718	7,002	4,707	6,599	7,994	5,813	3,910	3,465	3,065	2,865	68,431
1970/71	3,285	2,964	3,270	5,809	4,038	3,737	6,935	20,489	5,695	4,931	4,974	3,400	69,526
1971/72	3,141	4,851	39,189	7,513	6,382	8,444	5,236	6,930	8,724	5,547	4,382	16,717	117,058
1972/73	6,590	5,732	4,383	4,937	3,594	3,639	3,288	3,166	19,836	4,354	4,043	4,149	67,710
1973/74	3,124	2,930	2,969	3,093	2,738	16,986	13,881	5,472	5,566	4,487	5,249	4,374	70,869
1974/75	3,423	3,017	2,949	2,902	2,612	4,129	5,014	4,813	21,063	3,183	4,958	5,822	63,884
1975/76	2,897	2,715	3,781	2,887	2,795	2,822	5,463	6,301	3,320	3,167	3,180	2,787	42,116
1976/77	3,100	2,511	6,440	32,480	6,891	6,027	6,256	42,265	21,476	12,145	8,775	7,419	155,785
1977/78	6,079	5,057	4,322	6,054	4,537	3,599	5,083	8,610	6,085	4,232	3,225	2,749	59,631
1978/79	2,569	2,455	2,534	3,476	2,643	2,847	4,275	2,677	4,791	2,627	2,597	2,646	36,137
1979/80	13,039	4,282	3,305	2,933	2,976	2,859	3,527	4,343	2,718	2,588	2,506	2,756	47,831
1980/81	2,310	2,271	2,254	2,571	2,220	2,372	8,443	2,640	3,035	2,387	3,551	3,101	37,156
1981/82	2,162	2,062	2,158	2,280	3,190	2,456	2,424	3,436	2,401	2,315	2,242	2,142	29,269
1982/83	14,926	4,617	3,708	3,133	2,831	2,525	2,320	2,221	3,592	2,237	3,100	2,024	47,233
1983/84	1,939	7,705	2,992	2,319	2,263	2,695	2,144	13,882	3,677	3,063	2,583	2,374	47,637
1984/85	1,952	8,299	2,704	2,336	3,050	2,850	2,523	5,653	3,299	2,735	2,375	2,198	39,973
1985/86	2,255	2,166	2,225	2,110	1,904	1,870	3,847	2,912	2,816	2,268	1,995	8,198	34,565
1986/87	9,726	3,049	2,559	9,265	4,708	3,106	2,977	3,341	2,757	4,120	2,154	2,631	50,392
1987/88	2,961	3,406	3,826	15,297	4,671	3,872	26,424	15,909	29,587	11,087	9,016	7,297	133,354
1988/89	6,994	6,904	4,569	4,984	5,172	6,080	5,052	7,971	6,974	4,780	4,523	2,945	66,947
1989/90	2,436	3,457	2,751	2,435	2,024	2,221	3,506	4,013	4,350	2,527	3,769	2,610	36,099
1990/91	5,323	2,947	2,523	3,283	4,861	10,363	7,661	5,101	3,497	3,630	2,733	6,930	58,852
1991/92	3,092	2,904	4,342	2,431	3,253	3,954	4,011	4,449	8,295	2,852	2,801	3,680	46,064
1992/93	3,920	2,196	2,581	2,796	2,400	2,362	2,206	3,865	4,829	4,106	2,944	2,508	36,713
1993/94	2,936	2,247	2,180	2,171	1,978	2,157	2,093	2,188	2,082	2,150	2,156	3,359	27,696
1994/95	5,058	3,723	2,806	2,139	1,913	2,076	1,998	2,442	2,302	2,027	2,299	1,950	30,731
1995/96	1,905	1,837	2,827	4,329	2,935	2,057	2,203	3,107	1,913	1,965	3,697	2,063	30,839
1996/97	1,894	3,766	16,842	30,937	8,410	6,745	6,013	7,135	8,339	4,517	7,374	4,105	106,080
1997/98	3,446	3,148	6,451	7,857	5,352	3,582	2,675	5,386	3,101	2,389	2,512	2,056	47,955
1998/99	2,127	1,974	2,907	2,655	2,736	4,125	3,766	2,382	4,465	4,656	2,446	5,023	39,262
1999/00	2,418	2,357	2,015	2,516	1,994	3,271	3,117	5,430	5,733	2,735	2,498	2,159	36,243
2000/01	18,011	5,998	4,840	5,107	3,859	3,378	2,873	3,340	2,518	2,339	2,286	2,387	56,936
2001/02	1,899	2,227	1,995	2,134	1,985	1,988	2,696	16,433	5,237	3,251	12,427	4,794	57,065
2002/03	4,443	3,211	3,249	2,790	2,839	4,400	9,267	31,564	8,581	6,104	5,578	5,832	87,860
2003/04	5,506	4,725	3,198	2,921	3,097	9,677	23,525	34,932	10,729	9,989	6,857	5,602	120,758
2004/05	4,720	3,854	3,929	3,012	2,785	2,745	2,689	3,082	2,918	2,610	2,447	5,712	40,505
2005/06	2,558	10,725	4,110	3,739	7,466	3,576	3,094	2,702	7,860	3,512	2,644	4,373	56,358

2123. Río Marfín bajo

1940/2005
(hm³)

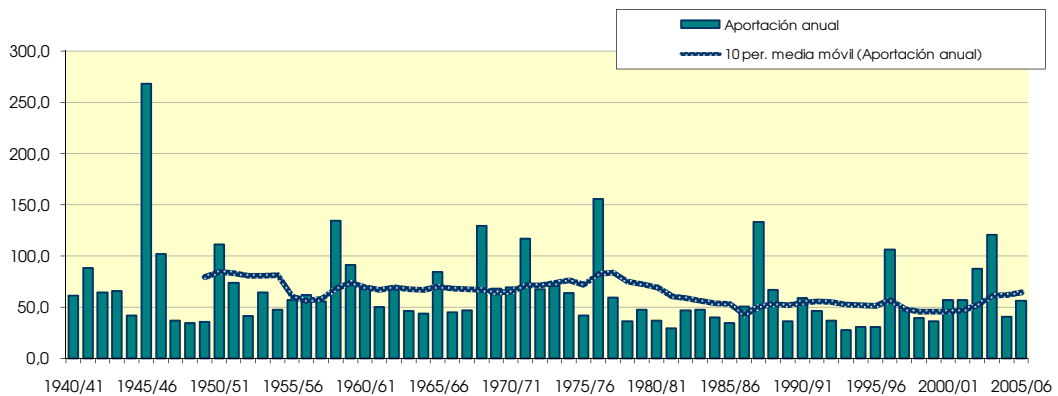
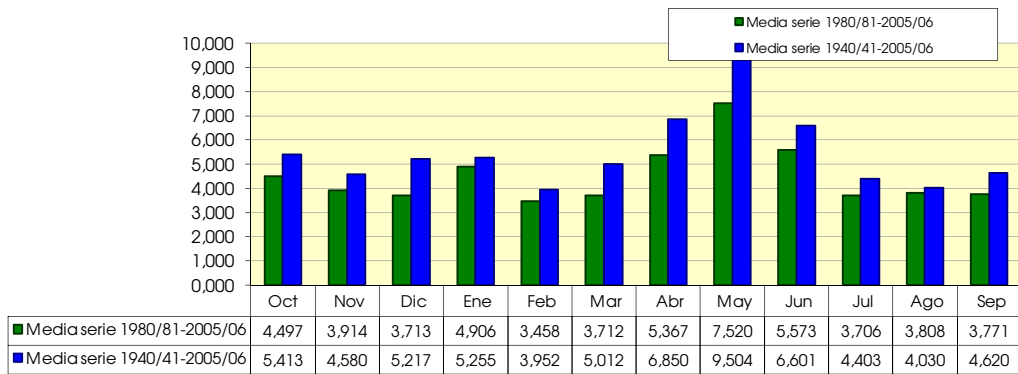
Serie completa

	Oct	Nov	Dic	Ene	Feb	Mar	Abr	May	Jun	Jul	Ago	Sep	Total
Máximo	31,870	20,172	39,189	32,480	18,127	20,382	50,147	108,670	29,587	14,719	12,427	16,717	268,304
Mínimo	1,894	1,837	1,995	2,110	1,904	1,870	1,998	2,188	1,913	1,965	1,995	1,950	27,696
Media	5,413	4,580	5,217	5,255	3,952	5,012	6,850	9,504	6,601	4,403	4,030	4,620	65,436
Percentil 1%	1,897	1,926	2,008	2,125	1,909	1,947	2,060	2,209	2,023	2,005	2,098	1,998	28,718
Percentil 5%	1,942	2,166	2,163	2,198	1,987	2,096	2,204	2,465	2,430	2,244	2,253	2,083	31,699
Percentil 10%	2,209	2,215	2,338	2,383	2,242	2,367	2,474	2,689	2,745	2,363	2,411	2,281	35,733
Percentil 25%	2,576	2,510	2,733	2,792	2,666	2,901	2,895	3,223	3,125	2,769	2,666	2,739	41,223
Percentil 50%	3,268	3,462	3,618	3,717	3,165	3,620	3,891	5,243	4,678	3,236	3,149	3,483	56,647
Desviación típica	5,185	3,297	5,290	5,338	2,409	3,606	8,765	14,796	5,563	2,643	2,189	3,072	38,609
Coef. variación	0,958	0,720	1,014	1,016	0,609	0,720	1,280	1,557	0,843	0,600	0,543	0,665	0,590

1980/2005
(hm³)

Serie para asignación y reserva

	Oct	Nov	Dic	Ene	Feb	Mar	Abr	May	Jun	Jul	Ago	Sep	Total
Máximo	18,011	10,725	16,842	30,937	8,410	10,363	26,424	34,932	29,587	11,087	12,427	8,198	133,354
Mínimo	1,894	1,837	1,995	2,110	1,904	1,870	1,998	2,188	1,913	1,965	1,995	1,950	27,696
Media	4,497	3,914	3,713	4,906	3,458	3,712	5,367	7,520	5,573	3,706	3,808	3,771	53,944
Percentil 1%	1,895	1,871	2,000	2,116	1,906	1,900	2,022	2,196	1,955	1,981	2,035	1,968	28,089
Percentil 5%	1,901	1,996	2,051	2,135	1,929	2,005	2,106	2,261	2,137	2,057	2,154	2,032	29,634
Percentil 10%	1,922	2,114	2,169	2,155	1,981	2,066	2,173	2,412	2,352	2,193	2,199	2,059	30,785
Percentil 25%	2,186	2,253	2,532	2,359	2,231	2,365	2,449	2,955	2,842	2,351	2,393	2,242	36,361
Percentil 50%	2,949	3,180	2,867	2,793	2,887	2,978	3,035	3,939	3,635	2,794	2,689	3,023	46,648
Desviación típica	4,009	2,254	2,875	6,055	1,699	2,207	6,119	8,582	5,462	2,266	2,517	1,853	28,000
Coef. variación	0,891	0,576	0,774	1,234	0,491	0,595	1,140	1,141	0,980	0,612	0,661	0,491	0,519



2201. Embalse de Pena

(hm ²)	Oct	Nov	Dic	Ene	Feb	Mar	Abr	May	Jun	Jul	Ago	Sep	Total
1940/41	1.133	0.585	0.408	0.409	0.397	0.367	0.287	0.339	0.145	0.053	0.097	0.566	4.786
1941/42	0.327	0.360	2.608	0.700	0.846	1.137	4.723	1.297	0.519	0.166	0.085	0.096	12.862
1942/43	0.139	1.408	0.713	0.303	0.232	0.770	0.402	0.327	0.138	0.213	0.153	2.115	6.912
1943/44	1.586	1.066	4.671	1.028	0.493	0.335	0.190	0.182	0.113	0.045	0.031	0.080	9.821
1944/45	0.256	0.359	0.583	1.380	0.551	0.388	0.205	0.177	0.158	0.071	0.044	0.044	4.214
1945/46	0.098	1.116	0.706	0.602	0.338	0.826	2.996	3.155	0.894	0.258	0.152	0.163	11.303
1946/47	0.246	0.176	0.172	0.130	0.393	0.482	0.250	0.783	0.234	0.181	0.084	0.090	3.222
1947/48	0.162	0.093	0.058	0.031	0.555	0.529	0.414	0.284	0.104	0.023	0.015	0.021	2.288
1948/49	0.070	0.052	2.474	0.354	1.898	2.584	0.875	1.272	0.509	0.139	0.059	0.389	10.674
1949/50	0.268	0.111	0.463	0.213	0.083	0.424	0.194	0.470	0.169	0.049	0.080	0.047	2.573
1950/51	0.087	0.074	0.210	0.267	0.337	0.427	1.663	1.224	0.253	0.080	0.054	1.368	6.043
1951/52	1.652	0.529	5.189	0.821	0.411	0.342	0.229	0.200	0.094	0.060	0.156	0.031	9.712
1952/53	0.050	0.046	0.047	0.038	0.036	0.217	0.086	0.077	0.127	0.076	0.036	0.095	0.931
1953/54	0.167	0.114	1.842	0.316	0.177	0.903	0.395	1.453	0.639	0.148	0.070	0.085	6.310
1954/55	0.042	0.038	0.057	0.131	0.146	0.136	0.080	0.064	0.092	0.045	0.046	0.070	0.948
1955/56	0.061	0.094	0.238	0.132	0.528	0.875	0.577	1.173	0.427	0.119	0.103	0.116	4.442
1956/57	0.247	0.407	0.209	0.093	0.063	0.057	0.051	0.295	0.805	0.224	0.097	0.086	2.635
1957/58	1.824	0.893	0.538	0.311	0.169	0.100	0.163	0.105	0.052	0.036	0.012	0.034	4.237
1958/59	0.137	1.117	2.146	0.513	1.819	2.008	0.566	0.676	0.287	0.106	0.073	0.932	10.381
1959/60	0.608	1.810	0.782	0.466	0.692	0.789	0.403	0.253	0.219	0.126	0.082	0.067	6.298
1960/61	0.422	0.204	0.949	0.817	0.417	0.170	0.102	0.112	0.076	0.044	0.033	0.104	3.451
1961/62	0.113	0.395	0.266	0.280	0.200	0.211	0.286	0.239	0.111	0.056	0.047	0.078	2.281
1962/63	1.233	0.608	0.331	0.198	0.188	0.171	0.112	0.098	0.079	0.078	0.067	0.857	4.020
1963/64	0.198	0.121	0.232	0.154	0.148	0.167	0.120	0.083	0.070	0.054	0.045	0.066	1.458
1964/65	0.064	0.072	4.223	0.630	0.327	0.330	0.206	0.189	0.098	0.048	0.048	0.055	6.291
1965/66	3.387	0.984	0.472	0.223	0.148	0.109	0.099	0.236	0.127	0.063	0.050	0.053	5.951
1966/67	0.543	1.664	0.252	0.102	0.096	0.113	0.186	0.144	0.063	0.042	0.091	0.056	3.352
1967/68	0.374	3.246	0.650	0.232	0.160	0.838	0.497	0.274	0.135	0.064	0.086	0.088	6.643
1968/69	0.061	0.228	0.896	0.308	0.303	0.925	3.231	1.482	0.360	0.115	0.066	0.173	8.148
1969/70	3.494	0.658	0.691	1.359	0.349	0.228	0.076	0.100	0.157	0.045	0.031	0.031	7.220
1970/71	0.064	0.067	0.617	0.423	0.171	0.570	0.672	1.651	0.505	0.108	0.052	0.257	5.158
1971/72	0.326	0.697	6.761	2.264	0.593	0.941	0.328	0.840	0.312	0.113	0.055	1.114	14.344
1972/73	0.797	0.657	0.271	0.117	0.066	0.045	0.036	0.039	0.206	0.073	0.049	0.051	2.408
1973/74	0.037	0.031	0.085	0.057	0.043	1.995	0.524	0.399	0.182	0.052	0.033	0.045	3.483
1974/75	0.037	0.033	0.037	0.029	0.479	0.688	0.158	0.179	0.371	0.059	0.038	0.067	2.176
1975/76	0.052	0.041	0.693	0.138	0.076	0.077	0.383	0.170	0.083	0.029	0.047	0.060	1.849
1976/77	0.235	0.113	1.097	2.481	0.531	0.242	0.175	4.080	1.030	0.279	0.128	0.104	10.496
1977/78	0.115	0.132	0.271	0.127	0.083	0.331	0.216	0.304	0.121	0.050	0.034	0.048	1.831
1978/79	0.128	0.120	0.132	0.404	0.175	0.195	0.275	0.186	0.135	0.120	0.117	0.122	2.109
1979/80	0.156	0.142	0.101	0.113	0.172	0.129	0.083	0.157	0.072	0.033	0.028	0.039	1.226
1980/81	0.034	0.059	0.084	0.058	0.077	0.078	1.434	0.555	0.259	0.078	0.050	0.041	2.807
1981/82	0.031	0.027	0.046	0.605	1.100	0.966	0.919	0.378	0.171	0.119	0.049	0.045	4.457
1982/83	1.888	0.581	0.369	0.202	0.147	0.137	0.139	0.137	0.122	0.033	0.083	0.084	3.920
1983/84	0.044	1.602	0.537	0.145	0.109	0.146	0.131	1.352	0.285	0.064	0.038	0.036	4.489
1984/85	0.016	0.327	0.268	0.091	0.071	0.071	0.046	0.309	0.077	0.024	0.016	0.034	1.351
1985/86	0.088	0.088	0.190	0.119	0.159	0.363	0.294	0.243	0.194	0.130	0.127	0.107	2.100
1986/87	0.585	0.439	0.305	0.632	0.901	0.455	0.291	0.208	0.106	0.032	0.034	0.039	4.026
1987/88	0.156	0.420	0.453	1.782	0.450	0.282	2.162	1.105	0.859	0.423	0.215	0.073	8.379
1988/89	0.739	1.621	0.434	0.221	0.398	1.062	0.780	0.745	0.334	0.125	0.049	0.183	6.692
1989/90	0.094	0.341	1.835	0.717	0.328	0.149	0.087	0.082	0.180	0.061	0.029	0.037	3.939
1990/91	0.833	0.273	0.176	0.169	1.823	3.113	1.068	0.591	0.245	0.091	0.050	0.244	8.676
1991/92	0.113	0.170	0.878	0.243	0.204	0.206	0.264	1.035	2.214	0.590	0.172	0.114	6.203
1992/93	0.112	0.084	0.593	0.163	0.885	0.633	0.291	0.486	0.173	0.053	0.032	0.089	3.594
1993/94	0.121	0.267	0.115	0.047	0.049	0.044	0.049	0.050	0.029	0.016	0.017	0.184	0.989
1994/95	1.375	0.349	0.240	0.089	0.047	0.042	0.037	0.099	0.039	0.014	0.011	0.020	2.362
1995/96	0.021	0.022	0.508	0.676	0.678	0.289	0.180	0.158	0.063	0.024	0.022	0.038	2.679
1996/97	0.028	0.039	0.684	1.936	0.474	0.215	0.099	0.067	0.125	0.078	0.053	0.053	3.852
1997/98	0.035	0.031	0.096	0.181	0.145	0.072	0.051	0.075	0.040	0.020	0.016	0.020	0.783
1998/99	0.018	0.019	0.126	0.106	0.059	0.301	0.164	0.249	0.093	0.037	0.030	0.156	1.357
1999/00	0.083	0.060	0.069	0.069	0.037	0.045	0.076	0.089	0.341	0.061	0.040	0.042	1.013
2000/01	3.502	1.150	0.974	0.273	0.165	0.147	0.080	0.191	0.082	0.056	0.043	0.050	6.712
2001/02	0.030	0.144	0.167	0.095	0.051	0.180	0.806	4.105	0.355	0.116	0.073	0.099	6.221
2002/03	0.075	0.059	0.063	0.050	0.324	0.300	0.474	2.047	0.265	0.089	0.054	0.076	3.877
2003/04	0.126	0.460	0.378	0.142	0.178	1.052	1.887	2.108	0.414	0.140	0.072	0.088	7.047
2004/05	0.071	0.045	0.319	0.190	0.103	0.081	0.055	0.111	0.066	0.026	0.020	0.086	1.173
2005/06	0.102	1.023	0.686	0.801	0.545	0.391	0.230	0.164	0.053	0.024	0.018	0.100	4.139

2201. Embalse de Pena

1940/2005
(hm³)

Serie completa

	Oct	Nov	Dic	Ene	Feb	Mar	Abr	May	Jun	Jul	Ago	Sep	Total
Máximo	3,502	3,246	6,761	2,481	1,898	3,113	4,723	4,105	2,214	0,590	0,215	2,115	14,344
Mínimo	0,016	0,019	0,037	0,029	0,036	0,042	0,036	0,039	0,029	0,014	0,011	0,020	0,783
Media	0,474	0,460	0,814	0,432	0,370	0,500	0,524	0,629	0,264	0,095	0,062	0,183	4,808

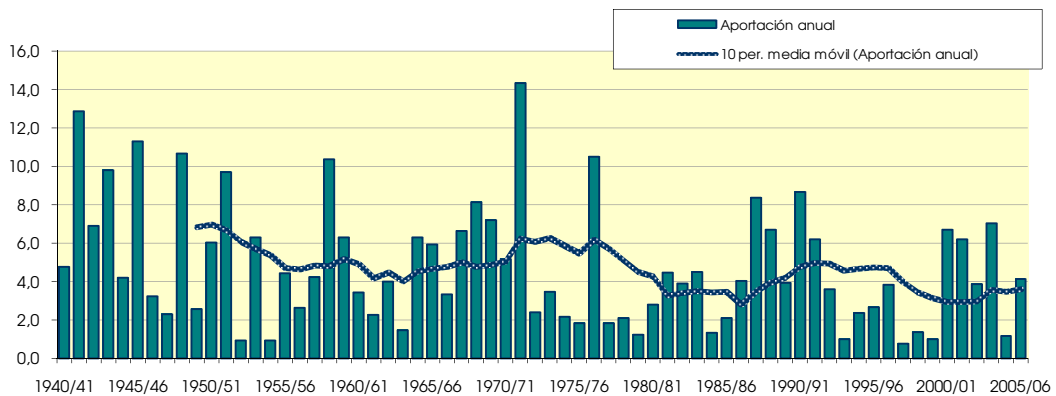
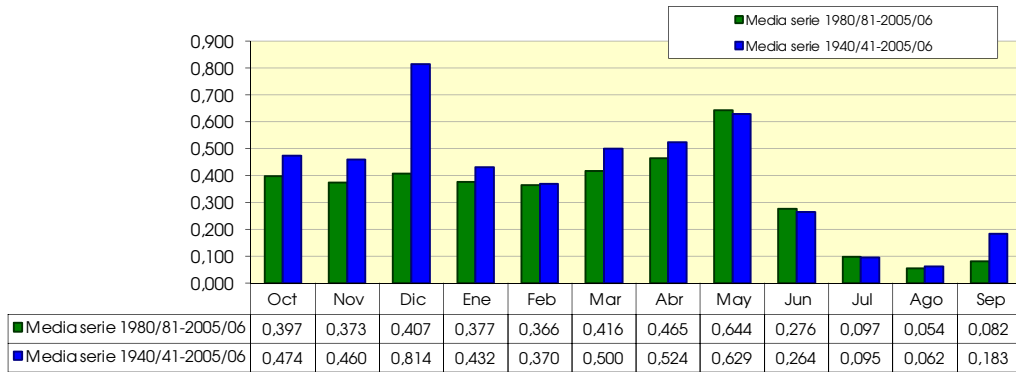
Percentil 1%	0,017	0,021	0,042	0,030	0,037	0,043	0,037	0,046	0,035	0,015	0,011	0,020	0,879
Percentil 5%	0,029	0,031	0,058	0,048	0,048	0,048	0,049	0,069	0,052	0,023	0,016	0,031	0,995
Percentil 10%	0,035	0,039	0,077	0,063	0,061	0,075	0,066	0,083	0,064	0,025	0,019	0,035	1,288
Percentil 25%	0,064	0,073	0,180	0,121	0,118	0,146	0,104	0,147	0,093	0,045	0,033	0,046	2,307
Percentil 50%	0,127	0,216	0,393	0,222	0,202	0,301	0,230	0,251	0,157	0,063	0,050	0,079	4,023
Desviación típica	0,804	0,585	1,275	0,528	0,404	0,589	0,829	0,864	0,326	0,094	0,042	0,350	3,180
Coef. variación	1,695	1,271	1,567	1,223	1,092	1,178	1,581	1,374	1,233	0,990	0,677	1,910	0,661

1980/2005
(hm³)

Serie para asignación y reserva

	Oct	Nov	Dic	Ene	Feb	Mar	Abr	May	Jun	Jul	Ago	Sep	Total
Máximo	3,502	1,621	1,835	1,936	1,823	3,113	2,162	4,105	2,214	0,590	0,215	0,244	8,676
Mínimo	0,016	0,019	0,046	0,047	0,037	0,042	0,037	0,050	0,029	0,014	0,011	0,020	0,783
Media	0,397	0,373	0,407	0,377	0,366	0,416	0,465	0,644	0,276	0,097	0,054	0,082	3,955

Percentil 1%	0,016	0,020	0,050	0,048	0,040	0,043	0,039	0,055	0,031	0,015	0,012	0,020	0,834
Percentil 5%	0,019	0,024	0,064	0,052	0,048	0,044	0,047	0,069	0,039	0,017	0,016	0,023	0,995
Percentil 10%	0,025	0,029	0,077	0,063	0,050	0,058	0,050	0,079	0,047	0,022	0,017	0,035	1,093
Percentil 25%	0,034	0,059	0,136	0,098	0,083	0,095	0,082	0,118	0,078	0,028	0,024	0,040	2,166
Percentil 50%	0,091	0,219	0,312	0,175	0,171	0,210	0,205	0,246	0,172	0,061	0,041	0,075	3,898
Desviación típica	0,783	0,466	0,388	0,492	0,421	0,627	0,588	0,913	0,432	0,129	0,049	0,056	2,325
Coef. variación	1,973	1,250	0,951	1,306	1,150	1,506	1,264	1,418	1,564	1,325	0,893	0,685	0,588



2202. Embalse de Torre del Compte (río Matarraña)

1940/2005
(hm³)

Serie completa

	Oct	Nov	Dic	Ene	Feb	Mar	Abr	May	Jun	Jul	Ago	Sep	Total
Máximo	80,747	43,782	65,712	37,285	22,315	42,418	83,468	57,066	36,155	11,898	5,548	46,413	200,293
Mínimo	0,481	0,434	0,620	0,517	0,507	0,834	0,802	0,729	0,686	0,578	0,572	0,484	18,352
Media	9,308	7,795	10,364	7,339	6,023	6,788	8,404	8,896	5,617	2,949	1,868	3,736	79,088

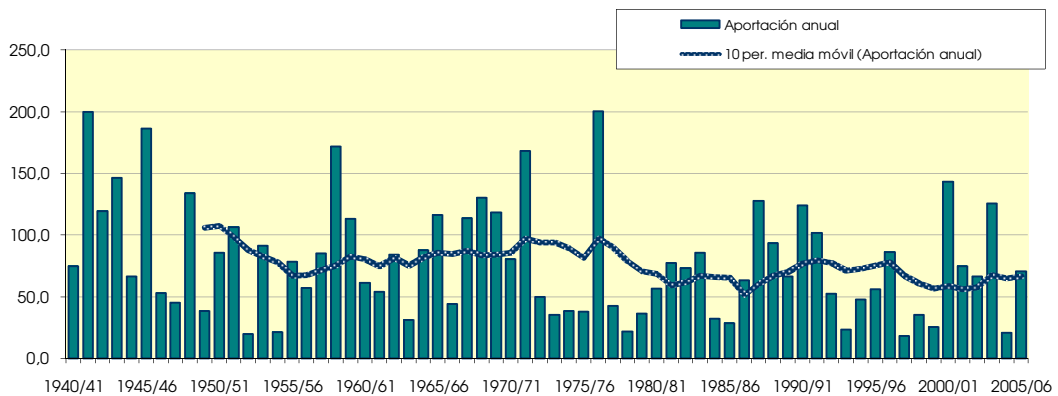
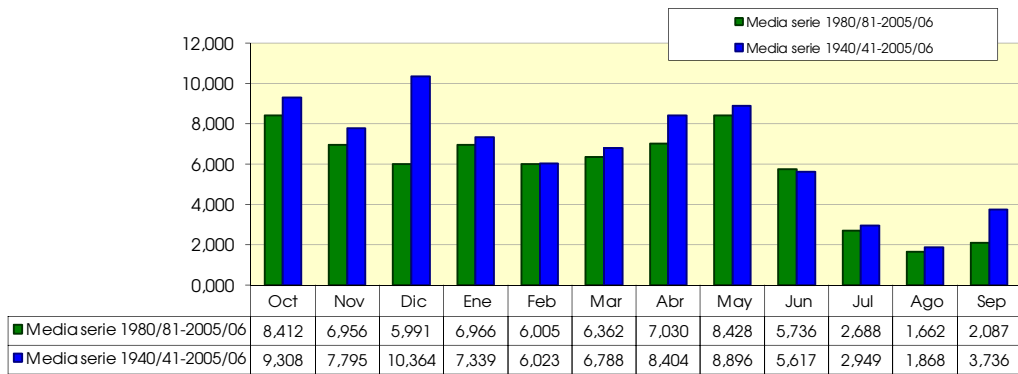
Percentil 1%	0,545	0,489	0,644	0,574	0,758	0,856	0,821	0,864	0,968	0,664	0,578	0,531	19,131
Percentil 5%	0,720	0,588	0,912	1,028	1,130	0,941	0,962	1,134	1,172	0,792	0,607	0,732	21,352
Percentil 10%	0,870	0,755	1,509	1,443	1,488	1,506	1,348	1,564	1,349	0,884	0,766	0,807	26,870
Percentil 25%	1,394	1,751	3,184	2,857	2,442	2,427	2,069	2,198	2,284	1,289	1,034	1,067	42,813
Percentil 50%	3,317	4,620	5,981	4,526	4,744	4,553	3,938	4,993	3,574	2,071	1,455	1,728	71,918
Desviación típica	15,377	8,625	13,191	7,564	5,051	7,121	13,449	10,733	6,106	2,402	1,164	6,811	46,124
Coef. variación	1,652	1,106	1,273	1,031	0,839	1,049	1,600	1,206	1,087	0,814	0,623	1,823	0,583

1980/2005
(hm³)

Serie para asignación y reserva

	Oct	Nov	Dic	Ene	Feb	Mar	Abr	May	Jun	Jul	Ago	Sep	Total
Máximo	80,747	33,660	23,798	37,285	21,475	42,418	31,244	30,690	36,155	11,428	4,877	7,882	143,019
Mínimo	0,481	0,434	0,908	0,772	0,892	0,834	0,831	0,937	0,686	0,578	0,572	0,484	18,352
Media	8,412	6,956	5,991	6,966	6,005	6,362	7,030	8,428	5,736	2,688	1,662	2,087	68,322

Percentil 1%	0,506	0,455	0,918	0,847	0,922	0,843	0,848	0,951	0,795	0,611	0,576	0,546	18,965
Percentil 5%	0,590	0,527	1,118	1,143	1,038	0,884	0,962	1,130	1,127	0,730	0,593	0,734	21,425
Percentil 10%	0,668	0,648	1,780	1,428	1,184	1,056	1,181	1,564	1,196	0,795	0,608	0,798	24,238
Percentil 25%	0,908	1,367	2,118	2,382	1,903	1,858	1,793	2,077	1,736	1,035	0,883	1,127	38,511
Percentil 50%	2,281	3,132	5,000	3,593	4,194	3,553	3,178	5,179	3,417	1,907	1,329	1,614	66,476
Desviación típica	17,001	8,092	4,986	8,313	5,627	8,618	8,339	8,848	7,294	2,429	1,084	1,620	35,562
Coef. variación	2,021	1,163	0,832	1,193	0,937	1,355	1,186	1,050	1,272	0,904	0,652	0,776	0,521



2205. Embalse de Molino de las Rocas (río Algo)

1940/2005
(hm³)

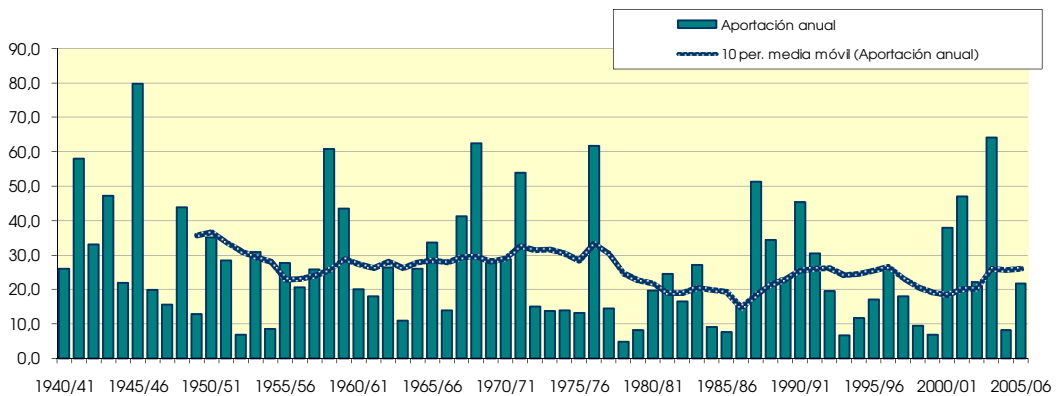
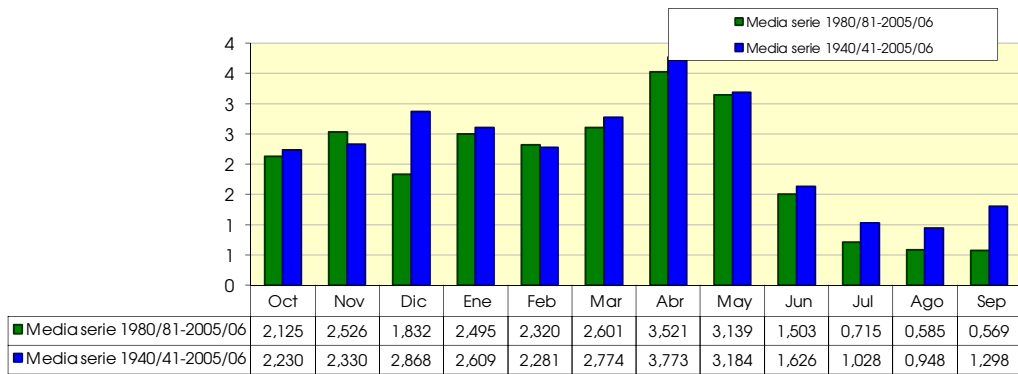
Serie completa

	Oct	Nov	Dic	Ene	Feb	Mar	Abr	May	Jun	Jul	Ago	Sep	Total
Máximo	22,448	15,660	23,013	15,205	11,301	17,736	31,088	22,764	10,578	4,030	3,037	12,105	79,680
Mínimo	0,061	0,053	0,147	0,159	0,162	0,165	0,163	0,152	0,114	0,130	0,175	0,105	4,855
Media	2,230	2,330	2,868	2,609	2,281	2,774	3,773	3,184	1,626	1,028	0,948	1,298	26,950
Percentil 1%	0,066	0,063	0,159	0,208	0,188	0,167	0,199	0,174	0,158	0,142	0,179	0,130	6,009
Percentil 5%	0,104	0,123	0,215	0,282	0,271	0,330	0,235	0,273	0,218	0,181	0,212	0,166	7,100
Percentil 10%	0,186	0,179	0,309	0,448	0,414	0,376	0,326	0,355	0,241	0,244	0,279	0,219	8,388
Percentil 25%	0,315	0,427	0,695	0,885	0,858	0,882	0,721	0,644	0,529	0,400	0,412	0,322	14,060
Percentil 50%	0,809	1,237	1,755	1,673	1,759	1,810	1,433	1,624	0,939	0,744	0,737	0,590	22,717
Desviación típica	3,810	2,954	3,703	2,801	2,036	3,199	6,465	4,384	1,886	0,879	0,703	2,193	16,971
Coef. variación	1,708	1,268	1,291	1,073	0,893	1,153	1,714	1,377	1,160	0,855	0,742	1,690	0,630

1980/2005
(hm³)

Serie para asignación y reserva

	Oct	Nov	Dic	Ene	Feb	Mar	Abr	May	Jun	Jul	Ago	Sep	Total
Máximo	22,448	10,910	6,797	12,506	8,625	17,736	20,296	22,764	10,578	3,726	1,753	2,085	64,060
Mínimo	0,061	0,053	0,147	0,235	0,202	0,165	0,163	0,152	0,114	0,130	0,175	0,105	6,631
Media	2,125	2,526	1,832	2,495	2,320	2,601	3,521	3,139	1,503	0,715	0,585	0,569	23,930
Percentil 1%	0,063	0,057	0,162	0,240	0,207	0,166	0,177	0,161	0,131	0,135	0,181	0,115	6,705
Percentil 5%	0,069	0,074	0,220	0,261	0,231	0,180	0,220	0,206	0,182	0,152	0,198	0,146	7,100
Percentil 10%	0,088	0,149	0,282	0,287	0,284	0,270	0,231	0,279	0,202	0,175	0,221	0,174	7,874
Percentil 25%	0,202	0,317	0,550	0,649	0,548	0,467	0,412	0,378	0,267	0,280	0,316	0,227	12,755
Percentil 50%	0,520	1,503	1,566	1,267	1,685	1,489	1,004	1,356	0,690	0,407	0,418	0,449	20,768
Desviación típica	4,529	3,012	1,558	3,021	2,273	3,946	5,434	4,992	2,200	0,781	0,387	0,472	15,029
Coef. variación	2,131	1,193	0,851	1,211	0,980	1,517	1,543	1,590	1,464	1,093	0,662	0,830	0,628



2207. Río Mataorraña alto (caudal ecológico trasvase al río Pena)

1940/2005
(hm³)

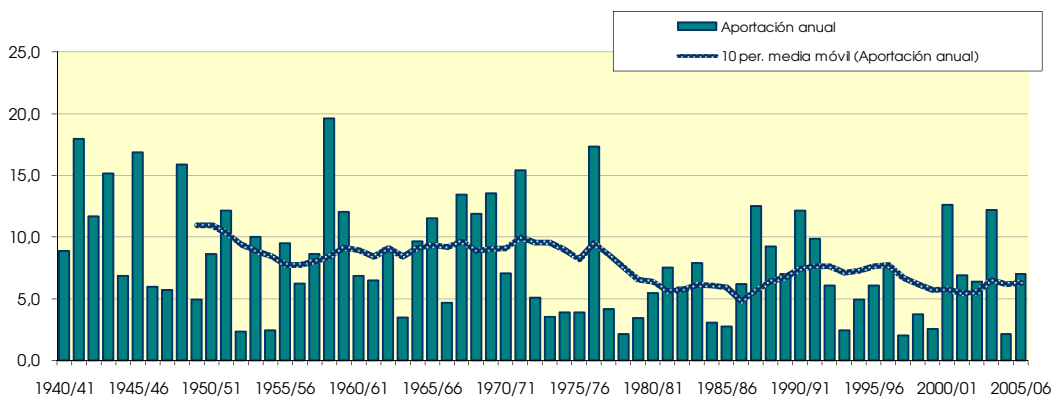
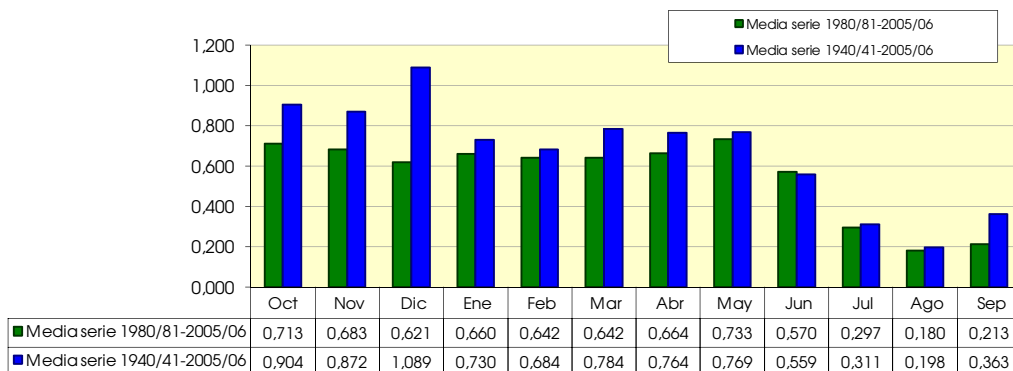
Serie completa

	Oct	Nov	Dic	Ene	Feb	Mar	Abr	May	Jun	Jul	Ago	Sep	Total
Máximo	7,142	5,522	5,928	2,828	2,777	3,981	5,534	4,355	3,083	1,304	0,633	3,001	19,597
Mínimo	0,050	0,044	0,058	0,048	0,047	0,091	0,075	0,069	0,073	0,062	0,059	0,050	2,048
Media	0,904	0,872	1,089	0,730	0,684	0,784	0,764	0,769	0,559	0,311	0,198	0,363	8,026
Percentil 1%	0,059	0,050	0,059	0,049	0,080	0,092	0,082	0,076	0,104	0,072	0,060	0,054	2,088
Percentil 5%	0,071	0,059	0,078	0,117	0,132	0,101	0,096	0,117	0,127	0,083	0,062	0,076	2,369
Percentil 10%	0,086	0,074	0,152	0,146	0,168	0,155	0,134	0,154	0,136	0,093	0,076	0,085	2,643
Percentil 25%	0,135	0,201	0,357	0,294	0,261	0,281	0,216	0,231	0,241	0,141	0,108	0,108	4,740
Percentil 50%	0,342	0,503	0,628	0,515	0,553	0,556	0,442	0,474	0,380	0,237	0,162	0,186	6,942
Desviación típica	1,451	0,973	1,298	0,621	0,552	0,825	0,964	0,807	0,546	0,247	0,123	0,539	4,450
Coef. variación	1,604	1,117	1,192	0,850	0,807	1,053	1,261	1,049	0,976	0,794	0,625	1,485	0,554

1980/2005
(hm³)

Serie para asignación y reserva

	Oct	Nov	Dic	Ene	Feb	Mar	Abr	May	Jun	Jul	Ago	Sep	Total
Máximo	6,329	2,897	2,342	2,546	2,131	3,808	2,432	2,391	3,083	1,231	0,539	0,692	12,599
Mínimo	0,050	0,044	0,074	0,080	0,097	0,091	0,086	0,081	0,073	0,062	0,059	0,050	2,048
Media	0,713	0,683	0,621	0,660	0,642	0,642	0,664	0,733	0,570	0,297	0,180	0,213	6,616
Percentil 1%	0,053	0,046	0,078	0,090	0,101	0,092	0,087	0,086	0,085	0,066	0,060	0,058	2,064
Percentil 5%	0,066	0,055	0,103	0,125	0,117	0,094	0,095	0,114	0,122	0,079	0,061	0,082	2,195
Percentil 10%	0,069	0,068	0,152	0,144	0,140	0,109	0,112	0,154	0,128	0,084	0,064	0,087	2,498
Percentil 25%	0,093	0,147	0,223	0,258	0,195	0,187	0,200	0,192	0,165	0,108	0,095	0,113	4,030
Percentil 50%	0,256	0,384	0,550	0,407	0,440	0,350	0,348	0,439	0,351	0,199	0,141	0,163	6,276
Desviación típica	1,303	0,712	0,499	0,650	0,561	0,786	0,712	0,701	0,646	0,267	0,118	0,148	3,283
Coef. variación	1,828	1,042	0,804	0,986	0,874	1,224	1,073	0,956	1,133	0,899	0,659	0,693	0,496



2209. Embalse de Rincon de San Antoni (río Uildelmo)

1940/2005
(hm³)

Serie completa

	Oct	Nov	Dic	Ene	Feb	Mar	Abr	May	Jun	Jul	Ago	Sep	Total
Máximo	5,342	3,017	5,015	2,377	1,533	2,688	3,923	2,792	2,580	1,063	0,501	2,055	13,952
Mínimo	0,040	0,036	0,048	0,039	0,038	0,070	0,059	0,056	0,061	0,052	0,047	0,039	1,538
Media	0,671	0,615	0,850	0,578	0,489	0,527	0,560	0,588	0,452	0,252	0,159	0,285	6,027

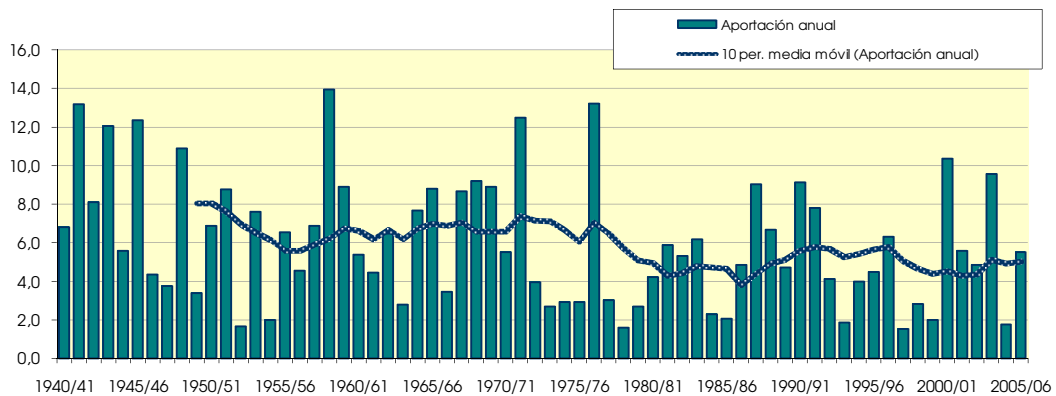
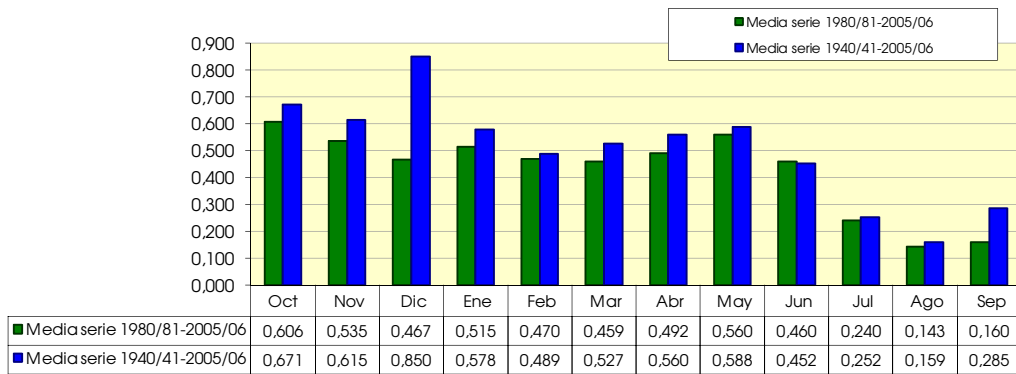
Percentil 1%	0,045	0,040	0,048	0,040	0,063	0,070	0,065	0,064	0,082	0,057	0,047	0,043	1,575
Percentil 5%	0,053	0,046	0,061	0,088	0,091	0,077	0,075	0,094	0,100	0,065	0,050	0,057	1,774
Percentil 10%	0,069	0,059	0,119	0,119	0,122	0,122	0,106	0,123	0,113	0,074	0,060	0,064	2,040
Percentil 25%	0,112	0,146	0,284	0,238	0,200	0,200	0,167	0,184	0,194	0,114	0,086	0,083	3,418
Percentil 50%	0,254	0,381	0,488	0,426	0,408	0,387	0,336	0,359	0,300	0,186	0,126	0,149	5,522
Desviación típica	1,041	0,632	1,050	0,505	0,368	0,515	0,695	0,604	0,449	0,206	0,102	0,417	3,280
Coef. variación	1,551	1,026	1,236	0,874	0,752	0,977	1,240	1,027	0,992	0,815	0,643	1,465	0,544

1980/2005
(hm³)

Serie para asignación y reserva

	Oct	Nov	Dic	Ene	Feb	Mar	Abr	May	Jun	Jul	Ago	Sep	Total
Máximo	5,342	2,330	1,440	2,227	1,533	2,688	2,022	1,996	2,580	1,063	0,454	0,518	10,348
Mínimo	0,040	0,036	0,058	0,060	0,077	0,070	0,068	0,068	0,061	0,052	0,047	0,039	1,538
Media	0,606	0,535	0,467	0,515	0,470	0,459	0,492	0,560	0,460	0,240	0,143	0,160	5,106

Percentil 1%	0,042	0,037	0,061	0,069	0,080	0,070	0,069	0,073	0,069	0,054	0,047	0,044	1,590
Percentil 5%	0,048	0,043	0,083	0,100	0,088	0,072	0,075	0,094	0,094	0,061	0,048	0,057	1,774
Percentil 10%	0,050	0,052	0,129	0,116	0,100	0,088	0,088	0,119	0,100	0,065	0,052	0,063	1,929
Percentil 25%	0,072	0,110	0,173	0,207	0,147	0,150	0,134	0,132	0,130	0,086	0,069	0,083	3,111
Percentil 50%	0,200	0,269	0,447	0,325	0,330	0,252	0,265	0,302	0,283	0,160	0,112	0,132	4,840
Desviación típica	1,124	0,582	0,340	0,518	0,415	0,549	0,534	0,559	0,534	0,225	0,099	0,109	2,546
Coef. variación	1,853	1,087	0,728	1,004	0,882	1,198	1,086	0,998	1,160	0,940	0,693	0,682	0,499



2210. Río Pena bajo

1940/2005
(hm³)

Serie completa

	Oct	Nov	Dic	Ene	Feb	Mar	Abr	May	Jun	Jul	Ago	Sep	Total
Máximo	7,418	4,483	10,247	4,010	2,755	4,905	9,137	6,186	3,715	0,901	0,410	5,190	21,427
Mínimo	0,029	0,024	0,048	0,045	0,042	0,053	0,054	0,050	0,039	0,025	0,020	0,027	1,233
Media	0,820	0,710	1,230	0,660	0,536	0,705	0,816	0,902	0,409	0,156	0,109	0,369	7,422

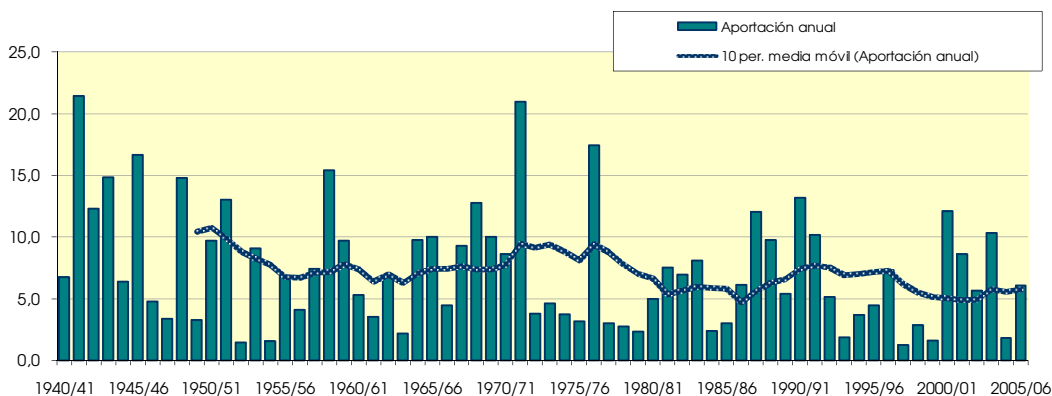
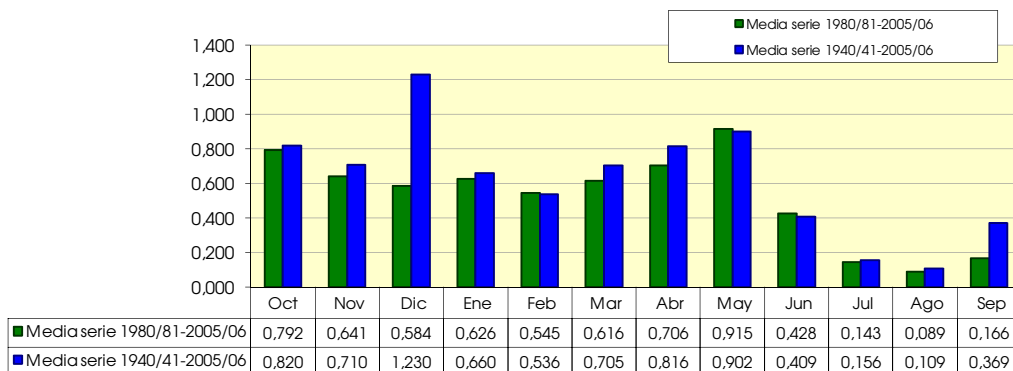
Percentil 1%	0,029	0,028	0,052	0,045	0,049	0,055	0,057	0,062	0,050	0,026	0,020	0,029	1,380
Percentil 5%	0,039	0,041	0,075	0,061	0,067	0,061	0,068	0,093	0,068	0,035	0,026	0,042	1,669
Percentil 10%	0,049	0,051	0,111	0,100	0,082	0,105	0,097	0,117	0,092	0,044	0,031	0,051	2,264
Percentil 25%	0,084	0,102	0,251	0,194	0,166	0,208	0,154	0,183	0,132	0,065	0,053	0,070	3,556
Percentil 50%	0,224	0,354	0,524	0,343	0,286	0,415	0,317	0,396	0,229	0,108	0,088	0,129	6,541
Desviación típica	1,465	0,906	1,956	0,825	0,602	0,847	1,468	1,236	0,545	0,159	0,083	0,789	4,802
Coef. variación	1,786	1,277	1,590	1,250	1,124	1,200	1,798	1,370	1,332	1,018	0,761	2,139	0,647

1980/2005
(hm³)

Serie para asignación y reserva

	Oct	Nov	Dic	Ene	Feb	Mar	Abr	May	Jun	Jul	Ago	Sep	Total
Máximo	7,418	3,821	2,336	3,547	2,755	4,905	3,237	5,175	3,715	0,763	0,288	0,702	13,185
Mínimo	0,029	0,024	0,073	0,061	0,052	0,053	0,058	0,068	0,039	0,025	0,020	0,027	1,233
Media	0,792	0,641	0,584	0,626	0,545	0,616	0,706	0,915	0,428	0,143	0,089	0,166	6,250

Percentil 1%	0,029	0,026	0,073	0,061	0,055	0,054	0,060	0,073	0,043	0,025	0,021	0,032	1,329
Percentil 5%	0,029	0,031	0,082	0,071	0,064	0,057	0,068	0,093	0,057	0,027	0,026	0,049	1,669
Percentil 10%	0,034	0,038	0,111	0,100	0,069	0,076	0,080	0,111	0,063	0,032	0,028	0,051	1,850
Percentil 25%	0,049	0,095	0,204	0,146	0,151	0,136	0,118	0,154	0,121	0,046	0,046	0,062	3,197
Percentil 50%	0,132	0,354	0,428	0,241	0,271	0,287	0,286	0,451	0,225	0,098	0,070	0,108	5,880
Desviación típica	1,642	0,873	0,539	0,848	0,661	0,987	0,951	1,215	0,720	0,165	0,072	0,163	3,508
Coef. variación	2,073	1,363	0,923	1,356	1,212	1,602	1,347	1,329	1,684	1,152	0,808	0,981	0,561



2213. Rio Tostavins alto

(hm ²)	Oct	Nov	Dic	Ene	Feb	Mar	Abr	May	Jun	Jul	Ago	Sep	Total
1940/41	3.003	1.784	0.876	1.095	1.136	0.888	0.837	0.860	0.558	0.323	0.559	1.432	13.349
1941/42	1.094	0.907	2.983	1.826	1.864	2.162	8.543	3.067	1.822	0.972	0.489	0.348	26.077
1942/43	0.436	2.806	1.481	0.882	0.632	1.254	1.071	0.777	0.526	1.416	0.836	4.178	16.293
1943/44	4.515	2.678	6.477	3.032	1.528	0.877	0.543	0.495	0.443	0.284	0.192	0.287	21.349
1944/45	0.719	0.937	1.031	2.665	1.636	0.970	0.562	0.432	0.665	0.427	0.253	0.157	10.456
1945/46	0.347	3.824	1.549	1.818	1.072	1.675	8.071	8.289	3.351	1.552	0.891	0.586	33.024
1946/47	0.856	0.607	0.458	0.426	0.911	1.109	0.738	2.041	1.095	0.881	0.541	0.380	10.043
1947/48	1.011	0.505	0.296	0.219	1.910	1.290	1.637	1.200	0.585	0.297	0.189	0.159	9.299
1948/49	1.156	0.375	4.597	1.599	3.889	3.847	2.194	2.771	1.518	0.707	0.434	1.133	24.220
1949/50	0.888	0.549	0.703	0.560	0.345	0.606	0.555	1.650	0.867	0.430	0.278	0.176	7.607
1950/51	0.780	0.350	0.920	1.203	0.870	0.692	2.921	2.192	1.247	0.597	0.387	1.417	13.576
1951/52	6.029	1.932	4.197	2.277	1.135	0.922	0.757	0.633	0.669	0.380	0.287	0.189	19.407
1952/53	0.223	0.173	0.129	0.108	0.112	0.424	0.369	0.287	0.800	0.563	0.311	0.422	3.921
1953/54	0.964	0.454	3.635	1.645	0.887	1.623	1.488	2.915	1.708	0.849	0.411	0.224	16.801
1954/55	0.157	0.115	0.194	0.624	0.786	0.582	0.321	0.218	0.316	0.263	0.243	0.320	4.139
1955/56	0.322	0.425	0.828	0.642	1.069	2.659	2.094	2.994	1.677	0.823	0.676	0.571	14.780
1956/57	1.601	1.336	0.777	0.427	0.297	0.200	0.184	1.486	2.837	1.405	0.778	0.438	11.767
1957/58	7.241	3.136	1.867	1.204	0.705	0.429	0.409	0.351	0.234	0.154	0.125	0.115	15.970
1958/59	1.198	3.114	6.554	2.598	3.746	4.735	2.389	2.557	1.242	0.883	0.490	3.285	32.792
1959/60	2.716	4.412	2.354	1.581	1.604	2.218	1.444	1.179	0.921	0.893	0.478	0.304	20.104
1960/61	3.201	1.092	1.904	1.861	1.038	0.559	0.453	0.456	0.349	0.220	0.181	0.506	11.820
1961/62	0.831	1.811	1.047	1.085	0.939	0.865	1.395	1.342	0.721	0.365	0.238	0.435	11.074
1962/63	5.161	2.657	1.401	0.927	0.940	0.765	0.514	0.388	0.513	0.886	0.439	2.231	16.822
1963/64	1.258	0.644	0.970	0.547	0.620	0.587	0.376	0.296	0.300	0.250	0.196	0.283	6.326
1964/65	0.275	0.310	6.378	2.499	1.404	1.028	0.723	0.746	0.477	0.251	0.226	0.194	14.512
1965/66	12.820	3.131	1.770	1.088	0.687	0.440	0.467	1.107	0.740	0.396	0.235	0.174	23.055
1966/67	2.878	1.821	0.888	0.477	0.463	0.445	0.641	0.493	0.294	0.185	0.256	0.212	9.052
1967/68	3.467	8.178	2.716	1.215	0.838	2.189	1.382	1.287	0.886	0.449	0.640	0.417	23.664
1968/69	0.234	1.264	1.681	1.405	1.184	1.798	6.752	3.591	1.748	0.833	0.429	0.817	21.736
1969/70	14.944	3.363	2.396	1.914	1.063	0.530	0.306	0.521	0.547	0.366	0.213	0.139	26.301
1970/71	0.434	0.402	1.287	1.076	0.661	0.961	1.424	2.961	1.529	0.731	0.398	0.561	12.425
1971/72	0.536	0.940	7.751	3.742	2.107	1.952	1.190	1.255	1.414	0.757	0.424	3.307	25.375
1972/73	2.533	1.839	1.090	0.581	0.325	0.196	0.154	0.144	1.035	0.691	0.415	0.269	9.273
1973/74	0.194	0.139	0.341	0.272	0.220	1.036	1.370	0.830	0.507	0.364	0.248	0.230	5.749
1974/75	0.195	0.158	0.123	0.104	0.973	1.184	0.782	0.934	0.854	0.514	0.308	0.445	6.575
1975/76	0.324	0.229	1.523	0.776	0.476	0.331	0.998	1.081	0.615	0.334	0.400	0.325	7.412
1976/77	1.432	0.682	3.545	4.811	2.363	1.125	0.861	7.645	4.179	2.479	1.154	0.642	30.917
1977/78	0.761	0.803	1.014	0.707	0.482	0.826	0.898	1.073	0.715	0.441	0.243	0.197	8.159
1978/79	0.169	0.120	0.124	0.750	0.540	0.505	0.565	0.402	0.253	0.171	0.121	0.165	3.885
1979/80	1.128	0.788	0.403	0.549	0.894	0.575	0.418	0.833	0.474	0.252	0.182	0.190	6.688
1980/81	0.170	0.327	0.428	0.294	0.395	0.346	2.938	1.853	1.237	0.657	0.323	0.211	9.179
1981/82	0.151	0.109	0.201	1.533	2.732	2.716	1.835	1.392	0.727	0.578	0.407	0.229	12.609
1982/83	3.943	2.161	1.172	0.595	0.356	0.277	0.226	0.168	0.274	0.241	0.637	0.472	10.522
1983/84	0.239	3.797	1.726	0.813	0.487	0.615	0.471	2.496	1.296	0.612	0.297	0.179	13.027
1984/85	0.138	1.090	0.873	0.476	0.448	0.378	0.285	1.121	0.603	0.310	0.203	0.275	6.199
1985/86	0.479	0.458	0.407	0.291	0.357	0.595	0.945	0.635	0.350	0.196	0.158	0.234	5.106
1986/87	2.197	1.578	0.867	1.829	1.697	1.053	0.542	0.391	0.245	0.170	0.189	0.156	10.914
1987/88	1.123	1.494	1.422	4.364	1.813	0.845	3.834	3.066	3.172	1.423	0.689	0.380	23.627
1988/89	1.363	1.704	1.045	0.550	1.202	2.787	2.239	2.478	1.120	0.546	0.408	1.089	16.531
1989/90	0.599	1.669	5.880	2.306	1.169	0.566	0.383	0.382	0.796	0.423	0.266	0.268	14.708
1990/91	2.361	1.259	0.654	0.738	2.992	5.457	2.893	1.412	0.662	0.332	0.216	0.454	19.430
1991/92	0.431	0.573	1.449	0.891	0.694	0.425	0.448	1.862	4.640	2.203	0.970	0.539	15.125
1992/93	0.594	0.405	1.455	0.719	1.395	1.526	1.050	1.065	0.712	0.363	0.231	0.486	10.001
1993/94	0.607	0.618	0.387	0.219	0.239	0.174	0.221	0.195	0.138	0.119	0.123	1.320	4.360
1994/95	3.964	1.897	0.972	0.483	0.263	0.174	0.190	0.442	0.278	0.183	0.136	0.153	9.135
1995/96	0.127	0.121	1.401	2.842	2.375	1.304	0.879	0.665	0.379	0.219	0.215	0.237	10.765
1996/97	0.175	0.247	1.944	5.425	2.162	0.984	0.496	0.327	0.860	0.674	0.493	0.316	14.104
1997/98	0.197	0.163	0.412	0.804	0.626	0.326	0.267	0.334	0.242	0.153	0.122	0.103	3.748
1998/99	0.099	0.090	0.501	0.584	0.330	0.946	0.802	0.918	0.616	0.389	0.287	0.822	6.384
1999/00	0.502	0.361	0.316	0.310	0.206	0.209	0.404	0.424	1.055	0.623	0.376	0.257	5.043
2000/01	12.817	3.614	2.168	1.444	0.921	0.654	0.409	0.752	0.554	0.445	0.255	0.195	24.226
2001/02	0.136	0.468	0.382	0.279	0.181	0.419	1.903	4.413	2.310	1.049	0.542	0.580	12.661
2002/03	0.381	0.247	0.193	0.164	1.049	1.298	1.577	4.119	1.775	0.831	0.454	0.414	12.502
2003/04	0.918	1.841	1.391	0.731	0.958	2.532	4.539	5.183	2.339	1.106	0.540	0.421	22.500
2004/05	0.299	0.178	0.855	0.583	0.346	0.235	0.171	0.356	0.268	0.169	0.128	0.318	3.907
2005/06	0.407	3.809	1.577	2.471	1.752	1.076	0.688	0.432	0.236	0.172	0.129	0.393	13.141

2213. Río Tostavins alto

1940/2005
(hm³)

Serie completa

	Oct	Nov	Dic	Ene	Feb	Mar	Abr	May	Jun	Jul	Ago	Sep	Total
Máximo	14,944	8,178	7,751	5,425	3,889	5,457	8,543	8,289	4,640	2,479	1,154	4,178	33,024
Mínimo	0,099	0,090	0,123	0,104	0,112	0,174	0,154	0,144	0,138	0,119	0,121	0,103	3,748
Media	1,855	1,380	1,672	1,281	1,083	1,136	1,355	1,525	1,032	0,594	0,372	0,581	13,867

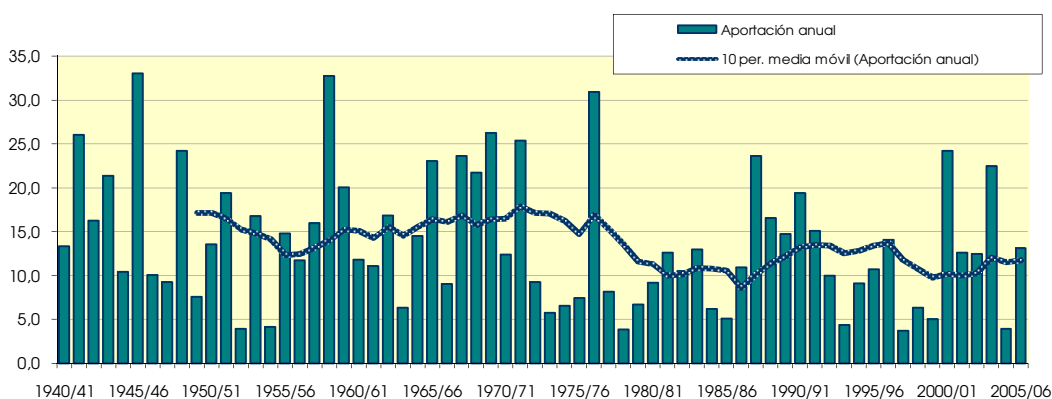
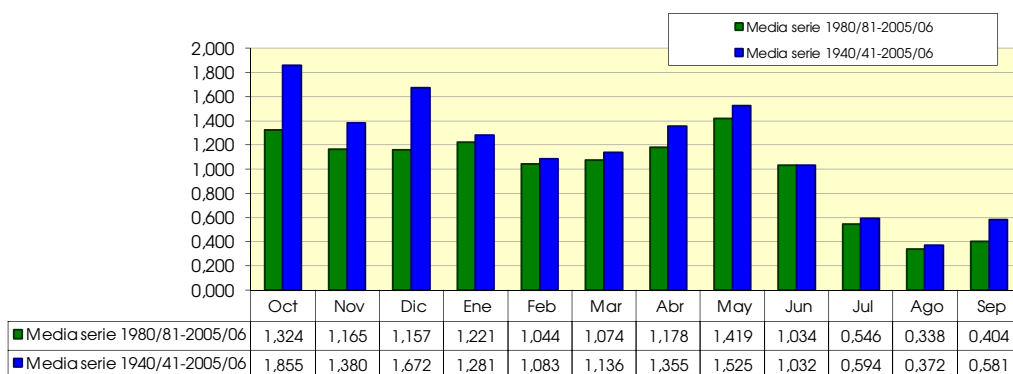
Percentil 1%	0,117	0,102	0,124	0,106	0,157	0,174	0,165	0,160	0,200	0,141	0,122	0,111	3,837
Percentil 5%	0,141	0,120	0,193	0,219	0,225	0,202	0,198	0,235	0,242	0,169	0,126	0,154	3,975
Percentil 10%	0,170	0,160	0,306	0,285	0,311	0,301	0,276	0,331	0,271	0,177	0,147	0,162	5,074
Percentil 25%	0,305	0,364	0,539	0,549	0,477	0,460	0,426	0,435	0,475	0,268	0,215	0,211	8,382
Percentil 50%	0,771	0,855	1,068	0,847	0,916	0,871	0,769	1,000	0,718	0,435	0,302	0,322	12,555
Desviación típica	2,989	1,440	1,723	1,134	0,817	1,034	1,684	1,617	0,926	0,464	0,220	0,765	7,518
Coef. variación	1,611	1,044	1,031	0,886	0,754	0,910	1,243	1,060	0,898	0,781	0,591	1,316	0,542

1980/2005
(hm³)

Serie para asignación y reserva

	Oct	Nov	Dic	Ene	Feb	Mar	Abr	May	Jun	Jul	Ago	Sep	Total
Máximo	12,817	3,809	5,880	5,425	2,992	5,457	4,539	5,183	4,640	2,203	0,970	1,320	24,226
Mínimo	0,099	0,090	0,193	0,164	0,181	0,174	0,171	0,168	0,138	0,119	0,122	0,103	3,748
Media	1,324	1,165	1,157	1,221	1,044	1,074	1,178	1,419	1,034	0,546	0,338	0,404	11,902

Percentil 1%	0,106	0,095	0,195	0,178	0,187	0,174	0,176	0,175	0,162	0,127	0,122	0,115	3,788
Percentil 5%	0,129	0,112	0,230	0,234	0,214	0,183	0,198	0,228	0,237	0,157	0,124	0,154	4,020
Percentil 10%	0,137	0,142	0,349	0,285	0,251	0,222	0,223	0,331	0,243	0,169	0,128	0,168	4,702
Percentil 25%	0,181	0,267	0,416	0,477	0,356	0,354	0,388	0,399	0,296	0,202	0,192	0,231	7,071
Percentil 50%	0,455	0,595	0,922	0,725	0,807	0,634	0,615	0,835	0,687	0,406	0,276	0,317	11,708
Desviación típica	2,582	1,155	1,117	1,310	0,834	1,172	1,206	1,407	1,057	0,473	0,209	0,287	5,911
Coef. variación	1,951	0,991	0,965	1,074	0,799	1,092	1,023	0,992	1,022	0,868	0,619	0,710	0,497



2214. Río Los Prados (Embalse de Tosal-Gros)

(hm ²)	Oct	Nov	Dic	Ene	Feb	Mar	Abr	May	Jun	Jul	Ago	Sep	Total
1940/41	3,843	1,862	0,904	1,151	1,455	1,013	0,961	1,022	0,560	0,305	0,575	1,803	15,454
1941/42	1,124	1,005	4,524	2,078	2,654	2,901	10,776	3,166	1,989	0,955	0,463	0,316	31,951
1942/43	0,511	4,293	1,569	0,909	0,704	1,782	1,134	0,866	0,538	1,193	0,850	5,274	19,624
1943/44	5,042	3,249	7,820	3,146	1,608	0,929	0,558	0,494	0,450	0,263	0,171	0,263	23,992
1944/45	0,872	1,124	1,242	3,044	1,937	1,051	0,596	0,522	0,784	0,411	0,243	0,144	11,971
1945/46	0,389	4,699	1,616	1,771	1,148	2,117	9,401	8,646	3,398	1,489	0,823	0,525	36,023
1946/47	0,825	0,551	0,388	0,367	1,062	1,145	0,701	1,944	1,062	0,767	0,510	0,338	9,661
1947/48	0,955	0,468	0,259	0,187	2,390	1,284	1,694	1,091	0,551	0,268	0,166	0,139	9,452
1948/49	1,020	0,339	3,710	1,541	4,941	4,589	2,182	2,695	1,518	0,690	0,409	1,117	24,751
1949/50	0,858	0,506	0,630	0,545	0,326	0,685	0,534	1,911	0,834	0,398	0,246	0,155	7,628
1950/51	0,686	0,326	0,768	1,117	0,856	0,676	3,269	2,412	1,221	0,556	0,335	1,199	13,421
1951/52	5,510	1,863	4,365	2,193	1,063	0,934	0,733	0,571	0,469	0,317	0,237	0,152	18,407
1952/53	0,185	0,146	0,103	0,085	0,086	0,410	0,331	0,252	0,891	0,539	0,287	0,354	3,667
1953/54	0,803	0,426	3,604	1,635	0,873	1,925	1,530	2,771	1,898	0,830	0,386	0,200	16,880
1954/55	0,136	0,097	0,160	0,609	0,779	0,570	0,314	0,207	0,321	0,242	0,202	0,268	3,905
1955/56	0,288	0,402	0,820	0,628	1,231	3,277	2,235	2,963	1,611	0,784	0,635	0,532	15,407
1956/57	1,663	1,353	0,734	0,395	0,266	0,175	0,158	1,505	3,057	1,394	0,736	0,408	11,844
1957/58	5,237	3,170	1,828	1,161	0,670	0,394	0,361	0,321	0,212	0,135	0,106	0,097	13,692
1958/59	1,185	3,932	6,401	2,632	4,153	5,871	2,365	2,149	1,152	0,703	0,434	3,025	34,001
1959/60	2,532	5,046	2,268	1,480	1,635	2,426	1,415	1,014	0,905	0,778	0,446	0,263	20,208
1960/61	3,421	1,071	1,827	1,740	1,020	0,529	0,411	0,434	0,329	0,200	0,160	0,438	11,579
1961/62	0,764	2,190	1,033	0,895	0,955	0,883	1,741	1,308	0,659	0,339	0,216	0,368	11,350
1962/63	4,623	2,928	1,358	0,924	0,963	0,763	0,483	0,356	0,449	0,672	0,422	2,222	16,163
1963/64	1,237	0,605	0,832	0,528	0,609	0,575	0,362	0,272	0,277	0,227	0,177	0,244	5,946
1964/65	0,250	0,295	6,855	2,498	1,408	1,076	0,728	0,732	0,457	0,231	0,206	0,181	14,918
1965/66	11,161	3,133	1,662	1,015	0,648	0,404	0,409	1,073	0,721	0,373	0,211	0,148	20,957
1966/67	2,838	2,150	0,878	0,449	0,428	0,428	0,660	0,511	0,277	0,171	0,235	0,198	9,225
1967/68	2,667	11,197	2,712	1,190	0,812	2,377	1,373	1,258	0,833	0,425	0,605	0,405	25,855
1968/69	0,218	1,255	1,691	1,359	1,202	2,042	7,668	3,638	1,707	0,783	0,380	0,751	22,695
1969/70	15,108	3,337	2,197	1,776	1,025	0,485	0,266	0,505	0,495	0,345	0,190	0,118	25,847
1970/71	0,401	0,396	1,323	1,142	0,669	1,148	1,720	3,130	1,528	0,702	0,365	0,558	13,082
1971/72	0,551	1,102	8,840	3,964	2,103	2,234	1,183	1,344	1,508	0,716	0,385	3,985	27,915
1972/73	2,527	2,090	1,128	0,554	0,300	0,168	0,137	0,122	1,180	0,681	0,401	0,246	9,534
1973/74	0,173	0,121	0,336	0,261	0,210	1,177	1,384	0,781	0,470	0,324	0,214	0,198	5,647
1974/75	0,169	0,137	0,104	0,090	1,411	1,383	0,777	0,946	0,820	0,478	0,277	0,403	6,995
1975/76	0,294	0,197	1,479	0,760	0,445	0,342	0,985	0,791	0,536	0,299	0,366	0,301	6,797
1976/77	1,483	0,672	3,536	4,685	2,391	1,106	0,864	9,194	4,362	2,288	1,088	0,545	32,214
1977/78	0,877	0,924	1,122	0,680	0,477	0,857	0,868	1,028	0,713	0,418	0,218	0,176	8,359
1978/79	0,151	0,103	0,113	0,828	0,524	0,491	0,590	0,388	0,232	0,153	0,105	0,120	3,796
1979/80	0,817	0,783	0,391	0,552	1,009	0,557	0,410	0,903	0,451	0,229	0,161	0,185	6,449
1980/81	0,157	0,311	0,357	0,275	0,437	0,355	3,263	2,026	1,301	0,645	0,305	0,189	9,620
1981/82	0,133	0,093	0,180	1,769	3,253	3,295	1,924	1,448	0,699	0,558	0,393	0,211	13,955
1982/83	3,656	2,251	1,211	0,572	0,338	0,258	0,207	0,148	0,259	0,225	0,632	0,457	10,214
1983/84	0,223	4,514	1,766	0,798	0,489	0,727	0,480	3,432	1,307	0,590	0,273	0,151	14,749
1984/85	0,120	0,998	0,767	0,461	0,482	0,380	0,268	1,504	0,579	0,284	0,180	0,255	6,278
1985/86	0,486	0,447	0,375	0,289	0,382	0,646	1,088	0,661	0,339	0,182	0,145	0,222	5,262
1986/87	2,309	1,533	0,901	1,956	2,007	1,060	0,525	0,389	0,221	0,144	0,171	0,131	11,345
1987/88	1,219	1,519	1,557	4,571	1,777	0,811	3,992	2,903	3,066	1,346	0,618	0,314	23,694
1988/89	1,442	2,063	1,051	0,542	1,545	3,038	2,303	2,809	1,070	0,493	0,349	1,040	17,743
1989/90	0,549	1,805	6,202	2,265	1,121	0,530	0,361	0,396	0,810	0,394	0,233	0,228	14,893
1990/91	2,120	1,255	0,663	0,836	4,060	6,421	2,927	1,384	0,618	0,291	0,183	0,462	21,219
1991/92	0,408	0,530	1,323	0,878	0,772	0,435	0,470	2,408	5,086	2,237	0,965	0,563	16,076
1992/93	0,568	0,384	1,580	0,706	1,688	1,776	1,087	1,131	0,715	0,345	0,215	0,498	10,692
1993/94	0,582	0,619	0,379	0,206	0,224	0,167	0,209	0,196	0,130	0,110	0,114	1,251	4,187
1994/95	3,475	1,891	0,990	0,467	0,240	0,162	0,168	0,615	0,264	0,165	0,120	0,149	8,706
1995/96	0,109	0,107	1,950	2,853	2,344	1,325	0,925	0,720	0,364	0,199	0,178	0,199	11,274
1996/97	0,158	0,217	2,052	4,315	2,151	0,947	0,460	0,291	0,844	0,645	0,451	0,272	12,803
1997/98	0,164	0,133	0,391	0,879	0,587	0,302	0,235	0,382	0,219	0,131	0,103	0,086	3,613
1998/99	0,085	0,078	0,538	0,598	0,316	1,198	0,822	1,066	0,614	0,350	0,256	0,745	6,666
1999/00	0,487	0,331	0,313	0,311	0,193	0,202	0,412	0,450	1,009	0,603	0,352	0,242	4,904
2000/01	8,611	3,866	2,173	1,466	0,914	0,668	0,391	0,893	0,540	0,327	0,234	0,174	20,257
2001/02	0,112	0,462	0,374	0,272	0,167	0,455	2,461	4,891	2,330	1,033	0,515	0,485	13,558
2002/03	0,348	0,214	0,160	0,136	1,416	1,501	1,804	4,100	1,744	0,784	0,408	0,342	12,957
2003/04	0,866	2,187	1,425	0,706	1,052	3,343	4,935	5,223	2,331	1,054	0,486	0,357	23,965
2004/05	0,258	0,143	0,727	0,571	0,330	0,213	0,150	0,299	0,249	0,151	0,111	0,285	3,487
2005/06	0,383	4,063	1,561	2,538	1,826	1,092	0,668	0,404	0,203	0,140	0,101	0,368	13,347

2214. Río Los Prados (Embalse de Tosal-Gros)

1940/2005

(hm³)

Serie completa

	Oct	Nov	Dic	Ene	Feb	Mar	Abr	May	Jun	Jul	Ago	Sep	Total
Máximo	15,108	11,197	8,840	4,685	4,941	6,421	10,776	9,194	5,086	2,288	1,088	5,274	36,023
Mínimo	0,085	0,078	0,103	0,085	0,086	0,162	0,137	0,122	0,130	0,110	0,101	0,086	3,487
Media	1,703	1,539	1,729	1,270	1,190	1,280	1,467	1,597	1,035	0,553	0,344	0,576	14,284

Percentil 1%	0,101	0,088	0,103	0,088	0,138	0,165	0,146	0,139	0,177	0,124	0,103	0,093	3,569
Percentil 5%	0,123	0,104	0,160	0,192	0,214	0,182	0,178	0,218	0,219	0,141	0,107	0,123	3,823
Percentil 10%	0,154	0,135	0,286	0,274	0,283	0,280	0,251	0,295	0,254	0,159	0,133	0,146	5,083
Percentil 25%	0,265	0,333	0,561	0,543	0,478	0,462	0,411	0,461	0,450	0,247	0,185	0,192	8,445
Percentil 50%	0,783	0,961	1,169	0,879	0,959	0,906	0,755	1,018	0,714	0,405	0,275	0,293	13,019
Desviación típica	2,643	1,819	1,889	1,109	0,994	1,275	1,998	1,766	0,980	0,446	0,216	0,886	8,057
Coef. variación	1,551	1,182	1,093	0,873	0,835	0,996	1,362	1,106	0,947	0,806	0,626	1,536	0,564

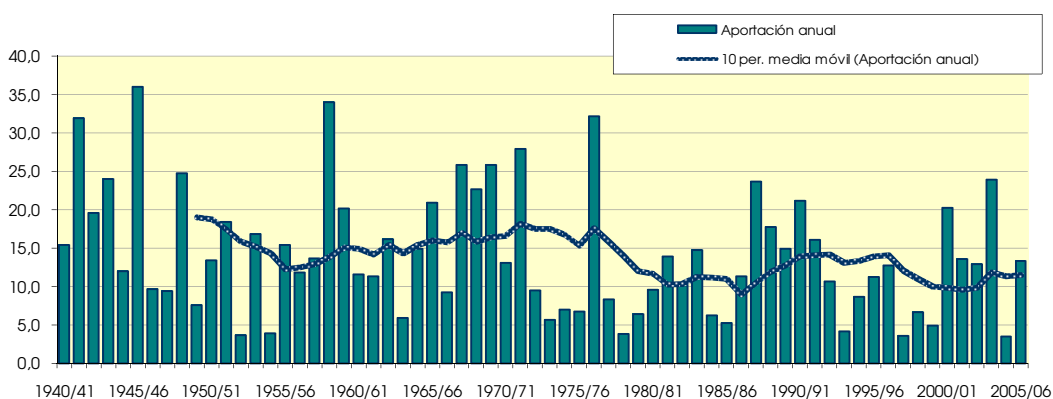
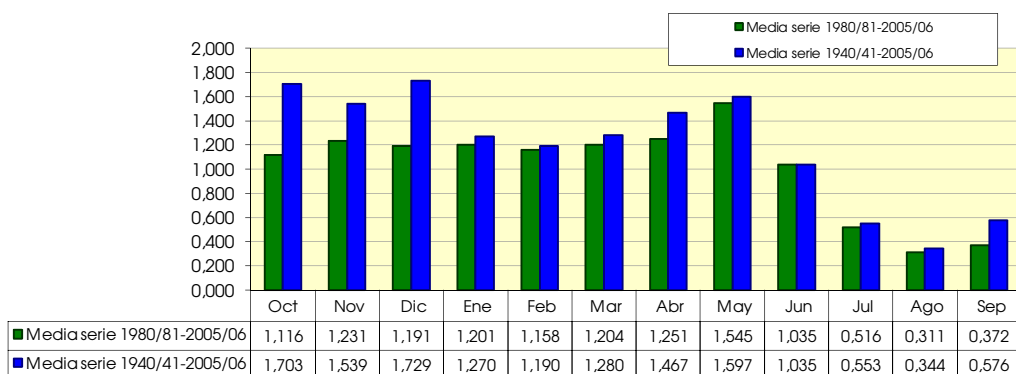
1980/2005

(hm³)

Serie para asignación y reserva

	Oct	Nov	Dic	Ene	Feb	Mar	Abr	May	Jun	Jul	Ago	Sep	Total
Máximo	8,611	4,514	6,202	4,571	4,060	6,421	4,935	5,223	5,086	2,237	0,965	1,251	23,965
Mínimo	0,085	0,078	0,160	0,136	0,167	0,162	0,150	0,148	0,130	0,110	0,101	0,086	3,487
Media	1,116	1,231	1,191	1,201	1,158	1,204	1,251	1,545	1,035	0,516	0,311	0,372	12,133

Percentil 1%	0,091	0,082	0,165	0,153	0,174	0,163	0,155	0,160	0,148	0,116	0,102	0,097	3,518
Percentil 5%	0,110	0,097	0,213	0,223	0,201	0,176	0,178	0,220	0,207	0,133	0,105	0,136	3,757
Percentil 10%	0,116	0,120	0,335	0,274	0,232	0,208	0,208	0,295	0,220	0,142	0,112	0,150	4,545
Percentil 25%	0,160	0,241	0,382	0,463	0,349	0,361	0,368	0,398	0,283	0,186	0,173	0,202	7,176
Percentil 50%	0,447	0,575	0,945	0,706	0,843	0,698	0,596	0,980	0,658	0,347	0,245	0,278	12,074
Desviación típica	1,827	1,299	1,194	1,213	1,010	1,413	1,313	1,494	1,118	0,477	0,206	0,276	5,970
Coef. variación	1,637	1,055	1,003	1,010	0,872	1,173	1,049	0,967	1,080	0,924	0,662	0,741	0,492



2216. Río Tastavins medio (Embalse de Tormasal)

(hm ³)	Oct	Nov	Dic	Ene	Feb	Mar	Abr	May	Jun	Jul	Ago	Sep	Total
1940/41	9,492	5,897	2,902	3,402	3,970	2,961	2,751	2,795	1,841	1,052	2,177	4,881	44,122
1941/42	3,569	2,951	12,304	6,365	7,148	8,054	39,076	10,278	6,416	3,213	1,601	1,117	102,092
1942/43	1,449	9,799	4,923	2,916	2,099	4,386	3,517	2,579	1,704	5,440	2,793	21,007	62,613
1943/44	14,159	9,659	26,302	10,153	5,093	2,942	1,814	1,599	1,456	0,923	0,622	0,914	75,636
1944/45	2,394	3,153	3,526	10,800	5,715	3,307	1,905	1,484	2,144	1,386	0,828	0,507	37,147
1945/46	0,985	10,862	5,056	5,731	3,548	5,559	28,696	29,211	11,048	5,089	2,899	1,894	110,576
1946/47	2,539	1,939	1,430	1,375	2,943	3,601	2,414	6,071	3,607	2,858	1,785	1,224	31,786
1947/48	2,690	1,611	0,922	0,685	6,000	4,168	4,765	3,499	1,844	0,923	0,589	0,490	28,185
1948/49	2,592	1,135	12,512	5,028	11,965	12,646	7,059	9,426	5,009	2,308	1,392	3,457	74,529
1949/50	2,819	1,664	2,134	1,807	1,100	1,981	1,772	4,824	2,760	1,349	0,860	0,552	23,621
1950/51	1,892	1,105	2,663	3,862	2,852	2,231	9,613	7,359	4,128	1,955	1,229	4,713	43,602
1951/52	14,760	6,207	13,359	7,424	3,651	2,988	2,440	2,002	1,850	1,187	0,895	0,601	57,367
1952/53	0,666	0,558	0,412	0,346	0,343	1,223	1,133	0,873	2,472	1,815	1,004	1,320	12,166
1953/54	2,481	1,448	10,485	5,370	2,840	5,272	5,027	9,556	5,639	2,791	1,337	0,721	52,966
1954/55	0,497	0,369	0,572	1,955	2,531	1,886	1,063	0,692	0,987	0,843	0,758	0,987	13,139
1955/56	0,982	1,205	2,535	2,084	3,386	8,143	6,516	9,501	5,398	2,666	2,218	1,849	46,484
1956/57	4,182	4,096	2,447	1,327	0,906	0,621	0,560	4,307	8,746	4,627	2,537	1,412	35,767
1957/58	18,716	10,314	6,080	3,871	2,262	1,342	1,273	1,114	0,752	0,498	0,402	0,370	46,993
1958/59	2,949	9,323	17,653	8,271	12,280	15,178	7,712	7,665	3,919	2,746	1,554	10,494	99,744
1959/60	8,097	14,887	7,582	5,082	5,245	7,730	4,737	3,629	2,940	2,873	1,565	0,965	65,332
1960/61	8,247	3,599	6,203	6,078	3,425	1,821	1,460	1,466	1,146	0,718	0,586	1,561	36,311
1961/62	2,258	5,856	3,415	3,397	3,062	2,794	4,323	3,903	2,215	1,165	0,757	1,302	34,447
1962/63	12,818	8,416	4,504	2,968	3,027	2,484	1,646	1,228	1,474	2,691	1,430	8,277	50,964
1963/64	4,110	2,053	2,823	1,784	1,976	1,901	1,231	0,940	0,959	0,818	0,636	0,881	20,112
1964/65	0,848	0,897	21,309	8,179	4,541	3,353	2,347	2,350	1,557	0,812	0,741	0,640	47,576
1965/66	33,744	10,223	5,686	3,524	2,222	1,399	1,412	3,691	2,439	1,306	0,769	0,558	66,974
1966/67	7,326	5,921	2,936	1,545	1,457	1,428	2,008	1,624	0,949	0,601	0,807	0,682	27,284
1967/68	7,382	24,972	8,848	3,906	2,608	6,653	4,368	4,054	2,796	1,441	1,994	1,362	70,384
1968/69	0,749	4,138	5,403	4,666	3,901	6,093	25,397	11,775	5,701	2,694	1,370	2,513	74,399
1969/70	36,299	10,751	7,651	6,133	3,449	1,689	0,965	1,609	1,801	1,206	0,695	0,445	72,693
1970/71	1,426	1,261	4,524	3,819	2,249	3,652	4,828	10,642	5,086	2,398	1,294	1,884	43,064
1971/72	1,813	3,239	26,507	12,383	6,904	6,696	3,898	4,308	4,663	2,465	1,357	10,328	84,562
1972/73	8,170	6,130	3,671	1,915	1,070	0,627	0,517	0,481	3,843	2,305	1,369	0,883	30,982
1973/74	0,684	0,461	1,191	0,916	0,741	3,146	4,299	2,644	1,687	1,156	0,791	0,755	18,470
1974/75	0,689	0,524	0,443	0,395	3,440	4,249	2,585	2,895	2,862	1,638	0,980	1,376	22,076
1975/76	1,046	0,715	4,642	2,571	1,522	1,139	3,142	3,130	1,955	1,047	1,317	1,056	23,283
1976/77	4,632	2,270	11,789	18,196	7,859	3,702	2,943	27,739	14,889	7,912	3,722	2,038	107,692
1977/78	2,536	2,585	3,250	2,347	1,614	2,729	3,193	3,426	2,618	1,447	0,789	0,676	27,212
1978/79	0,613	0,394	0,479	2,283	1,753	1,648	1,907	1,333	0,840	0,554	0,392	0,505	12,700
1979/80	4,271	2,670	1,417	2,066	2,892	1,853	1,301	2,723	1,518	0,799	0,578	0,615	22,703
1980/81	0,591	1,133	1,377	1,040	1,341	1,178	10,828	6,332	4,209	2,149	1,043	0,669	31,889
1981/82	0,503	0,350	0,646	5,286	9,962	9,264	5,989	4,566	2,339	1,881	1,323	0,739	42,847
1982/83	15,605	7,318	4,038	2,006	1,200	0,912	0,749	0,564	0,974	0,798	2,057	1,551	37,772
1983/84	0,800	14,474	5,800	2,682	1,600	2,181	1,560	9,050	4,301	1,995	0,953	0,565	45,962
1984/85	0,483	3,505	2,883	1,608	1,562	1,269	0,942	3,840	1,956	0,994	0,651	0,847	20,541
1985/86	1,795	1,485	1,349	0,998	1,216	2,041	3,169	2,155	1,146	0,634	0,507	0,737	17,232
1986/87	7,246	5,108	2,936	5,873	5,896	3,456	1,763	1,301	0,791	0,535	0,582	0,488	35,974
1987/88	3,382	4,772	4,658	13,538	5,866	2,696	12,343	9,505	9,749	4,563	2,178	1,183	74,434
1988/89	4,893	6,126	3,543	1,870	4,135	9,304	7,198	7,586	3,543	1,693	1,216	3,081	54,187
1989/90	1,867	4,984	15,735	7,176	3,659	1,740	1,150	1,222	2,340	1,333	0,815	0,779	42,799
1990/91	7,545	4,115	2,180	2,638	11,109	19,783	9,350	4,556	2,111	1,041	0,682	1,428	66,537
1991/92	1,351	1,704	4,337	2,901	2,403	1,395	1,478	7,279	16,840	7,359	3,206	1,771	52,024
1992/93	1,871	1,312	4,342	2,325	4,397	4,913	3,336	3,523	2,314	1,169	0,745	1,473	31,720
1993/94	1,914	1,958	1,250	0,706	0,728	0,570	0,704	0,649	0,455	0,390	0,401	4,007	13,730
1994/95	12,131	6,199	3,162	1,554	0,832	0,555	0,589	1,462	0,894	0,584	0,434	0,474	28,869
1995/96	0,389	0,373	4,301	8,738	7,735	4,252	2,850	2,166	1,212	0,695	0,652	0,730	34,093
1996/97	0,563	0,767	6,316	19,084	7,134	3,209	1,599	1,035	2,837	2,207	1,561	1,001	47,314
1997/98	0,628	0,513	1,240	2,540	1,971	1,037	0,817	1,081	0,770	0,485	0,390	0,329	11,800
1998/99	0,320	0,295	1,576	1,847	1,056	3,186	2,636	3,210	2,037	1,234	0,969	2,618	20,984
1999/00	1,644	1,135	1,101	0,982	0,672	0,636	1,261	1,385	3,314	2,040	1,229	0,838	16,238
2000/01	39,496	13,039	7,019	4,813	3,047	2,166	1,338	2,611	1,831	1,365	0,830	0,607	78,162
2001/02	0,419	1,451	1,268	0,876	0,581	1,351	6,533	14,115	7,627	3,426	1,740	1,772	41,159
2002/03	1,229	0,784	0,603	0,513	3,532	4,318	5,211	13,282	5,847	2,695	1,450	1,254	40,718
2003/04	2,610	5,878	4,560	2,372	3,068	8,422	15,874	16,459	7,721	3,608	1,741	1,342	73,654
2004/05	0,965	0,572	2,596	1,939	1,128	0,763	0,545	1,074	0,873	0,550	0,414	1,007	12,426
2005/06	1,304	11,666	5,186	7,206	5,637	3,474	2,213	1,392	0,749	0,547	0,411	1,212	40,996

2216. Río Tostavins medio (Embalse de Tormasal)

1940/2005
(hm³)

Serie completa

	Oct	Nov	Dic	Ene	Feb	Mar	Abr	May	Jun	Jul	Ago	Sep	Total
Máximo	39,496	24,972	26,507	19,084	12,280	19,783	39,076	29,211	16,840	7,912	3,722	21,007	110,576
Mínimo	0,320	0,295	0,412	0,346	0,343	0,555	0,517	0,481	0,455	0,390	0,390	0,329	11,800
Media	5,290	4,489	5,401	4,243	3,592	3,778	4,691	5,028	3,401	1,935	1,206	1,974	45,028

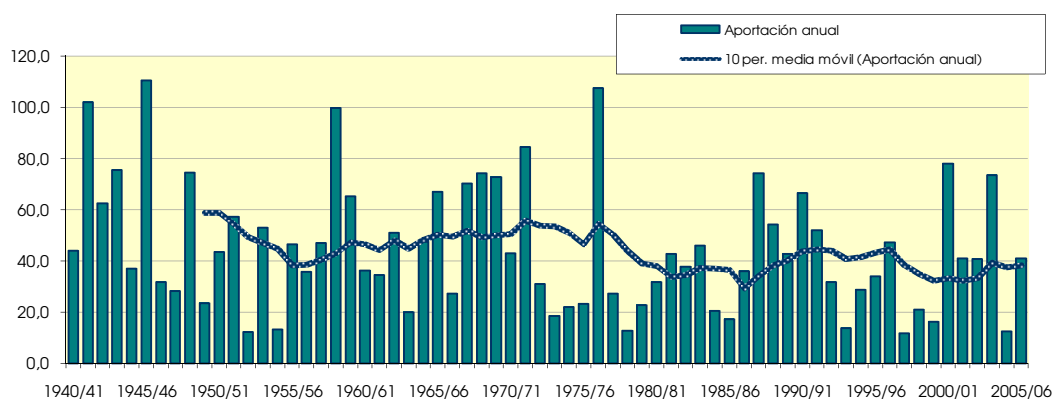
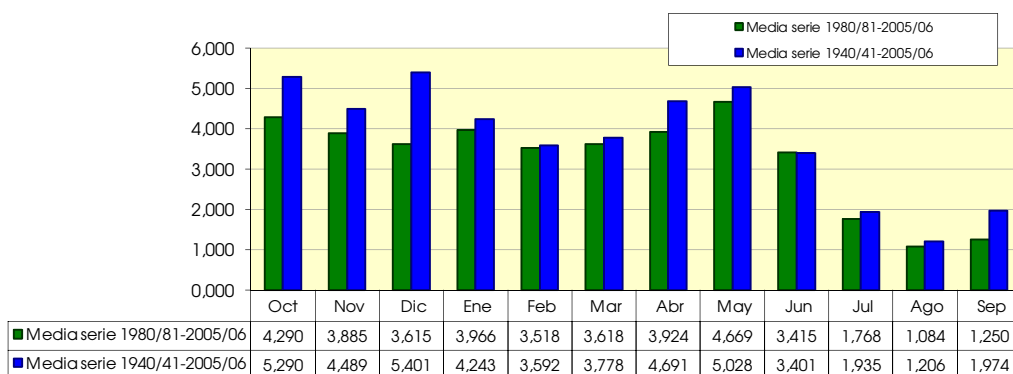
Percentil 1%	0,365	0,331	0,432	0,378	0,498	0,565	0,535	0,535	0,646	0,452	0,391	0,355	12,038
Percentil 5%	0,487	0,378	0,580	0,690	0,731	0,629	0,618	0,737	0,775	0,538	0,404	0,477	12,810
Percentil 10%	0,577	0,519	1,012	0,949	0,981	0,974	0,880	1,055	0,883	0,569	0,471	0,506	16,735
Percentil 25%	0,969	1,135	1,716	1,817	1,572	1,483	1,356	1,463	1,485	0,863	0,685	0,678	27,230
Percentil 50%	2,326	2,810	3,607	2,792	2,985	2,868	2,513	3,170	2,326	1,375	0,975	1,031	41,078
Desviación típica	8,070	4,650	5,676	3,909	2,748	3,531	6,661	5,586	3,187	1,541	0,725	3,118	24,767
Coef. variación	1,526	1,036	1,051	0,921	0,765	0,935	1,420	1,111	0,937	0,797	0,601	1,579	0,550

1980/2005
(hm³)

Serie para asignación y reserva

	Oct	Nov	Dic	Ene	Feb	Mar	Abr	May	Jun	Jul	Ago	Sep	Total
Máximo	39,496	14,474	15,735	19,084	11,109	19,783	15,874	16,459	16,840	7,359	3,206	4,007	78,162
Mínimo	0,320	0,295	0,603	0,513	0,581	0,555	0,545	0,564	0,455	0,390	0,390	0,329	11,800
Media	4,290	3,885	3,615	3,966	3,518	3,618	3,924	4,669	3,415	1,768	1,084	1,250	39,002

Percentil 1%	0,338	0,309	0,613	0,561	0,604	0,559	0,556	0,585	0,528	0,414	0,393	0,365	11,957
Percentil 5%	0,397	0,356	0,760	0,748	0,686	0,586	0,618	0,745	0,754	0,498	0,404	0,477	12,752
Percentil 10%	0,451	0,443	1,171	0,929	0,780	0,700	0,726	1,055	0,781	0,541	0,413	0,526	14,984
Percentil 25%	0,601	0,871	1,356	1,567	1,204	1,201	1,178	1,322	1,017	0,649	0,599	0,732	22,955
Percentil 50%	1,497	1,831	3,049	2,349	2,725	2,174	1,988	2,910	2,212	1,283	0,892	1,004	39,245
Desviación típica	8,121	4,038	3,074	4,328	2,948	4,166	4,126	4,522	3,659	1,568	0,682	0,855	19,277
Coef. variación	1,893	1,039	0,850	1,091	0,838	1,151	1,051	0,968	1,071	0,887	0,630	0,684	0,494



2217. Rio Taslavins bajor

(hm ²)	Oct	Nov	Dic	Ene	Feb	Mar	Abr	May	Jun	Jul	Ago	Sep	Total
1940/41	10,299	6,115	3,010	3,517	4,134	3,062	2,851	2,883	1,911	1,090	2,899	5,420	47,191
1941/42	3,697	3,048	15,170	6,894	8,160	9,151	49,314	10,669	7,138	3,334	1,659	1,171	119,406
1942/43	1,503	10,708	5,103	3,023	2,170	4,619	3,643	2,695	1,776	6,908	2,970	27,967	73,086
1943/44	15,576	10,656	32,428	10,538	5,281	3,049	1,880	1,654	1,548	0,957	0,644	0,960	85,171
1944/45	2,490	3,281	3,695	13,482	5,950	3,431	1,976	1,547	2,259	1,452	0,858	0,525	40,947
1945/46	1,007	11,461	5,238	6,137	3,675	5,888	32,577	33,195	11,458	5,277	3,066	1,976	120,955
1946/47	2,625	2,008	1,480	1,439	3,042	3,756	2,503	6,773	3,770	3,082	1,851	1,279	33,607
1947/48	2,755	1,669	0,954	0,708	6,552	4,321	5,036	3,626	1,910	0,955	0,609	0,506	29,601
1948/49	2,631	1,173	14,238	5,210	12,871	13,781	7,322	10,655	5,202	2,394	1,455	3,778	80,711
1949/50	2,921	1,720	2,244	1,874	1,140	2,098	1,837	5,031	2,861	1,397	0,901	0,571	24,595
1950/51	1,932	1,144	2,966	4,217	2,958	2,396	11,021	7,794	4,283	2,028	1,286	6,018	48,041
1951/52	15,164	6,435	15,289	7,734	3,794	3,181	2,526	2,094	1,907	1,235	0,929	0,621	60,910
1952/53	0,686	0,577	0,426	0,357	0,354	1,280	1,175	0,916	2,666	1,881	1,040	1,480	12,837
1953/54	2,563	1,500	11,514	5,571	2,947	5,641	5,434	10,734	5,834	2,896	1,386	0,746	56,765
1954/55	0,513	0,381	0,593	2,057	2,643	1,961	1,103	0,716	1,052	0,874	0,793	1,068	13,754
1955/56	1,015	1,239	2,733	2,163	3,618	8,701	6,817	10,438	5,630	2,764	2,419	1,931	49,467
1956/57	4,266	4,299	2,534	1,373	0,936	0,642	0,578	4,664	9,610	4,801	2,725	1,464	37,892
1957/58	21,300	11,135	6,319	4,020	2,344	1,389	1,324	1,153	0,779	0,515	0,416	0,382	51,076
1958/59	3,019	9,825	18,917	8,566	13,494	16,285	8,014	8,345	4,058	2,917	1,608	12,329	107,376
1959/60	8,503	16,395	7,872	5,365	5,572	8,526	4,915	3,831	3,044	3,083	1,621	1,008	69,734
1960/61	8,610	3,734	6,943	6,495	3,553	1,887	1,568	1,519	1,188	0,744	0,611	1,734	38,588
1961/62	2,320	6,194	3,543	3,659	3,172	2,892	4,437	4,016	2,292	1,206	0,783	1,438	35,953
1962/63	13,429	8,728	4,670	3,074	3,140	2,574	1,706	1,271	1,525	2,982	1,487	10,362	54,949
1963/64	4,264	2,129	2,947	1,850	2,069	1,971	1,276	0,973	1,018	0,857	0,659	0,952	20,966
1964/65	0,877	0,924	24,995	8,535	4,715	3,508	2,435	2,460	1,614	0,841	0,809	0,664	52,378
1965/66	38,174	10,619	5,978	3,695	2,302	1,448	1,481	4,100	2,529	1,354	0,797	0,580	73,058
1966/67	7,732	6,153	3,046	1,602	1,516	1,479	2,094	1,682	0,985	0,623	0,879	0,707	28,497
1967/68	7,544	26,440	9,181	4,050	2,716	7,043	4,521	4,247	2,898	1,493	2,190	1,412	73,734
1968/69	0,776	4,723	5,857	5,055	4,068	6,706	29,581	12,509	5,918	2,791	1,417	2,801	82,203
1969/70	37,998	11,173	8,196	6,522	3,575	1,749	0,998	1,677	1,924	1,250	0,719	0,460	76,242
1970/71	1,733	1,316	5,606	4,414	2,381	4,656	5,371	13,446	5,301	2,498	1,342	2,163	50,226
1971/72	1,923	3,611	32,714	13,502	7,296	7,805	4,121	5,115	5,153	2,555	1,416	11,941	97,150
1972/73	8,961	6,490	3,923	2,015	1,132	0,652	0,573	0,515	4,799	2,393	1,438	0,933	33,824
1973/74	0,767	0,480	1,406	0,957	0,795	3,431	4,653	2,749	2,003	1,241	0,827	0,893	20,201
1974/75	0,756	0,545	0,469	0,437	3,948	5,242	2,717	3,145	3,270	1,696	1,025	1,575	24,826
1975/76	1,101	0,746	5,287	2,693	1,604	1,263	3,565	3,356	2,054	1,083	1,533	1,115	25,399
1976/77	5,275	2,369	13,607	21,799	8,228	3,862	3,444	32,992	17,611	8,280	3,861	2,169	123,497
1977/78	2,713	2,680	3,486	2,538	1,720	3,026	3,679	3,750	3,089	1,501	0,819	0,809	29,810
1978/79	0,688	0,408	0,532	2,471	1,844	1,860	2,223	1,401	0,888	0,579	0,408	0,555	13,857
1979/80	5,223	2,805	1,498	2,521	3,108	1,927	1,354	3,000	1,573	0,827	0,599	0,663	25,098
1980/81	0,649	1,294	1,466	1,132	1,458	1,273	13,015	6,780	4,558	2,229	1,084	0,705	35,643
1981/82	0,534	0,362	0,703	6,539	11,925	10,384	6,471	4,997	2,445	2,116	1,393	0,772	48,642
1982/83	20,765	7,802	4,307	2,106	1,278	0,966	0,801	0,592	1,161	0,827	2,398	1,609	44,614
1983/84	0,841	17,962	6,093	2,796	1,688	2,514	1,663	10,904	4,506	2,068	0,988	0,602	52,623
1984/85	0,532	4,019	3,087	1,717	1,733	1,348	1,008	4,346	2,028	1,030	0,674	0,917	22,439
1985/86	2,269	1,566	1,455	1,075	1,326	2,308	3,538	2,297	1,189	0,658	0,532	0,815	19,029
1986/87	8,720	5,401	3,106	6,950	6,712	3,595	1,843	1,425	0,821	0,557	0,606	0,505	40,240
1987/88	3,718	5,270	5,010	15,311	6,091	2,795	14,282	10,186	10,706	4,728	2,255	1,226	81,577
1988/89	5,960	7,027	3,706	1,975	4,697	10,777	7,913	8,149	3,671	1,751	1,281	3,344	60,251
1989/90	1,936	5,499	16,492	7,616	3,794	1,800	1,200	1,311	2,512	1,380	0,846	0,825	45,212
1990/91	8,994	4,274	2,274	2,975	13,039	23,738	9,753	4,721	2,186	1,077	0,724	1,620	75,376
1991/92	1,400	1,801	4,636	3,056	2,591	1,447	1,609	9,710	19,838	7,641	3,327	1,835	58,892
1992/93	2,006	1,360	4,698	2,411	4,659	5,209	3,461	3,892	2,398	1,212	0,781	1,607	33,692
1993/94	2,020	2,035	1,296	0,731	0,757	0,590	0,772	0,674	0,471	0,404	0,420	4,821	14,992
1994/95	13,664	6,440	3,276	1,609	0,861	0,574	0,628	1,521	0,926	0,605	0,449	0,499	31,052
1995/96	0,402	0,385	4,622	9,836	8,274	4,409	3,004	2,249	1,255	0,720	0,692	0,786	36,634
1996/97	0,583	0,827	7,772	22,373	7,402	3,327	1,655	1,078	3,372	2,302	1,640	1,036	53,370
1997/98	0,649	0,530	1,328	2,687	2,041	1,073	0,889	1,119	0,797	0,502	0,404	0,341	12,361
1998/99	0,332	0,305	1,777	1,938	1,094	3,679	2,759	3,712	2,116	1,298	1,046	3,059	23,115
1999/00	1,704	1,181	1,180	1,028	0,697	0,659	1,368	1,472	3,684	2,115	1,329	0,869	17,287
2000/01	47,168	14,469	7,384	5,206	3,240	2,306	1,387	2,967	1,899	1,421	0,861	0,629	88,936
2001/02	0,432	1,680	1,316	0,907	0,602	1,482	7,618	16,266	7,930	3,554	1,808	1,910	45,504
2002/03	1,273	0,810	0,623	0,530	3,696	4,546	5,901	15,178	6,068	2,794	1,502	1,377	44,299
2003/04	2,716	6,261	4,726	2,460	3,188	9,028	18,493	18,055	8,015	3,748	1,803	1,458	79,949
2004/05	0,999	0,591	2,893	2,012	1,182	0,791	0,564	1,242	0,906	0,569	0,431	1,129	13,310
2005/06	1,357	13,277	5,381	8,031	5,990	3,595	2,292	1,442	0,775	0,565	0,425	1,311	44,441

2217. Río Tostavins bajo

1940/2005
(hm³)

Serie completa

	Oct	Nov	Dic	Ene	Feb	Mar	Abr	May	Jun	Jul	Ago	Sep	Total
Máximo	47,168	26,440	32,714	22,373	13,494	23,738	49,314	33,195	19,838	8,280	3,861	27,967	123,497
Mínimo	0,332	0,305	0,426	0,357	0,354	0,574	0,564	0,515	0,471	0,404	0,404	0,341	12,361
Media	5,863	4,840	6,018	4,654	3,857	4,127	5,266	5,600	3,675	2,038	1,280	2,284	49,501

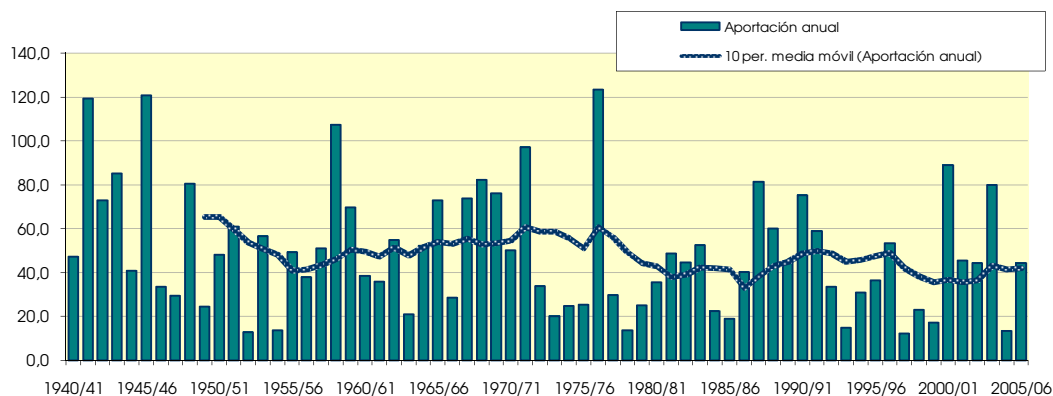
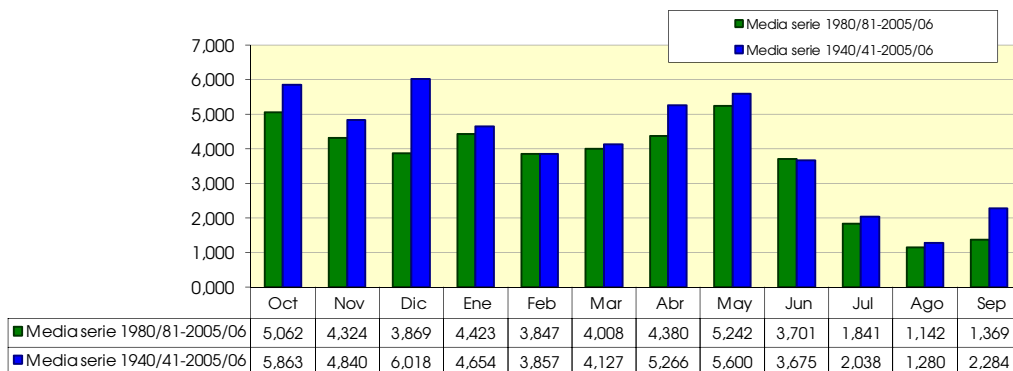
Percentil 1%	0,378	0,342	0,454	0,409	0,515	0,584	0,570	0,565	0,669	0,468	0,407	0,368	12,670
Percentil 5%	0,518	0,391	0,600	0,714	0,766	0,654	0,664	0,766	0,803	0,559	0,421	0,500	13,780
Percentil 10%	0,616	0,537	1,067	0,992	1,015	1,020	0,944	1,099	0,916	0,592	0,491	0,540	18,158
Percentil 25%	1,001	1,195	1,894	1,890	1,696	1,549	1,410	1,520	1,554	0,894	0,721	0,717	28,773
Percentil 50%	2,405	2,927	3,814	2,999	3,124	3,038	2,622	3,491	2,422	1,436	1,032	1,122	44,913
Desviación típica	9,168	5,094	6,768	4,534	3,072	4,039	8,046	6,463	3,625	1,658	0,786	4,014	27,871
Coef. variación	1,564	1,052	1,125	0,974	0,796	0,979	1,528	1,154	0,986	0,814	0,614	1,758	0,563

1980/2005
(hm³)

Serie para asignación y reserva

	Oct	Nov	Dic	Ene	Feb	Mar	Abr	May	Jun	Jul	Ago	Sep	Total
Máximo	47,168	17,962	16,492	22,373	13,039	23,738	18,493	18,055	19,838	7,641	3,327	4,821	88,936
Mínimo	0,332	0,305	0,623	0,530	0,602	0,574	0,564	0,592	0,471	0,404	0,404	0,341	12,361
Media	5,062	4,324	3,869	4,423	3,847	4,008	4,380	5,242	3,701	1,841	1,142	1,369	43,211

Percentil 1%	0,349	0,319	0,643	0,581	0,626	0,578	0,580	0,613	0,547	0,429	0,408	0,380	12,598
Percentil 5%	0,410	0,368	0,822	0,775	0,712	0,608	0,664	0,775	0,781	0,516	0,421	0,500	13,730
Percentil 10%	0,482	0,458	1,238	0,967	0,809	0,725	0,787	1,099	0,809	0,561	0,428	0,553	16,139
Percentil 25%	0,649	0,915	1,458	1,636	1,290	1,292	1,242	1,429	1,168	0,673	0,623	0,775	25,099
Percentil 50%	1,552	1,918	3,191	2,435	2,889	2,411	2,068	3,339	2,292	1,339	0,924	1,083	44,370
Desviación típica	9,837	4,710	3,266	5,042	3,396	4,934	4,799	5,158	4,188	1,629	0,724	1,009	21,726
Coef. variación	1,943	1,089	0,844	1,140	0,883	1,231	1,096	0,984	1,132	0,885	0,634	0,737	0,503



2223. Embalse de Arnés (río Algas alto)

1940/2005
(hm³)

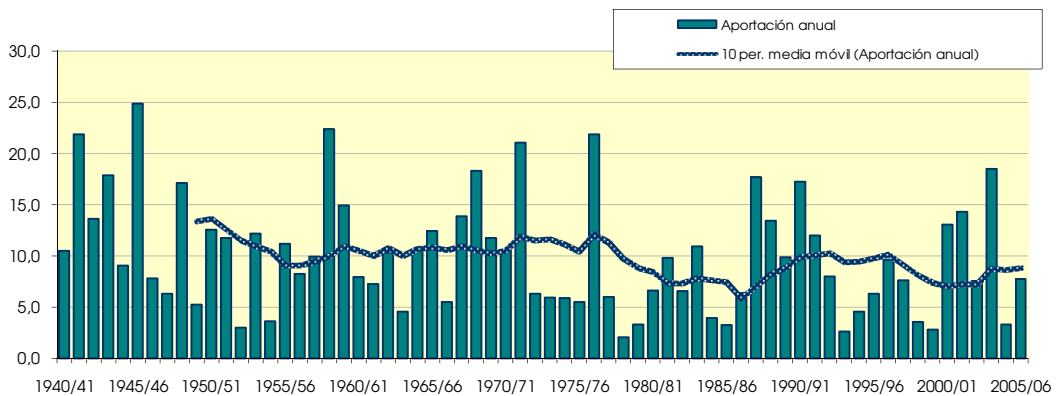
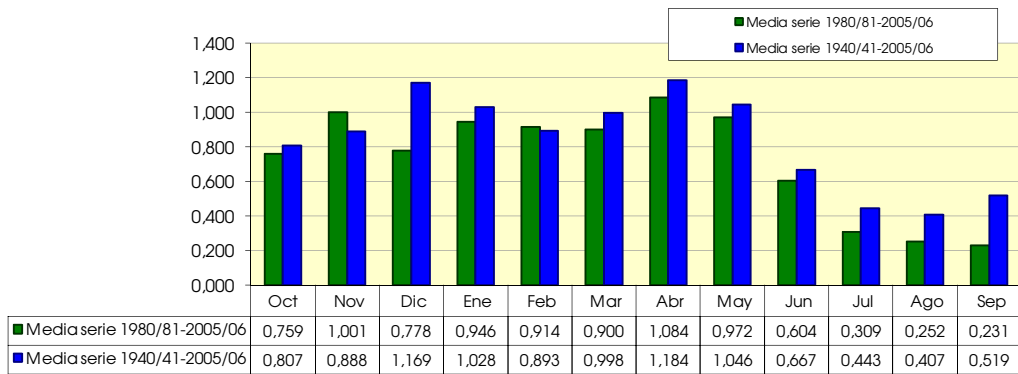
Serie completa

	Oct	Nov	Dic	Ene	Feb	Mar	Abr	May	Jun	Jul	Ago	Sep	Total
Máximo	7,081	4,392	7,522	4,976	3,479	5,669	7,148	5,686	3,860	1,729	1,290	4,409	24,915
Mínimo	0,026	0,023	0,063	0,069	0,070	0,071	0,068	0,066	0,049	0,056	0,076	0,045	2,052
Media	0,807	0,888	1,169	1,028	0,893	0,998	1,184	1,046	0,667	0,443	0,407	0,519	10,050
Percentil 1%	0,028	0,027	0,069	0,090	0,081	0,072	0,085	0,075	0,068	0,061	0,077	0,057	2,406
Percentil 5%	0,045	0,053	0,094	0,121	0,117	0,143	0,102	0,116	0,094	0,078	0,092	0,073	3,058
Percentil 10%	0,081	0,073	0,135	0,192	0,181	0,163	0,138	0,146	0,105	0,106	0,121	0,095	3,438
Percentil 25%	0,136	0,184	0,300	0,383	0,358	0,378	0,309	0,272	0,234	0,173	0,178	0,139	5,981
Percentil 50%	0,329	0,568	0,757	0,680	0,719	0,763	0,598	0,611	0,400	0,322	0,319	0,253	9,380
Desviación típica	1,251	1,001	1,346	0,982	0,718	0,980	1,601	1,202	0,715	0,378	0,299	0,815	5,596
Coef. variación	1,550	1,127	1,151	0,955	0,804	0,983	1,352	1,149	1,071	0,853	0,734	1,571	0,557

1980/2005
(hm³)

Serie para asignación y reserva

	Oct	Nov	Dic	Ene	Feb	Mar	Abr	May	Jun	Jul	Ago	Sep	Total
Máximo	7,081	4,392	2,943	3,962	3,479	5,669	4,743	5,276	3,860	1,612	0,758	0,668	18,495
Mínimo	0,026	0,023	0,063	0,102	0,087	0,071	0,068	0,066	0,049	0,056	0,076	0,045	2,597
Media	0,759	1,001	0,778	0,946	0,914	0,900	1,084	0,972	0,604	0,309	0,252	0,231	8,750
Percentil 1%	0,027	0,024	0,070	0,104	0,089	0,072	0,075	0,069	0,057	0,058	0,078	0,050	2,645
Percentil 5%	0,030	0,031	0,095	0,113	0,099	0,078	0,095	0,089	0,079	0,066	0,086	0,064	2,908
Percentil 10%	0,038	0,058	0,123	0,123	0,123	0,117	0,098	0,117	0,087	0,076	0,096	0,075	3,286
Percentil 25%	0,087	0,130	0,236	0,280	0,239	0,202	0,173	0,155	0,115	0,121	0,137	0,098	5,005
Percentil 50%	0,219	0,673	0,661	0,549	0,625	0,639	0,411	0,448	0,298	0,176	0,181	0,194	7,705
Desviación típica	1,445	1,197	0,663	1,036	0,888	1,168	1,397	1,246	0,823	0,338	0,166	0,165	4,750
Coef. variación	1,904	1,195	0,852	1,096	0,972	1,297	1,289	1,282	1,363	1,092	0,661	0,715	0,543



2225. Río Mataorraña, azud canal alimentador Embalse de Pontet

1940/2005
(hm³)

Serie completa

	Oct	Nov	Dic	Ene	Feb	Mar	Abr	May	Jun	Jul	Ago	Sep	Total
Máximo	101,017	46,351	71,342	44,805	23,038	48,572	88,682	66,997	40,001	12,010	5,557	49,658	219,755
Mínimo	0,482	0,434	0,621	0,518	0,508	0,836	0,803	0,730	0,687	0,579	0,573	0,485	18,414
Media	10,187	8,013	10,624	7,612	6,101	7,030	9,028	9,551	5,763	2,957	1,875	3,907	82,648

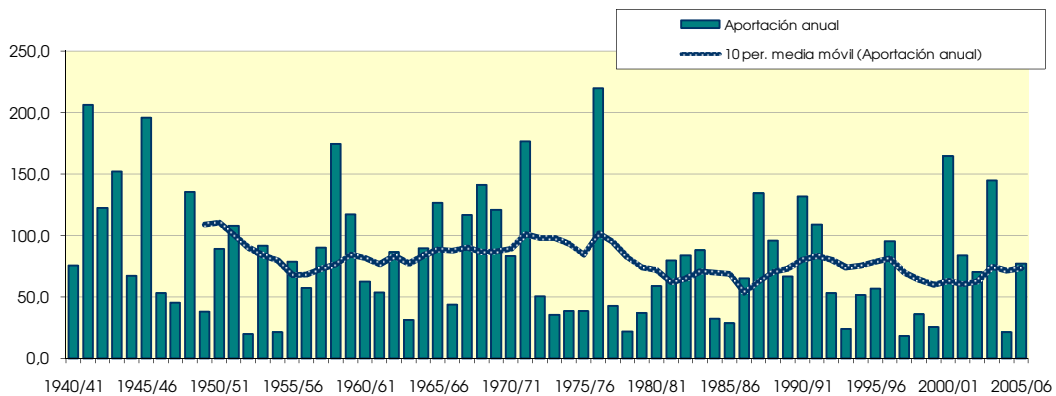
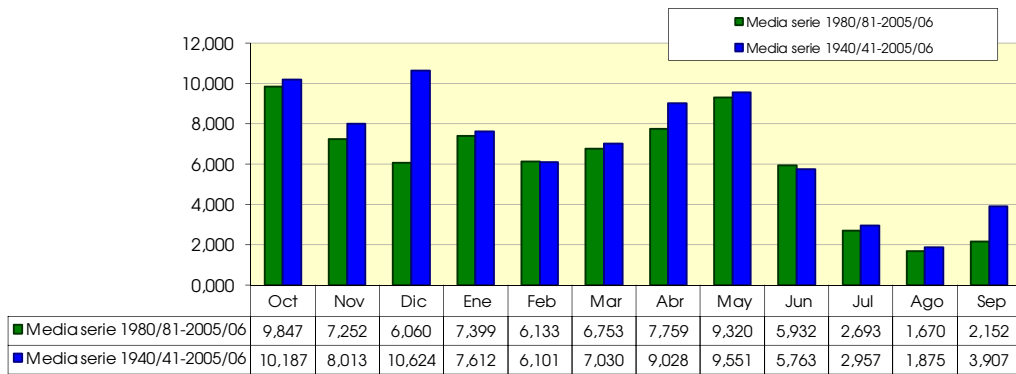
Percentil 1%	0,546	0,490	0,645	0,575	0,759	0,857	0,822	0,865	0,970	0,665	0,579	0,532	19,175
Percentil 5%	0,721	0,588	0,913	1,029	1,132	0,942	0,965	1,135	1,173	0,794	0,608	0,733	21,438
Percentil 10%	0,871	0,756	1,511	1,445	1,491	1,508	1,352	1,571	1,351	0,885	0,767	0,809	27,115
Percentil 25%	1,396	1,757	3,201	2,861	2,446	2,451	2,073	2,265	2,287	1,291	1,036	1,068	43,033
Percentil 50%	3,325	4,626	5,990	4,539	4,800	4,559	3,944	5,211	3,580	2,075	1,457	1,731	76,264
Desviación típica	18,056	9,107	14,010	8,442	5,203	7,776	15,031	12,299	6,651	2,415	1,170	7,318	49,485
Coef. variación	1,772	1,137	1,319	1,109	0,853	1,106	1,665	1,288	1,154	0,817	0,624	1,873	0,599

1980/2005
(hm³)

Serie para asignación y reserva

	Oct	Nov	Dic	Ene	Feb	Mar	Abr	May	Jun	Jul	Ago	Sep	Total
Máximo	101,017	34,870	23,864	44,805	22,405	48,572	41,707	39,094	40,001	11,446	4,885	8,625	164,804
Mínimo	0,482	0,434	0,909	0,773	0,894	0,836	0,832	0,938	0,687	0,579	0,573	0,485	18,414
Media	9,847	7,252	6,060	7,399	6,133	6,753	7,759	9,320	5,932	2,693	1,670	2,152	72,969

Percentil 1%	0,507	0,456	0,919	0,848	0,923	0,844	0,850	0,952	0,796	0,612	0,577	0,547	19,150
Percentil 5%	0,591	0,528	1,120	1,145	1,039	0,885	0,965	1,134	1,129	0,731	0,593	0,735	22,033
Percentil 10%	0,669	0,649	1,783	1,430	1,186	1,058	1,183	1,571	1,197	0,796	0,609	0,799	24,824
Percentil 25%	0,909	1,378	2,123	2,385	1,905	1,861	1,797	2,140	1,740	1,036	0,885	1,129	39,760
Percentil 50%	2,284	3,160	5,021	3,598	4,246	3,562	3,202	5,529	3,423	1,910	1,331	1,616	68,430
Desviación típica	21,357	8,696	5,097	9,592	5,868	9,801	10,243	10,648	7,984	2,434	1,090	1,738	40,192
Coef. variación	2,169	1,199	0,841	1,296	0,957	1,451	1,320	1,143	1,346	0,904	0,653	0,807	0,551



2234. Río Matarraña aguas abajo de río Algas

1940/2005
(hm³)

Serie completa

	Oct	Nov	Dic	Ene	Feb	Mar	Abr	May	Jun	Jul	Ago	Sep	Total
Máximo	155,496	74,885	101,464	68,539	38,239	73,118	119,890	98,558	54,807	16,219	8,321	62,691	312,693
Mínimo	0,560	0,493	0,795	0,682	0,675	1,014	1,061	0,970	0,811	0,717	0,755	0,600	27,172
Media	14,318	11,105	14,350	10,869	8,668	10,439	14,241	14,321	7,658	4,036	2,869	5,634	118,509

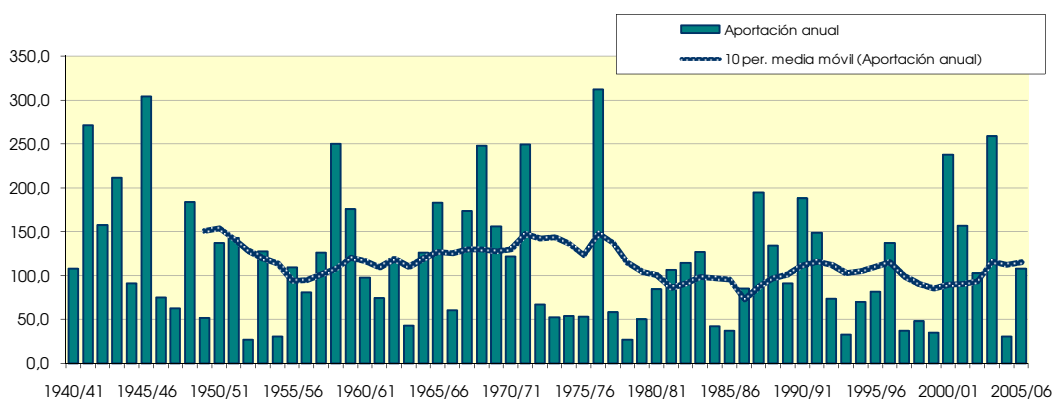
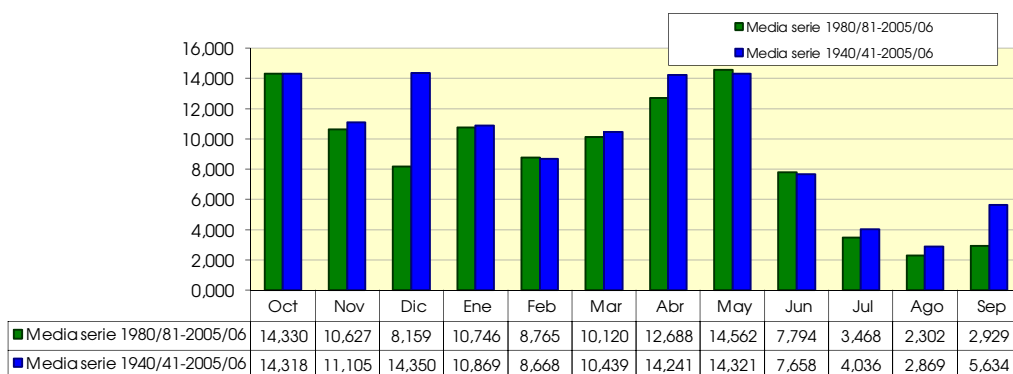
Percentil 1%	0,623	0,574	0,941	0,900	1,035	1,068	1,087	1,055	1,144	0,816	0,792	0,738	27,197
Percentil 5%	0,880	0,735	1,141	1,352	1,541	1,308	1,245	1,530	1,513	1,071	0,908	0,915	31,513
Percentil 10%	1,036	1,056	1,845	1,900	1,903	1,876	1,679	1,981	1,587	1,160	1,066	1,082	37,197
Percentil 25%	1,782	2,285	4,064	3,942	3,444	3,535	2,834	3,051	2,849	1,833	1,597	1,452	58,904
Percentil 50%	4,605	6,570	8,188	6,184	6,730	6,426	5,346	7,156	4,489	2,902	2,194	2,483	107,443
Desviación típica	26,560	13,578	19,583	12,799	7,530	12,078	25,326	20,102	9,046	3,279	1,835	10,221	73,247
Coef. variación	1,855	1,223	1,365	1,177	0,869	1,157	1,778	1,404	1,181	0,812	0,640	1,814	0,618

1980/2005
(hm³)

Serie para asignación y reserva

	Oct	Nov	Dic	Ene	Feb	Mar	Abr	May	Jun	Jul	Ago	Sep	Total
Máximo	155,496	52,987	30,971	68,539	31,562	73,118	83,669	84,814	54,807	15,335	6,706	12,413	259,298
Mínimo	0,560	0,493	1,124	1,018	1,229	1,014	1,061	1,101	0,811	0,717	0,755	0,600	31,003
Media	14,330	10,627	8,159	10,746	8,765	10,120	12,688	14,562	7,794	3,468	2,302	2,929	106,490

Percentil 1%	0,584	0,524	1,142	1,099	1,264	1,035	1,075	1,126	0,939	0,755	0,769	0,676	31,513
Percentil 5%	0,668	0,623	1,357	1,476	1,409	1,102	1,191	1,380	1,329	0,899	0,822	0,904	33,530
Percentil 10%	0,784	0,857	2,087	1,882	1,595	1,345	1,441	1,938	1,433	1,027	0,918	1,002	36,070
Percentil 25%	1,194	2,209	2,858	3,417	2,437	2,368	2,390	2,672	2,057	1,272	1,157	1,427	53,648
Percentil 50%	3,065	6,325	7,010	4,946	5,777	5,251	4,472	7,865	4,166	2,339	1,786	2,015	97,103
Desviación típica	32,476	12,695	6,789	14,600	8,314	15,313	19,414	20,210	10,921	3,263	1,490	2,445	63,035
Coef. variación	2,266	1,195	0,832	1,359	0,949	1,513	1,530	1,388	1,401	0,941	0,647	0,835	0,592



2301. Embalse de Mansilla

1940/2005
(hm³)

Serie completa

	Oct	Nov	Dic	Ene	Feb	Mar	Abr	May	Jun	Jul	Ago	Sep	Total
Máximo	25,540	48,180	60,160	86,047	74,140	101,006	47,570	43,370	26,602	25,830	22,380	24,971	360,190
Mínimo	0,000	0,010	1,910	1,060	0,930	3,220	3,910	4,471	1,720	0,110	0,000	0,000	57,390
Media	5,730	12,880	18,587	23,344	19,298	27,509	21,767	17,638	10,810	6,916	6,196	5,961	176,635

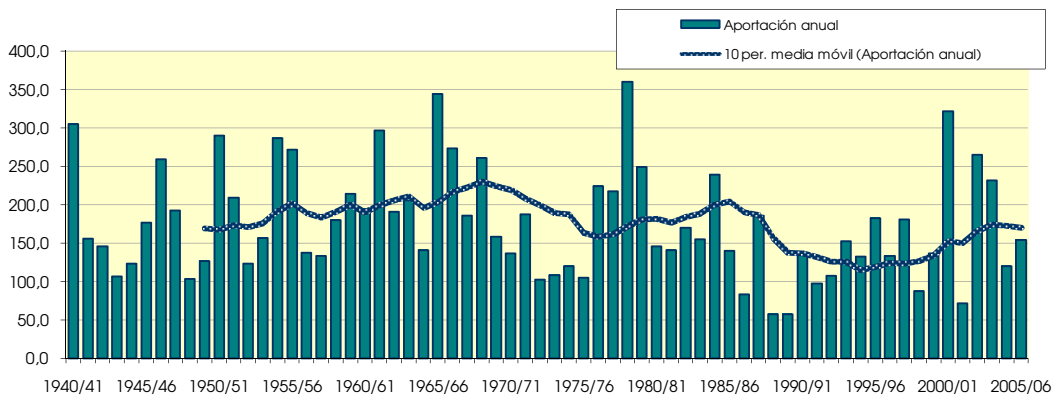
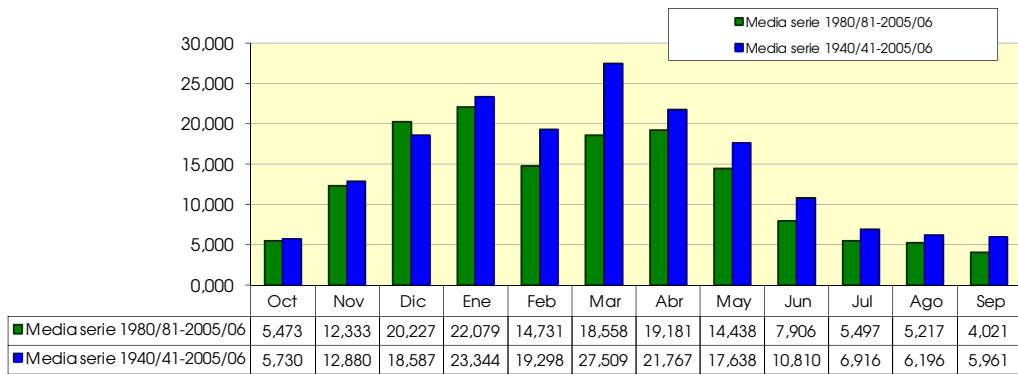
Percentil 1%	0,345	0,855	1,936	1,813	1,860	3,363	3,930	5,172	3,105	0,234	0,520	0,189	57,767
Percentil 5%	0,818	1,768	2,856	2,703	2,942	5,455	7,990	6,060	4,378	2,173	1,333	0,460	84,338
Percentil 10%	1,841	2,345	4,045	4,416	4,290	8,521	10,035	6,750	4,490	3,295	2,260	1,535	102,747
Percentil 25%	2,461	4,739	7,883	8,653	9,135	11,285	13,579	9,748	5,996	4,243	3,744	2,851	128,149
Percentil 50%	3,965	9,280	15,065	16,885	13,880	20,055	20,670	15,142	8,880	5,863	4,940	4,245	156,301
Desviación típica	5,210	11,652	14,119	21,284	14,534	22,599	10,201	9,828	6,437	4,705	4,134	4,958	70,982
Coef. variación	0,909	0,905	0,760	0,912	0,753	0,822	0,469	0,557	0,596	0,680	0,667	0,832	0,402

1980/2005
(hm³)

Serie para asignación y reserva

	Oct	Nov	Dic	Ene	Feb	Mar	Abr	May	Jun	Jul	Ago	Sep	Total
Máximo	17,220	38,300	48,190	80,720	42,560	88,550	41,350	34,290	23,760	11,140	11,690	11,320	321,860
Mínimo	0,650	1,750	1,910	1,060	0,930	3,220	3,910	5,550	1,720	0,800	1,790	0,350	57,390
Media	5,473	12,333	20,227	22,079	14,731	18,558	19,181	14,438	7,906	5,497	5,217	4,021	149,661

Percentil 1%	0,675	1,805	2,258	1,445	1,288	3,275	3,918	5,558	2,400	1,228	1,828	0,360	57,535
Percentil 5%	1,046	2,023	3,458	2,703	2,778	3,623	4,610	5,670	4,445	2,540	1,983	0,460	61,495
Percentil 10%	1,960	2,545	5,085	4,460	4,805	4,795	7,275	6,180	4,570	3,045	2,260	0,820	77,655
Percentil 25%	3,105	5,013	9,198	9,080	8,013	9,398	10,180	8,805	5,010	3,868	3,768	2,335	110,725
Percentil 50%	3,965	10,220	15,030	16,885	11,545	14,935	19,040	12,094	7,045	5,215	4,920	3,665	140,680
Desviación típica	3,988	9,750	14,255	18,835	10,555	17,393	10,272	7,865	4,263	2,451	2,467	2,574	63,000
Coef. variación	0,729	0,791	0,705	0,853	0,716	0,937	0,536	0,545	0,539	0,446	0,473	0,640	0,421



2302. Embalse de San Lorenzo

(hm ²)	Oct	Nov	Dic	Ene	Feb	Mar	Abr	May	Jun	Jul	Ago	Sep	Total
1940/41	1,961	1,312	1,057	1,243	4,424	2,506	2,325	4,388	1,129	0,750	0,145	0,467	21,707
1941/42	0,139	0,975	0,432	1,095	0,122	1,733	3,472	0,690	1,407	0,108	0,789	0,535	11,497
1942/43	0,602	0,673	1,672	1,178	2,231	0,273	1,488	0,958	0,108	0,344	0,061	0,735	10,323
1943/44	0,285	1,041	1,511	0,374	0,743	0,990	2,058	1,191	0,499	0,176	0,234	0,499	9,601
1944/45	1,273	0,844	2,042	0,170	1,366	1,174	1,035	0,723	0,660	0,094	1,289	0,034	10,705
1945/46	0,676	0,802	3,055	0,295	0,631	1,230	3,221	3,861	0,215	0,018	0,140	0,083	14,225
1946/47	0,237	0,440	2,665	0,881	3,642	3,739	1,265	2,240	0,404	0,063	0,222	0,804	16,600
1947/48	0,303	0,459	2,273	4,806	0,810	0,738	0,988	0,973	0,085	0,109	0,113	0,108	11,765
1948/49	0,603	0,330	0,590	0,363	0,489	2,939	1,784	2,473	0,869	0,027	0,507	1,296	12,270
1949/50	0,258	1,074	1,502	0,981	2,309	0,685	1,990	2,794	0,169	0,174	0,225	0,249	12,410
1950/51	0,900	0,980	4,066	2,256	4,239	3,368	1,577	3,450	1,635	0,295	0,835	0,385	23,988
1951/52	1,875	2,753	1,732	1,231	1,043	2,548	2,629	0,774	0,361	1,351	0,539	0,392	17,228
1952/53	0,569	1,255	1,863	0,824	1,135	0,355	1,202	0,072	1,719	0,011	0,063	0,171	9,238
1953/54	3,285	0,533	1,584	1,133	2,044	1,869	1,362	3,230	0,759	0,301	0,463	0,270	16,832
1954/55	0,644	1,498	1,028	2,745	3,709	1,099	1,401	0,464	1,207	0,757	0,060	0,470	15,082
1955/56	1,834	0,784	3,553	2,696	0,000	2,868	2,845	3,255	0,280	0,086	0,813	0,340	19,352
1956/57	0,856	2,070	0,740	0,693	2,200	0,720	1,559	2,822	1,674	0,015	0,008	0,258	13,615
1957/58	0,519	1,020	1,153	1,641	2,375	1,598	1,057	0,495	0,881	0,119	0,444	0,136	11,438
1958/59	0,447	1,326	4,477	1,483	0,081	1,497	1,154	1,885	0,740	0,362	0,200	1,350	15,003
1959/60	1,865	1,514	3,805	2,305	2,742	1,634	0,308	0,310	0,279	0,026	0,011	0,481	15,278
1960/61	3,172	1,481	3,499	1,537	0,374	0,394	1,602	2,074	0,251	0,082	0,314	0,820	15,600
1961/62	1,524	3,873	2,136	3,415	2,620	2,827	2,019	1,385	0,625	0,049	0,048	0,235	20,757
1962/63	0,928	1,244	1,522	1,509	0,698	3,036	1,584	0,656	1,108	0,157	0,120	1,154	13,717
1963/64	0,507	2,594	1,179	0,395	3,861	2,089	1,096	0,568	0,273	0,316	0,109	0,184	13,170
1964/65	0,792	0,662	1,580	1,318	0,258	2,120	1,500	0,404	0,121	0,053	0,172	1,282	10,261
1965/66	1,350	2,456	3,282	2,049	4,043	0,563	2,385	0,934	0,657	0,171	0,064	0,091	18,046
1966/67	2,661	2,748	1,337	1,327	1,541	1,910	1,852	1,914	0,639	0,139	0,157	0,126	16,353
1967/68	1,140	4,094	2,506	1,225	3,299	1,892	1,599	2,641	0,290	0,029	0,218	0,118	19,050
1968/69	0,135	0,967	2,677	1,121	1,273	3,352	3,269	1,896	0,795	0,394	0,042	1,209	17,127
1969/70	0,406	1,216	2,556	4,401	1,441	0,709	0,793	0,721	1,030	0,013	0,396	0,100	13,783
1970/71	0,592	1,517	0,948	1,093	1,279	1,320	3,127	3,535	1,075	0,631	0,034	0,091	15,243
1971/72	0,655	2,317	2,350	1,094	4,637	2,446	1,457	1,977	0,827	0,228	0,920	1,612	20,519
1972/73	0,985	1,575	1,668	1,707	1,904	0,869	0,764	1,029	2,520	0,378	0,656	0,318	14,374
1973/74	0,841	0,883	4,037	2,119	3,159	3,649	1,738	0,919	1,056	0,170	0,945	0,258	19,774
1974/75	2,084	2,114	0,559	1,357	0,843	2,028	3,119	2,567	0,857	0,013	0,552	0,950	17,042
1975/76	0,274	2,686	1,497	0,856	1,499	0,594	3,323	0,632	0,569	0,781	0,587	0,575	13,873
1976/77	0,884	1,230	2,934	2,355	2,914	0,874	1,569	3,630	2,134	1,229	0,357	0,011	20,121
1977/78	1,226	0,691	2,355	1,844	3,742	2,393	3,136	2,941	1,602	0,022	0,133	0,086	20,171
1978/79	1,153	0,555	4,993	4,654	5,001	3,420	2,386	1,398	0,351	0,386	0,226	1,012	25,535
1979/80	3,297	2,584	1,851	2,199	1,441	1,962	1,174	3,069	0,605	0,144	0,302	0,083	18,711
1980/81	0,454	2,202	2,293	2,092	0,823	1,566	3,408	0,942	0,547	0,367	0,045	0,732	15,471
1981/82	0,659	0,197	4,805	2,142	0,886	0,590	0,270	1,209	0,317	0,072	0,085	0,286	11,519
1982/83	1,878	1,673	2,772	0,248	0,504	0,619	2,063	1,254	0,234	0,291	3,250	0,075	14,862
1983/84	0,107	0,474	3,043	1,470	1,883	1,660	2,235	5,139	1,362	0,072	0,079	0,186	17,710
1984/85	1,582	4,596	1,444	0,277	3,482	2,411	2,472	2,778	0,446	0,251	0,013	0,015	19,767
1985/86	0,107	1,454	1,146	1,546	1,323	1,798	2,205	1,191	0,197	0,032	0,032	0,679	11,710
1986/87	0,851	0,618	1,959	1,288	3,051	1,798	1,527	0,778	0,677	0,769	0,025	0,214	13,555
1987/88	2,039	1,415	0,981	2,299	1,939	1,185	4,989	2,860	2,299	0,440	0,070	0,241	20,755
1988/89	0,559	0,412	0,610	0,303	0,710	0,621	2,154	2,330	0,226	0,667	0,072	0,042	8,704
1989/90	0,005	0,913	3,056	1,193	0,039	0,310	2,737	1,623	0,874	0,001	0,051	0,277	11,080
1990/91	1,168	1,386	0,932	1,113	1,429	3,797	3,298	2,816	0,247	0,021	0,002	0,738	16,947
1991/92	1,183	1,973	0,174	0,157	0,235	2,481	1,747	1,302	2,830	0,179	0,517	0,158	12,936
1992/93	3,388	0,261	1,873	0,002	0,827	1,499	1,297	2,595	1,173	0,073	0,276	0,630	13,895
1993/94	2,444	0,743	0,894	1,778	1,616	0,558	0,927	1,165	0,372	0,012	0,019	0,397	10,926
1994/95	1,262	1,431	1,603	2,533	1,821	0,490	0,670	0,550	0,118	0,391	0,087	0,501	11,456
1995/96	0,016	1,769	4,559	2,397	1,808	1,999	1,669	1,685	0,422	0,636	0,246	0,219	17,426
1996/97	0,695	1,657	5,117	2,528	0,187	0,068	0,437	2,194	0,734	1,281	1,612	0,148	16,658
1997/98	0,422	3,087	3,672	0,616	0,580	0,791	2,086	1,910	0,454	0,159	0,048	0,447	14,272
1998/99	1,019	1,122	0,857	1,726	1,762	1,180	1,166	1,203	0,254	0,741	0,039	1,145	12,213
1999/00	1,709	2,215	2,148	0,397	0,541	0,843	2,823	0,551	0,277	0,112	0,015	0,199	11,829
2000/01	0,735	2,230	2,170	4,527	1,691	4,040	0,278	0,176	0,007	0,269	0,168	0,067	16,358
2001/02	0,693	1,355	0,116	0,998	1,178	1,067	1,161	3,639	0,886	0,184	1,331	0,062	12,668
2002/03	2,005	2,454	2,596	3,214	1,320	1,256	1,664	4,338	0,348	0,043	0,191	0,421	19,850
2003/04	2,576	1,989	1,619	2,601	1,935	1,110	1,829	3,077	0,623	0,041	0,082	0,420	17,902
2004/05	1,481	1,631	1,559	1,367	0,133	1,636	1,593	0,833	0,274	0,001	0,128	0,326	10,962
2005/06	1,750	3,386	2,602	0,937	1,650	2,268	1,760	0,033	0,664	0,319	0,086	0,747	16,201

2302. Embalse de San Lorenzo

1940/2005
(hm³)

Serie completa

	Oct	Nov	Dic	Ene	Feb	Mar	Abr	May	Jun	Jul	Ago	Sep	Total
Máximo	3,388	4,596	5,117	4,806	5,001	4,040	4,989	5,139	2,830	1,351	3,250	1,612	25,535
Mínimo	0,005	0,197	0,116	0,002	0,000	0,068	0,270	0,033	0,007	0,001	0,002	0,011	8,704
Media	1,129	1,543	2,134	1,602	1,750	1,661	1,859	1,820	0,747	0,273	0,335	0,436	15,288

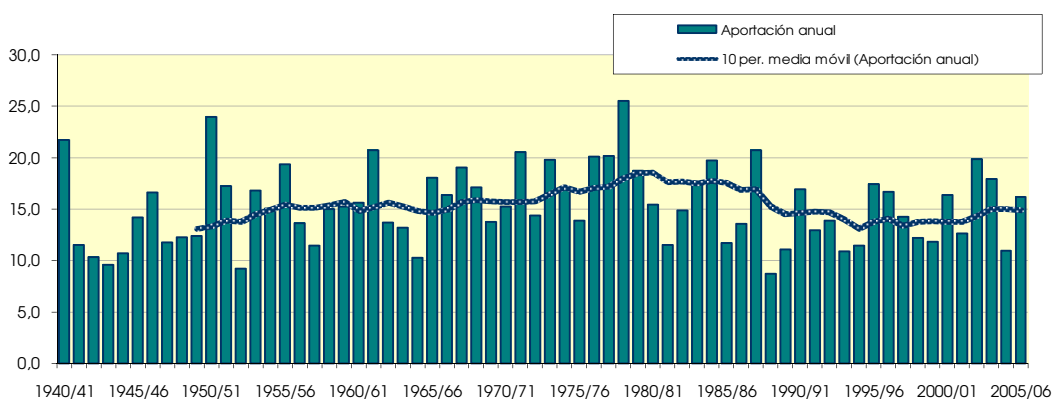
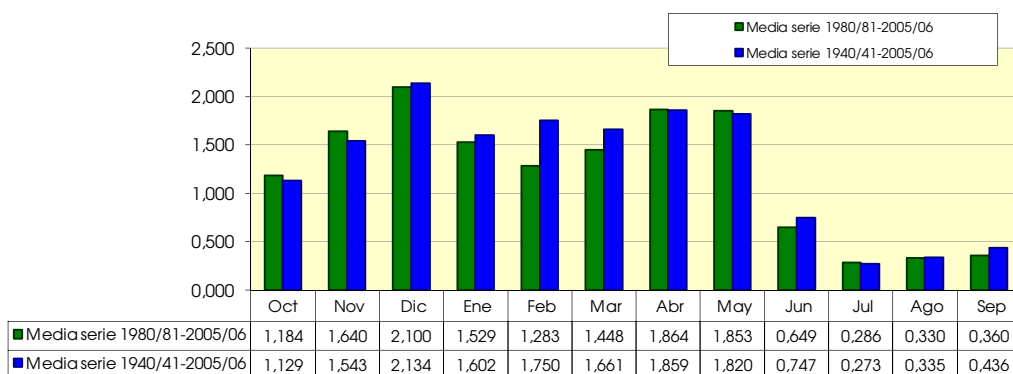
Percentil 1%	0,012	0,239	0,153	0,103	0,026	0,201	0,275	0,058	0,057	0,001	0,006	0,013	9,051
Percentil 5%	0,114	0,419	0,567	0,255	0,125	0,365	0,495	0,333	0,119	0,012	0,014	0,047	10,277
Percentil 10%	0,248	0,503	0,799	0,333	0,247	0,561	0,860	0,522	0,206	0,016	0,029	0,079	10,944
Percentil 25%	0,529	0,854	1,218	0,948	0,759	0,804	1,218	0,791	0,279	0,050	0,061	0,139	12,227
Percentil 50%	0,870	1,370	1,868	1,342	1,470	1,582	1,667	1,510	0,624	0,164	0,151	0,302	15,042
Desviación típica	0,858	0,949	1,214	1,096	1,283	1,005	0,912	1,211	0,609	0,314	0,503	0,386	3,726
Coef. variación	0,760	0,615	0,569	0,684	0,733	0,605	0,490	0,665	0,815	1,152	1,503	0,886	0,244

1980/2005
(hm³)

Serie para asignación y reserva

	Oct	Nov	Dic	Ene	Feb	Mar	Abr	May	Jun	Jul	Ago	Sep	Total
Máximo	3,388	4,596	5,117	4,527	3,482	4,040	4,989	5,139	2,830	1,281	3,250	1,145	20,755
Mínimo	0,005	0,197	0,116	0,002	0,039	0,068	0,270	0,033	0,007	0,001	0,002	0,015	8,704
Media	1,184	1,640	2,100	1,529	1,283	1,448	1,864	1,853	0,649	0,286	0,330	0,360	14,524

Percentil 1%	0,008	0,213	0,130	0,041	0,063	0,128	0,272	0,069	0,035	0,001	0,005	0,022	9,260
Percentil 5%	0,038	0,299	0,283	0,180	0,147	0,355	0,318	0,269	0,138	0,004	0,014	0,047	10,935
Percentil 10%	0,107	0,443	0,733	0,263	0,211	0,524	0,554	0,550	0,212	0,017	0,017	0,064	11,021
Percentil 25%	0,584	0,965	1,022	0,696	0,612	0,663	1,199	0,997	0,259	0,050	0,041	0,165	11,740
Percentil 50%	1,093	1,543	1,916	1,419	1,321	1,221	1,754	1,463	0,434	0,182	0,081	0,282	14,083
Desviación típica	0,867	1,011	1,348	1,080	0,852	0,976	1,052	1,271	0,652	0,312	0,711	0,279	3,225
Coef. variación	0,732	0,616	0,642	0,707	0,664	0,674	0,564	0,686	1,006	1,093	2,158	0,774	0,222



2303. Embalse de Castroviejo

(hm ³)	Oct	Nov	Dic	Ene	Feb	Mar	Abr	May	Jun	Jul	Ago	Sep	Total
1940/41	0.966	0.377	0.846	1,122	1,747	0.826	0.929	1,896	0.639	0.309	0.301	0,197	10,154
1941/42	0.082	0.513	0.448	1,296	0.365	0.427	1,690	0.207	0.510	0,049	0,344	0,098	6,028
1942/43	0.260	0.293	0.676	0,483	0,890	0,143	0,391	0,436	0,103	0,098	0,109	0,189	4,071
1943/44	0.048	0.462	1,044	0,161	0,642	0,283	0,466	0,626	0,301	0,037	0,029	0,104	4,203
1944/45	0.458	0.352	0.846	0,535	0,561	0,616	0,582	0,409	0,208	0,042	0,661	0,022	5,293
1945/46	0.160	0.282	0.592	0,122	0,166	0,326	1,694	1,854	0,153	0,054	0,066	0,027	5,495
1946/47	0.048	0.089	1,179	0,546	1,585	0,587	0,244	0,899	0,134	0,046	0,044	0,340	5,741
1947/48	0.133	0.172	0.789	2,117	0,324	0,432	0,407	0,299	0,090	0,090	0,051	0,035	4,940
1948/49	0.170	0.172	0,108	0,150	0,180	1,020	0,638	0,792	0,473	0,040	0,198	0,544	4,486
1949/50	0.156	0.399	0,468	0,416	0,503	0,250	1,107	0,640	0,149	0,072	0,064	0,019	4,244
1950/51	0.283	0.236	1,583	0,854	0,974	0,902	0,562	0,700	0,598	0,095	0,124	0,170	7,082
1951/52	0.456	0.384	0,467	0,952	0,751	0,806	0,753	0,267	0,205	0,389	0,064	0,055	5,548
1952/53	0.409	0.622	0,737	0,686	0,510	0,096	0,623	0,056	0,663	0,030	0,030	0,095	4,555
1953/54	1.435	0.184	0,285	1,176	1,166	0,709	0,346	0,957	0,409	0,095	0,056	0,082	6,899
1954/55	0.106	0.454	0,181	0,999	1,167	0,297	0,521	0,382	0,470	0,147	0,098	0,067	4,889
1955/56	0.385	0.185	0,998	1,142	0,042	0,737	1,116	0,896	0,132	0,050	0,208	0,197	6,088
1956/57	0.138	0.686	0,220	0,115	0,416	0,347	0,577	0,928	0,828	0,053	0,032	0,050	4,390
1957/58	0.123	0.333	0,161	1,020	0,452	0,480	0,330	0,472	0,318	0,050	0,118	0,051	3,907
1958/59	0.109	0.381	1,394	0,761	0,127	0,732	0,483	0,818	0,318	0,103	0,053	0,640	5,920
1959/60	1.224	0.810	2,437	1,452	0,834	0,693	0,236	0,313	0,169	0,086	0,026	0,134	8,415
1960/61	1.243	0.555	2,142	0,955	0,164	0,139	0,733	0,930	0,144	0,039	0,060	0,224	7,328
1961/62	0.772	1.803	0,742	1,495	1,332	0,807	0,645	1,030	0,188	0,059	0,035	0,137	9,045
1962/63	0.171	0.428	0,338	0,566	0,421	0,814	0,408	0,254	0,966	0,086	0,082	0,155	4,688
1963/64	0.085	0.440	0,319	0,166	0,991	1,079	0,864	0,245	0,045	0,067	0,030	0,069	4,399
1964/65	0.252	0.297	0,484	1,119	0,447	0,678	0,644	0,203	0,051	0,023	0,023	0,181	4,402
1965/66	0.930	0.774	1,042	1,032	1,266	0,540	0,856	0,523	0,511	0,139	0,033	0,058	7,704
1966/67	0.784	1.198	0,489	0,572	0,232	0,403	0,476	0,409	0,158	0,077	0,030	0,047	4,875
1967/68	0.338	1.997	1,045	0,619	0,796	0,674	0,721	0,742	0,083	0,039	0,073	0,073	7,201
1968/69	0.033	0.202	0,262	0,208	0,070	0,860	1,623	0,458	0,250	0,147	0,033	0,418	4,565
1969/70	0.085	0.099	1,203	1,489	0,511	0,207	0,284	0,217	0,303	0,028	0,064	0,025	4,513
1970/71	0.080	0.183	0,243	0,537	0,142	0,401	0,971	1,878	0,265	0,119	0,044	0,034	4,895
1971/72	0.036	0.468	0,719	0,600	1,320	0,678	0,308	0,472	0,330	0,050	0,325	0,735	6,041
1972/73	0.362	0.534	0,470	0,262	0,633	0,136	0,107	0,198	0,890	0,183	0,059	0,062	3,895
1973/74	0.039	0.075	0,955	0,255	1,088	2,095	0,687	0,104	0,152	0,100	0,312	0,104	5,966
1974/75	0.812	0.593	0,049	0,471	0,171	0,871	2,389	1,757	0,252	0,046	0,152	0,238	7,801
1975/76	0.038	0.764	0,814	0,652	0,448	0,198	1,331	0,324	0,189	0,181	0,148	0,160	5,247
1976/77	0.108	0.078	1,347	1,138	0,219	0,154	0,421	1,164	1,487	0,794	0,088	0,043	7,038
1977/78	0.172	0.072	0,460	1,330	0,866	0,981	2,010	1,581	0,755	0,067	0,127	0,065	8,487
1978/79	0.144	0.153	0,155	1,874	1,328	0,817	1,098	0,696	0,151	0,135	0,044	0,146	6,742
1979/80	0.885	0.961	0,580	0,304	0,931	1,149	0,402	0,995	0,302	0,166	0,114	0,059	6,849
1980/81	0.429	0.882	0,827	0,705	0,682	0,438	2,130	0,206	0,199	0,071	0,028	0,060	6,659
1981/82	0.065	0.016	0,871	0,557	0,831	0,257	0,037	0,222	0,055	0,033	0,025	0,019	2,987
1982/83	0.782	0.911	1,616	0,107	0,443	0,658	0,333	0,234	0,161	0,184	1,517	0,056	6,999
1983/84	0.066	0.343	1,046	1,359	0,928	0,397	0,309	1,830	0,383	0,053	0,041	0,070	6,824
1984/85	0.302	1.940	0,430	0,145	0,562	1,141	0,395	1,043	0,111	0,089	0,031	0,024	6,214
1985/86	0.021	0.369	0,247	0,586	0,787	0,609	0,657	0,259	0,042	0,024	0,019	0,072	3,690
1986/87	0.175	0.015	0,647	0,327	1,824	0,785	0,475	0,097	0,303	0,200	0,025	0,022	4,895
1987/88	0.622	0.400	0,432	0,652	0,276	0,340	2,621	0,728	0,966	0,115	0,057	0,041	7,249
1988/89	0.061	0.035	0,027	0,016	0,059	0,027	0,894	0,602	0,045	0,217	0,026	0,017	2,026
1989/90	0.014	0.167	0,301	0,310	0,028	0,027	0,466	0,448	0,214	0,033	0,041	0,029	2,078
1990/91	0.124	0.171	0,241	0,588	0,722	0,714	1,249	0,562	0,096	0,055	0,034	0,171	4,728
1991/92	0.222	0.376	0,153	0,026	0,022	0,719	0,259	0,824	1,753	0,107	0,090	0,087	4,638
1992/93	2.439	0.350	0,373	0,041	0,498	0,456	1,052	1,049	0,680	0,058	0,104	0,247	7,347
1993/94	0.366	0.227	0,964	0,404	0,307	0,257	0,503	0,342	0,149	0,036	0,019	0,267	3,842
1994/95	0.766	0.737	0,832	0,990	0,776	0,486	0,295	0,350	0,033	0,051	0,028	0,113	5,455
1995/96	0.099	0.228	1,528	0,745	1,299	0,600	0,333	0,181	0,111	0,208	0,054	0,097	5,483
1996/97	0.036	0.488	2,320	1,054	0,068	0,046	0,165	0,816	0,350	0,285	0,469	0,058	6,155
1997/98	0.044	1.191	1,305	0,121	0,199	0,235	0,386	0,385	0,160	0,045	0,027	0,063	4,160
1998/99	0.195	0.244	0,088	0,932	1,122	0,215	0,207	0,258	0,054	0,394	0,027	0,179	3,916
1999/00	0.075	0.693	0,817	0,115	0,055	0,196	0,316	0,185	0,089	0,043	0,022	0,022	2,629
2000/01	0.131	0.472	0,147	1,451	0,081	0,701	0,090	0,090	0,038	0,070	0,028	0,019	3,317
2001/02	0.066	0.254	0,016	0,277	0,151	0,135	0,328	1,025	0,272	0,066	0,323	0,029	2,943
2002/03	0.632	0.465	1,235	2,210	0,599	0,351	0,245	2,106	0,131	0,047	0,062	0,207	8,291
2003/04	0.838	0.435	0,388	1,925	0,683	0,579	1,144	0,987	0,106	0,061	0,106	0,425	7,676
2004/05	0.299	0.524	0,911	0,433	0,353	0,434	0,605	0,439	0,055	0,025	0,047	0,019	4,142
2005/06	0.860	2.039	0,841	0,476	0,602	0,575	0,837	0,075	0,561	0,116	0,029	0,149	7,160

2303. Embalse de Castroviejo

1940/2005
(hm³)

Serie completa

	Oct	Nov	Dic	Ene	Feb	Mar	Abr	May	Jun	Jul	Ago	Sep	Total
Máximo	2,439	2,039	2,437	2,210	1,824	2,095	2,621	2,106	1,753	0,794	1,517	0,735	10,154
Mínimo	0,014	0,015	0,016	0,016	0,022	0,027	0,037	0,056	0,033	0,023	0,019	0,017	2,026
Media	0,367	0,500	0,726	0,732	0,617	0,542	0,712	0,657	0,325	0,109	0,119	0,132	5,538

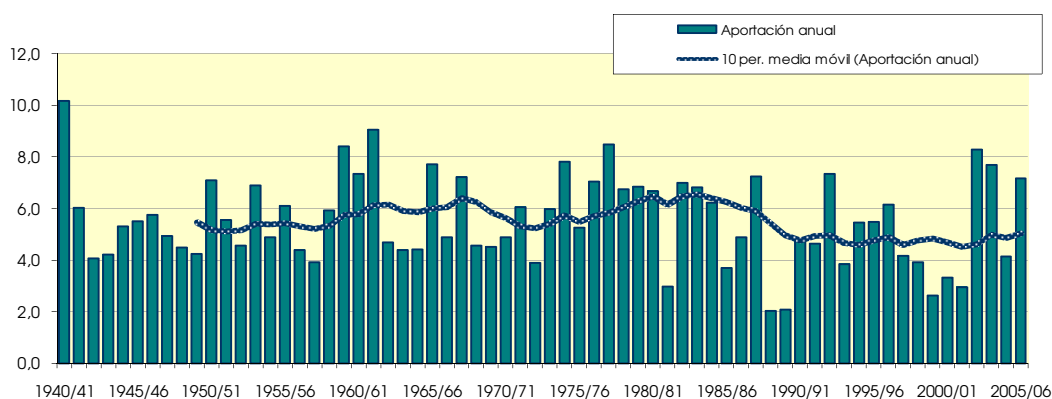
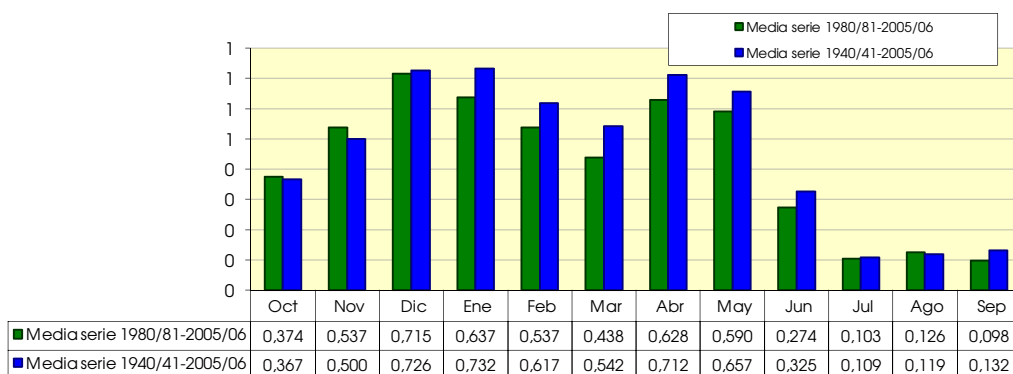
Percentil 1%	0,018	0,016	0,023	0,022	0,026	0,027	0,071	0,068	0,036	0,024	0,019	0,018	2,060
Percentil 5%	0,036	0,073	0,093	0,109	0,056	0,106	0,176	0,099	0,045	0,028	0,024	0,019	2,954
Percentil 10%	0,041	0,094	0,154	0,122	0,076	0,141	0,245	0,192	0,054	0,035	0,026	0,022	3,766
Percentil 25%	0,082	0,208	0,306	0,305	0,222	0,264	0,333	0,258	0,116	0,047	0,030	0,044	4,392
Percentil 50%	0,172	0,383	0,662	0,594	0,536	0,513	0,541	0,472	0,202	0,068	0,055	0,073	5,374
Desviación típica	0,433	0,455	0,539	0,533	0,450	0,349	0,553	0,510	0,332	0,118	0,210	0,145	1,715
Coef. variación	1,179	0,909	0,742	0,728	0,729	0,643	0,776	0,776	1,022	1,083	1,773	1,100	0,310

1980/2005
(hm³)

Serie para asignación y reserva

	Oct	Nov	Dic	Ene	Feb	Mar	Abr	May	Jun	Jul	Ago	Sep	Total
Máximo	2,439	2,039	2,320	2,210	1,824	1,141	2,621	2,106	1,753	0,394	1,517	0,425	8,291
Mínimo	0,014	0,015	0,016	0,016	0,022	0,027	0,037	0,075	0,033	0,024	0,019	0,017	2,026
Media	0,374	0,537	0,715	0,637	0,537	0,438	0,628	0,590	0,274	0,103	0,126	0,098	5,058

Percentil 1%	0,016	0,015	0,019	0,018	0,024	0,027	0,050	0,079	0,035	0,025	0,019	0,017	2,039
Percentil 5%	0,025	0,020	0,042	0,030	0,035	0,032	0,109	0,092	0,039	0,027	0,020	0,019	2,216
Percentil 10%	0,040	0,101	0,118	0,074	0,057	0,090	0,186	0,139	0,044	0,033	0,024	0,019	2,786
Percentil 25%	0,066	0,232	0,260	0,178	0,163	0,241	0,298	0,225	0,064	0,046	0,027	0,025	3,728
Percentil 50%	0,185	0,388	0,732	0,516	0,530	0,436	0,391	0,412	0,140	0,063	0,033	0,061	4,811
Desviación típica	0,507	0,513	0,564	0,578	0,441	0,268	0,608	0,516	0,375	0,092	0,301	0,099	1,860
Coef. variación	1,355	0,954	0,788	0,908	0,822	0,613	0,968	0,874	1,369	0,887	2,388	1,010	0,368



2304. Embalse de Sajazarra (río Aguanal, Sistema Tirón)

(hm ³)	Oct	Nov	Dic	Ene	Feb	Mar	Abr	May	Jun	Jul	Ago	Sep	Total
1940/41	0.009	0.005	0.006	0.007	0.038	0.014	0.048	0.530	0.258	0.022	0.012	0.011	0.960
1941/42	0.009	0.008	0.007	0.017	0.005	0.005	0.094	0.005	0.005	0.004	0.004	0.003	0.166
1942/43	0.003	0.003	0.003	0.002	0.002	0.002	0.002	0.002	0.002	0.002	0.002	0.002	0.025
1943/44	0.002	0.002	0.002	0.002	0.002	0.002	0.001	0.002	0.002	0.001	0.002	0.002	0.019
1944/45	0.002	0.001	0.001	0.050	0.002	0.002	0.002	0.002	0.001	0.001	0.001	0.001	0.067
1945/46	0.001	0.001	0.001	0.001	0.001	0.001	0.023	0.025	0.003	0.002	0.002	0.002	0.065
1946/47	0.002	0.002	0.004	0.002	0.004	0.010	0.002	0.002	0.002	0.002	0.002	0.002	0.034
1947/48	0.002	0.001	0.001	0.089	0.002	0.002	0.007	0.002	0.002	0.002	0.002	0.001	0.111
1948/49	0.001	0.001	0.001	0.001	0.001	0.002	0.001	0.001	0.001	0.001	0.001	0.052	0.068
1949/50	0.002	0.002	0.002	0.002	0.002	0.002	0.042	0.004	0.009	0.003	0.003	0.002	0.074
1950/51	0.002	0.002	0.002	0.004	0.005	0.180	0.033	0.055	0.072	0.010	0.009	0.007	0.381
1951/52	0.007	0.006	0.005	0.005	0.004	0.155	0.094	0.013	0.006	0.008	0.005	0.004	0.312
1952/53	0.009	0.004	0.004	0.065	0.438	0.005	0.104	0.005	0.038	0.005	0.004	0.004	0.682
1953/54	0.011	0.004	0.004	0.131	0.037	0.040	0.074	0.073	0.009	0.007	0.006	0.005	0.402
1954/55	0.005	0.004	0.004	0.006	0.009	0.005	0.005	0.004	0.004	0.004	0.003	0.003	0.056
1955/56	0.004	0.003	0.025	0.140	0.120	0.221	0.572	0.346	0.015	0.013	0.011	0.010	1.480
1956/57	0.008	0.014	0.007	0.006	0.005	0.005	0.004	0.005	0.016	0.006	0.006	0.005	0.086
1957/58	0.004	0.004	0.003	0.005	0.003	0.008	0.011	0.003	0.012	0.003	0.003	0.002	0.061
1958/59	0.002	0.002	0.004	0.003	0.002	0.010	0.002	0.035	0.003	0.003	0.003	0.010	0.080
1959/60	0.023	0.009	0.780	0.251	0.258	0.488	0.023	0.018	0.015	0.013	0.011	0.010	1.901
1960/61	0.047	0.026	0.674	0.553	0.038	0.014	0.292	0.091	0.013	0.012	0.010	0.009	1.779
1961/62	0.015	0.251	0.022	0.759	0.690	0.708	0.316	0.182	0.024	0.020	0.017	0.015	3.017
1962/63	0.013	0.011	0.009	0.013	0.007	0.056	0.007	0.005	0.022	0.005	0.004	0.004	0.156
1963/64	0.003	0.003	0.003	0.003	0.005	0.029	0.060	0.004	0.004	0.003	0.003	0.003	0.122
1964/65	0.002	0.002	0.002	0.021	0.004	0.072	0.052	0.003	0.003	0.003	0.002	0.002	0.170
1965/66	0.003	0.007	0.017	0.037	0.237	0.023	0.138	0.143	0.258	0.010	0.009	0.008	0.889
1966/67	0.026	0.181	0.014	0.058	0.010	0.028	0.015	0.016	0.005	0.004	0.004	0.003	0.364
1967/68	0.003	0.296	0.059	0.011	0.285	0.234	0.251	0.215	0.012	0.010	0.009	0.007	1.391
1968/69	0.006	0.006	0.005	0.004	0.004	0.006	0.403	0.032	0.007	0.006	0.005	0.006	0.489
1969/70	0.004	0.004	0.006	0.346	0.012	0.004	0.003	0.003	0.011	0.003	0.003	0.002	0.402
1970/71	0.002	0.002	0.002	0.012	0.002	0.036	0.349	0.874	0.201	0.034	0.010	0.009	1.533
1971/72	0.008	0.053	0.006	0.186	0.707	0.265	0.198	0.205	0.159	0.010	0.009	0.010	1.816
1972/73	0.007	0.006	0.015	0.051	0.215	0.015	0.072	0.142	0.038	0.009	0.007	0.005	0.581
1973/74	0.004	0.004	0.003	0.003	0.098	0.388	0.579	0.058	0.040	0.006	0.006	0.005	1.193
1974/75	0.011	0.007	0.004	0.006	0.003	0.081	0.640	0.303	0.068	0.008	0.007	0.006	1.143
1975/76	0.005	0.018	0.008	0.004	0.024	0.009	0.139	0.004	0.003	0.003	0.004	0.003	0.224
1976/77	0.002	0.002	0.039	0.015	0.009	0.021	0.034	0.326	0.423	0.116	0.007	0.006	1.001
1977/78	0.006	0.005	0.006	0.360	0.239	0.193	0.927	0.355	0.304	0.011	0.009	0.008	2.423
1978/79	0.007	0.006	0.005	0.358	0.177	0.373	0.132	0.123	0.011	0.006	0.006	0.005	1.209
1979/80	0.048	0.099	0.090	0.036	0.056	0.822	0.184	0.633	0.268	0.013	0.010	0.009	2.267
1980/81	0.008	0.008	0.040	0.065	0.077	0.030	0.638	0.015	0.008	0.007	0.006	0.005	0.909
1981/82	0.005	0.004	0.011	0.004	0.004	0.004	0.003	0.003	0.003	0.003	0.002	0.002	0.048
1982/83	0.002	0.009	0.133	0.003	0.074	0.138	0.139	0.007	0.004	0.004	0.202	0.005	0.720
1983/84	0.005	0.004	0.004	0.003	0.088	0.008	0.028	0.237	0.022	0.005	0.004	0.004	0.411
1984/85	0.003	0.185	0.004	0.101	0.008	0.243	0.147	0.176	0.008	0.019	0.005	0.005	0.905
1985/86	0.004	0.007	0.003	0.010	0.029	0.012	0.081	0.005	0.003	0.002	0.002	0.002	0.161
1986/87	0.002	0.002	0.002	0.028	0.050	0.040	0.067	0.003	0.002	0.002	0.002	0.002	0.202
1987/88	0.002	0.002	0.002	0.016	0.048	0.046	1.304	0.306	0.491	0.102	0.015	0.013	2.348
1988/89	0.011	0.009	0.008	0.007	0.006	0.005	0.059	0.025	0.004	0.006	0.003	0.003	0.146
1989/90	0.003	0.002	0.002	0.002	0.002	0.002	0.010	0.003	0.002	0.002	0.002	0.002	0.033
1990/91	0.001	0.001	0.009	0.015	0.066	0.094	0.702	0.059	0.006	0.005	0.005	0.005	0.969
1991/92	0.004	0.050	0.004	0.003	0.003	0.135	0.012	0.043	0.871	0.013	0.010	0.007	1.154
1992/93	0.502	0.007	0.041	0.006	0.127	0.073	0.211	0.240	0.195	0.006	0.005	0.005	1.417
1993/94	0.004	0.004	0.007	0.016	0.008	0.006	0.005	0.006	0.003	0.002	0.002	0.002	0.066
1994/95	0.004	0.008	0.081	0.320	0.382	0.131	0.035	0.032	0.005	0.004	0.004	0.003	1.010
1995/96	0.003	0.003	0.066	0.099	0.351	0.215	0.258	0.089	0.009	0.007	0.006	0.006	1.112
1996/97	0.005	0.009	0.454	0.671	0.018	0.009	0.008	0.175	0.076	0.024	0.061	0.006	1.518
1997/98	0.006	0.128	0.278	0.069	0.049	0.073	0.234	0.153	0.011	0.007	0.006	0.005	1.017
1998/99	0.004	0.004	0.003	0.010	0.061	0.006	0.012	0.019	0.004	0.004	0.003	0.003	0.134
1999/00	0.003	0.006	0.008	0.003	0.002	0.002	0.037	0.063	0.004	0.004	0.003	0.003	0.138
2000/01	0.003	0.018	0.003	0.411	0.006	0.473	0.013	0.007	0.006	0.005	0.004	0.004	0.952
2001/02	0.003	0.005	0.003	0.003	0.002	0.002	0.002	0.029	0.009	0.003	0.003	0.002	0.067
2002/03	0.002	0.002	0.006	0.338	0.112	0.019	0.020	0.148	0.008	0.007	0.006	0.005	0.674
2003/04	0.041	0.007	0.008	0.233	0.116	0.512	0.268	0.133	0.013	0.011	0.010	0.008	1.361
2004/05	0.007	0.006	0.006	0.007	0.066	0.007	0.070	0.045	0.004	0.003	0.003	0.003	0.228
2005/06	0.152	0.553	0.039	0.120	0.238	0.474	0.220	0.033	0.092	0.011	0.009	0.008	1.949

2304. Embalse de Sajazarra (río Aguanal, Sistema Tirón)

1940/2005

(hm³)

Serie completa

	Oct	Nov	Dic	Ene	Feb	Mar	Abr	May	Jun	Jul	Ago	Sep	Total
Máximo	0,502	0,553	0,780	0,759	0,707	0,822	1,304	0,874	0,871	0,116	0,202	0,052	3,017
Mínimo	0,001	0,001	0,001	0,001	0,001	0,001	0,001	0,001	0,001	0,001	0,001	0,001	0,019
Media	0,017	0,032	0,047	0,094	0,087	0,111	0,159	0,105	0,064	0,010	0,009	0,006	0,740

Percentil 1%	0,001	0,001	0,001	0,001	0,001	0,001	0,001	0,001	0,001	0,001	0,001	0,001	0,023
Percentil 5%	0,002	0,001	0,002	0,002	0,002	0,002	0,002	0,002	0,002	0,002	0,002	0,002	0,038
Percentil 10%	0,002	0,002	0,002	0,002	0,002	0,002	0,003	0,003	0,002	0,002	0,002	0,002	0,063
Percentil 25%	0,002	0,003	0,003	0,004	0,004	0,005	0,011	0,005	0,004	0,003	0,003	0,003	0,125
Percentil 50%	0,004	0,005	0,006	0,014	0,015	0,022	0,060	0,032	0,009	0,005	0,005	0,005	0,450
Desviación típica	0,064	0,087	0,139	0,165	0,149	0,179	0,246	0,163	0,144	0,019	0,025	0,007	0,726
Coef. variación	3,770	2,719	2,974	1,762	1,710	1,620	1,542	1,557	2,255	1,829	2,702	1,128	0,981

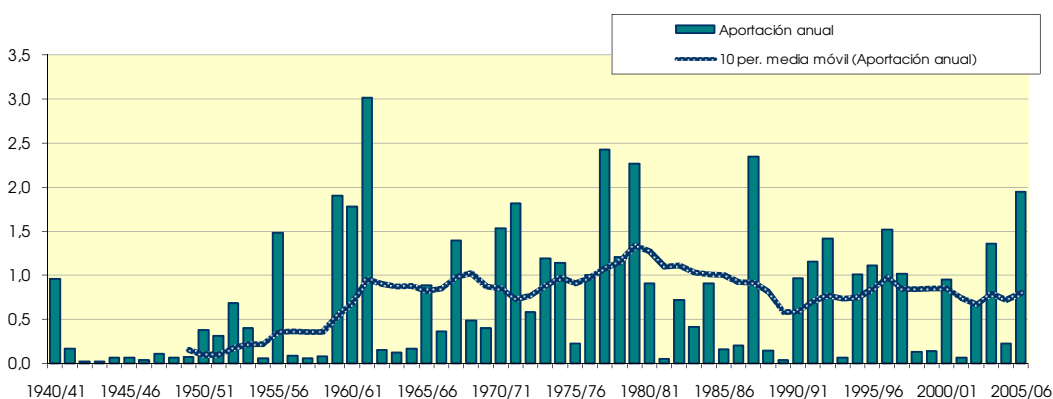
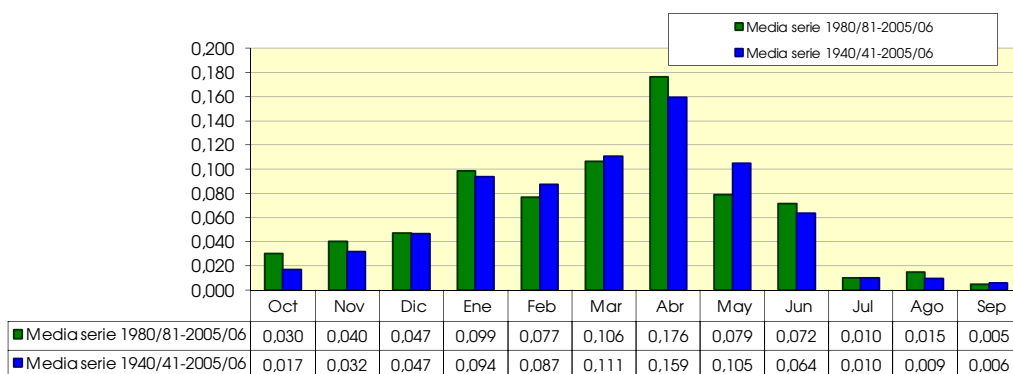
1980/2005

(hm³)

Serie para asignación y reserva

	Oct	Nov	Dic	Ene	Feb	Mar	Abr	May	Jun	Jul	Ago	Sep	Total
Máximo	0,502	0,553	0,454	0,671	0,382	0,512	1,304	0,306	0,871	0,102	0,202	0,013	2,348
Mínimo	0,001	0,001	0,002	0,002	0,002	0,002	0,002	0,003	0,002	0,002	0,002	0,002	0,033
Media	0,030	0,040	0,047	0,099	0,077	0,106	0,176	0,079	0,072	0,010	0,015	0,005	0,756

Percentil 1%	0,002	0,001	0,002	0,002	0,002	0,002	0,002	0,003	0,002	0,002	0,002	0,002	0,037
Percentil 5%	0,002	0,002	0,002	0,003	0,002	0,002	0,003	0,003	0,002	0,002	0,002	0,002	0,052
Percentil 10%	0,002	0,002	0,002	0,003	0,003	0,003	0,006	0,004	0,003	0,002	0,002	0,002	0,066
Percentil 25%	0,003	0,004	0,004	0,004	0,006	0,007	0,012	0,009	0,004	0,003	0,003	0,003	0,150
Percentil 50%	0,004	0,006	0,008	0,015	0,050	0,035	0,063	0,038	0,007	0,005	0,005	0,004	0,813
Desviación típica	0,101	0,113	0,102	0,165	0,101	0,155	0,293	0,088	0,192	0,019	0,040	0,003	0,635
Coef. variación	3,318	2,812	2,162	1,677	1,316	1,462	1,662	1,113	2,678	1,885	2,691	0,554	0,840



2305. Embalse de Controembalse Mansilla

1940/2005
(hm³)

Serie completa

	Oct	Nov	Dic	Ene	Feb	Mar	Abr	May	Jun	Jul	Ago	Sep	Total
Máximo	28,929	50,013	67,217	89,809	79,450	108,502	50,831	47,055	28,117	25,943	22,428	26,432	389,290
Mínimo	0,682	0,882	2,216	1,267	1,321	3,565	4,599	4,645	2,324	0,165	0,301	0,152	66,461
Media	6,774	14,547	20,605	24,788	21,001	29,559	23,686	19,480	11,553	7,186	6,489	6,412	192,080

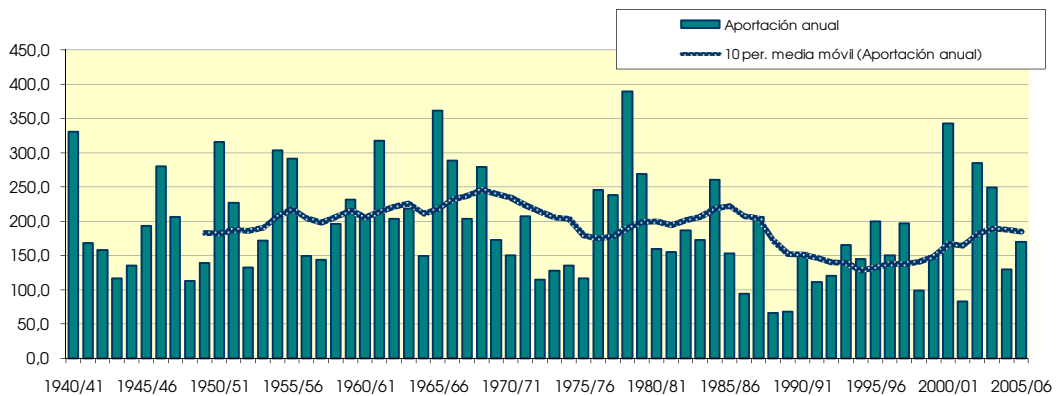
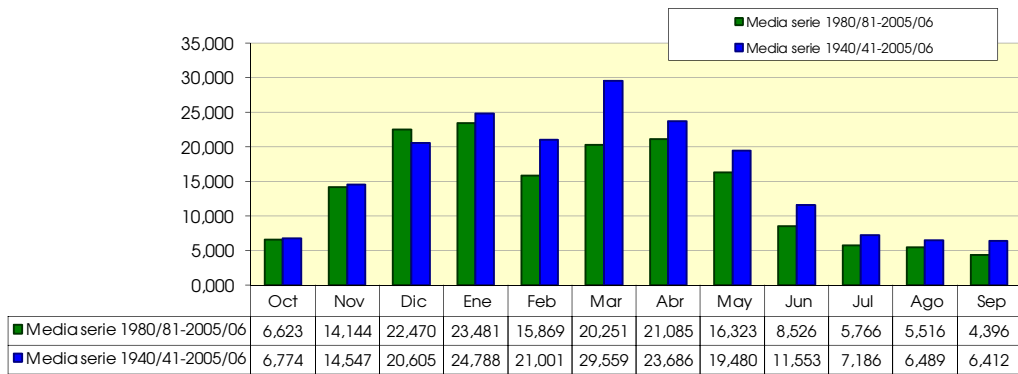
Percentil 1%	0,743	1,509	2,310	1,904	2,174	4,636	4,609	5,757	3,399	0,505	0,669	0,330	67,514
Percentil 5%	1,227	2,214	3,277	2,889	3,024	6,082	9,696	7,321	4,558	2,309	1,370	0,685	95,619
Percentil 10%	2,179	3,267	4,626	4,677	5,174	9,405	10,784	8,096	4,883	3,448	2,372	2,111	114,181
Percentil 25%	3,027	5,576	8,842	9,389	9,875	12,242	14,474	10,711	6,391	4,434	3,939	3,272	140,078
Percentil 50%	4,855	10,767	17,140	17,731	14,528	21,819	23,442	16,943	9,246	5,957	5,375	4,705	172,228
Desviación típica	5,883	12,488	15,524	22,445	15,781	23,708	10,769	10,547	6,804	4,829	4,212	5,150	74,386
Coef. variación	0,868	0,858	0,753	0,905	0,751	0,802	0,455	0,541	0,589	0,672	0,649	0,803	0,387

1980/2005
(hm³)

Serie para asignación y reserva

	Oct	Nov	Dic	Ene	Feb	Mar	Abr	May	Jun	Jul	Ago	Sep	Total
Máximo	20,117	43,032	55,694	86,173	47,085	93,796	44,360	36,000	25,322	11,425	11,794	11,618	342,788
Mínimo	0,682	2,197	2,361	1,267	1,321	3,565	4,599	6,355	2,324	0,843	1,840	0,426	66,461
Media	6,623	14,144	22,470	23,481	15,869	20,251	21,085	16,323	8,526	5,766	5,516	4,396	164,449

Percentil 1%	0,705	2,286	2,763	1,647	1,649	3,977	4,603	6,561	2,930	1,299	1,880	0,475	66,866
Percentil 5%	1,195	2,666	4,147	2,889	3,345	5,362	5,344	7,321	4,776	2,694	2,058	0,685	71,820
Percentil 10%	2,503	3,267	5,568	5,166	6,091	5,910	8,599	7,792	4,883	3,250	2,372	0,990	88,728
Percentil 25%	3,492	6,432	10,052	9,564	8,881	10,103	10,998	9,427	5,414	4,062	4,056	2,656	123,159
Percentil 50%	5,149	11,427	17,785	17,731	12,147	15,904	20,985	13,427	7,438	5,483	5,318	3,935	154,510
Desviación típica	4,682	10,817	15,713	19,910	11,144	18,354	11,004	8,474	4,615	2,463	2,560	2,615	66,079
Coef. variación	0,707	0,765	0,699	0,848	0,702	0,906	0,522	0,519	0,541	0,427	0,464	0,595	0,402



2306. Río Najerilla aguas abajo de río Neila

(hm ²)	Oct	Nov	Dic	Ene	Feb	Mar	Abr	May	Jun	Jul	Ago	Sep	Total
1940/41	6.068	9.930	2.960	3.990	28.142	40.811	18.909	22.375	14.159	9.154	4.718	6.411	167.626
1941/42	0.979	5.656	1.593	3.769	1.779	15.415	19.033	6.079	10.572	3.573	7.939	8.072	84.459
1942/43	3.776	2.918	9.078	22.668	7.182	5.116	9.862	4.176	2.557	6.230	2.299	3.580	79.443
1943/44	1.899	4.274	5.300	2.636	1.527	7.486	12.828	6.366	4.423	3.083	2.643	3.908	56.372
1944/45	2.843	3.914	6.801	1.531	12.061	10.230	6.428	4.090	6.210	2.765	8.046	1.419	66.339
1945/46	1.384	3.535	18.995	3.107	6.758	15.040	14.594	19.930	4.720	3.202	3.093	1.747	96.104
1946/47	0.886	3.500	3.615	5.614	24.567	57.637	12.621	12.693	6.550	3.899	4.624	6.085	142.291
1947/48	1.273	3.127	8.390	46.249	8.824	7.337	10.108	12.348	2.922	3.289	2.460	1.364	107.691
1948/49	1.251	0.879	5.553	1.823	2.401	5.178	4.962	5.080	7.672	3.567	2.104	14.378	54.849
1949/50	1.542	9.253	4.094	4.648	11.046	8.057	8.384	12.148	3.019	3.055	2.266	1.956	69.467
1950/51	1.247	7.698	9.870	23.776	19.185	37.687	12.540	16.397	14.895	8.236	4.338	2.989	158.859
1951/52	2.196	15.657	8.619	5.875	5.586	30.323	10.669	8.975	4.126	13.892	6.236	4.646	116.802
1952/53	2.507	10.610	12.388	2.770	4.648	5.009	10.203	2.943	14.094	2.533	2.032	1.503	71.239
1953/54	7.373	1.076	4.516	2.252	10.848	20.357	12.079	10.529	7.394	3.738	4.074	2.377	86.613
1954/55	2.733	11.789	2.428	53.452	16.436	44.208	9.912	4.289	12.446	8.855	4.962	2.608	174.118
1955/56	1.790	2.082	23.733	14.522	2.014	59.828	20.818	14.508	5.838	4.374	3.746	6.109	159.363
1956/57	1.249	2.852	1.912	1.257	17.273	11.826	5.983	11.230	14.750	3.134	2.718	1.975	76.160
1957/58	0.990	2.612	1.824	9.655	10.005	18.031	6.178	5.490	9.749	3.680	4.345	3.640	76.200
1958/59	1.684	1.699	21.471	9.742	2.781	20.115	10.327	8.146	4.777	4.335	2.639	9.299	97.015
1959/60	4.902	8.726	22.019	12.824	16.146	26.338	7.765	10.870	5.533	2.132	0.809	1.014	119.077
1960/61	13.733	28.015	10.565	20.698	12.304	6.025	5.565	4.561	3.999	2.762	0.573	0.801	109.600
1961/62	2.322	17.428	23.571	36.720	10.726	39.673	21.253	7.425	3.874	1.382	0.544	0.167	165.085
1962/63	0.242	0.777	4.665	21.746	7.948	29.912	22.485	9.630	5.878	2.843	1.868	0.919	108.913
1963/64	1.045	24.042	18.870	3.149	13.256	27.606	14.545	5.712	3.661	4.213	2.097	2.384	120.580
1964/65	2.645	1.894	3.135	10.865	9.690	23.799	9.803	5.936	2.807	2.735	3.158	6.436	82.904
1965/66	8.521	22.308	16.394	22.289	19.699	14.187	25.096	19.173	15.568	17.247	15.088	14.076	209.645
1966/67	12.644	24.748	16.456	12.891	10.133	18.120	13.079	17.835	7.834	5.370	6.582	6.446	152.138
1967/68	2.453	16.795	7.644	7.298	16.514	11.425	15.544	10.730	3.271	4.164	3.349	2.246	101.434
1968/69	1.547	2.162	8.171	11.668	7.084	36.116	23.748	24.777	9.973	9.310	7.515	6.357	148.429
1969/70	0.644	3.350	5.327	36.660	8.668	5.549	5.661	7.560	2.111	0.073	6.946	6.291	88.840
1970/71	1.415	1.779	1.292	7.475	4.155	6.184	13.525	16.563	11.753	6.270	3.048	2.545	76.005
1971/72	2.025	1.323	4.535	5.486	24.278	16.126	14.100	15.630	8.142	3.530	1.986	2.739	99.901
1972/73	1.578	7.548	9.409	6.520	3.502	3.961	6.036	11.002	6.055	0.179	0.000	0.000	55.789
1973/74	0.000	0.004	1.925	13.976	6.084	7.358	6.405	6.452	7.122	5.496	1.532	2.084	58.438
1974/75	1.050	4.787	2.681	5.498	5.365	7.035	14.685	5.996	7.513	4.066	2.373	2.586	63.637
1975/76	2.926	4.381	5.959	3.864	7.152	6.622	8.093	7.732	2.856	2.997	2.182	2.207	56.972
1976/77	5.578	9.667	13.823	13.653	23.400	11.495	8.874	9.764	10.174	5.800	5.110	4.636	121.974
1977/78	5.083	3.254	8.995	13.636	22.958	14.777	10.358	14.986	6.290	4.853	5.755	4.743	115.687
1978/79	2.663	1.543	30.675	44.495	37.357	18.761	13.179	9.997	6.299	6.649	11.464	7.868	190.951
1979/80	8.162	11.624	9.789	16.958	12.036	14.809	13.397	19.251	10.365	8.183	6.660	5.907	137.142
1980/81	5.257	6.066	9.308	8.756	7.131	10.567	9.828	10.293	4.545	3.318	3.850	3.028	81.947
1981/82	2.295	2.215	25.249	14.392	6.260	5.525	5.582	3.564	2.825	3.761	2.817	2.479	76.964
1982/83	3.282	11.937	19.288	6.001	7.006	4.755	11.019	17.874	4.211	2.522	3.320	2.267	93.482
1983/84	1.572	1.774	7.511	10.211	7.325	13.365	15.775	11.314	13.975	1.780	1.355	0.634	86.589
1984/85	1.612	20.675	11.738	18.620	23.813	11.360	22.419	7.007	6.713	3.995	5.314	4.704	137.971
1985/86	2.163	2.733	6.472	8.053	14.474	11.473	10.320	12.291	2.746	2.395	2.759	1.441	77.320
1986/87	1.029	1.158	1.972	5.237	6.401	5.383	16.083	3.229	2.685	2.668	1.231	0.412	47.489
1987/88	2.087	3.324	9.117	14.567	15.107	6.500	19.643	8.144	7.968	7.039	4.493	4.063	102.051
1988/89	2.141	0.998	1.025	0.612	2.048	4.839	8.204	4.742	3.296	2.629	1.450	0.258	32.242
1989/90	0.411	1.263	8.021	4.049	5.027	1.667	4.391	2.772	1.069	0.551	1.224	0.194	30.640
1990/91	2.200	3.515	6.185	8.967	4.207	15.286	13.314	7.957	4.300	2.542	2.721	1.413	72.607
1991/92	2.107	11.493	4.034	1.932	1.370	1.678	13.057	3.354	5.130	1.626	2.180	1.983	49.945
1992/93	5.558	6.027	11.282	1.485	0.472	3.822	3.915	15.283	4.582	2.605	2.694	0.879	58.603
1993/94	9.214	5.045	4.705	21.153	10.772	8.797	3.287	10.282	4.291	3.747	1.672	1.900	84.865
1994/95	1.853	5.289	5.070	22.387	14.733	9.802	1.964	5.756	3.074	2.323	1.957	0.762	74.969
1995/96	0.500	6.041	22.695	21.753	7.599	14.210	7.528	6.951	3.928	4.067	3.231	3.029	101.533
1996/97	1.052	8.678	16.330	17.675	6.059	2.905	2.115	3.055	6.459	3.221	2.672	2.547	72.767
1997/98	1.670	14.764	20.470	10.329	4.287	3.028	16.012	9.681	7.293	4.294	4.771	3.951	100.551
1998/99	2.062	2.638	3.356	5.525	5.186	6.448	6.765	5.879	2.774	2.025	3.637	1.964	48.257
1999/00	7.264	5.432	19.243	6.367	4.325	2.291	15.541	6.318	3.449	2.918	3.142	1.298	77.588
2000/01	1.640	17.965	20.913	44.447	21.018	46.152	8.712	4.743	4.133	4.078	2.889	1.830	178.520
2001/02	2.916	2.405	2.697	2.649	2.932	6.743	4.849	2.650	3.986	2.912	1.764	2.362	38.865
2002/03	4.252	10.476	23.657	31.148	14.578	17.138	10.797	10.914	5.642	7.018	6.356	3.491	145.466
2003/04	5.387	10.991	15.038	20.410	9.984	12.456	14.641	12.014	6.538	6.809	7.551	5.821	127.640
2004/05	5.962	5.030	4.814	4.239	4.828	8.819	8.040	5.289	4.524	5.888	4.856	3.152	65.441
2005/06	3.530	5.828	6.968	5.930	4.022	24.296	12.107	6.178	3.536	4.068	3.829	3.381	83.671

2306. Río Najerilla aguas abajo de río Neila

1940/2005
(hm³)

Serie completa

	Oct	Nov	Dic	Ene	Feb	Mar	Abr	May	Jun	Jul	Ago	Sep	Total
Máximo	13,733	28,015	30,675	53,452	37,357	59,828	25,096	24,777	15,568	17,247	15,088	14,378	209,645
Mínimo	0,000	0,004	1,025	0,612	0,472	1,667	1,964	2,650	1,069	0,073	0,000	0,000	30,640
Media	3,089	7,166	10,094	13,100	10,341	15,528	11,448	9,499	6,297	4,328	3,752	3,421	98,063

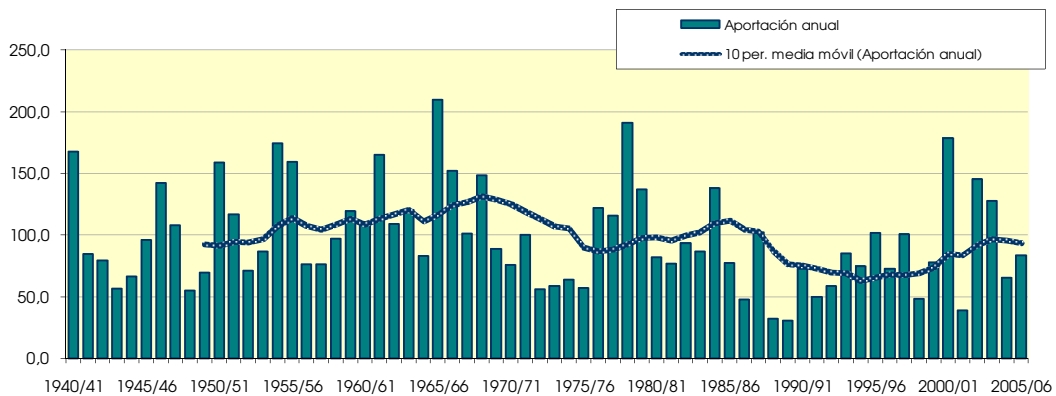
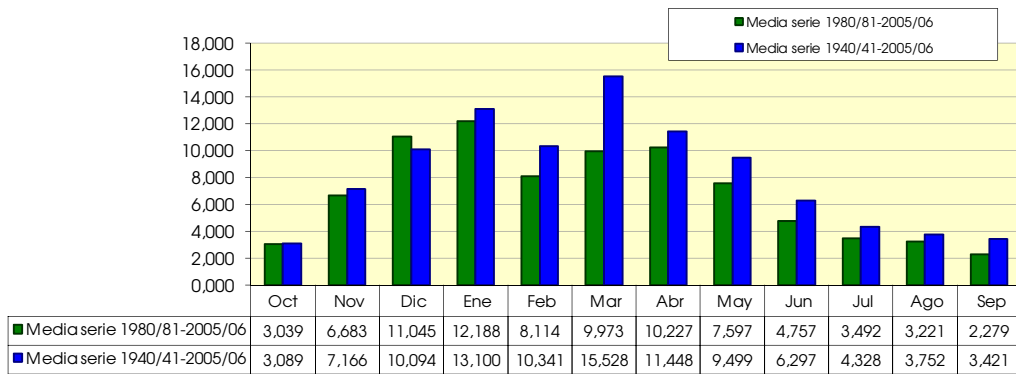
Percentil 1%	0,157	0,507	1,199	1,032	1,056	1,675	2,062	2,729	1,746	0,142	0,354	0,109	31,682
Percentil 5%	0,536	1,017	1,846	1,604	1,838	2,936	4,034	3,099	2,700	1,443	0,913	0,297	47,681
Percentil 10%	0,985	1,293	2,200	2,444	2,591	4,358	5,264	3,827	2,816	2,078	1,403	0,782	55,319
Percentil 25%	1,392	2,457	4,521	4,341	4,878	6,250	7,587	5,723	3,714	2,742	2,123	1,564	71,581
Percentil 50%	2,124	4,909	8,096	9,311	7,773	11,449	10,514	8,145	5,331	3,627	3,070	2,546	86,601
Desviación típica	2,777	6,610	7,458	12,129	7,537	13,383	5,425	5,206	3,598	2,868	2,573	2,865	40,654
Coef. variación	0,899	0,922	0,739	0,926	0,729	0,862	0,474	0,548	0,571	0,663	0,686	0,838	0,415

1980/2005
(hm³)

Serie para asignación y reserva

	Oct	Nov	Dic	Ene	Feb	Mar	Abr	May	Jun	Jul	Ago	Sep	Total
Máximo	9,214	20,675	25,249	44,447	23,813	46,152	22,419	17,874	13,975	7,039	7,551	5,821	178,520
Mínimo	0,411	0,998	1,025	0,612	0,472	1,667	1,964	2,650	1,069	0,551	1,224	0,194	30,640
Media	3,039	6,683	11,045	12,188	8,114	9,973	10,227	7,597	4,757	3,492	3,221	2,279	82,615

Percentil 1%	0,433	1,038	1,262	0,831	0,697	1,670	2,002	2,680	1,473	0,820	1,226	0,210	31,041
Percentil 5%	0,633	1,184	2,153	1,597	1,539	1,832	2,408	2,843	2,700	1,665	1,262	0,297	33,898
Percentil 10%	1,040	1,519	3,027	2,290	2,490	2,598	3,601	3,142	2,760	1,902	1,403	0,523	43,177
Percentil 25%	1,648	2,662	4,878	5,309	4,297	4,776	5,878	4,742	3,334	2,527	2,013	1,326	60,313
Percentil 50%	2,152	5,360	8,569	8,861	6,331	7,770	10,074	6,634	4,251	3,069	2,853	2,125	77,454
Desviación típica	2,186	5,272	7,556	10,297	5,898	9,162	5,451	4,022	2,472	1,654	1,596	1,427	35,375
Coef. variación	0,719	0,789	0,684	0,845	0,727	0,919	0,533	0,529	0,520	0,474	0,496	0,626	0,428



2308. Río Urbión aguas arriba de río Ventrosa

(hm ²)	Oct	Nov	Dic	Ene	Feb	Mar	Abr	May	Jun	Jul	Ago	Sep	Total
1940/41	5.235	5.564	1.646	0.990	14.101	11.793	8.019	9.595	4.253	2.818	1.317	1.941	67.272
1941/42	0.925	3.307	0.839	1.237	0.735	6.596	7.465	2.937	3.629	1.089	1.847	2.664	33.270
1942/43	3.571	2.087	4.519	7.859	3.142	2.361	4.656	2.153	0.930	2.044	0.667	1.167	35.156
1943/44	1.831	2.997	2.117	1.301	0.583	3.077	5.448	2.593	1.521	0.798	0.695	2.248	25.210
1944/45	2.770	2.497	3.145	0.557	5.785	3.947	2.947	1.972	2.087	0.793	1.997	0.524	29.019
1945/46	1.522	2.072	10.162	0.855	2.296	3.239	5.934	7.409	1.453	0.835	0.804	0.676	37.256
1946/47	1.195	2.064	1.473	1.540	7.532	16.896	6.842	6.440	2.282	1.065	1.549	2.718	51.596
1947/48	1.557	1.866	4.277	14.945	4.707	3.082	3.623	3.811	1.032	1.177	0.716	0.523	41.317
1948/49	1.406	0.684	3.495	1.119	1.085	2.558	2.544	3.145	1.863	0.743	0.707	3.537	22.886
1949/50	1.026	3.367	1.907	1.334	4.985	1.827	2.957	4.703	1.043	0.780	0.583	0.776	25.287
1950/51	1.185	2.552	3.662	5.752	5.134	11.920	5.879	6.890	4.049	1.931	1.441	1.114	51.510
1951/52	2.880	8.507	4.278	1.223	1.837	6.314	5.102	2.898	1.304	3.297	1.396	1.410	40.446
1952/53	1.520	4.071	3.353	0.899	1.178	1.762	3.565	1.100	3.492	0.665	0.523	0.501	22.628
1953/54	6.407	0.746	2.286	0.608	1.931	5.069	3.310	5.849	2.370	1.087	1.013	0.771	31.448
1954/55	1.566	4.650	0.952	10.141	5.081	4.312	4.204	2.187	3.503	1.726	0.958	1.067	40.348
1955/56	2.652	1.231	9.166	4.635	0.879	8.812	5.843	5.793	1.653	1.518	1.067	1.333	44.583
1956/57	1.397	2.551	0.605	0.451	5.335	2.058	2.360	4.063	3.410	0.825	0.647	0.744	24.447
1957/58	1.041	1.269	0.596	1.323	4.709	3.474	2.267	2.158	3.157	0.893	1.209	0.788	22.884
1958/59	1.230	1.943	12.643	3.112	0.866	4.249	3.136	3.389	1.781	1.251	0.719	2.952	37.271
1959/60	3.492	3.020	9.896	3.714	5.947	8.972	3.787	4.015	1.673	0.880	0.590	1.365	47.351
1960/61	9.104	4.718	2.056	2.030	3.300	1.671	3.662	3.040	1.006	0.644	0.579	2.075	33.885
1961/62	2.580	7.198	5.900	5.406	3.184	4.580	5.335	3.424	1.807	0.891	0.618	0.826	41.749
1962/63	1.125	1.187	0.622	1.031	0.634	6.896	4.614	2.400	3.225	1.023	0.641	1.124	24.522
1963/64	0.771	6.461	0.750	0.605	6.999	3.842	3.213	2.211	1.487	1.167	0.553	0.791	28.848
1964/65	1.875	0.827	0.615	1.043	0.351	5.677	3.401	1.863	0.943	0.550	0.423	3.393	20.962
1965/66	3.478	5.936	6.055	7.285	10.817	1.870	7.038	2.751	1.801	1.006	0.768	0.592	49.396
1966/67	5.777	6.035	2.446	2.633	3.928	4.295	3.690	3.809	1.723	1.037	0.656	0.710	36.737
1967/68	2.328	11.744	2.339	2.012	6.291	3.851	3.909	3.394	1.154	0.748	0.683	1.145	39.598
1968/69	0.500	1.860	5.511	3.462	1.629	10.526	7.522	5.957	2.410	1.432	0.870	3.726	45.404
1969/70	1.029	2.416	2.281	10.983	2.814	1.674	2.193	2.618	2.367	0.764	0.669	0.478	30.287
1970/71	0.496	2.764	0.566	2.117	2.641	2.202	5.963	6.179	2.868	1.488	0.776	0.765	28.825
1971/72	1.454	3.739	2.938	1.219	8.203	7.712	3.381	3.427	3.268	1.463	1.404	3.628	41.834
1972/73	2.226	5.031	2.716	2.384	2.338	2.070	1.479	2.896	2.961	1.329	0.781	0.577	26.786
1973/74	2.224	0.869	3.802	6.920	4.331	8.455	2.718	2.164	3.239	0.940	1.650	0.837	38.151
1974/75	1.654	4.362	0.823	3.716	2.846	3.486	4.754	4.546	2.001	0.832	1.379	2.952	33.352
1975/76	0.979	4.405	1.887	0.754	2.411	1.702	4.373	1.241	1.482	1.327	1.585	1.264	23.409
1976/77	2.560	3.222	4.900	4.793	10.581	3.120	2.408	7.410	4.192	2.818	1.245	0.753	48.002
1977/78	3.827	0.882	4.008	1.903	11.346	5.173	6.999	3.770	3.499	0.999	0.836	0.658	43.900
1978/79	1.377	0.844	12.789	7.495	12.954	7.554	4.452	4.157	1.598	1.409	0.795	1.934	57.356
1979/80	4.839	4.714	4.509	2.744	2.454	7.207	3.176	6.504	2.519	1.068	1.217	0.726	41.677
1980/81	1.825	2.715	1.165	1.351	1.300	3.511	5.632	3.006	1.351	1.224	0.706	1.797	25.582
1981/82	0.715	0.379	20.400	2.544	2.034	1.183	0.955	1.640	0.684	0.481	0.491	1.084	32.591
1982/83	2.683	7.500	6.950	0.951	1.346	2.321	6.576	3.165	1.154	1.692	4.824	0.827	39.990
1983/84	0.638	1.592	5.656	4.618	2.350	3.357	3.885	8.012	3.752	1.087	0.872	0.643	36.462
1984/85	3.852	12.473	2.113	1.107	8.991	6.885	5.645	4.963	1.908	1.258	0.750	0.562	50.507
1985/86	0.478	4.222	4.313	4.834	3.234	3.770	4.431	3.294	1.201	0.730	0.563	1.410	32.480
1986/87	1.185	0.684	1.602	1.056	3.519	2.408	3.918	1.197	1.638	2.432	0.626	0.734	20.997
1987/88	5.016	2.497	3.715	7.389	3.854	1.771	10.156	3.600	4.583	1.248	0.853	0.652	45.334
1988/89	1.591	0.894	0.786	0.405	3.658	0.809	4.816	4.336	0.940	0.887	0.671	0.431	20.225
1989/90	0.403	2.109	6.250	2.867	1.515	0.790	3.125	2.622	1.746	0.680	0.558	0.722	23.387
1990/91	4.393	2.656	1.507	3.355	2.363	8.120	6.761	3.907	1.394	1.005	0.642	2.565	38.668
1991/92	3.055	9.474	1.117	0.828	0.775	3.407	3.218	2.921	5.145	1.066	1.215	1.080	33.301
1992/93	7.032	1.076	4.538	0.834	1.075	1.388	3.312	6.126	1.831	0.786	0.616	1.468	30.082
1993/94	7.786	2.418	2.139	3.649	3.399	1.673	1.367	2.645	0.872	0.575	0.420	1.036	27.977
1994/95	2.654	3.041	5.577	5.514	4.664	1.912	1.387	3.442	0.882	0.770	0.528	1.164	31.535
1995/96	0.367	2.795	13.011	7.223	3.065	4.064	2.738	2.966	1.290	1.171	0.967	1.122	40.779
1996/97	1.078	6.455	9.585	5.825	2.123	1.101	1.708	5.210	1.675	4.232	2.400	0.872	42.264
1997/98	1.630	8.836	9.741	2.434	1.602	1.546	4.032	3.676	1.891	0.872	0.700	1.701	38.662
1998/99	1.508	2.235	1.887	2.340	2.180	2.246	2.672	2.651	1.233	1.893	0.622	2.164	23.632
1999/00	4.172	3.373	5.939	1.332	1.656	1.720	6.294	2.469	1.171	0.766	0.495	0.625	30.012
2000/01	1.164	10.054	9.984	13.875	3.668	12.728	2.099	2.125	1.002	1.054	0.730	0.563	59.045
2001/02	2.106	1.641	0.472	2.051	1.574	2.163	1.804	3.116	1.743	0.858	1.642	0.769	19.941
2002/03	4.398	5.475	6.650	8.812	3.562	3.307	3.470	5.696	1.329	0.831	0.912	1.560	46.002
2003/04	7.611	4.962	3.512	7.860	2.472	3.066	5.075	4.336	1.470	0.941	0.787	0.891	42.982
2004/05	3.918	2.803	1.387	1.473	0.626	2.061	1.733	1.799	0.689	0.419	0.369	0.428	17.707
2005/06	4.254	5.354	2.433	1.039	2.315	5.626	4.016	1.520	2.444	0.916	0.969	1.724	32.610

2308. Río Urbión aguas arriba de río Ventrosa

1940/2005
(hm³)

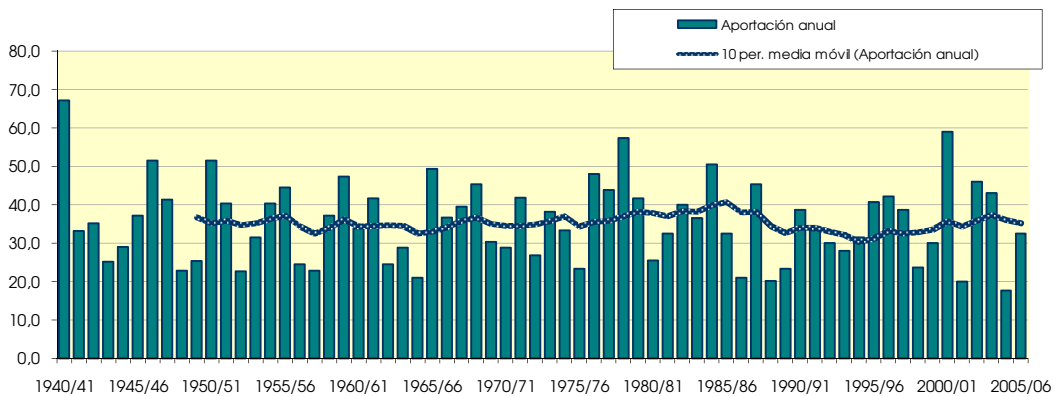
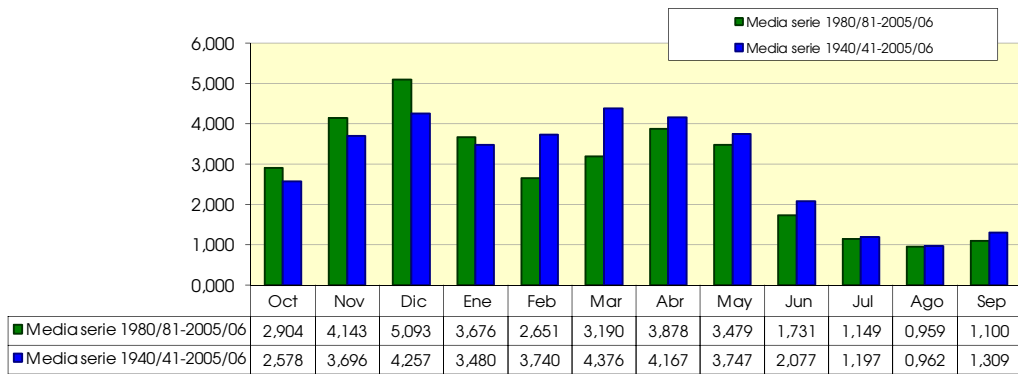
Serie completa

	Oct	Nov	Dic	Ene	Feb	Mar	Abr	May	Jun	Jul	Ago	Sep	Total
Máximo	9,104	12,473	20,400	14,945	14,101	16,896	10,156	9,595	5,145	4,232	4,824	3,726	67,272
Mínimo	0,367	0,379	0,472	0,405	0,351	0,790	0,955	1,100	0,684	0,419	0,369	0,428	17,707
Media	2,578	3,696	4,257	3,480	3,740	4,376	4,167	3,747	2,077	1,197	0,962	1,309	35,585
Percentil 1%	0,390	0,577	0,533	0,435	0,502	0,803	1,223	1,163	0,687	0,460	0,402	0,430	19,159
Percentil 5%	0,497	0,766	0,608	0,606	0,659	1,234	1,536	1,550	0,894	0,592	0,492	0,507	20,971
Percentil 10%	0,743	0,876	0,768	0,831	0,873	1,672	1,951	1,917	0,972	0,705	0,541	0,562	22,885
Percentil 25%	1,185	1,885	1,613	1,110	1,636	2,058	2,949	2,599	1,294	0,805	0,630	0,723	27,083
Percentil 50%	1,828	2,799	3,249	2,229	2,830	3,382	3,836	3,342	1,745	1,014	0,759	1,052	34,521
Desviación típica	1,974	2,729	3,828	3,265	3,066	3,270	1,866	1,801	1,070	0,672	0,636	0,865	10,553
Coef. variación	0,766	0,738	0,899	0,938	0,820	0,747	0,448	0,481	0,516	0,561	0,661	0,661	0,297

1980/2005
(hm³)

Serie para asignación y reserva

	Oct	Nov	Dic	Ene	Feb	Mar	Abr	May	Jun	Jul	Ago	Sep	Total
Máximo	7,786	12,473	20,400	13,875	8,991	12,728	10,156	8,012	5,145	4,232	4,824	2,565	59,045
Mínimo	0,367	0,379	0,472	0,405	0,626	0,790	0,955	1,197	0,684	0,419	0,369	0,428	17,707
Media	2,904	4,143	5,093	3,676	2,651	3,190	3,878	3,479	1,731	1,149	0,959	1,100	33,952
Percentil 1%	0,376	0,455	0,550	0,511	0,664	0,795	1,058	1,278	0,686	0,435	0,382	0,429	18,266
Percentil 5%	0,422	0,736	0,869	0,830	0,850	0,882	1,372	1,550	0,735	0,505	0,437	0,464	20,012
Percentil 10%	0,558	0,985	1,141	0,893	1,187	1,142	1,548	1,720	0,877	0,628	0,493	0,562	20,611
Percentil 25%	1,169	2,141	1,673	1,163	1,581	1,684	2,242	2,628	1,159	0,774	0,576	0,669	26,181
Percentil 50%	2,380	2,799	4,014	2,489	2,332	2,284	3,678	3,140	1,373	0,928	0,703	0,964	32,600
Desviación típica	2,212	3,208	4,567	3,243	1,671	2,643	2,114	1,558	1,116	0,765	0,893	0,553	10,288
Coef. variación	0,762	0,774	0,897	0,882	0,630	0,829	0,545	0,448	0,644	0,666	0,931	0,502	0,303



2309. Rio Ventrosa

(hm ²)	Oct	Nov	Dic	Ene	Feb	Mar	Abr	May	Jun	Jul	Ago	Sep	Total
1940/41	1,190	1,203	0,340	0,323	2,576	2,153	1,617	1,914	0,866	0,597	0,347	0,480	13,606
1941/42	0,190	0,896	0,235	0,336	0,134	1,094	1,867	0,607	0,734	0,171	0,539	0,578	7,380
1942/43	0,628	0,387	1,195	1,150	0,871	0,302	0,848	0,496	0,187	0,412	0,118	0,303	6,896
1943/44	0,302	0,644	0,766	0,154	0,131	0,486	1,137	0,570	0,327	0,168	0,149	0,335	5,168
1944/45	0,619	0,451	0,774	0,086	0,840	0,668	0,573	0,438	0,405	0,139	0,612	0,087	5,693
1945/46	0,328	0,388	1,918	0,155	0,390	0,704	1,583	1,646	0,252	0,125	0,138	0,107	7,735
1946/47	0,199	0,269	0,715	0,310	1,840	2,672	0,926	1,239	0,422	0,178	0,228	0,558	9,556
1947/48	0,267	0,234	1,076	3,039	0,590	0,320	0,468	0,666	0,187	0,125	0,095	0,102	7,169
1948/49	0,301	0,080	0,215	0,148	0,190	1,170	0,786	0,907	0,396	0,099	0,183	0,721	5,196
1949/50	0,139	0,486	0,403	0,279	0,970	0,246	0,776	1,121	0,137	0,158	0,096	0,173	4,985
1950/51	0,333	0,361	1,897	1,093	1,690	1,973	0,823	1,345	0,723	0,338	0,343	0,217	11,135
1951/52	0,926	2,127	0,851	0,245	0,457	1,208	1,374	0,463	0,214	0,826	0,255	0,267	9,213
1952/53	0,229	0,787	0,729	0,198	0,320	0,184	0,442	0,166	0,877	0,100	0,084	0,093	4,208
1953/54	1,834	0,095	0,438	0,100	0,568	0,844	0,680	1,274	0,413	0,227	0,214	0,165	6,854
1954/55	0,355	0,756	0,141	1,437	1,304	0,459	0,762	0,348	0,664	0,402	0,137	0,274	7,041
1955/56	0,800	0,177	1,770	1,207	0,132	1,422	1,132	1,236	0,228	0,150	0,217	0,199	8,671
1956/57	0,384	0,957	0,092	0,082	0,938	0,255	0,708	0,945	0,795	0,125	0,095	0,155	5,531
1957/58	0,287	0,321	0,181	0,420	0,994	0,697	0,478	0,367	0,443	0,127	0,211	0,114	4,640
1958/59	0,223	0,854	3,133	0,729	0,127	0,743	0,638	0,732	0,378	0,276	0,122	0,828	8,782
1959/60	0,827	0,404	2,349	1,078	1,558	0,914	0,323	0,431	0,235	0,124	0,089	0,352	8,682
1960/61	1,807	0,684	0,697	0,505	0,376	0,219	0,682	0,676	0,171	0,094	0,134	0,473	6,519
1961/62	0,678	1,677	0,919	1,490	0,955	1,013	0,948	0,704	0,325	0,129	0,093	0,198	9,130
1962/63	0,430	0,354	0,164	0,319	0,120	1,370	0,596	0,387	0,454	0,140	0,101	0,408	4,842
1963/64	0,178	1,315	0,113	0,084	1,146	0,678	0,368	0,367	0,133	0,202	0,080	0,108	4,772
1964/65	0,354	0,111	0,194	0,238	0,053	0,725	0,566	0,230	0,101	0,079	0,066	0,696	3,415
1965/66	0,693	1,278	1,296	1,067	1,396	0,253	0,811	0,432	0,252	0,163	0,102	0,079	7,822
1966/67	1,134	1,567	0,460	0,446	0,594	0,590	0,794	0,836	0,327	0,177	0,098	0,130	7,153
1967/68	0,539	2,830	0,749	0,483	1,350	0,797	0,617	0,674	0,155	0,113	0,127	0,198	8,633
1968/69	0,078	0,420	1,538	0,683	0,483	2,171	1,716	1,065	0,432	0,257	0,125	0,930	9,897
1969/70	0,154	0,568	0,843	2,598	0,634	0,253	0,305	0,435	0,615	0,104	0,115	0,098	6,721
1970/71	0,145	0,691	0,105	0,636	0,616	0,756	1,499	1,265	0,617	0,328	0,120	0,120	6,898
1971/72	0,387	1,191	0,676	0,280	2,113	1,411	0,718	0,762	0,679	0,300	0,385	1,026	9,929
1972/73	0,503	1,203	0,657	0,652	0,648	0,393	0,297	0,631	0,776	0,275	0,163	0,146	6,345
1973/74	0,687	0,219	1,678	1,697	1,337	2,134	0,618	0,467	0,771	0,156	0,556	0,207	10,527
1974/75	0,630	1,247	0,170	0,976	0,728	0,813	1,275	1,131	0,552	0,125	0,256	1,084	8,987
1975/76	0,273	1,122	0,785	0,153	0,650	0,511	1,428	0,342	0,398	0,309	0,496	0,331	6,800
1976/77	0,563	0,738	1,261	1,483	2,163	0,622	0,601	2,093	1,115	0,783	0,251	0,118	11,791
1977/78	0,934	0,142	0,764	0,590	2,840	1,166	1,881	0,983	0,889	0,151	0,183	0,120	10,643
1978/79	0,491	0,264	3,095	2,043	3,042	1,773	1,080	0,814	0,254	0,241	0,124	0,388	13,606
1979/80	1,181	1,255	1,132	0,879	0,440	1,723	0,820	1,379	0,558	0,166	0,236	0,129	9,898
1980/81	0,503	0,650	0,304	0,361	0,277	0,894	1,645	0,767	0,285	0,352	0,108	0,511	6,656
1981/82	0,182	0,059	4,772	0,621	0,492	0,271	0,201	0,488	0,156	0,105	0,095	0,294	7,737
1982/83	0,808	1,991	1,767	0,146	0,319	0,591	1,551	0,774	0,242	0,393	1,566	0,139	10,287
1983/84	0,119	0,458	1,563	1,305	0,571	0,951	0,945	2,098	0,826	0,190	0,168	0,110	9,306
1984/85	1,117	3,041	0,527	0,210	2,104	1,609	1,360	1,333	0,362	0,255	0,116	0,088	12,123
1985/86	0,138	1,120	1,061	1,272	0,999	0,858	0,952	0,787	0,259	0,130	0,116	0,407	8,098
1986/87	0,318	0,144	0,523	0,339	1,052	0,684	1,012	0,242	0,516	0,610	0,097	0,161	5,699
1987/88	1,290	0,684	0,990	1,824	0,893	0,470	2,854	0,915	1,091	0,215	0,135	0,115	11,474
1988/89	0,389	0,246	0,208	0,095	1,040	0,255	1,405	1,044	0,154	0,190	0,135	0,069	5,230
1989/90	0,100	0,502	1,505	0,717	0,303	0,155	0,969	0,774	0,358	0,114	0,116	0,213	5,825
1990/91	1,107	0,654	0,416	0,984	0,780	1,933	1,578	0,999	0,236	0,201	0,100	0,806	9,794
1991/92	0,899	2,418	0,216	0,140	0,153	0,955	0,979	0,882	1,589	0,285	0,287	0,270	9,075
1992/93	2,001	0,205	1,011	0,127	0,224	0,245	0,818	1,356	0,382	0,126	0,114	0,355	6,962
1993/94	1,873	0,599	0,475	0,860	0,849	0,473	0,285	0,754	0,193	0,101	0,066	0,226	6,753
1994/95	0,624	0,965	1,663	1,415	0,746	0,443	0,290	1,069	0,153	0,149	0,081	0,326	7,925
1995/96	0,062	0,636	3,164	1,531	0,852	0,790	0,598	0,717	0,297	0,319	0,374	0,293	9,633
1996/97	0,340	1,846	2,442	1,612	0,226	0,148	0,391	1,242	0,426	1,448	0,738	0,237	11,097
1997/98	0,377	2,133	2,207	0,511	0,243	0,369	1,061	0,915	0,397	0,167	0,104	0,381	8,867
1998/99	0,537	0,559	0,329	0,541	0,688	0,460	0,551	0,653	0,342	0,605	0,107	0,598	5,971
1999/00	1,115	0,975	1,571	0,286	0,281	0,383	1,441	0,392	0,235	0,128	0,077	0,138	7,021
2000/01	0,268	2,464	2,319	3,472	0,769	2,914	0,348	0,362	0,148	0,260	0,136	0,102	13,560
2001/02	0,607	0,526	0,077	0,622	0,302	0,608	0,511	0,980	0,415	0,222	0,472	0,164	5,505
2002/03	1,164	1,332	1,374	2,036	0,883	0,584	0,670	1,639	0,274	0,133	0,163	0,426	10,679
2003/04	2,089	1,219	0,875	1,924	0,571	0,707	1,210	1,164	0,269	0,141	0,142	0,273	10,585
2004/05	1,118	0,996	0,314	0,462	0,123	0,523	0,437	0,550	0,148	0,066	0,056	0,108	4,900
2005/06	1,116	1,447	0,768	0,251	0,655	1,222	0,982	0,330	0,571	0,219	0,337	0,404	8,302

2309. Río Ventrosa

1940/2005
(hm³)

Serie completa

	Oct	Nov	Dic	Ene	Feb	Mar	Abr	May	Jun	Jul	Ago	Sep	Total
Máximo	2,089	3,041	4,772	3,472	3,042	2,914	2,854	2,098	1,589	1,448	1,566	1,084	13,606
Mínimo	0,062	0,059	0,077	0,082	0,053	0,148	0,201	0,166	0,101	0,066	0,056	0,069	3,415
Media	0,643	0,888	1,045	0,811	0,829	0,869	0,918	0,846	0,436	0,247	0,213	0,308	8,054

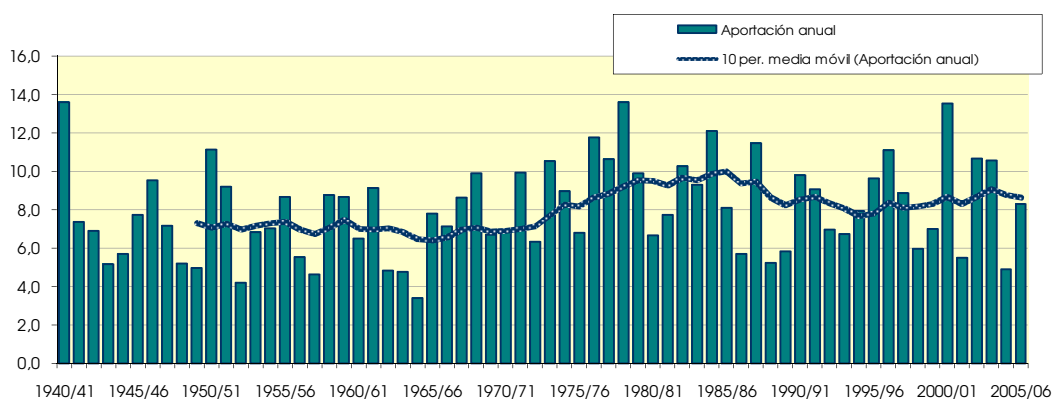
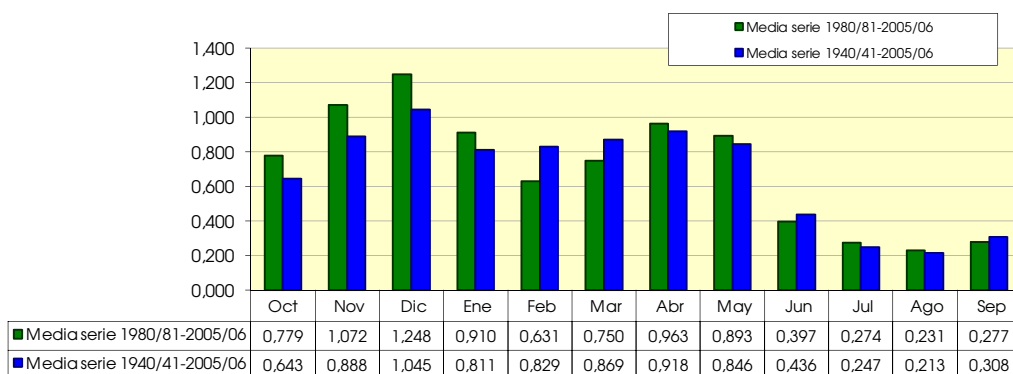
Percentil 1%	0,072	0,073	0,087	0,083	0,096	0,152	0,256	0,208	0,122	0,075	0,062	0,075	3,930
Percentil 5%	0,124	0,119	0,120	0,097	0,128	0,226	0,299	0,333	0,148	0,099	0,078	0,089	4,790
Percentil 10%	0,150	0,191	0,175	0,143	0,144	0,253	0,358	0,364	0,155	0,104	0,087	0,102	5,077
Percentil 25%	0,277	0,387	0,356	0,258	0,319	0,447	0,579	0,472	0,235	0,127	0,101	0,122	6,388
Percentil 50%	0,503	0,684	0,771	0,566	0,652	0,700	0,814	0,770	0,370	0,169	0,134	0,221	7,779
Desviación típica	0,501	0,693	0,911	0,742	0,672	0,632	0,497	0,441	0,285	0,218	0,223	0,241	2,414
Coef. variación	0,779	0,781	0,872	0,914	0,811	0,727	0,541	0,522	0,654	0,882	1,044	0,784	0,300

1980/2005
(hm³)

Serie para asignación y reserva

	Oct	Nov	Dic	Ene	Feb	Mar	Abr	May	Jun	Jul	Ago	Sep	Total
Máximo	2,089	3,041	4,772	3,472	2,104	2,914	2,854	2,098	1,589	1,448	1,566	0,806	13,560
Mínimo	0,062	0,059	0,077	0,095	0,123	0,148	0,201	0,242	0,148	0,066	0,056	0,069	4,900
Media	0,779	1,072	1,248	0,910	0,631	0,750	0,963	0,893	0,397	0,274	0,231	0,277	8,426

Percentil 1%	0,071	0,081	0,110	0,103	0,130	0,150	0,222	0,264	0,148	0,075	0,058	0,074	4,983
Percentil 5%	0,105	0,160	0,210	0,130	0,171	0,177	0,286	0,338	0,150	0,102	0,068	0,092	5,299
Percentil 10%	0,128	0,226	0,260	0,143	0,225	0,250	0,319	0,377	0,154	0,110	0,079	0,105	5,602
Percentil 25%	0,324	0,534	0,430	0,299	0,286	0,398	0,521	0,669	0,235	0,131	0,101	0,138	6,681
Percentil 50%	0,615	0,825	1,000	0,621	0,613	0,588	0,960	0,835	0,291	0,196	0,116	0,254	8,200
Desviación típica	0,591	0,799	1,082	0,805	0,424	0,612	0,583	0,420	0,324	0,276	0,312	0,176	2,338
Coef. variación	0,759	0,745	0,868	0,885	0,672	0,816	0,606	0,470	0,817	1,008	1,351	0,636	0,278



2312. Río Najerilla, azud toma, central hidroeléctrica de Retorna

1940/2005
(hm³)

Serie completa

	Oct	Nov	Dic	Ene	Feb	Mar	Abr	May	Jun	Jul	Ago	Sep	Total
Máximo	42,679	62,986	89,062	109,817	99,909	131,955	62,473	61,262	33,467	31,129	23,309	32,011	481,597
Mínimo	1,218	2,294	3,017	1,851	2,912	4,634	6,539	5,973	4,847	1,046	1,436	0,942	98,370
Media	10,882	20,507	27,575	30,312	26,843	36,101	29,978	25,137	14,541	8,830	7,866	8,408	246,980

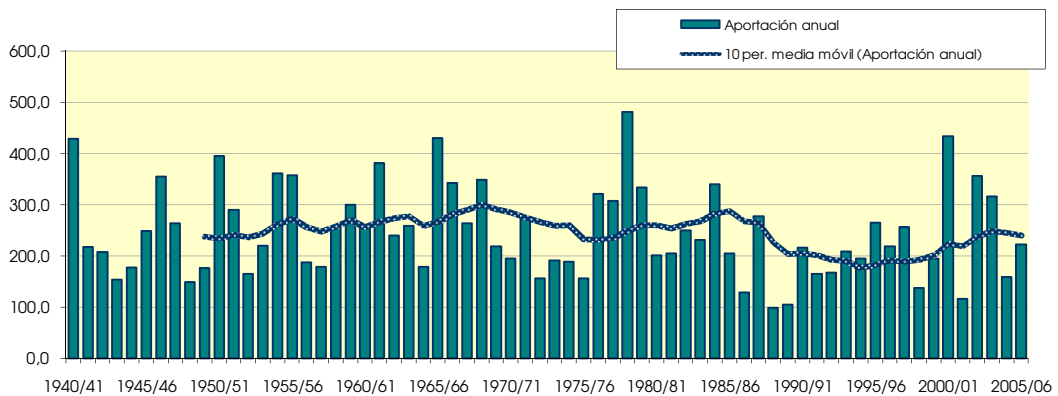
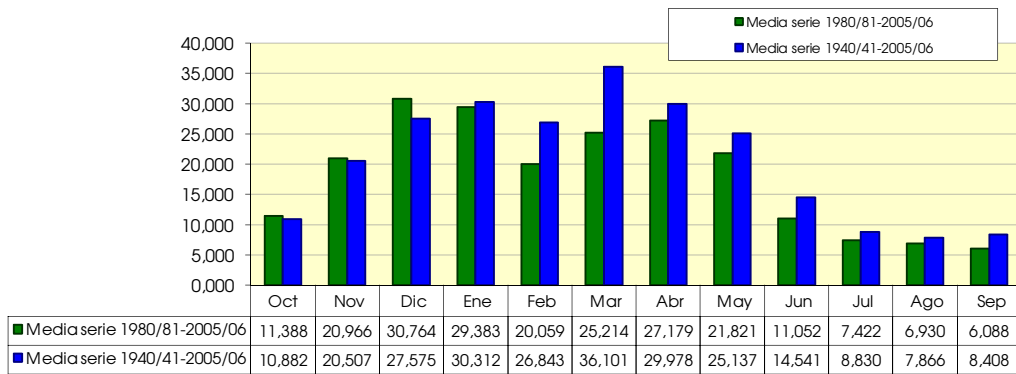
Percentil 1%	1,232	2,546	3,400	2,556	3,427	6,406	6,921	7,270	5,056	1,441	1,532	0,951	102,808
Percentil 5%	2,908	3,551	4,146	3,901	4,043	9,283	11,723	10,515	5,816	3,435	2,133	1,836	130,616
Percentil 10%	3,360	4,533	5,923	5,840	7,715	11,713	14,996	11,865	6,109	4,341	3,167	2,784	155,180
Percentil 25%	4,913	8,677	12,356	11,524	13,167	16,485	18,099	15,417	8,274	5,550	4,792	4,831	180,876
Percentil 50%	7,454	15,242	23,134	21,704	19,763	27,530	29,765	22,787	11,339	7,463	6,853	6,903	221,406
Desviación típica	8,752	16,280	21,076	27,038	20,224	27,822	13,121	12,769	8,190	5,446	4,669	6,031	87,905
Coef. variación	0,804	0,794	0,764	0,892	0,753	0,771	0,438	0,508	0,563	0,617	0,594	0,717	0,356

1980/2005
(hm³)

Serie para asignación y reserva

	Oct	Nov	Dic	Ene	Feb	Mar	Abr	May	Jun	Jul	Ago	Sep	Total
Máximo	32,493	62,986	87,835	108,626	61,357	113,615	58,923	40,925	30,846	14,876	17,951	13,070	433,959
Mínimo	1,218	3,549	3,606	1,851	2,912	4,634	6,539	7,968	4,847	1,654	2,567	0,942	98,370
Media	11,388	20,966	30,764	29,383	20,059	25,214	27,179	21,821	11,052	7,422	6,930	6,088	218,265

Percentil 1%	1,223	3,551	3,836	2,331	3,110	5,316	6,686	8,567	5,115	2,260	2,607	1,147	100,077
Percentil 5%	1,769	3,704	5,302	3,901	5,052	7,468	7,716	10,711	5,919	4,091	2,802	1,789	107,847
Percentil 10%	3,684	5,097	7,785	7,505	9,108	8,199	10,448	11,865	6,109	4,365	3,167	1,890	122,112
Percentil 25%	5,517	10,517	12,833	12,037	11,644	11,912	15,929	14,055	7,233	5,336	4,792	4,169	165,711
Percentil 50%	9,571	16,633	24,141	22,344	14,930	18,958	26,961	18,496	8,921	7,463	6,568	5,798	207,532
Desviación típica	8,017	15,834	22,309	24,720	13,425	22,099	13,867	10,183	6,033	2,950	3,477	2,981	80,442
Coef. variación	0,704	0,755	0,725	0,841	0,669	0,876	0,510	0,467	0,546	0,397	0,502	0,490	0,369



2315. Río Brieiva, azul toma, central hidroeléctrica de Retorna

1940/2005
(hm³)

Serie completa

	Oct	Nov	Dic	Ene	Feb	Mar	Abr	May	Jun	Jul	Ago	Sep	Total
Máximo	4,310	5,986	8,689	7,181	6,188	5,632	5,845	4,351	2,964	2,473	3,182	2,071	28,912
Mínimo	0,198	0,200	0,258	0,223	0,205	0,418	0,484	0,463	0,349	0,224	0,201	0,218	8,022
Media	1,242	1,787	2,195	1,627	1,754	1,814	1,895	1,782	1,000	0,613	0,536	0,642	16,888

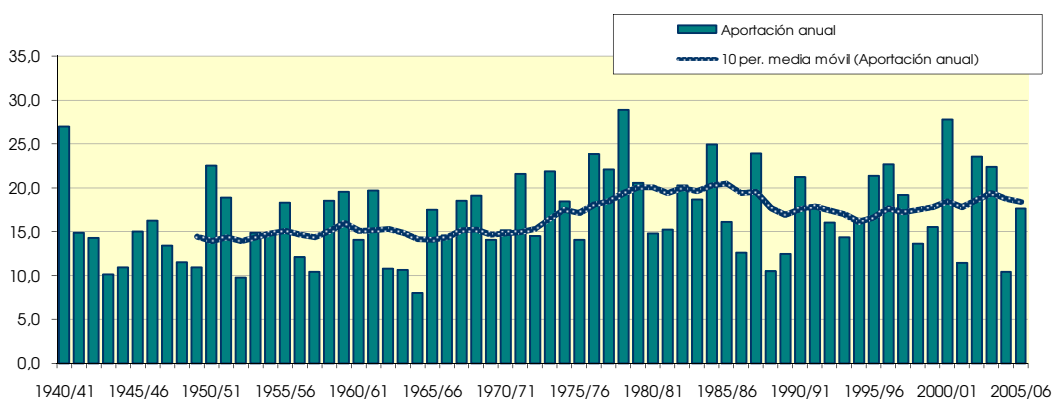
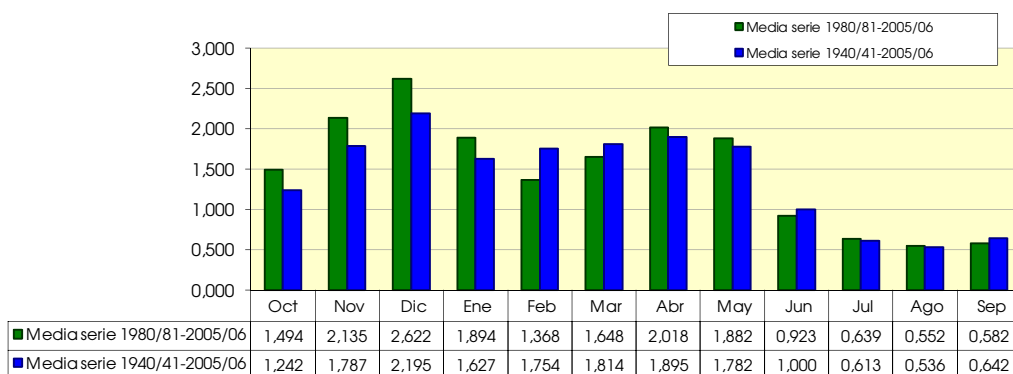
Percentil 1%	0,210	0,253	0,311	0,267	0,289	0,468	0,598	0,555	0,375	0,250	0,213	0,234	9,142
Percentil 5%	0,311	0,379	0,405	0,308	0,353	0,581	0,732	0,809	0,439	0,310	0,263	0,261	10,467
Percentil 10%	0,388	0,459	0,456	0,427	0,455	0,685	0,848	0,855	0,494	0,354	0,287	0,281	10,712
Percentil 25%	0,551	0,793	0,916	0,567	0,747	0,949	1,279	1,037	0,636	0,411	0,327	0,355	13,780
Percentil 50%	0,932	1,436	1,792	1,209	1,488	1,499	1,604	1,611	0,865	0,502	0,404	0,492	16,098
Desviación típica	0,938	1,308	1,774	1,403	1,344	1,145	1,004	0,903	0,517	0,373	0,422	0,418	4,828
Coef. variación	0,756	0,732	0,808	0,862	0,766	0,631	0,530	0,507	0,517	0,608	0,786	0,652	0,286

1980/2005
(hm³)

Serie para asignación y reserva

	Oct	Nov	Dic	Ene	Feb	Mar	Abr	May	Jun	Jul	Ago	Sep	Total
Máximo	4,310	5,986	8,689	7,181	4,143	5,632	5,845	4,351	2,964	2,473	3,182	1,588	27,799
Mínimo	0,198	0,200	0,258	0,223	0,356	0,418	0,484	0,612	0,388	0,224	0,201	0,218	10,467
Media	1,494	2,135	2,622	1,894	1,368	1,648	2,018	1,882	0,923	0,639	0,552	0,582	17,756

Percentil 1%	0,202	0,244	0,296	0,275	0,370	0,437	0,534	0,660	0,396	0,237	0,206	0,230	10,473
Percentil 5%	0,237	0,407	0,471	0,429	0,445	0,509	0,693	0,821	0,425	0,284	0,231	0,268	10,739
Percentil 10%	0,322	0,544	0,666	0,478	0,540	0,612	0,798	0,896	0,470	0,338	0,263	0,287	11,968
Percentil 25%	0,680	1,228	1,108	0,615	0,741	0,893	1,099	1,413	0,605	0,414	0,326	0,360	14,469
Percentil 50%	1,250	1,762	1,965	1,324	1,292	1,256	1,927	1,688	0,773	0,519	0,354	0,492	17,083
Desviación típica	1,125	1,498	2,098	1,635	0,849	1,251	1,187	0,872	0,571	0,442	0,599	0,314	4,729
Coef. variación	0,753	0,701	0,800	0,863	0,621	0,759	0,588	0,463	0,618	0,693	1,086	0,540	0,266



2316. Río Brieiva, piscifactoría

1940/2005
(hm³)

Serie completa

	Oct	Nov	Dic	Ene	Feb	Mar	Abr	May	Jun	Jul	Ago	Sep	Total
Máximo	1,066	1,541	2,357	1,802	1,580	1,394	1,442	1,195	0,727	0,641	0,733	0,521	7,395
Mínimo	0,048	0,049	0,058	0,055	0,048	0,105	0,130	0,128	0,086	0,055	0,047	0,054	2,076
Media	0,324	0,476	0,545	0,397	0,417	0,481	0,503	0,472	0,253	0,155	0,129	0,166	4,318

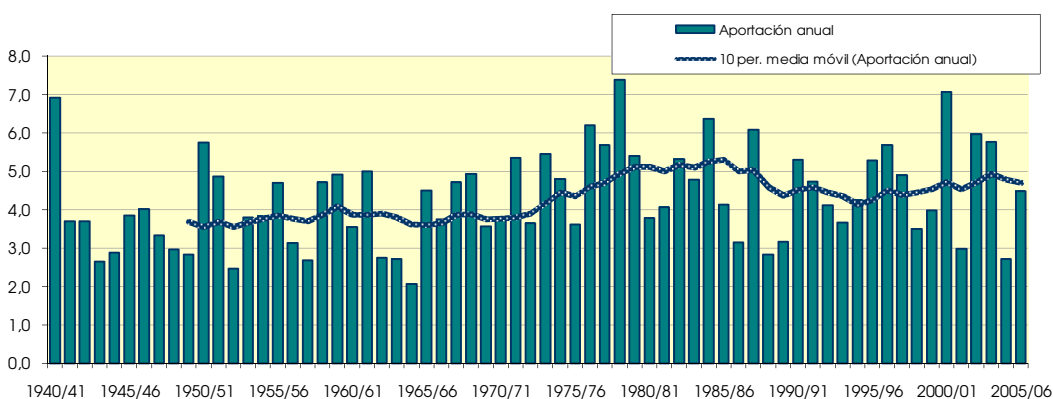
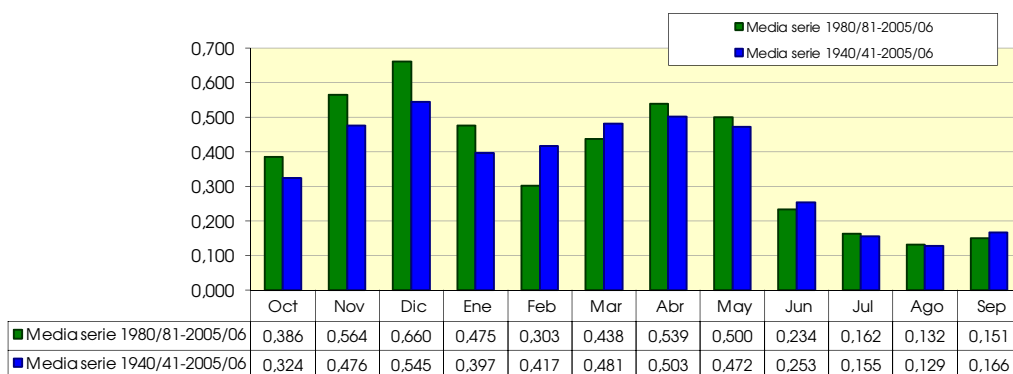
Percentil 1%	0,054	0,062	0,060	0,056	0,053	0,113	0,144	0,146	0,091	0,062	0,052	0,058	2,330
Percentil 5%	0,077	0,099	0,090	0,062	0,073	0,168	0,188	0,210	0,108	0,076	0,064	0,066	2,699
Percentil 10%	0,101	0,122	0,104	0,075	0,103	0,178	0,215	0,228	0,124	0,087	0,070	0,069	2,793
Percentil 25%	0,158	0,216	0,179	0,108	0,160	0,242	0,337	0,275	0,157	0,101	0,080	0,088	3,514
Percentil 50%	0,258	0,389	0,439	0,254	0,313	0,388	0,421	0,426	0,223	0,126	0,097	0,130	4,093
Desviación típica	0,238	0,345	0,467	0,369	0,355	0,307	0,259	0,238	0,132	0,098	0,097	0,109	1,223
Coef. variación	0,735	0,725	0,857	0,930	0,851	0,638	0,516	0,504	0,520	0,633	0,755	0,657	0,283

1980/2005
(hm³)

Serie para asignación y reserva

	Oct	Nov	Dic	Ene	Feb	Mar	Abr	May	Jun	Jul	Ago	Sep	Total
Máximo	1,066	1,541	2,357	1,802	1,024	1,394	1,442	1,195	0,727	0,641	0,733	0,404	7,072
Mínimo	0,048	0,049	0,062	0,055	0,077	0,105	0,130	0,155	0,093	0,055	0,047	0,054	2,724
Media	0,386	0,564	0,660	0,475	0,303	0,438	0,539	0,500	0,234	0,162	0,132	0,151	4,546

Percentil 1%	0,050	0,062	0,068	0,058	0,078	0,108	0,140	0,171	0,096	0,059	0,049	0,057	2,751
Percentil 5%	0,062	0,110	0,088	0,072	0,087	0,126	0,173	0,224	0,105	0,071	0,057	0,068	2,868
Percentil 10%	0,079	0,148	0,111	0,100	0,108	0,158	0,204	0,239	0,116	0,082	0,065	0,070	3,069
Percentil 25%	0,175	0,325	0,240	0,135	0,162	0,231	0,298	0,375	0,154	0,102	0,080	0,088	3,694
Percentil 50%	0,315	0,450	0,506	0,334	0,214	0,322	0,522	0,460	0,200	0,133	0,085	0,131	4,375
Desviación típica	0,287	0,394	0,556	0,430	0,221	0,337	0,305	0,230	0,145	0,116	0,138	0,083	1,179
Coef. variación	0,743	0,699	0,841	0,905	0,731	0,770	0,565	0,460	0,619	0,715	1,041	0,548	0,259



2319. Río Najerilla bajo

1940/2005
(hm³)

Serie completa

	Oct	Nov	Dic	Ene	Feb	Mar	Abr	May	Jun	Jul	Ago	Sep	Total
Máximo	71,771	106,475	124,032	153,880	139,143	151,385	114,809	105,363	57,038	41,847	48,208	43,190	683,540
Mínimo	1,763	4,572	5,461	2,881	5,131	6,588	11,724	7,161	6,386	1,844	2,663	1,580	158,423
Media	19,548	32,782	44,615	45,077	41,698	49,713	45,889	40,327	21,858	11,718	10,792	12,026	376,044

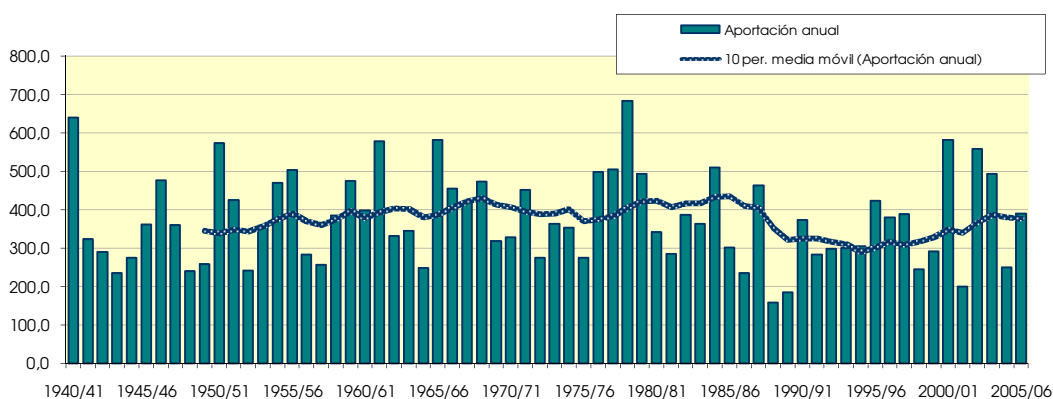
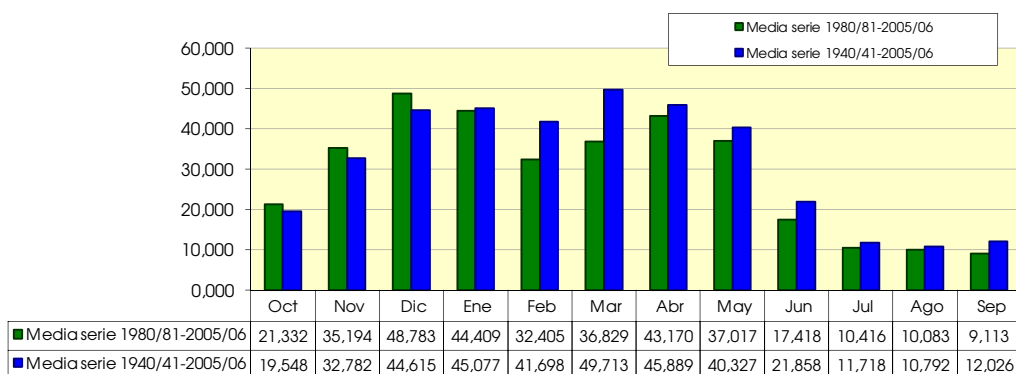
Percentil 1%	1,876	4,747	5,617	4,208	5,271	8,177	12,063	10,181	6,640	2,318	2,691	2,565	175,763
Percentil 5%	4,574	5,532	8,120	7,171	7,678	14,155	17,064	15,092	7,639	5,327	3,675	3,428	235,131
Percentil 10%	4,996	8,545	10,023	9,717	12,841	15,747	20,957	18,037	8,093	5,598	4,418	4,099	242,991
Percentil 25%	8,426	13,788	21,752	20,672	19,950	25,280	31,333	23,008	11,820	6,883	5,735	6,548	283,516
Percentil 50%	14,208	26,045	38,664	33,153	34,072	40,218	43,074	36,135	17,681	9,830	9,165	9,462	361,310
Desviación típica	16,169	24,766	30,602	36,637	29,177	34,141	21,296	21,360	13,535	7,443	7,485	8,487	117,573
Coef. variación	0,827	0,755	0,686	0,813	0,700	0,687	0,464	0,530	0,619	0,635	0,694	0,706	0,313

1980/2005
(hm³)

Serie para asignación y reserva

	Oct	Nov	Dic	Ene	Feb	Mar	Abr	May	Jun	Jul	Ago	Sep	Total
Máximo	65,747	106,475	124,032	153,880	86,738	148,522	114,809	84,691	52,609	27,336	48,208	18,689	582,269
Mínimo	1,763	4,842	5,461	2,881	5,346	6,588	11,724	11,807	7,116	2,573	3,347	1,580	158,423
Media	21,332	35,194	48,783	44,409	32,405	36,829	43,170	37,017	17,418	10,416	10,083	9,113	346,169

Percentil 1%	1,806	4,990	5,521	3,392	6,342	7,199	11,854	12,625	7,265	3,293	3,410	2,015	165,092
Percentil 5%	2,647	5,506	6,938	5,180	10,398	10,313	12,513	15,197	7,792	5,507	3,675	3,350	189,073
Percentil 10%	4,854	7,397	13,664	9,544	14,370	14,155	14,857	16,801	8,093	5,941	4,102	3,465	218,444
Percentil 25%	9,480	17,679	24,770	21,019	17,566	20,618	26,425	23,812	10,264	6,945	5,603	6,050	283,295
Percentil 50%	17,849	28,295	41,517	37,263	30,918	29,209	44,396	34,622	13,605	9,844	8,058	8,641	323,680
Desviación típica	16,207	25,780	33,475	36,262	18,562	29,041	23,874	18,557	11,924	4,940	8,898	4,655	111,338
Coef. variación	0,760	0,733	0,686	0,817	0,573	0,789	0,553	0,501	0,685	0,474	0,882	0,511	0,322



2320. Río Cambrones

1940/2005
(hm³)

Serie completa

	Oct	Nov	Dic	Ene	Feb	Mar	Abr	May	Jun	Jul	Ago	Sep	Total
Máximo	0,979	1,717	2,873	3,479	3,634	3,385	1,764	1,576	0,936	0,791	0,757	1,053	14,314
Mínimo	0,000	0,001	0,002	0,001	0,002	0,107	0,097	0,056	0,004	0,000	0,000	0,000	1,904
Media	0,218	0,527	0,748	0,849	0,740	0,979	0,797	0,609	0,287	0,105	0,119	0,182	6,160

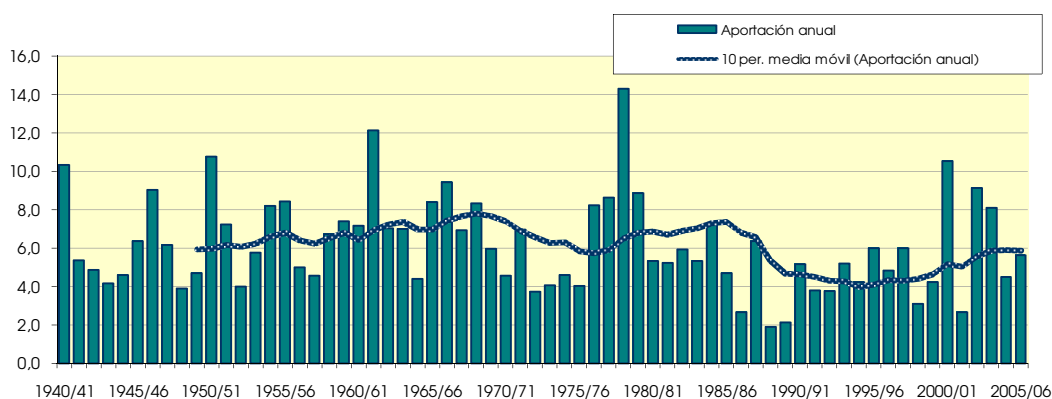
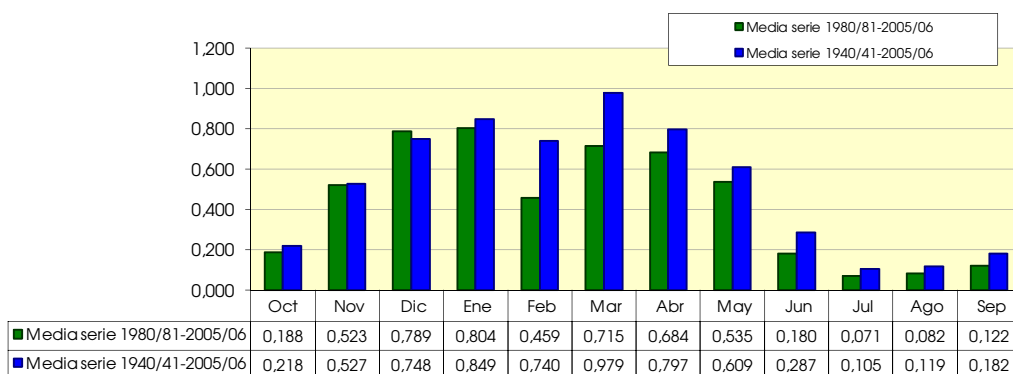
Percentil 1%	0,002	0,029	0,008	0,020	0,019	0,124	0,113	0,079	0,016	0,001	0,001	0,002	2,062
Percentil 5%	0,017	0,064	0,055	0,041	0,060	0,150	0,180	0,134	0,029	0,003	0,002	0,008	2,789
Percentil 10%	0,030	0,085	0,080	0,095	0,138	0,290	0,308	0,207	0,036	0,005	0,006	0,012	3,788
Percentil 25%	0,079	0,201	0,259	0,186	0,257	0,442	0,495	0,303	0,114	0,018	0,023	0,068	4,515
Percentil 50%	0,141	0,370	0,521	0,489	0,501	0,816	0,777	0,476	0,199	0,055	0,078	0,117	5,709
Desviación típica	0,214	0,451	0,663	0,871	0,664	0,741	0,400	0,396	0,236	0,137	0,138	0,200	2,424
Coef. variación	0,983	0,855	0,886	1,026	0,897	0,757	0,501	0,651	0,824	1,302	1,155	1,102	0,394

1980/2005
(hm³)

Serie para asignación y reserva

	Oct	Nov	Dic	Ene	Feb	Mar	Abr	May	Jun	Jul	Ago	Sep	Total
Máximo	0,651	1,569	2,140	3,264	1,537	2,912	1,484	1,422	0,712	0,216	0,284	0,441	10,540
Mínimo	0,002	0,062	0,002	0,030	0,029	0,107	0,097	0,115	0,026	0,002	0,002	0,004	1,904
Media	0,188	0,523	0,789	0,804	0,459	0,715	0,684	0,535	0,180	0,071	0,082	0,122	5,150

Percentil 1%	0,003	0,065	0,021	0,031	0,046	0,114	0,103	0,134	0,028	0,003	0,002	0,005	1,965
Percentil 5%	0,010	0,073	0,080	0,052	0,108	0,135	0,124	0,195	0,036	0,006	0,003	0,009	2,280
Percentil 10%	0,028	0,085	0,091	0,123	0,153	0,149	0,145	0,212	0,037	0,011	0,005	0,012	2,680
Percentil 25%	0,081	0,224	0,326	0,251	0,225	0,375	0,318	0,236	0,060	0,022	0,016	0,051	3,908
Percentil 50%	0,141	0,424	0,603	0,461	0,323	0,555	0,711	0,434	0,143	0,054	0,046	0,095	5,189
Desviación típica	0,150	0,404	0,652	0,774	0,345	0,628	0,418	0,361	0,162	0,061	0,084	0,116	2,038
Coef. variación	0,798	0,773	0,826	0,963	0,752	0,879	0,611	0,675	0,903	0,869	1,017	0,944	0,396



2323. Arroyo de Roña, azud

(hm ²)	Oct	Nov	Dic	Ene	Feb	Mar	Abr	May	Jun	Jul	Ago	Sep	Total
1940/41	0.897	0.556	0.492	0.412	1.634	1.111	1.079	1.707	0.490	0.425	0.301	0.313	9.416
1941/42	0.071	0.732	0.398	0.501	0.025	0.839	1.590	0.417	0.524	0.044	0.307	0.203	5.652
1942/43	0.263	0.498	1.199	0.319	0.932	0.126	0.490	0.483	0.115	0.129	0.074	0.257	4.885
1943/44	0.061	0.566	0.880	0.166	0.118	0.429	0.864	0.522	0.265	0.047	0.051	0.265	4.236
1944/45	0.528	0.387	0.511	0.031	0.734	0.658	0.523	0.408	0.198	0.046	0.615	0.006	4.643
1945/46	0.156	0.367	1.077	0.040	0.103	0.321	1.729	1.452	0.033	0.006	0.016	0.004	5.305
1946/47	0.053	0.058	1.044	0.180	0.963	1.001	0.480	1.066	0.206	0.043	0.064	0.487	5.646
1947/48	0.114	0.130	0.938	1.920	0.425	0.301	0.287	0.419	0.108	0.033	0.020	0.041	4.735
1948/49	0.273	0.108	0.161	0.213	0.229	1.453	0.772	0.856	0.437	0.019	0.175	0.509	5.205
1949/50	0.063	0.336	0.332	0.214	0.741	0.254	0.745	0.918	0.077	0.068	0.050	0.077	3.874
1950/51	0.257	0.243	1.454	0.876	1.505	1.206	0.503	0.847	0.586	0.160	0.275	0.067	7.978
1951/52	0.740	1.347	0.682	0.157	0.383	0.932	1.202	0.284	0.130	0.609	0.178	0.113	6.757
1952/53	0.070	0.707	0.672	0.097	0.361	0.140	0.393	0.084	0.858	0.005	0.031	0.040	3.456
1953/54	1.640	0.066	0.538	0.026	0.526	0.791	0.590	1.124	0.454	0.137	0.136	0.072	6.101
1954/55	0.226	0.539	0.132	0.844	1.041	0.470	0.580	0.275	0.540	0.210	0.044	0.134	5.034
1955/56	0.652	0.157	1.230	0.817	0.001	1.332	1.019	0.962	0.129	0.017	0.153	0.115	6.584
1956/57	0.330	0.839	0.104	0.064	0.710	0.283	0.767	0.937	0.849	0.006	0.003	0.053	4.943
1957/58	0.298	0.359	0.262	0.402	0.917	0.658	0.395	0.461	0.415	0.038	0.193	0.033	4.432
1958/59	0.197	0.829	2.288	0.556	0.017	0.681	0.513	0.609	0.406	0.127	0.078	0.647	6.948
1959/60	0.766	0.368	2.108	0.839	1.616	0.678	0.090	0.272	0.124	0.021	0.004	0.288	7.174
1960/61	1.534	0.520	0.636	0.502	0.185	0.133	0.537	0.598	0.101	0.009	0.157	0.446	5.358
1961/62	0.579	1.306	0.670	1.088	0.969	1.127	0.677	0.515	0.206	0.007	0.002	0.137	7.284
1962/63	0.399	0.328	0.317	0.143	0.082	1.390	0.456	0.348	0.403	0.045	0.075	0.294	4.279
1963/64	0.113	0.933	0.062	0.015	1.047	0.708	0.326	0.346	0.038	0.093	0.027	0.043	3.752
1964/65	0.316	0.135	0.310	0.256	0.037	0.831	0.628	0.189	0.037	0.020	0.031	0.545	3.336
1965/66	0.719	1.022	0.995	0.894	1.108	0.334	0.539	0.275	0.181	0.068	0.018	0.003	6.157
1966/67	0.907	1.212	0.403	0.326	0.430	0.390	0.539	0.589	0.219	0.055	0.028	0.011	5.108
1967/68	0.503	2.152	0.630	0.379	1.069	0.788	0.607	0.586	0.057	0.010	0.087	0.058	6.926
1968/69	0.015	0.288	0.858	0.330	0.204	1.440	1.434	0.588	0.329	0.166	0.015	0.605	6.271
1969/70	0.101	0.279	0.840	1.727	0.521	0.163	0.231	0.304	0.461	0.003	0.060	0.016	4.707
1970/71	0.242	0.679	0.188	0.380	0.812	0.730	1.579	1.536	0.508	0.231	0.011	0.030	6.927
1971/72	0.292	1.106	1.068	0.244	1.702	1.347	0.792	0.853	0.512	0.149	0.388	0.948	9.404
1972/73	0.545	0.885	0.718	0.537	0.776	0.450	0.383	0.526	1.082	0.189	0.127	0.071	6.287
1973/74	0.280	0.184	1.752	1.011	1.200	2.302	0.684	0.306	0.356	0.081	0.557	0.081	8.796
1974/75	0.841	0.918	0.032	0.436	0.446	0.733	1.500	1.262	0.313	0.001	0.339	0.578	7.398
1975/76	0.076	1.111	0.500	0.116	0.607	0.459	1.528	0.321	0.306	0.302	0.317	0.187	5.831
1976/77	0.269	0.370	1.267	0.810	1.124	0.403	0.457	1.481	1.040	0.755	0.136	0.001	8.113
1977/78	0.396	0.073	0.634	0.336	1.762	0.910	1.469	0.951	0.671	0.002	0.083	0.094	7.383
1978/79	0.305	0.259	1.756	2.043	1.708	1.155	0.847	0.575	0.069	0.166	0.033	0.294	9.209
1979/80	0.895	0.867	0.798	0.547	0.404	1.031	0.661	1.152	0.324	0.032	0.138	0.013	6.862
1980/81	0.202	0.985	0.240	0.617	0.202	0.826	1.622	0.615	0.239	0.117	0.007	0.273	5.943
1981/82	0.070	0.001	2.062	0.395	0.342	0.210	0.058	0.379	0.057	0.026	0.048	0.105	3.753
1982/83	0.725	1.200	1.010	0.016	0.062	0.419	0.669	0.418	0.079	0.278	1.405	0.015	6.296
1983/84	0.038	0.079	1.163	0.443	0.574	0.502	0.693	1.822	0.512	0.019	0.027	0.058	5.930
1984/85	0.646	2.277	0.487	0.099	1.622	0.970	0.979	1.277	0.115	0.184	0.001	0.001	8.656
1985/86	0.033	0.563	0.521	0.772	0.671	0.787	0.862	0.512	0.160	0.017	0.011	0.388	5.297
1986/87	0.489	0.126	0.776	0.261	1.410	0.904	0.724	0.195	0.567	0.408	0.001	0.068	5.929
1987/88	1.016	0.645	0.441	1.335	0.940	0.285	2.437	0.761	0.713	0.024	0.009	0.020	8.628
1988/89	0.232	0.084	0.035	0.012	0.579	0.196	1.022	0.918	0.083	0.172	0.020	0.011	3.364
1989/90	0.016	0.383	1.222	0.649	0.037	0.103	1.101	0.797	0.531	0.009	0.056	0.093	4.998
1990/91	0.622	0.570	0.222	0.644	0.777	1.887	1.913	1.265	0.097	0.042	0.001	0.789	8.828
1991/92	0.677	1.476	0.137	0.021	0.068	1.131	0.735	0.764	1.246	0.113	0.169	0.054	6.592
1992/93	2.120	0.096	1.104	0.007	0.205	0.382	0.726	1.191	0.487	0.012	0.073	0.235	6.638
1993/94	1.274	0.411	0.584	1.151	0.780	0.183	0.284	0.478	0.179	0.008	0.001	0.187	5.520
1994/95	0.878	0.840	1.409	1.063	0.663	0.262	0.237	0.516	0.025	0.057	0.011	0.148	6.110
1995/96	0.012	0.503	2.765	1.501	0.836	0.668	0.577	0.740	0.224	0.299	0.152	0.212	8.487
1996/97	0.305	1.203	2.558	0.976	0.229	0.085	0.430	1.125	0.429	0.791	0.540	0.087	8.758
1997/98	0.228	1.781	1.792	0.351	0.280	0.421	1.085	0.853	0.311	0.059	0.018	0.238	7.417
1998/99	0.606	0.682	0.427	0.650	0.704	0.712	0.688	0.766	0.282	0.552	0.024	0.511	6.604
1999/00	0.996	1.136	1.284	0.213	0.260	0.383	1.216	0.353	0.171	0.042	0.033	0.083	6.172
2000/01	0.395	1.520	1.284	2.574	0.567	2.031	0.216	0.242	0.009	0.211	0.083	0.028	9.161
2001/02	0.361	0.622	0.015	0.628	0.442	0.512	0.402	1.033	0.335	0.112	0.454	0.052	4.969
2002/03	1.020	1.140	1.383	1.662	0.633	0.492	0.568	1.673	0.117	0.030	0.072	0.301	9.091
2003/04	1.644	0.917	0.748	1.450	0.523	0.525	0.976	1.031	0.175	0.069	0.076	0.257	8.391
2004/05	0.852	0.726	0.615	0.309	0.091	0.540	0.508	0.477	0.102	0.001	0.051	0.078	4.350
2005/06	1.036	1.457	0.726	0.165	0.663	1.115	0.955	0.179	0.480	0.086	0.112	0.283	7.256

2323. Arroyo de Roña, azud

1940/2005
(hm³)

Serie completa

	Oct	Nov	Dic	Ene	Feb	Mar	Abr	May	Jun	Jul	Ago	Sep	Total
Máximo	2,120	2,277	2,765	2,574	1,762	2,302	2,437	1,822	1,246	0,791	1,405	0,948	9,416
Mínimo	0,012	0,001	0,015	0,007	0,001	0,085	0,058	0,084	0,009	0,001	0,001	0,001	3,336
Media	0,507	0,685	0,848	0,587	0,657	0,712	0,790	0,724	0,332	0,126	0,134	0,193	6,296

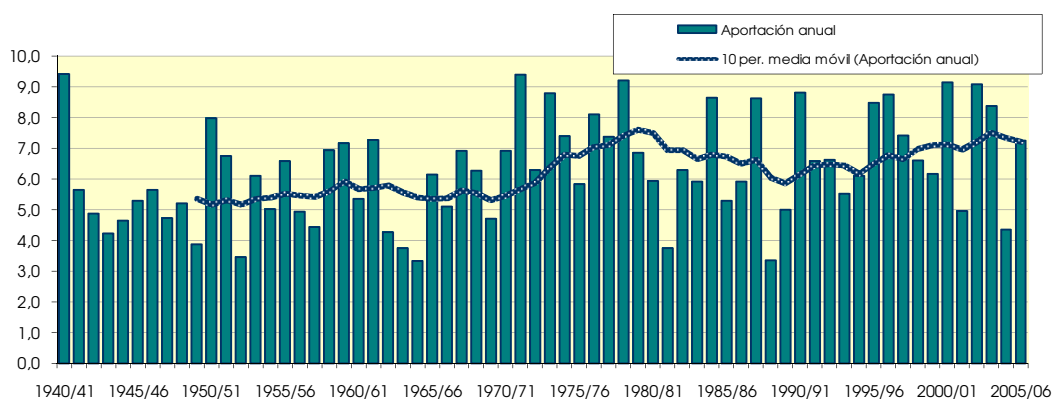
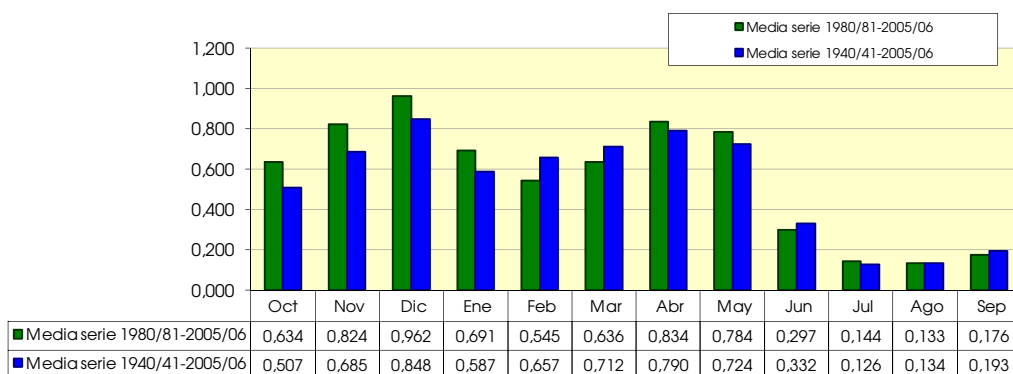
Percentil 1%	0,013	0,038	0,026	0,010	0,012	0,097	0,079	0,146	0,020	0,001	0,001	0,001	3,354
Percentil 5%	0,034	0,074	0,073	0,018	0,037	0,135	0,233	0,207	0,037	0,004	0,002	0,005	3,753
Percentil 10%	0,062	0,102	0,149	0,036	0,075	0,189	0,307	0,275	0,063	0,007	0,005	0,012	4,257
Percentil 25%	0,198	0,298	0,409	0,188	0,237	0,382	0,494	0,410	0,115	0,020	0,020	0,045	5,007
Percentil 50%	0,346	0,568	0,700	0,407	0,593	0,663	0,680	0,594	0,274	0,056	0,062	0,100	6,165
Desviación típica	0,451	0,511	0,626	0,553	0,485	0,476	0,468	0,418	0,270	0,172	0,214	0,209	1,670
Coef. variación	0,889	0,746	0,738	0,942	0,739	0,668	0,593	0,578	0,815	1,368	1,593	1,081	0,265

1980/2005
(hm³)

Serie para asignación y reserva

	Oct	Nov	Dic	Ene	Feb	Mar	Abr	May	Jun	Jul	Ago	Sep	Total
Máximo	2,120	2,277	2,765	2,574	1,622	2,031	2,437	1,822	1,246	0,791	1,405	0,789	9,161
Mínimo	0,012	0,001	0,015	0,007	0,037	0,085	0,058	0,179	0,009	0,001	0,001	0,001	3,364
Media	0,634	0,824	0,962	0,691	0,545	0,636	0,834	0,784	0,297	0,144	0,133	0,176	6,659

Percentil 1%	0,013	0,020	0,020	0,008	0,043	0,090	0,097	0,183	0,013	0,003	0,001	0,003	3,461
Percentil 5%	0,020	0,081	0,061	0,013	0,063	0,123	0,222	0,207	0,033	0,009	0,001	0,012	3,902
Percentil 10%	0,035	0,090	0,179	0,019	0,079	0,189	0,260	0,298	0,068	0,011	0,001	0,018	4,659
Percentil 25%	0,229	0,434	0,453	0,225	0,237	0,309	0,523	0,477	0,105	0,024	0,011	0,055	5,622
Percentil 50%	0,614	0,704	0,762	0,623	0,570	0,507	0,725	0,762	0,201	0,064	0,040	0,099	6,444
Desviación típica	0,526	0,578	0,729	0,628	0,390	0,488	0,532	0,430	0,273	0,190	0,291	0,180	1,698
Coef. variación	0,829	0,701	0,758	0,910	0,716	0,768	0,637	0,549	0,918	1,318	2,187	1,023	0,255



2325. Río Najerilla, azud toma, central hidroeléctrica de Anguiano

1940/2005
(hm³)

Serie completa

	Oct	Nov	Dic	Ene	Feb	Mar	Abr	May	Jun	Jul	Ago	Sep	Total
Máximo	49,405	74,502	101,660	122,091	110,723	138,191	69,587	69,082	36,970	34,008	24,454	34,967	537,497
Mínimo	1,445	3,104	3,555	2,172	3,752	5,257	7,598	6,486	5,706	1,387	1,899	1,173	116,070
Media	13,184	23,871	31,773	33,459	30,205	39,470	33,478	28,383	16,229	9,706	8,668	9,515	277,940

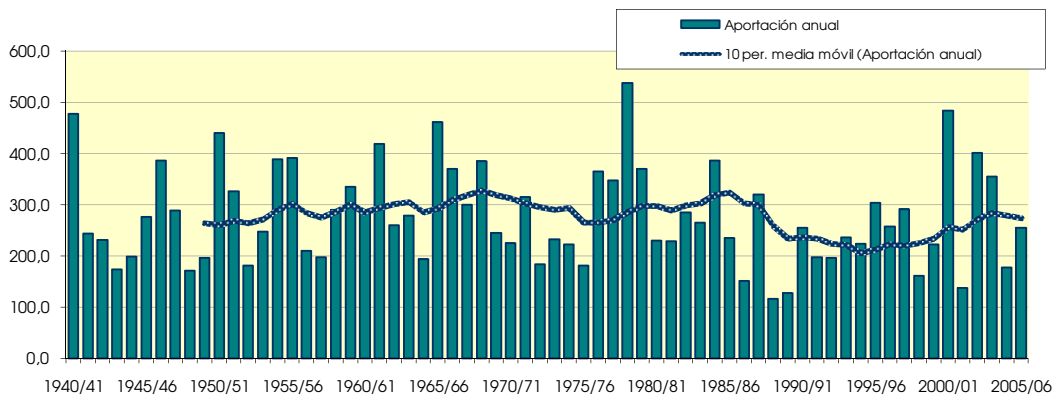
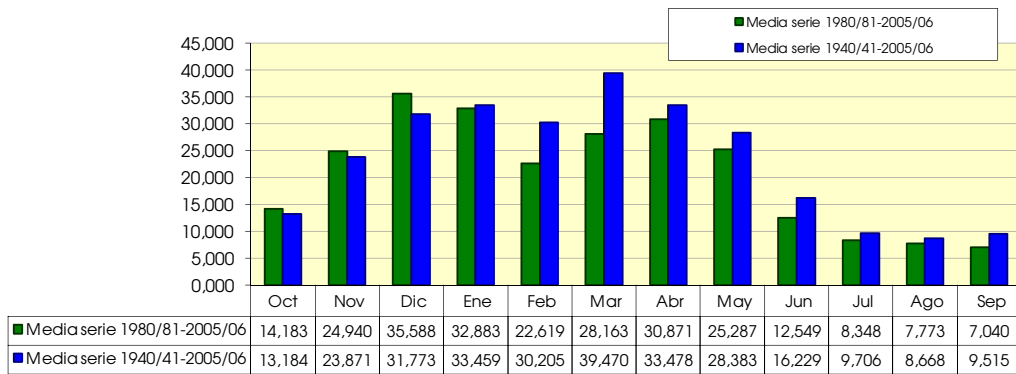
Percentil 1%	1,476	3,247	4,047	2,960	4,131	6,982	8,190	8,039	5,771	1,809	2,096	1,333	123,908
Percentil 5%	3,315	4,218	4,818	4,378	4,681	10,702	12,686	12,167	6,414	3,908	2,648	2,399	154,226
Percentil 10%	4,147	5,659	6,699	6,374	8,474	12,825	16,999	13,126	6,800	4,881	3,506	3,115	175,625
Percentil 25%	5,977	10,489	14,481	13,131	15,749	18,675	20,345	17,502	9,304	6,020	5,124	5,430	201,962
Percentil 50%	9,386	18,065	26,840	23,164	24,417	30,658	33,282	25,378	12,888	8,395	7,880	7,739	256,935
Desviación típica	10,424	18,431	23,991	29,488	22,597	29,512	14,549	14,121	9,052	5,901	5,122	6,632	94,622
Coef. variación	0,791	0,772	0,755	0,881	0,748	0,748	0,435	0,498	0,558	0,608	0,591	0,697	0,340

1980/2005
(hm³)

Serie para asignación y reserva

	Oct	Nov	Dic	Ene	Feb	Mar	Abr	May	Jun	Jul	Ago	Sep	Total
Máximo	38,962	74,502	101,642	122,091	69,411	124,877	69,587	48,993	33,840	19,280	24,454	14,207	484,160
Mínimo	1,445	4,201	4,312	2,172	3,752	5,257	7,598	8,875	6,404	2,036	2,903	1,173	116,070
Media	14,183	24,940	35,588	32,883	22,619	28,163	30,871	25,287	12,549	8,348	7,773	7,040	250,243

Percentil 1%	1,457	4,218	4,435	2,681	3,898	5,921	7,826	9,658	6,414	2,697	2,956	1,465	119,084
Percentil 5%	2,064	4,291	5,805	4,378	5,698	8,263	9,058	12,272	6,501	4,742	3,144	2,351	130,466
Percentil 10%	4,082	5,629	9,371	8,257	10,252	9,752	11,422	13,126	6,800	4,953	3,506	2,410	144,565
Percentil 25%	6,834	12,798	14,481	13,238	13,306	13,745	19,035	16,133	8,026	5,911	5,124	5,066	196,599
Percentil 50%	12,032	20,019	28,071	25,513	16,540	20,652	31,514	22,231	9,986	8,464	7,338	6,842	235,413
Desviación típica	10,084	18,634	25,742	27,605	14,848	24,295	15,793	11,455	6,944	3,495	4,473	3,360	88,369
Coef. variación	0,711	0,747	0,723	0,839	0,656	0,863	0,512	0,453	0,553	0,419	0,575	0,477	0,353



2327. Río Najerilla, azud toma, central hidroeléctrica de Anguano Cuevas

1940/2005
(hm³)

Serie completa

	Oct	Nov	Dic	Ene	Feb	Mar	Abr	May	Jun	Jul	Ago	Sep	Total
Máximo	52,530	78,977	105,080	127,014	113,642	139,802	74,425	72,525	38,741	35,177	27,259	35,996	554,310
Mínimo	1,475	3,287	4,197	2,193	4,299	5,450	8,081	6,604	5,755	1,396	1,909	1,198	122,157
Media	14,156	25,199	33,519	34,762	31,583	40,805	35,006	29,780	16,878	9,950	8,936	9,895	290,469

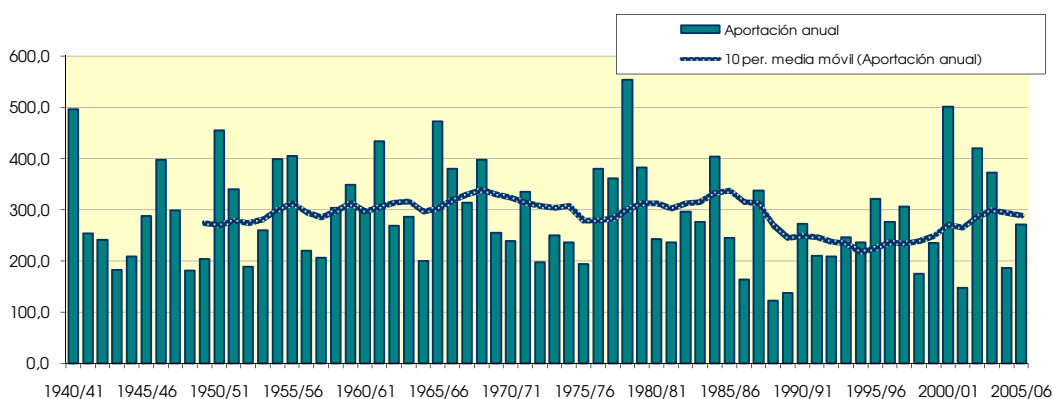
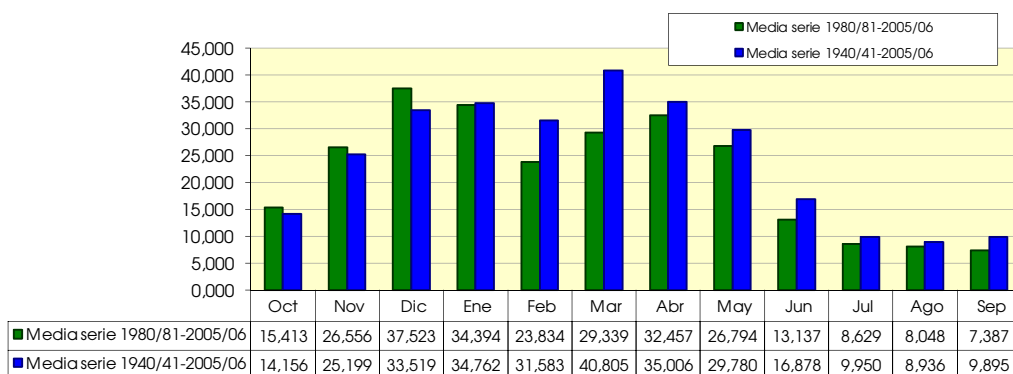
Percentil 1%	1,501	3,523	4,312	3,237	4,387	7,146	8,901	8,290	5,898	1,828	2,106	1,440	132,513
Percentil 5%	3,439	4,364	5,086	4,421	4,979	11,403	12,956	12,876	6,503	4,045	2,872	2,545	166,871
Percentil 10%	4,266	6,074	6,861	6,583	8,959	13,339	17,917	13,570	7,124	4,920	3,525	3,162	184,550
Percentil 25%	6,714	10,983	15,840	13,848	16,124	19,385	21,886	18,537	9,540	6,107	5,135	5,513	212,774
Percentil 50%	10,275	19,072	27,780	24,135	25,845	31,656	34,835	26,626	13,630	8,584	8,052	7,987	271,714
Desviación típica	11,198	19,264	24,911	30,403	23,338	30,093	15,177	14,715	9,462	6,108	5,373	6,891	96,491
Coef. variación	0,791	0,764	0,743	0,875	0,739	0,737	0,434	0,494	0,561	0,614	0,601	0,696	0,332

1980/2005
(hm³)

Serie para asignación y reserva

	Oct	Nov	Dic	Ene	Feb	Mar	Abr	May	Jun	Jul	Ago	Sep	Total
Máximo	41,196	78,977	105,080	127,014	72,358	128,829	74,425	52,438	34,733	20,745	27,259	14,774	501,737
Mínimo	1,475	4,355	4,374	2,193	4,299	5,450	8,081	9,198	6,452	2,060	2,910	1,198	122,157
Media	15,413	26,556	37,523	34,394	23,834	29,339	32,457	26,794	13,137	8,629	8,048	7,387	263,511

Percentil 1%	1,485	4,364	4,500	2,703	4,340	6,102	8,396	10,091	6,481	2,724	2,988	1,519	126,140
Percentil 5%	2,105	4,406	5,937	4,421	5,923	8,580	9,833	12,914	6,690	4,789	3,229	2,497	140,401
Percentil 10%	4,159	5,739	10,366	8,339	10,943	10,585	11,765	13,523	7,188	5,060	3,525	2,548	155,649
Percentil 25%	7,303	13,302	15,840	14,270	13,569	14,313	19,773	17,438	8,185	5,995	5,135	5,220	209,718
Percentil 50%	13,633	21,501	29,975	26,792	17,928	21,480	33,412	23,815	10,697	8,625	7,416	7,133	245,973
Desviación típica	10,987	19,681	26,897	28,764	15,369	25,047	16,598	12,036	7,337	3,733	4,972	3,592	90,987
Coef. variación	0,713	0,741	0,717	0,836	0,645	0,854	0,511	0,449	0,559	0,433	0,618	0,486	0,345



2330. Río Najerilla toma Canal Margen Izquierda

1940/2005
(hm³)

Serie completa

	Oct	Nov	Dic	Ene	Feb	Mar	Abr	May	Jun	Jul	Ago	Sep	Total
Máximo	53,297	80,128	105,662	128,336	114,320	140,180	75,838	73,499	39,145	35,450	27,916	36,211	558,952
Mínimo	1,512	3,344	4,427	2,234	4,522	5,533	8,276	6,673	5,826	1,473	2,010	1,244	123,735
Media	14,388	25,529	33,988	35,187	31,997	41,175	35,431	30,182	17,110	10,085	9,057	10,016	294,143

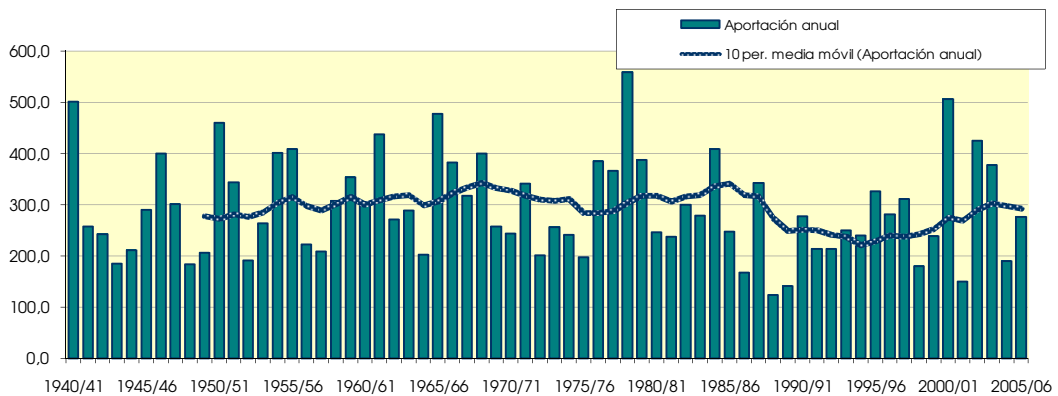
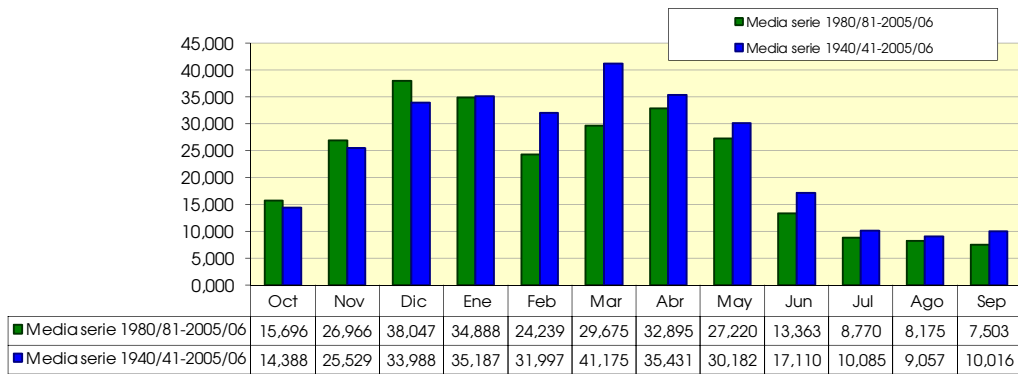
Percentil 1%	1,537	3,597	4,429	3,443	4,531	7,271	9,127	8,404	5,970	1,917	2,190	1,517	134,821
Percentil 5%	3,529	4,417	5,243	4,536	5,148	11,635	13,080	13,048	6,602	4,206	2,964	2,607	170,575
Percentil 10%	4,324	6,186	6,951	6,670	9,206	13,510	18,134	13,782	7,242	4,983	3,586	3,211	187,256
Percentil 25%	6,821	11,060	16,351	14,345	16,317	19,573	22,292	18,820	9,648	6,200	5,224	5,568	216,188
Percentil 50%	10,479	19,370	28,064	24,571	26,246	31,929	35,297	26,846	13,903	8,702	8,203	8,111	276,937
Desviación típica	11,371	19,470	25,119	30,629	23,502	30,230	15,347	14,882	9,566	6,152	5,428	6,939	97,099
Coef. variación	0,790	0,763	0,739	0,870	0,735	0,734	0,433	0,493	0,559	0,610	0,599	0,693	0,330

1980/2005
(hm³)

Serie para asignación y reserva

	Oct	Nov	Dic	Ene	Feb	Mar	Abr	May	Jun	Jul	Ago	Sep	Total
Máximo	41,609	80,128	105,662	128,336	73,074	129,846	75,838	53,355	35,032	21,082	27,916	14,994	506,525
Mínimo	1,512	4,400	4,430	2,234	4,522	5,533	8,276	9,335	6,543	2,157	2,983	1,244	123,735
Media	15,696	26,966	38,047	34,888	24,239	29,675	32,895	27,220	13,363	8,770	8,175	7,503	267,439

Percentil 1%	1,522	4,417	4,557	2,764	4,526	6,201	8,603	10,242	6,570	2,835	3,062	1,579	127,999
Percentil 5%	2,155	4,480	6,016	4,536	6,077	8,753	10,069	13,101	6,777	4,922	3,302	2,589	143,050
Percentil 10%	4,233	5,810	10,651	8,444	11,246	10,851	11,920	13,723	7,284	5,174	3,586	2,612	158,706
Percentil 25%	7,382	13,499	16,351	14,599	13,686	14,585	20,055	17,789	8,339	6,111	5,224	5,317	213,805
Percentil 50%	13,945	21,794	30,497	27,284	18,546	21,744	33,860	24,212	10,891	8,748	7,482	7,209	248,837
Desviación típica	11,183	19,934	27,165	29,090	15,490	25,227	16,808	12,206	7,453	3,781	5,082	3,642	91,828
Coef. variación	0,712	0,739	0,714	0,834	0,639	0,850	0,511	0,448	0,558	0,431	0,622	0,485	0,343



2332. Río Tobía

1940/2005
(hm³)

Serie completa

	Oct	Nov	Dic	Ene	Feb	Mar	Abr	May	Jun	Jul	Ago	Sep	Total
Máximo	4,925	5,986	6,842	6,379	5,511	5,424	6,434	5,519	3,455	2,008	3,983	2,297	29,646
Mínimo	0,048	0,056	0,119	0,112	0,108	0,179	0,301	0,086	0,098	0,064	0,053	0,062	8,641
Media	1,196	1,728	2,463	1,995	2,128	1,880	2,087	1,982	0,904	0,357	0,380	0,511	17,611

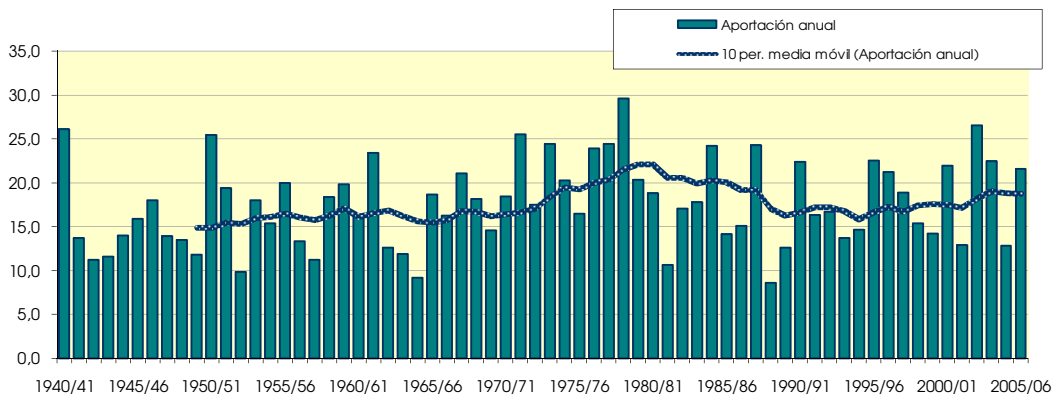
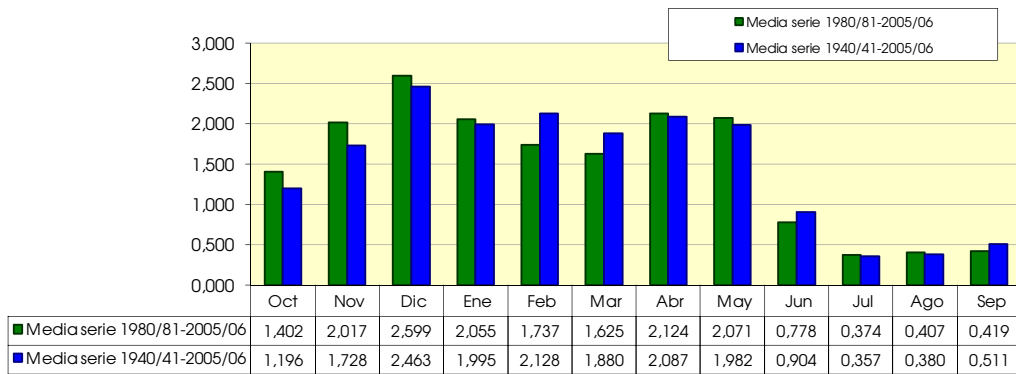
Percentil 1%	0,055	0,154	0,255	0,122	0,122	0,200	0,343	0,232	0,102	0,066	0,057	0,062	9,021
Percentil 5%	0,112	0,226	0,366	0,223	0,282	0,336	0,639	0,478	0,138	0,077	0,070	0,081	10,778
Percentil 10%	0,177	0,320	0,637	0,372	0,421	0,575	0,794	0,551	0,177	0,089	0,074	0,093	11,727
Percentil 25%	0,427	0,801	1,344	1,036	0,861	0,966	1,309	0,914	0,341	0,132	0,094	0,153	13,796
Percentil 50%	0,775	1,396	2,338	1,722	1,818	1,631	1,630	1,756	0,670	0,242	0,189	0,304	17,268
Desviación típica	1,074	1,332	1,569	1,497	1,499	1,238	1,255	1,282	0,784	0,374	0,578	0,501	4,867
Coef. variación	0,898	0,771	0,637	0,750	0,704	0,659	0,601	0,647	0,867	1,048	1,520	0,981	0,276

1980/2005
(hm³)

Serie para asignación y reserva

	Oct	Nov	Dic	Ene	Feb	Mar	Abr	May	Jun	Jul	Ago	Sep	Total
Máximo	4,925	5,986	6,842	6,379	4,234	5,325	6,434	5,519	3,455	1,671	3,983	1,541	26,530
Mínimo	0,048	0,056	0,119	0,112	0,129	0,179	0,301	0,330	0,105	0,064	0,053	0,062	8,641
Media	1,402	2,017	2,599	2,055	1,737	1,625	2,124	2,071	0,778	0,374	0,407	0,419	17,607

Percentil 1%	0,051	0,096	0,171	0,116	0,166	0,213	0,342	0,363	0,107	0,069	0,054	0,064	9,138
Percentil 5%	0,069	0,217	0,331	0,152	0,317	0,356	0,504	0,485	0,126	0,083	0,062	0,078	11,130
Percentil 10%	0,138	0,277	0,653	0,224	0,504	0,518	0,648	0,707	0,188	0,088	0,070	0,117	12,724
Percentil 25%	0,462	1,015	1,444	0,937	0,810	0,790	1,195	1,157	0,290	0,146	0,088	0,194	14,181
Percentil 50%	1,239	1,691	2,472	1,747	1,760	1,266	1,630	1,879	0,546	0,281	0,130	0,252	16,875
Desviación típica	1,184	1,501	1,741	1,598	1,115	1,203	1,429	1,279	0,775	0,356	0,818	0,354	4,693
Coef. variación	0,844	0,744	0,670	0,778	0,642	0,740	0,673	0,618	0,996	0,954	2,010	0,846	0,267



2333. Río Najerilla Piscifactoría Bobadilla

1940/2005
(hm³)

Serie completa

	Oct	Nov	Dic	Ene	Feb	Mar	Abr	May	Jun	Jul	Ago	Sep	Total
Máximo	60,254	90,612	112,662	139,438	122,453	144,360	89,258	83,516	43,049	37,812	35,012	38,866	604,715
Mínimo	1,633	3,782	4,823	2,408	4,806	5,967	9,552	6,852	6,010	1,633	2,226	1,369	137,448
Media	16,415	28,413	38,239	38,980	35,751	44,412	39,236	33,794	18,791	10,728	9,740	10,844	325,342

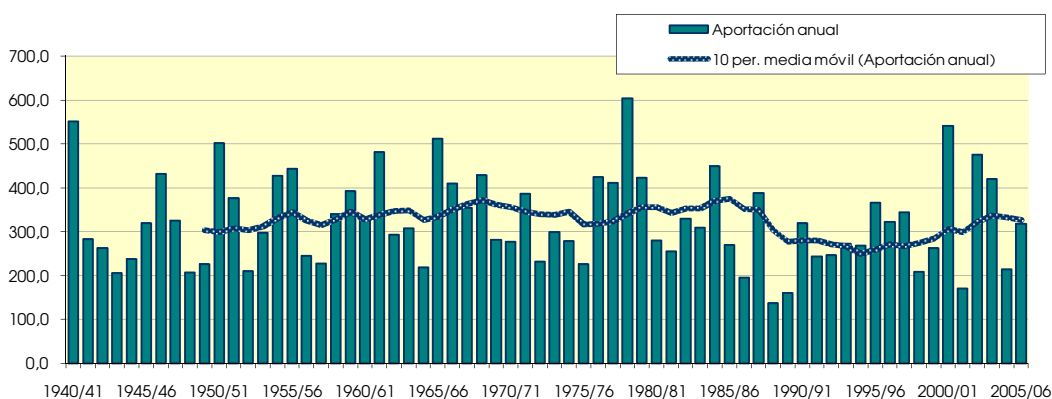
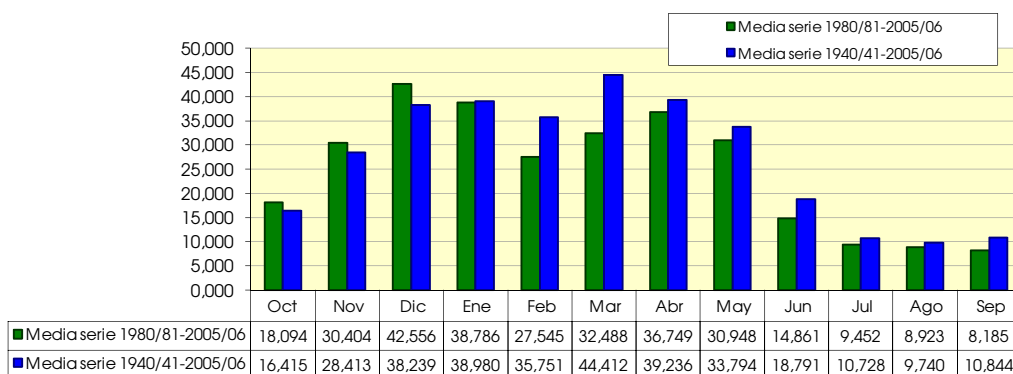
Percentil 1%	1,638	4,132	5,016	3,836	4,870	7,655	10,424	8,974	6,204	2,103	2,367	1,862	152,779
Percentil 5%	3,920	4,574	6,288	5,794	6,203	13,014	14,339	13,936	6,975	4,995	3,394	2,935	198,344
Percentil 10%	4,648	7,009	8,061	7,906	10,943	14,417	19,436	15,210	7,592	5,191	3,954	3,528	209,446
Percentil 25%	7,500	11,766	18,677	16,952	18,005	21,933	25,924	20,825	10,443	6,500	5,395	5,872	246,008
Percentil 50%	12,411	22,162	31,362	28,186	29,496	34,945	38,706	29,612	15,453	9,184	8,736	8,594	308,954
Desviación típica	13,175	21,453	27,262	32,967	25,503	31,620	17,226	16,809	10,771	6,610	6,122	7,564	103,274
Coef. variación	0,803	0,755	0,713	0,846	0,713	0,712	0,439	0,497	0,573	0,616	0,629	0,698	0,317

1980/2005
(hm³)

Serie para asignación y reserva

	Oct	Nov	Dic	Ene	Feb	Mar	Abr	May	Jun	Jul	Ago	Sep	Total
Máximo	50,103	90,612	112,662	139,438	79,377	138,027	89,258	62,241	38,883	23,825	35,012	16,474	541,183
Mínimo	1,633	4,509	4,823	2,408	4,904	5,967	9,552	10,116	6,762	2,356	3,136	1,369	137,448
Media	18,094	30,404	42,556	38,786	27,545	32,488	36,749	30,948	14,861	9,452	8,923	8,185	298,991

Percentil 1%	1,635	4,574	4,897	2,958	5,240	6,616	9,887	11,127	6,824	3,067	3,207	1,748	143,345
Percentil 5%	2,301	4,808	6,321	4,813	8,027	9,472	11,352	14,302	7,129	5,212	3,463	2,895	163,598
Percentil 10%	4,471	6,226	12,485	8,828	13,421	12,658	13,064	14,783	7,592	5,483	3,813	2,944	183,555
Percentil 25%	8,421	15,118	19,968	16,952	15,002	16,840	22,950	20,886	9,517	6,500	5,395	5,625	244,292
Percentil 50%	15,837	24,429	34,501	31,440	23,983	24,722	38,404	28,990	12,174	9,251	7,698	7,793	276,394
Desviación típica	13,184	22,305	29,731	31,904	16,721	26,811	19,098	14,129	8,776	4,256	6,397	4,098	98,652
Coef. variación	0,729	0,734	0,699	0,823	0,607	0,825	0,520	0,457	0,591	0,450	0,717	0,501	0,330



2335. Río Najerilla toma Canal Margen Derecha

1940/2005
(hm³)

Serie completa

	Oct	Nov	Dic	Ene	Feb	Mar	Abr	May	Jun	Jul	Ago	Sep	Total
Máximo	60,893	91,507	113,137	140,291	123,174	144,593	91,168	84,751	43,455	38,019	35,672	39,139	608,389
Mínimo	1,642	3,808	4,838	2,417	4,832	5,985	9,654	6,866	6,025	1,648	2,249	1,384	138,561
Media	16,573	28,631	38,555	39,335	36,059	44,653	39,572	34,130	18,955	10,785	9,801	10,917	327,967

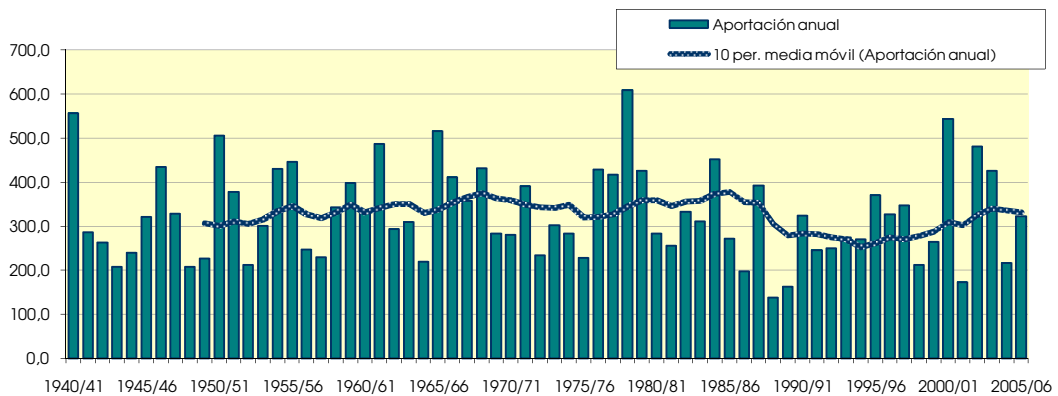
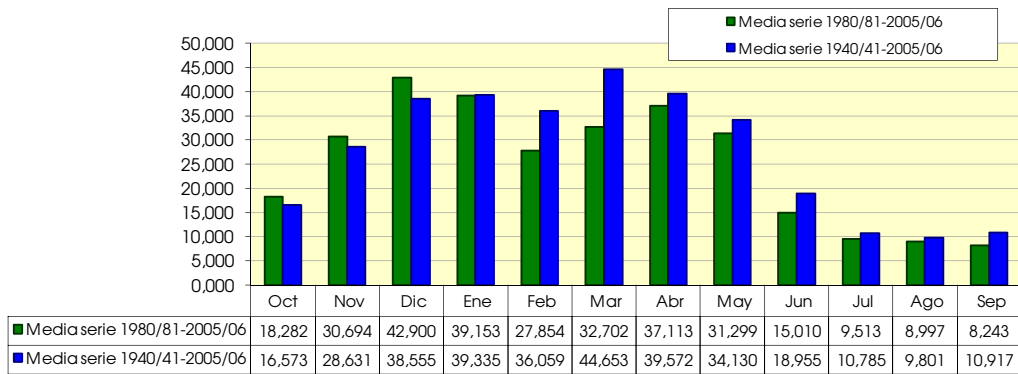
Percentil 1%	1,647	4,160	5,033	3,855	4,887	7,680	10,511	9,003	6,219	2,120	2,386	1,897	153,942
Percentil 5%	3,939	4,584	6,380	5,817	6,257	13,053	14,441	13,965	7,005	5,073	3,417	2,962	200,436
Percentil 10%	4,661	7,046	8,108	8,271	10,962	14,449	19,482	15,303	7,613	5,213	3,985	3,565	211,578
Percentil 25%	7,528	11,833	18,923	17,113	18,030	21,999	26,301	20,958	10,533	6,528	5,409	5,895	247,695
Percentil 50%	12,484	22,292	31,747	28,534	29,575	35,239	38,899	29,865	15,556	9,220	8,764	8,636	310,515
Desviación típica	13,350	21,633	27,440	33,177	25,664	31,722	17,476	17,052	10,923	6,652	6,192	7,629	103,932
Coef. variación	0,806	0,756	0,712	0,843	0,712	0,710	0,442	0,500	0,576	0,617	0,632	0,699	0,317

1980/2005
(hm³)

Serie para asignación y reserva

	Oct	Nov	Dic	Ene	Feb	Mar	Abr	May	Jun	Jul	Ago	Sep	Total
Máximo	51,338	91,507	113,137	140,291	79,625	138,487	91,168	63,575	39,850	24,024	35,672	16,594	543,180
Mínimo	1,642	4,518	4,838	2,417	4,917	5,985	9,654	10,154	6,781	2,374	3,151	1,384	138,561
Media	18,282	30,694	42,900	39,153	27,854	32,702	37,113	31,299	15,010	9,513	8,997	8,243	301,760

Percentil 1%	1,644	4,584	4,913	2,970	5,284	6,637	9,984	11,168	6,844	3,089	3,221	1,763	144,477
Percentil 5%	2,315	4,821	6,342	4,839	8,134	9,523	11,416	14,373	7,151	5,239	3,483	2,915	164,881
Percentil 10%	4,492	6,248	12,537	8,858	13,493	12,770	13,134	14,876	7,613	5,506	3,842	2,969	185,463
Percentil 25%	8,475	15,252	20,220	17,113	15,109	17,008	23,210	21,105	9,565	6,528	5,409	5,650	246,901
Percentil 50%	15,908	24,638	34,903	31,787	24,591	24,964	38,737	29,428	12,224	9,277	7,721	7,852	278,625
Desviación típica	13,376	22,530	29,957	32,189	16,783	26,908	19,427	14,398	8,965	4,296	6,525	4,145	99,376
Coef. variación	0,732	0,734	0,698	0,822	0,603	0,823	0,523	0,460	0,597	0,452	0,725	0,503	0,329



2340. Río Cardenas

1940/2005
(hm³)

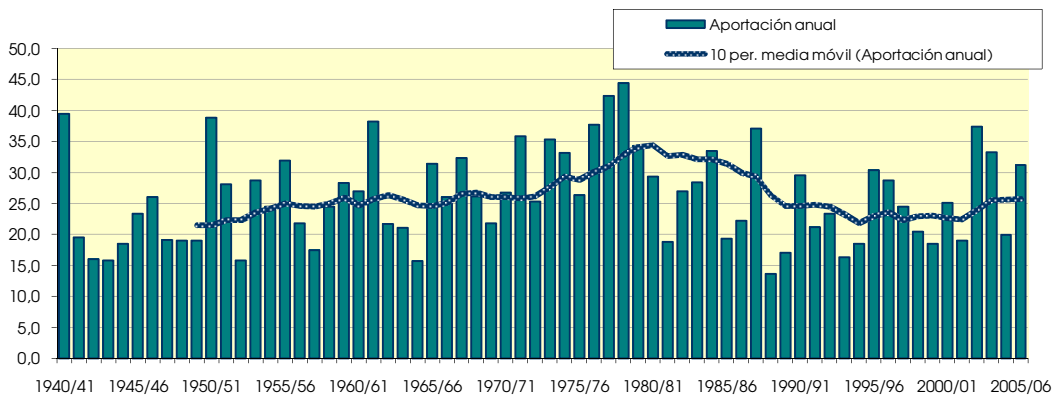
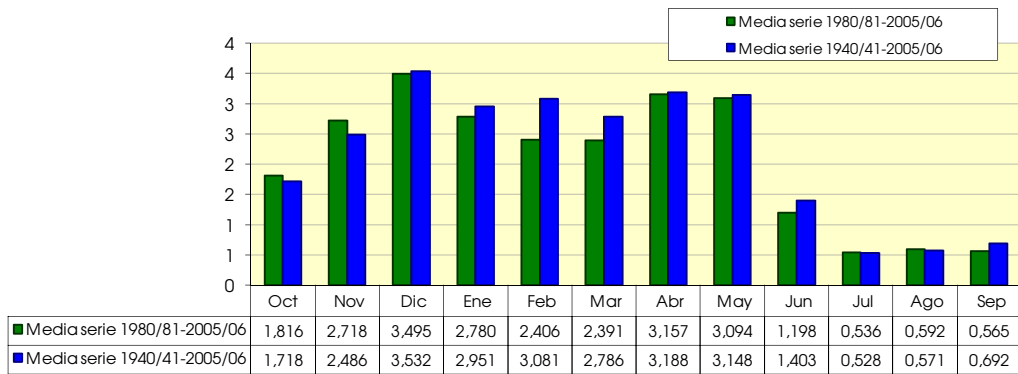
Serie completa

	Oct	Nov	Dic	Ene	Feb	Mar	Abr	May	Jun	Jul	Ago	Sep	Total
Máximo	6,171	8,085	8,825	8,734	9,251	7,761	9,740	8,655	5,455	2,807	5,995	2,895	44,428
Mínimo	0,048	0,251	0,245	0,140	0,137	0,226	0,436	0,148	0,134	0,085	0,083	0,096	13,608
Media	1,718	2,486	3,532	2,951	3,081	2,786	3,188	3,148	1,403	0,528	0,571	0,692	26,083
Percentil 1%	0,055	0,382	0,318	0,273	0,139	0,371	0,543	0,278	0,178	0,092	0,085	0,097	14,947
Percentil 5%	0,209	0,536	0,770	0,484	0,351	0,543	0,831	0,610	0,216	0,103	0,101	0,148	15,854
Percentil 10%	0,327	0,670	1,206	0,623	0,641	0,985	1,325	0,924	0,357	0,121	0,119	0,166	17,236
Percentil 25%	0,705	1,171	2,178	1,534	1,493	1,385	1,897	1,384	0,518	0,189	0,151	0,256	19,363
Percentil 50%	1,217	2,063	3,171	2,492	2,574	2,506	2,705	2,496	1,060	0,318	0,273	0,441	25,664
Desviación típica	1,428	1,814	2,068	2,015	2,197	1,702	1,874	2,210	1,275	0,539	0,855	0,602	7,474
Coef. variación	0,831	0,730	0,586	0,683	0,713	0,611	0,588	0,702	0,909	1,022	1,498	0,870	0,287

1980/2005
(hm³)

Serie para asignación y reserva

	Oct	Nov	Dic	Ene	Feb	Mar	Abr	May	Jun	Jul	Ago	Sep	Total
Máximo	6,171	8,085	8,825	8,265	5,551	6,181	9,740	8,655	5,455	2,098	5,995	1,766	37,409
Mínimo	0,048	0,251	0,245	0,140	0,137	0,226	0,436	0,349	0,134	0,085	0,083	0,096	13,608
Media	1,816	2,718	3,495	2,780	2,406	2,391	3,157	3,094	1,198	0,536	0,592	0,565	24,748
Percentil 1%	0,051	0,318	0,273	0,191	0,192	0,294	0,477	0,361	0,157	0,088	0,084	0,100	14,292
Percentil 5%	0,087	0,536	0,457	0,354	0,385	0,578	0,636	0,533	0,248	0,102	0,088	0,121	16,520
Percentil 10%	0,210	0,618	1,025	0,431	0,627	0,886	0,919	1,041	0,344	0,111	0,103	0,153	17,763
Percentil 25%	0,797	1,453	1,747	1,261	1,162	1,247	1,860	1,644	0,455	0,221	0,136	0,305	19,118
Percentil 50%	1,539	2,355	3,035	2,427	2,356	2,186	2,950	2,309	0,724	0,393	0,170	0,403	23,911
Desviación típica	1,493	1,973	2,317	2,058	1,485	1,515	2,082	2,149	1,333	0,479	1,243	0,412	6,641
Coef. variación	0,822	0,726	0,663	0,740	0,617	0,634	0,659	0,694	1,112	0,892	2,100	0,730	0,268



2342. Río Najerilla aguas arriba de río Tuerto

1940/2005
(hm³)

Serie completa

	Oct	Nov	Dic	Ene	Feb	Mar	Abr	May	Jun	Jul	Ago	Sep	Total
Máximo	67,128	101,115	121,597	148,797	133,947	149,861	104,343	96,416	50,625	40,608	43,060	41,571	659,889
Mínimo	1,713	4,314	5,399	2,809	4,999	6,501	10,916	7,036	6,264	1,770	2,469	1,518	153,489
Media	18,549	31,459	42,598	42,879	39,669	47,913	43,460	37,996	20,695	11,408	10,468	11,706	358,799

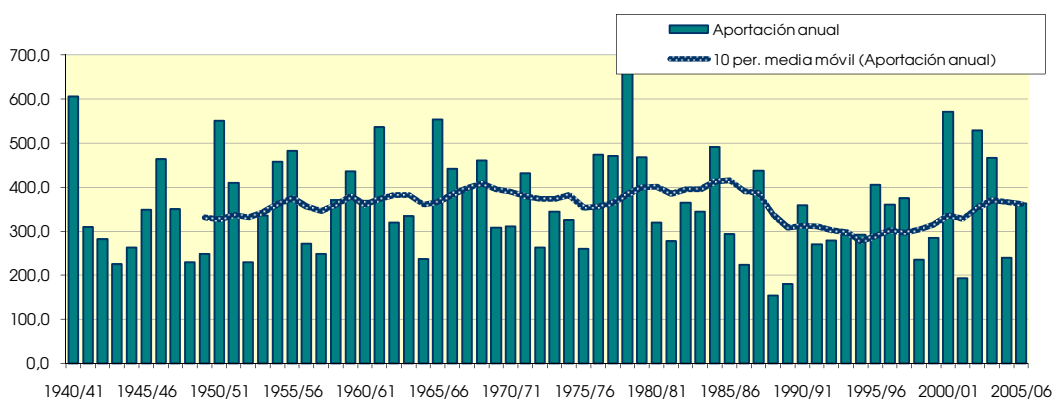
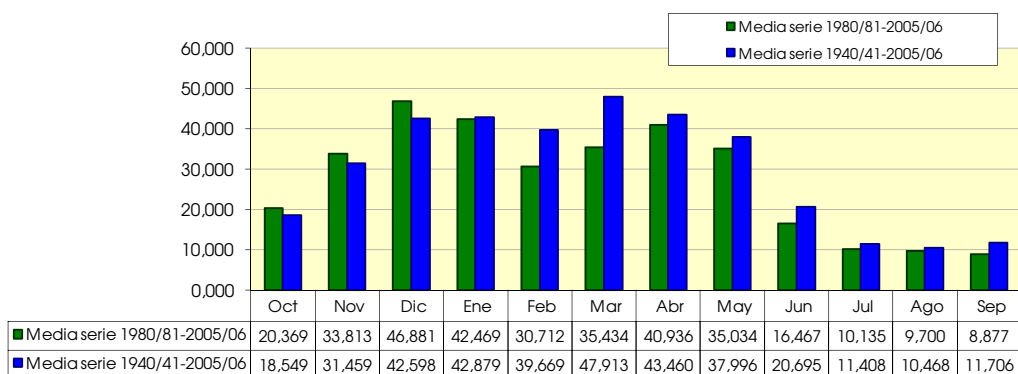
Percentil 1%	1,722	4,619	5,538	4,104	5,187	8,039	11,506	9,940	6,457	2,246	2,544	2,415	171,026
Percentil 5%	4,400	5,410	7,879	6,737	6,935	13,810	16,087	14,597	7,418	5,229	3,608	3,315	224,095
Percentil 10%	4,919	7,921	9,697	9,438	12,031	15,293	20,434	17,160	7,985	5,456	4,339	3,902	232,506
Percentil 25%	8,264	13,234	21,034	19,604	18,836	24,327	29,731	22,473	11,348	6,789	5,618	6,427	272,556
Percentil 50%	13,817	24,826	36,555	31,950	31,697	39,188	41,823	34,075	17,170	9,561	9,011	9,224	344,193
Desviación típica	14,993	23,502	29,441	35,313	27,962	33,252	19,576	19,548	12,347	7,159	6,963	8,186	111,613
Coef. variación	0,808	0,747	0,691	0,824	0,705	0,694	0,450	0,514	0,597	0,628	0,665	0,699	0,311

1980/2005
(hm³)

Serie para asignación y reserva

	Oct	Nov	Dic	Ene	Feb	Mar	Abr	May	Jun	Jul	Ago	Sep	Total
Máximo	59,515	101,115	121,597	148,797	85,206	145,255	104,343	76,388	46,686	26,401	43,060	17,603	570,752
Mínimo	1,713	4,783	5,399	2,809	5,288	6,501	10,916	11,504	7,026	2,502	3,281	1,518	153,489
Media	20,369	33,813	46,881	42,469	30,712	35,434	40,936	35,034	16,467	10,135	9,700	8,877	330,828

Percentil 1%	1,716	4,918	5,453	3,307	6,007	7,092	11,143	12,296	7,160	3,223	3,344	1,952	160,234
Percentil 5%	2,450	5,410	6,802	5,061	9,508	10,081	12,170	14,846	7,647	5,421	3,608	3,267	183,821
Percentil 10%	4,740	7,011	13,424	9,330	14,280	13,894	14,249	16,313	7,985	5,783	4,022	3,360	208,685
Percentil 25%	9,308	17,232	22,731	19,660	16,390	19,259	25,295	22,957	10,087	6,851	5,532	5,907	271,842
Percentil 50%	17,179	27,479	39,103	35,531	28,621	27,368	42,991	33,454	13,099	9,561	7,964	8,409	306,109
Desviación típica	15,091	24,569	32,300	34,532	18,004	28,326	21,901	16,850	10,533	4,738	7,941	4,506	106,152
Coef. variación	0,741	0,727	0,689	0,813	0,586	0,799	0,535	0,481	0,640	0,467	0,819	0,508	0,321



2343. Río Tuerco

(hm ²)	Oct	Nov	Dic	Ene	Feb	Mar	Abr	May	Jun	Jul	Ago	Sep	Total
1940/41	0.830	0.173	0.543	1.687	2.123	0.600	0.833	3.687	0.914	0.252	0.060	0.063	11.765
1941/42	0.037	0.068	0.059	0.806	0.073	0.091	1.206	0.048	0.390	0.020	0.070	0.027	2.896
1942/43	0.024	0.030	0.152	0.056	0.481	0.031	0.223	0.189	0.011	0.016	0.010	0.100	1.322
1943/44	0.010	0.076	0.181	0.016	0.488	0.118	0.215	0.488	0.083	0.017	0.010	0.066	1.768
1944/45	0.194	0.079	0.477	1.159	0.038	0.120	0.057	0.172	0.046	0.008	0.168	0.009	2.527
1945/46	0.029	0.022	0.223	0.051	0.007	0.051	0.898	1.684	0.028	0.016	0.015	0.012	3.036
1946/47	0.010	0.009	0.527	0.131	1.194	0.392	0.036	0.492	0.017	0.011	0.010	0.098	2.927
1947/48	0.009	0.009	0.240	1.133	0.093	0.179	0.195	0.093	0.009	0.010	0.011	0.008	1.990
1948/49	0.019	0.011	0.007	0.007	0.010	0.659	0.257	0.492	0.280	0.009	0.036	0.351	2.139
1949/50	0.013	0.062	0.163	0.087	0.338	0.102	0.932	0.678	0.080	0.022	0.018	0.011	2.505
1950/51	0.074	0.043	1.233	0.722	1.450	1.996	0.861	1.776	1.545	0.062	0.096	0.060	9.919
1951/52	0.345	0.274	0.250	0.450	0.464	1.350	1.154	0.267	0.128	0.459	0.040	0.025	5.206
1952/53	0.087	0.202	0.398	0.404	0.529	0.024	0.502	0.021	0.660	0.020	0.018	0.026	2.892
1953/54	2.045	0.030	0.173	1.713	1.528	0.994	0.472	1.748	0.392	0.054	0.038	0.033	9.219
1954/55	0.025	0.167	0.085	0.693	1.881	0.307	0.384	0.283	0.448	0.174	0.017	0.025	4.488
1955/56	0.321	0.031	0.882	1.399	0.038	1.607	2.833	2.087	0.080	0.052	0.142	0.062	9.534
1956/57	0.078	0.394	0.090	0.247	0.313	0.120	0.307	1.505	1.042	0.028	0.024	0.023	4.170
1957/58	0.020	0.064	0.060	0.366	0.495	0.391	0.147	0.187	0.266	0.023	0.040	0.014	2.074
1958/59	0.020	0.075	0.930	0.293	0.032	0.478	0.214	0.857	0.297	0.056	0.021	0.379	3.650
1959/60	1.600	1.040	4.267	3.002	1.967	1.824	0.126	0.112	0.082	0.054	0.044	0.055	14.173
1960/61	1.775	0.371	4.634	1.578	0.110	0.096	0.871	1.438	0.066	0.049	0.046	0.135	11.169
1961/62	0.397	3.985	0.663	4.162	3.989	3.180	1.434	0.970	0.221	0.084	0.069	0.061	19.215
1962/63	0.065	0.117	0.244	0.350	0.261	0.605	0.169	0.080	1.028	0.042	0.028	0.077	3.067
1963/64	0.022	0.229	0.205	0.071	0.935	1.036	0.754	0.118	0.019	0.019	0.014	0.017	3.439
1964/65	0.076	0.045	0.183	0.509	0.274	0.829	0.508	0.073	0.015	0.012	0.011	0.076	2.612
1965/66	1.056	0.599	1.167	1.099	2.749	0.601	1.180	0.725	0.837	0.078	0.038	0.034	10.164
1966/67	0.827	1.339	0.414	0.511	0.190	0.427	0.450	0.303	0.091	0.023	0.016	0.016	4.608
1967/68	0.090	2.180	0.938	0.315	1.881	0.997	0.965	1.368	0.077	0.042	0.039	0.033	8.925
1968/69	0.026	0.049	0.130	0.060	0.046	0.675	1.934	0.491	0.172	0.083	0.023	0.171	3.859
1969/70	0.019	0.022	0.491	1.200	0.345	0.092	0.093	0.123	0.279	0.014	0.018	0.012	2.707
1970/71	0.036	0.132	0.177	0.656	0.145	0.510	1.770	3.547	0.501	0.174	0.044	0.037	7.730
1971/72	0.040	0.370	0.581	0.941	2.660	1.340	0.794	1.018	0.597	0.046	0.233	0.545	9.166
1972/73	0.166	0.428	0.576	0.588	1.173	0.247	0.252	0.386	1.574	0.208	0.194	0.077	5.869
1973/74	0.029	0.033	1.130	0.320	1.643	3.243	1.987	0.220	0.207	0.041	0.086	0.031	8.970
1974/75	0.411	0.414	0.051	0.375	0.241	1.301	3.677	2.894	0.586	0.043	0.120	0.080	10.194
1975/76	0.025	0.697	0.841	0.155	0.436	0.130	2.093	0.249	0.131	0.141	0.081	0.069	5.048
1976/77	0.096	0.107	0.969	1.182	0.504	0.272	0.741	2.285	2.677	1.036	0.119	0.031	10.018
1977/78	0.075	0.045	0.293	1.948	1.774	1.483	3.570	3.429	2.206	0.064	0.051	0.040	14.978
1978/79	0.209	0.095	0.501	2.116	2.437	2.005	1.631	0.885	0.066	0.048	0.039	0.105	10.135
1979/80	0.476	0.774	1.187	1.189	0.674	2.398	0.884	2.251	0.626	0.093	0.074	0.037	10.662
1980/81	0.049	0.440	1.173	0.997	0.769	0.606	3.500	0.397	0.272	0.065	0.027	0.082	8.376
1981/82	0.027	0.017	0.937	0.331	0.432	0.199	0.039	0.456	0.050	0.013	0.011	0.014	2.528
1982/83	0.328	0.674	1.925	0.066	0.650	0.771	0.654	0.246	0.031	0.067	1.281	0.031	6.724
1983/84	0.026	0.032	0.222	0.331	1.161	0.493	0.504	2.057	0.401	0.026	0.020	0.019	5.293
1984/85	0.135	1.481	0.266	0.629	0.621	1.458	0.757	1.532	0.135	0.047	0.023	0.020	7.105
1985/86	0.018	0.177	0.041	0.344	0.760	0.446	0.853	0.243	0.014	0.012	0.011	0.029	2.948
1986/87	0.062	0.009	0.210	0.638	1.308	0.786	0.386	0.144	0.065	0.079	0.011	0.013	3.710
1987/88	0.212	0.213	0.128	0.329	0.413	0.464	4.486	1.560	3.322	0.414	0.065	0.053	11.660
1988/89	0.050	0.038	0.032	0.030	0.036	0.032	0.437	0.547	0.026	0.116	0.016	0.014	1.375
1989/90	0.012	0.072	0.169	0.211	0.010	0.039	0.467	0.299	0.166	0.009	0.010	0.015	1.478
1990/91	0.039	0.100	0.257	0.284	0.867	0.792	3.370	0.953	0.064	0.028	0.022	0.117	6.892
1991/92	0.068	0.319	0.030	0.057	0.015	0.664	0.254	0.358	1.873	0.053	0.057	0.034	3.781
1992/93	1.002	0.060	0.315	0.026	0.308	0.344	0.468	1.017	0.537	0.029	0.032	0.084	4.223
1993/94	0.190	0.063	0.276	0.274	0.243	0.127	0.238	0.123	0.035	0.012	0.012	0.042	1.636
1994/95	0.311	0.234	0.284	1.201	0.970	0.539	0.295	0.163	0.023	0.044	0.017	0.017	4.098
1995/96	0.012	0.111	1.259	0.900	2.467	1.195	1.297	0.585	0.087	0.054	0.033	0.042	8.042
1996/97	0.032	0.212	2.415	1.636	0.086	0.041	0.138	1.334	0.476	0.462	0.563	0.033	7.426
1997/98	0.036	1.399	1.734	0.189	0.257	0.347	0.838	0.622	0.122	0.030	0.024	0.029	5.628
1998/99	0.115	0.124	0.081	0.780	1.192	0.204	0.274	0.529	0.036	0.185	0.016	0.151	3.685
1999/00	0.099	0.360	0.563	0.149	0.031	0.171	0.509	0.571	0.057	0.020	0.014	0.016	2.560
2000/01	0.068	0.281	0.176	2.085	0.174	1.653	0.089	0.042	0.025	0.036	0.021	0.017	4.669
2001/02	0.045	0.092	0.019	0.143	0.123	0.054	0.267	1.265	0.202	0.036	0.076	0.012	2.335
2002/03	0.992	0.225	0.610	4.117	1.359	0.425	0.387	3.682	0.090	0.038	0.042	0.066	12.033
2003/04	1.786	0.335	0.320	3.122	1.351	1.161	1.628	2.177	0.186	0.062	0.053	0.115	12.297
2004/05	0.123	0.341	0.617	0.363	0.982	0.270	0.770	0.378	0.021	0.015	0.015	0.013	3.908
2005/06	0.883	3.334	1.487	0.969	1.591	1.220	1.737	0.209	0.604	0.079	0.038	0.048	12.199

2343. Río Tuerito

1940/2005
(hm³)

Serie completa

	Oct	Nov	Dic	Ene	Feb	Mar	Abr	May	Jun	Jul	Ago	Sep	Total
Máximo	2,045	3,985	4,634	4,162	3,989	3,243	4,486	3,687	3,322	1,036	1,281	0,545	19,215
Mínimo	0,009	0,009	0,007	0,007	0,007	0,024	0,036	0,021	0,009	0,008	0,010	0,008	1,322
Media	0,279	0,388	0,634	0,817	0,821	0,718	0,943	0,927	0,420	0,087	0,072	0,065	6,172

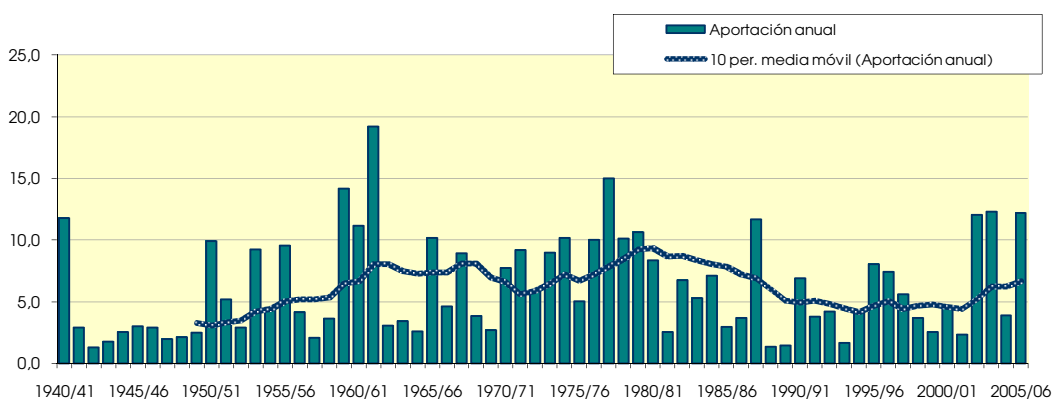
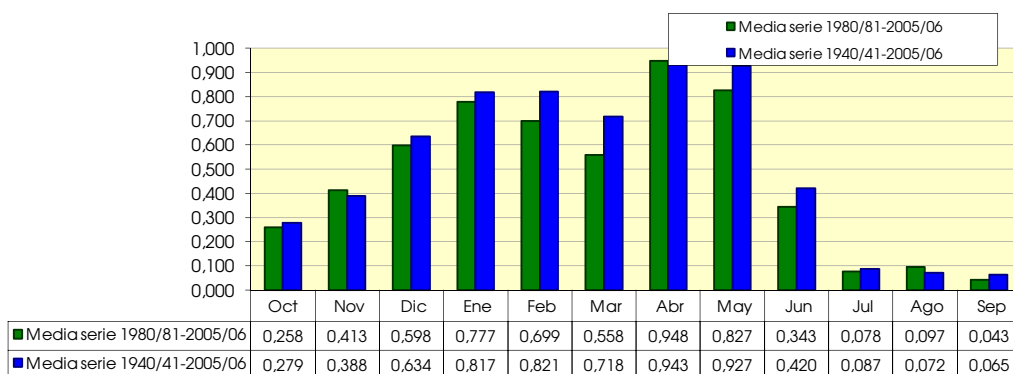
Percentil 1%	0,010	0,009	0,015	0,013	0,009	0,029	0,038	0,035	0,010	0,009	0,010	0,009	1,357
Percentil 5%	0,012	0,013	0,034	0,036	0,019	0,039	0,090	0,075	0,015	0,010	0,011	0,012	1,669
Percentil 10%	0,018	0,026	0,060	0,059	0,037	0,073	0,143	0,115	0,022	0,012	0,011	0,013	2,107
Percentil 25%	0,027	0,052	0,174	0,220	0,178	0,173	0,260	0,225	0,059	0,020	0,016	0,018	2,903
Percentil 50%	0,071	0,128	0,304	0,479	0,492	0,486	0,581	0,511	0,151	0,044	0,033	0,034	4,639
Desviación típica	0,472	0,711	0,846	0,912	0,843	0,725	0,996	0,967	0,652	0,153	0,170	0,089	4,001
Coef. variación	1,692	1,830	1,334	1,115	1,027	1,009	1,056	1,043	1,553	1,758	2,366	1,383	0,648

1980/2005
(hm³)

Serie para asignación y reserva

	Oct	Nov	Dic	Ene	Feb	Mar	Abr	May	Jun	Jul	Ago	Sep	Total
Máximo	1,786	3,334	2,415	4,117	2,467	1,653	4,486	3,682	3,322	0,462	1,281	0,151	12,297
Mínimo	0,012	0,009	0,019	0,026	0,010	0,032	0,039	0,042	0,014	0,009	0,010	0,012	1,375
Media	0,258	0,413	0,598	0,777	0,699	0,558	0,948	0,827	0,343	0,078	0,097	0,043	5,639

Percentil 1%	0,012	0,011	0,022	0,027	0,011	0,033	0,052	0,063	0,016	0,010	0,010	0,012	1,401
Percentil 5%	0,014	0,021	0,030	0,037	0,019	0,039	0,101	0,128	0,022	0,012	0,011	0,013	1,517
Percentil 10%	0,022	0,035	0,036	0,061	0,033	0,047	0,188	0,153	0,024	0,013	0,011	0,013	1,986
Percentil 25%	0,037	0,077	0,170	0,195	0,192	0,200	0,279	0,259	0,035	0,026	0,015	0,017	3,132
Percentil 50%	0,068	0,212	0,280	0,337	0,636	0,455	0,486	0,538	0,088	0,041	0,022	0,030	4,446
Desviación típica	0,428	0,702	0,665	0,990	0,611	0,459	1,141	0,836	0,715	0,113	0,264	0,038	3,430
Coef. variación	1,657	1,698	1,112	1,274	0,874	0,822	1,204	1,011	2,083	1,440	2,734	0,867	0,608



2348. Río Yalde

(hm ²)	Oct	Nov	Dic	Ene	Feb	Mar	Abr	May	Jun	Jul	Ago	Sep	Total
1940/41	1.851	0.614	1.491	2.358	3.709	1.678	1.906	4.418	1.633	0.580	0.612	0.302	21.152
1941/42	0.115	0.805	0.688	2.179	0.664	0.681	3.518	0.359	1.018	0.078	0.720	0.150	10.975
1942/43	0.448	0.433	1.042	0.767	1.442	0.241	0.635	0.751	0.191	0.164	0.221	0.298	6.634
1943/44	0.075	0.721	1.661	0.238	1.033	0.478	0.794	1.101	0.549	0.061	0.050	0.157	6.918
1944/45	0.740	0.551	1.438	1.851	0.783	0.920	0.924	0.632	0.334	0.066	1.335	0.042	9.615
1945/46	0.231	0.391	0.919	0.220	0.230	0.482	3.222	3.754	0.302	0.096	0.113	0.048	10.006
1946/47	0.067	0.114	1.966	0.863	3.088	1.080	0.391	1.654	0.228	0.070	0.070	0.575	10.166
1947/48	0.193	0.221	1.175	3.529	0.532	0.768	0.726	0.480	0.143	0.136	0.078	0.052	8.034
1948/49	0.239	0.235	0.150	0.195	0.262	1.622	1.069	1.363	0.875	0.063	0.380	1.093	7.546
1949/50	0.246	0.604	0.710	0.589	0.840	0.423	2.146	1.152	0.281	0.110	0.099	0.032	7.231
1950/51	0.447	0.328	2.695	1.326	1.820	1.766	1.109	1.312	1.360	0.169	0.197	0.276	12.804
1951/52	0.743	0.523	0.693	1.497	1.308	1.510	1.382	0.448	0.378	0.718	0.099	0.082	9.378
1952/53	0.711	0.976	1.205	1.213	0.858	0.152	1.124	0.087	1.334	0.052	0.050	0.143	7.906
1953/54	3.170	0.283	0.425	2.037	2.253	1.380	0.588	1.805	0.834	0.153	0.084	0.117	13.128
1954/55	0.142	0.660	0.258	1.470	2.052	0.489	0.963	0.647	0.931	0.252	0.161	0.097	8.121
1955/56	0.627	0.255	1.670	1.811	0.063	1.285	2.234	1.679	0.231	0.078	0.340	0.328	10.602
1956/57	0.190	1.090	0.352	0.240	0.601	0.541	0.953	1.637	1.729	0.085	0.052	0.074	7.545
1957/58	0.171	0.487	0.217	1.528	0.681	0.798	0.541	0.806	0.583	0.074	0.187	0.077	6.151
1958/59	0.155	0.544	2.292	1.161	0.208	1.373	0.842	1.585	0.620	0.159	0.081	1.330	10.349
1959/60	2.849	1.689	6.173	3.756	1.912	1.748	0.513	0.591	0.342	0.151	0.048	0.195	19.968
1960/61	2.554	0.947	5.674	1.851	0.334	0.267	1.478	2.038	0.299	0.076	0.101	0.359	15.977
1961/62	1.447	4.228	1.465	3.155	3.198	2.015	1.456	2.612	0.433	0.123	0.075	0.221	20.430
1962/63	0.248	0.649	0.577	0.866	0.654	1.405	0.696	0.411	2.467	0.164	0.146	0.235	8.518
1963/64	0.119	0.622	0.557	0.240	1.685	2.117	1.794	0.403	0.069	0.104	0.049	0.107	7.866
1964/65	0.398	0.457	0.794	1.864	0.804	1.320	1.267	0.382	0.091	0.036	0.037	0.261	7.709
1965/66	2.000	1.368	1.988	1.812	2.917	1.210	1.886	1.127	1.351	0.271	0.064	0.098	16.093
1966/67	1.492	2.438	0.895	0.955	0.384	0.749	0.846	0.695	0.315	0.120	0.047	0.073	9.010
1967/68	0.559	4.497	2.125	1.081	1.626	1.405	1.564	1.602	0.164	0.072	0.119	0.108	14.921
1968/69	0.050	0.284	0.360	0.276	0.096	1.470	3.275	0.904	0.474	0.236	0.054	0.696	8.175
1969/70	0.117	0.123	1.904	2.313	0.927	0.338	0.476	0.362	0.590	0.045	0.113	0.039	7.346
1970/71	0.101	0.235	0.319	0.789	0.185	0.628	1.626	3.876	0.539	0.196	0.079	0.059	8.631
1971/72	0.054	0.742	1.075	0.977	2.420	1.177	0.469	0.772	0.529	0.076	0.525	1.245	10.060
1972/73	0.561	0.826	0.682	0.365	1.067	0.202	0.153	0.285	1.614	0.281	0.102	0.096	6.234
1973/74	0.058	0.102	1.394	0.375	1.747	3.794	1.303	0.172	0.241	0.151	0.498	0.154	9.989
1974/75	1.366	0.977	0.077	0.739	0.247	1.411	4.909	4.422	0.528	0.117	0.249	0.375	15.417
1975/76	0.062	1.394	1.384	1.222	0.733	0.336	2.403	0.519	0.290	0.281	0.282	0.245	9.150
1976/77	0.161	0.112	2.275	1.962	0.346	0.231	0.699	2.160	3.307	1.645	0.152	0.081	13.132
1977/78	0.251	0.101	0.645	2.585	1.383	1.823	4.520	3.520	1.760	0.184	0.244	0.116	17.130
1978/79	0.212	0.205	0.191	3.132	2.538	1.517	2.187	1.342	0.307	0.221	0.068	0.222	12.142
1979/80	1.554	1.921	0.975	0.524	1.695	2.503	0.770	2.254	0.685	0.300	0.179	0.104	13.465
1980/81	0.854	1.578	1.489	1.055	1.243	0.777	4.710	0.393	0.339	0.119	0.051	0.080	12.690
1981/82	0.095	0.028	1.428	0.960	1.357	0.369	0.054	0.300	0.086	0.051	0.040	0.030	4.799
1982/83	1.284	1.639	3.600	0.206	0.868	1.269	0.648	0.403	0.294	0.328	3.498	0.126	14.163
1983/84	0.107	0.671	2.034	2.687	1.893	0.782	0.533	3.840	0.882	0.089	0.064	0.105	13.685
1984/85	0.463	3.756	0.711	0.276	0.875	2.292	0.680	1.967	0.165	0.143	0.052	0.042	11.422
1985/86	0.034	0.570	0.435	0.958	1.400	1.106	1.194	0.494	0.062	0.039	0.033	0.109	6.432
1986/87	0.240	0.026	0.996	0.598	3.126	1.421	0.817	0.139	0.549	0.278	0.041	0.037	8.269
1987/88	0.912	0.641	0.656	0.963	0.385	0.500	5.321	1.383	2.210	0.207	0.105	0.073	13.357
1988/89	0.089	0.052	0.040	0.026	0.082	0.045	1.566	0.876	0.076	0.355	0.045	0.032	3.285
1989/90	0.026	0.236	0.425	0.419	0.042	0.038	0.643	0.661	0.292	0.049	0.057	0.043	2.931
1990/91	0.149	0.220	0.323	0.758	0.944	1.104	2.269	0.790	0.171	0.098	0.061	0.218	7.105
1991/92	0.308	0.513	0.225	0.039	0.033	1.029	0.363	1.466	3.558	0.174	0.130	0.151	7.989
1992/93	4.736	0.719	0.514	0.068	0.817	0.731	2.078	2.266	1.399	0.104	0.157	0.433	14.021
1993/94	0.550	0.320	1.680	0.611	0.458	0.404	0.850	0.544	0.259	0.059	0.035	0.460	6.227
1994/95	1.222	1.230	1.346	1.657	1.333	0.860	0.484	0.620	0.049	0.078	0.048	0.194	9.120
1995/96	0.186	0.314	2.673	1.146	2.350	1.066	0.610	0.256	0.167	0.336	0.075	0.138	9.318
1996/97	0.051	0.783	3.931	1.890	0.133	0.085	0.239	1.503	0.591	0.426	0.822	0.091	10.544
1997/98	0.065	1.979	2.144	0.174	0.279	0.350	0.565	0.560	0.239	0.065	0.042	0.086	6.548
1998/99	0.257	0.315	0.107	1.227	1.625	0.322	0.301	0.343	0.074	0.697	0.047	0.272	5.587
1999/00	0.096	1.011	1.233	0.141	0.070	0.244	0.402	0.237	0.117	0.060	0.034	0.033	3.679
2000/01	0.191	0.799	0.190	2.506	0.140	1.225	0.140	0.124	0.061	0.099	0.046	0.033	5.554
2001/02	0.111	0.326	0.029	0.348	0.188	0.166	0.477	1.714	0.448	0.090	0.548	0.045	4.491
2002/03	1.392	0.643	2.110	4.119	1.185	0.700	0.427	4.350	0.319	0.114	0.132	0.339	15.831
2003/04	1.467	0.711	0.555	3.232	1.265	1.178	2.289	1.873	0.202	0.102	0.172	0.899	13.946
2004/05	0.453	0.752	1.486	0.722	0.782	0.583	0.895	0.612	0.077	0.041	0.067	0.030	6.498
2005/06	1.466	3.954	1.510	0.810	1.024	1.125	1.639	0.134	1.103	0.191	0.053	0.221	13.231

2348. Río Yaide

1940/2005
(hm³)

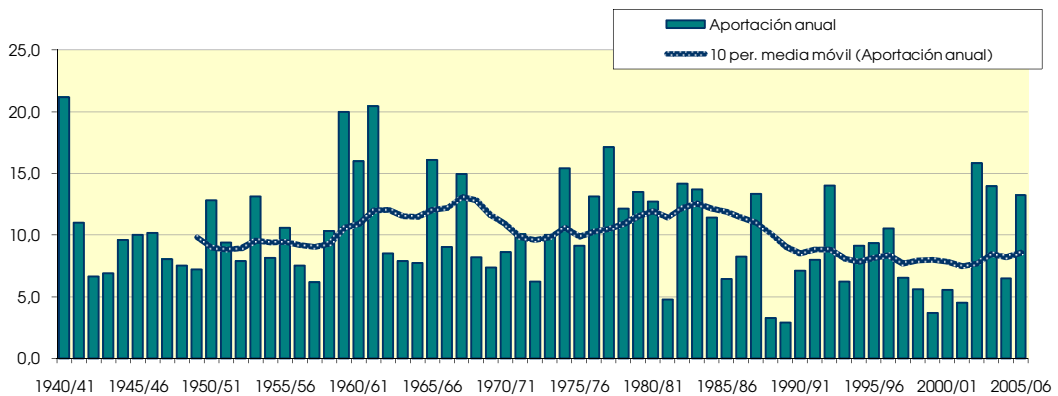
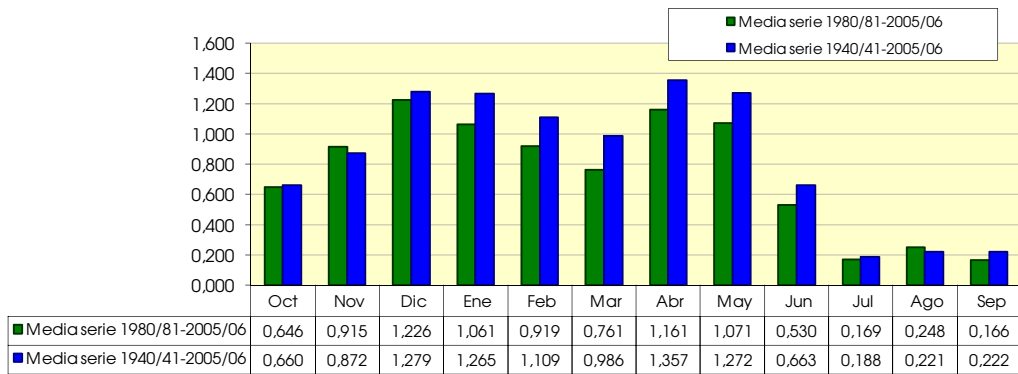
Serie completa

	Oct	Nov	Dic	Ene	Feb	Mar	Abr	May	Jun	Jul	Ago	Sep	Total
Máximo	4,736	4,497	6,173	4,119	3,709	3,794	5,321	4,422	3,558	1,645	3,498	1,330	21,152
Mínimo	0,026	0,026	0,029	0,026	0,033	0,038	0,054	0,087	0,049	0,036	0,033	0,030	2,931
Media	0,660	0,872	1,279	1,265	1,109	0,986	1,357	1,272	0,663	0,188	0,221	0,222	10,096
Percentil 1%	0,031	0,027	0,036	0,035	0,039	0,043	0,110	0,111	0,057	0,038	0,034	0,030	3,161
Percentil 5%	0,052	0,101	0,118	0,149	0,073	0,155	0,254	0,147	0,070	0,046	0,037	0,032	4,568
Percentil 10%	0,064	0,119	0,204	0,213	0,136	0,236	0,396	0,271	0,081	0,055	0,044	0,038	5,869
Percentil 25%	0,115	0,291	0,455	0,445	0,356	0,437	0,570	0,420	0,208	0,076	0,051	0,073	7,260
Percentil 50%	0,247	0,618	1,019	0,970	0,871	0,890	0,910	0,798	0,341	0,118	0,082	0,116	9,234
Desviación típica	0,879	0,972	1,180	1,001	0,897	0,688	1,186	1,148	0,739	0,231	0,467	0,274	4,095
Coef. variación	1,331	1,115	0,922	0,791	0,809	0,698	0,874	0,902	1,115	1,226	2,108	1,233	0,406

1980/2005
(hm³)

Serie para asignación y reserva

	Oct	Nov	Dic	Ene	Feb	Mar	Abr	May	Jun	Jul	Ago	Sep	Total
Máximo	4,736	3,954	3,931	4,119	3,126	2,292	5,321	4,350	3,558	0,697	3,498	0,899	15,831
Mínimo	0,026	0,026	0,029	0,026	0,033	0,038	0,054	0,124	0,049	0,039	0,033	0,030	2,931
Media	0,646	0,915	1,226	1,061	0,919	0,761	1,161	1,071	0,530	0,169	0,248	0,166	8,874
Percentil 1%	0,028	0,026	0,032	0,030	0,035	0,040	0,075	0,126	0,052	0,040	0,034	0,030	3,020
Percentil 5%	0,038	0,034	0,056	0,046	0,049	0,055	0,165	0,135	0,061	0,043	0,034	0,031	3,383
Percentil 10%	0,058	0,136	0,148	0,104	0,076	0,126	0,270	0,188	0,068	0,050	0,037	0,033	4,085
Percentil 25%	0,099	0,316	0,427	0,294	0,211	0,355	0,439	0,355	0,094	0,068	0,045	0,042	5,747
Percentil 50%	0,249	0,657	1,115	0,784	0,871	0,754	0,645	0,616	0,249	0,103	0,055	0,098	8,129
Desviación típica	0,972	0,997	1,052	1,051	0,773	0,523	1,300	1,091	0,793	0,154	0,686	0,193	3,972
Coef. variación	1,503	1,089	0,858	0,990	0,841	0,687	1,120	1,019	1,495	0,909	2,762	1,162	0,448



2801. Embalse de La Dehesa

(hm ²)	Oct	Nov	Dic	Ene	Feb	Mar	Abr	May	Jun	Jul	Ago	Sep	Total
1940/41	0,037	0,000	0,000	0,012	0,002	0,000	0,103	0,065	0,002	0,008	0,000	0,001	0,230
1941/42	0,000	0,000	0,000	0,000	0,000	0,000	0,126	0,001	0,000	0,000	0,000	0,000	0,127
1942/43	0,000	0,000	0,000	0,000	0,000	0,000	0,003	0,000	0,000	0,001	0,000	0,000	0,004
1943/44	0,000	0,000	0,001	0,000	0,000	0,000	0,000	0,011	0,000	0,000	0,000	0,001	0,012
1944/45	0,000	0,000	0,000	0,002	0,000	0,000	0,000	0,000	0,000	0,000	0,000	0,000	0,002
1945/46	0,000	0,000	0,000	0,001	0,000	0,000	0,144	0,100	0,000	0,000	0,000	0,000	0,246
1946/47	0,000	0,000	0,000	0,000	0,005	0,000	0,000	0,000	0,000	0,000	0,000	0,000	0,006
1947/48	0,000	0,000	0,000	0,000	0,000	0,000	0,000	0,000	0,000	0,000	0,000	0,000	0,000
1948/49	0,000	0,000	0,000	0,000	0,000	0,000	0,000	0,001	0,000	0,000	0,000	0,010	0,011
1949/50	0,000	0,000	0,000	0,000	0,000	0,000	0,000	0,000	0,000	0,000	0,000	0,000	0,000
1950/51	0,000	0,000	0,000	0,002	0,000	0,001	0,108	0,005	0,005	0,000	0,000	0,000	0,122
1951/52	0,003	0,000	0,000	0,000	0,000	0,003	0,005	0,000	0,000	0,000	0,000	0,000	0,012
1952/53	0,000	0,000	0,000	0,000	0,000	0,000	0,001	0,000	0,082	0,000	0,000	0,000	0,084
1953/54	0,043	0,000	0,001	0,000	0,001	0,051	0,001	0,021	0,026	0,000	0,000	0,000	0,145
1954/55	0,000	0,000	0,000	0,000	0,000	0,000	0,001	0,000	0,000	0,000	0,000	0,000	0,001
1955/56	0,000	0,000	0,000	0,000	0,001	0,026	0,008	0,081	0,000	0,000	0,000	0,000	0,116
1956/57	0,000	0,000	0,000	0,000	0,000	0,000	0,000	0,004	0,003	0,000	0,000	0,000	0,007
1957/58	0,000	0,000	0,000	0,005	0,000	0,000	0,000	0,000	0,000	0,000	0,000	0,000	0,005
1958/59	0,000	0,000	0,028	0,000	0,001	0,028	0,013	0,092	0,033	0,014	0,000	0,001	0,210
1959/60	0,000	0,000	0,000	0,002	0,001	0,002	0,000	0,000	0,000	0,000	0,000	0,000	0,005
1960/61	0,026	0,000	0,015	0,006	0,000	0,000	0,009	0,001	0,000	0,000	0,000	0,002	0,060
1961/62	0,000	0,054	0,000	0,025	0,062	0,030	0,053	0,010	0,000	0,000	0,000	0,000	0,234
1962/63	0,010	0,000	0,015	0,207	0,061	0,044	0,047	0,000	0,015	0,000	0,000	0,000	0,398
1963/64	0,000	0,000	0,002	0,000	0,002	0,001	0,006	0,000	0,000	0,000	0,000	0,000	0,012
1964/65	0,000	0,000	0,000	0,000	0,000	0,002	0,000	0,000	0,000	0,000	0,000	0,000	0,002
1965/66	0,004	0,000	0,000	0,002	0,011	0,001	0,006	0,002	0,000	0,000	0,000	0,000	0,026
1966/67	0,000	0,001	0,000	0,000	0,000	0,000	0,000	0,000	0,000	0,000	0,000	0,000	0,001
1967/68	0,000	0,102	0,000	0,000	0,000	0,019	0,030	0,006	0,000	0,000	0,000	0,000	0,156
1968/69	0,000	0,000	0,000	0,000	0,000	0,000	0,076	0,002	0,000	0,000	0,000	0,000	0,078
1969/70	0,000	0,000	0,000	0,001	0,000	0,000	0,000	0,000	0,000	0,000	0,000	0,000	0,002
1970/71	0,000	0,000	0,000	0,000	0,000	0,000	0,000	0,004	0,000	0,000	0,000	0,000	0,004
1971/72	0,000	0,000	0,000	0,000	0,000	0,000	0,000	0,000	0,000	0,000	0,000	0,014	0,014
1972/73	0,000	0,001	0,000	0,000	0,000	0,000	0,000	0,000	0,000	0,000	0,000	0,000	0,001
1973/74	0,000	0,000	0,000	0,000	0,000	0,013	0,000	0,000	0,000	0,000	0,000	0,000	0,013
1974/75	0,000	0,000	0,000	0,000	0,000	0,000	0,001	0,032	0,000	0,000	0,000	0,000	0,033
1975/76	0,000	0,000	0,009	0,000	0,001	0,001	0,043	0,015	0,000	0,000	0,000	0,000	0,068
1976/77	0,000	0,000	0,045	0,035	0,000	0,008	0,000	0,071	0,072	0,000	0,000	0,000	0,231
1977/78	0,000	0,000	0,000	0,001	0,000	0,000	0,003	0,001	0,000	0,000	0,000	0,000	0,005
1978/79	0,000	0,000	0,000	0,004	0,000	0,000	0,000	0,003	0,000	0,000	0,000	0,000	0,007
1979/80	0,000	0,000	0,000	0,000	0,000	0,000	0,000	0,004	0,000	0,000	0,000	0,000	0,004
1980/81	0,000	0,000	0,000	0,000	0,000	0,000	0,002	0,000	0,000	0,000	0,000	0,000	0,002
1981/82	0,000	0,000	0,000	0,000	0,000	0,000	0,000	0,000	0,000	0,000	0,000	0,000	0,000
1982/83	0,000	0,000	0,000	0,000	0,000	0,000	0,000	0,000	0,000	0,000	0,000	0,000	0,000
1983/84	0,000	0,000	0,000	0,000	0,000	0,000	0,000	0,021	0,000	0,000	0,000	0,000	0,021
1984/85	0,000	0,050	0,000	0,000	0,000	0,000	0,000	0,001	0,000	0,000	0,000	0,000	0,051
1985/86	0,000	0,000	0,000	0,000	0,000	0,000	0,000	0,000	0,000	0,000	0,000	0,000	0,000
1986/87	0,000	0,000	0,000	0,001	0,000	0,000	0,000	0,000	0,000	0,000	0,000	0,000	0,001
1987/88	0,001	0,000	0,006	0,025	0,000	0,000	0,302	0,041	0,124	0,017	0,000	0,000	0,517
1988/89	0,000	0,000	0,000	0,000	0,000	0,000	0,000	0,000	0,000	0,000	0,000	0,000	0,000
1989/90	0,000	0,000	0,000	0,000	0,000	0,000	0,000	0,000	0,000	0,000	0,000	0,000	0,000
1990/91	0,000	0,000	0,000	0,000	0,000	0,000	0,012	0,000	0,000	0,000	0,000	0,000	0,012
1991/92	0,000	0,000	0,000	0,000	0,000	0,000	0,000	0,000	0,001	0,000	0,000	0,000	0,001
1992/93	0,003	0,000	0,000	0,000	0,000	0,000	0,000	0,000	0,000	0,000	0,000	0,000	0,003
1993/94	0,000	0,000	0,000	0,000	0,000	0,000	0,000	0,000	0,000	0,000	0,000	0,000	0,000
1994/95	0,000	0,000	0,000	0,000	0,000	0,000	0,000	0,000	0,000	0,000	0,000	0,000	0,000
1995/96	0,000	0,000	0,001	0,005	0,005	0,002	0,004	0,000	0,000	0,000	0,000	0,000	0,017
1996/97	0,000	0,000	0,001	0,049	0,000	0,000	0,046	0,033	0,002	0,013	0,000	0,000	0,145
1997/98	0,000	0,000	0,000	0,000	0,000	0,000	0,000	0,000	0,001	0,000	0,000	0,000	0,001
1998/99	0,000	0,000	0,000	0,000	0,000	0,000	0,000	0,000	0,000	0,000	0,000	0,001	0,002
1999/00	0,000	0,000	0,000	0,000	0,000	0,000	0,000	0,000	0,000	0,000	0,000	0,000	0,000
2000/01	0,005	0,000	0,000	0,000	0,000	0,000	0,000	0,000	0,000	0,000	0,000	0,000	0,006
2001/02	0,000	0,000	0,000	0,000	0,000	0,000	0,000	0,004	0,000	0,000	0,000	0,000	0,004
2002/03	0,000	0,000	0,000	0,000	0,046	0,000	0,006	0,039	0,000	0,000	0,000	0,001	0,092
2003/04	0,001	0,012	0,000	0,000	0,003	0,057	0,190	0,075	0,000	0,004	0,000	0,051	0,393
2004/05	0,000	0,000	0,000	0,000	0,000	0,000	0,000	0,002	0,000	0,000	0,000	0,000	0,002
2005/06	0,000	0,018	0,000	0,000	0,003	0,000	0,002	0,001	0,000	0,000	0,000	0,002	0,026

2801. Embalse de La Dehesa

1940/2005

(hm³)

Serie completa

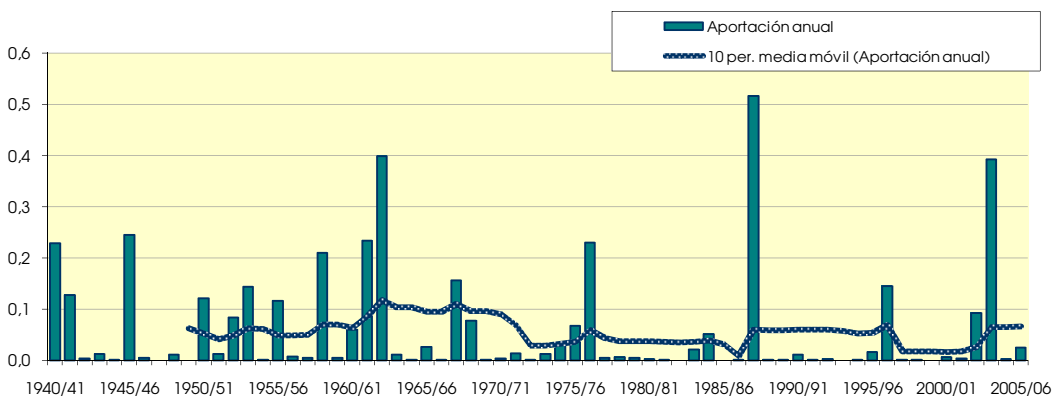
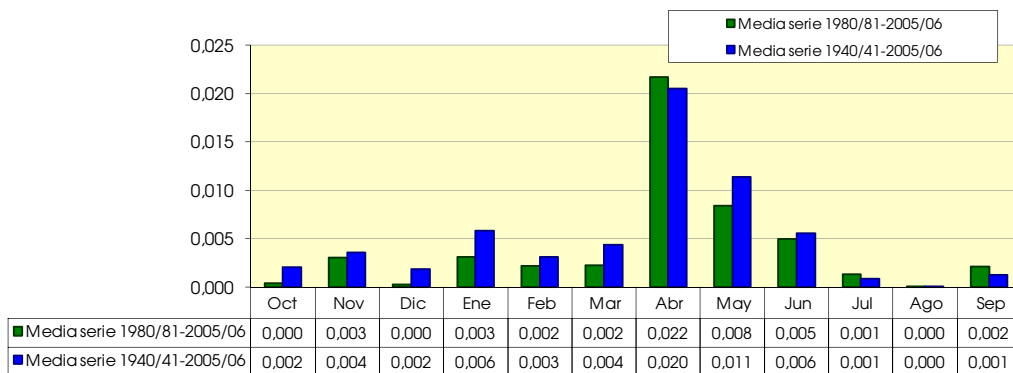
	Oct	Nov	Dic	Ene	Feb	Mar	Abr	May	Jun	Jul	Ago	Sep	Total
Máximo	0,043	0,102	0,045	0,207	0,062	0,057	0,302	0,100	0,124	0,017	0,000	0,051	0,517
Mínimo	0,000	0,000	0,000	0,000	0,000	0,000	0,000	0,000	0,000	0,000	0,000	0,000	0,000
Media	0,002	0,004	0,002	0,006	0,003	0,004	0,020	0,011	0,006	0,001	0,000	0,001	0,060
Percentil 1%	0,000	0,000	0,000	0,000	0,000	0,000	0,000	0,000	0,000	0,000	0,000	0,000	0,000
Percentil 5%	0,000	0,000	0,000	0,000	0,000	0,000	0,000	0,000	0,000	0,000	0,000	0,000	0,000
Percentil 10%	0,000	0,000	0,000	0,000	0,000	0,000	0,000	0,000	0,000	0,000	0,000	0,000	0,000
Percentil 25%	0,000	0,000	0,000	0,000	0,000	0,000	0,000	0,000	0,000	0,000	0,000	0,000	0,002
Percentil 50%	0,000	0,000	0,000	0,000	0,000	0,000	0,000	0,000	0,000	0,000	0,000	0,000	0,007
Desviación típica	0,008	0,015	0,007	0,026	0,012	0,012	0,052	0,024	0,021	0,003	0,000	0,007	0,108
Coef. variación	3,761	4,276	3,673	4,557	3,804	2,768	2,532	2,137	3,687	3,737	5,855	5,100	1,782

1980/2005

(hm³)

Serie para asignación y reserva

	Oct	Nov	Dic	Ene	Feb	Mar	Abr	May	Jun	Jul	Ago	Sep	Total
Máximo	0,005	0,050	0,006	0,049	0,046	0,057	0,302	0,075	0,124	0,017	0,000	0,051	0,517
Mínimo	0,000	0,000	0,000	0,000	0,000	0,000	0,000	0,000	0,000	0,000	0,000	0,000	0,000
Media	0,000	0,003	0,000	0,003	0,002	0,002	0,022	0,008	0,005	0,001	0,000	0,002	0,050
Percentil 1%	0,000	0,000	0,000	0,000	0,000	0,000	0,000	0,000	0,000	0,000	0,000	0,000	0,000
Percentil 5%	0,000	0,000	0,000	0,000	0,000	0,000	0,000	0,000	0,000	0,000	0,000	0,000	0,000
Percentil 10%	0,000	0,000	0,000	0,000	0,000	0,000	0,000	0,000	0,000	0,000	0,000	0,000	0,000
Percentil 25%	0,000	0,000	0,000	0,000	0,000	0,000	0,000	0,000	0,000	0,000	0,000	0,000	0,000
Percentil 50%	0,000	0,000	0,000	0,000	0,000	0,000	0,000	0,000	0,000	0,000	0,000	0,000	0,002
Desviación típica	0,001	0,010	0,001	0,011	0,009	0,011	0,069	0,019	0,024	0,004	0,000	0,010	0,125
Coef. variación	3,033	3,400	4,183	3,413	4,035	4,948	3,162	2,215	4,931	3,143	5,099	4,686	2,510



2803. Embalse de El Vol

(hm ²)	Oct	Nov	Dic	Ene	Feb	Mar	Abr	May	Jun	Jul	Ago	Sep	Total
1940/41	2,337	2,258	1,412	4,318	4,924	5,993	6,448	4,507	3,582	3,306	2,325	1,804	43,214
1941/42	0,691	0,820	0,760	0,673	0,586	1,514	4,791	2,233	1,497	0,982	0,816	0,955	16,318
1942/43	0,535	0,754	1,075	0,974	0,588	0,771	1,261	0,660	0,487	1,659	1,586	0,951	11,303
1943/44	0,484	0,483	1,342	0,934	0,841	1,090	0,720	0,954	1,260	0,883	0,591	1,141	10,724
1944/45	0,603	0,587	0,958	1,777	1,428	1,520	0,830	0,400	0,666	0,925	0,827	0,494	11,014
1945/46	0,261	1,240	3,614	2,591	1,379	1,408	5,577	5,779	4,196	1,998	1,122	0,637	29,801
1946/47	0,315	0,295	0,585	0,531	4,106	5,081	1,946	1,213	1,131	0,717	0,767	1,748	18,436
1947/48	0,715	0,509	1,313	3,970	2,902	2,120	1,038	0,833	0,769	0,487	0,456	0,389	15,502
1948/49	0,282	0,260	0,896	0,745	0,566	1,238	0,968	1,149	1,603	1,518	1,038	3,727	13,991
1949/50	1,548	1,149	1,123	0,774	0,987	1,117	0,640	0,891	0,908	0,571	0,416	0,262	10,384
1950/51	0,224	0,274	1,751	3,533	3,886	4,560	4,137	2,236	2,706	2,409	1,444	1,290	28,452
1951/52	1,001	1,496	2,869	1,873	1,512	2,931	2,796	1,302	0,851	1,975	1,753	0,822	21,183
1952/53	0,303	0,470	1,055	1,215	0,884	0,703	0,971	0,527	4,213	3,538	1,556	0,744	16,180
1953/54	1,652	1,340	1,363	1,166	1,176	3,638	1,861	1,627	2,728	2,024	0,956	0,488	20,020
1954/55	0,217	0,687	0,733	1,350	3,056	3,141	1,720	1,044	1,387	1,602	1,225	0,656	16,817
1955/56	0,705	0,724	2,830	2,941	1,669	6,377	4,054	4,271	3,324	1,661	1,050	1,635	31,240
1956/57	0,673	0,789	0,657	0,351	0,556	0,740	0,570	0,744	1,450	1,261	0,831	0,625	9,248
1957/58	0,439	0,384	0,304	1,145	1,117	1,850	1,173	0,617	1,019	0,888	0,591	0,747	10,273
1958/59	0,393	0,440	5,324	2,915	1,103	2,346	2,057	1,514	1,941	2,575	1,794	2,310	24,712
1959/60	1,244	1,503	4,619	3,698	4,473	6,215	2,484	0,851	0,765	0,580	0,466	0,535	27,432
1960/61	1,974	2,103	2,909	2,563	1,461	1,008	1,013	0,957	0,925	0,750	0,608	3,120	19,390
1961/62	1,441	6,242	4,842	2,962	3,869	6,384	4,299	1,884	1,491	1,042	0,763	1,231	36,449
1962/63	1,238	1,206	1,282	2,314	2,626	4,162	2,516	0,957	1,062	0,925	0,618	1,247	20,154
1963/64	0,536	0,814	2,086	1,255	1,993	3,530	2,180	0,875	0,758	0,646	0,521	0,419	15,613
1964/65	0,235	0,442	1,172	1,187	1,159	3,570	1,881	0,658	0,495	0,443	0,395	0,626	12,262
1965/66	0,981	2,019	1,967	2,497	4,548	4,300	2,855	1,536	1,512	1,117	0,701	0,516	24,549
1966/67	0,447	1,263	1,153	0,687	0,642	0,708	0,525	0,323	0,348	0,355	0,345	0,336	7,133
1967/68	0,386	4,727	3,741	1,372	0,937	3,011	3,606	1,618	1,040	0,697	0,720	0,605	22,460
1968/69	0,234	0,947	2,781	2,227	1,736	3,677	5,430	2,775	2,414	2,650	1,802	3,315	29,988
1969/70	1,694	1,092	1,072	3,135	2,027	1,416	0,631	0,305	0,719	0,762	0,549	0,341	13,743
1970/71	0,176	0,486	0,737	1,009	0,749	0,686	1,881	2,916	3,523	2,724	1,564	0,842	17,293
1971/72	0,334	0,754	0,952	1,098	2,422	3,202	1,300	0,504	0,593	0,626	0,622	3,648	16,054
1972/73	2,160	2,107	2,549	1,806	1,015	0,627	0,428	0,370	1,387	1,911	1,459	0,797	16,614
1973/74	0,415	1,231	1,759	1,577	1,627	5,989	3,687	1,211	0,805	0,625	0,839	0,666	20,431
1974/75	0,277	1,200	0,978	0,481	0,856	1,288	1,243	1,976	2,340	1,509	1,406	1,537	15,092
1975/76	0,501	0,609	1,278	0,822	1,476	1,653	3,650	1,691	1,359	1,060	1,058	0,871	16,028
1976/77	0,777	1,404	5,356	8,349	6,611	5,500	2,456	4,261	7,683	5,409	2,333	1,018	51,159
1977/78	0,664	0,686	1,342	2,010	2,587	2,452	2,498	1,389	1,251	0,913	0,544	0,374	16,712
1978/79	0,168	0,159	1,919	5,455	6,366	5,326	3,278	2,215	1,722	1,055	0,799	0,615	29,078
1979/80	1,402	1,448	0,988	0,858	1,688	2,816	2,028	2,748	2,877	1,689	0,970	0,618	20,128
1980/81	0,282	0,711	0,702	0,368	0,382	0,525	3,348	1,671	0,987	0,577	0,472	0,472	10,495
1981/82	0,209	0,176	2,267	1,590	1,106	0,937	0,424	0,874	0,903	0,965	0,949	0,915	11,315
1982/83	0,841	1,514	1,714	0,820	0,383	0,395	0,818	0,423	0,495	0,680	2,386	1,710	12,179
1983/84	0,355	0,559	1,014	0,679	0,833	1,643	0,918	2,274	2,600	1,524	0,704	0,353	13,455
1984/85	0,285	3,560	2,896	1,429	2,082	2,070	1,863	1,550	1,297	0,891	0,712	0,465	19,100
1985/86	0,167	0,437	0,660	1,181	1,975	1,949	2,216	1,155	0,731	0,457	0,429	1,601	12,958
1986/87	1,199	1,040	0,956	1,820	2,452	2,140	1,476	0,636	0,392	0,502	0,544	0,402	13,560
1987/88	1,116	1,441	2,650	4,826	3,390	1,923	11,197	6,686	10,444	7,294	3,206	1,419	55,594
1988/89	0,679	1,151	0,857	0,335	0,642	1,013	1,876	1,241	0,893	0,540	0,504	0,396	10,127
1989/90	0,155	0,912	1,174	1,981	1,769	1,746	2,034	1,706	1,668	1,015	1,280	1,566	17,006
1990/91	1,336	1,617	1,829	1,303	1,100	2,970	4,512	2,828	1,529	0,983	0,755	1,134	21,895
1991/92	0,913	1,408	1,457	1,414	1,483	1,554	1,103	1,039	0,717	0,927	0,779	0,964	13,759
1992/93	1,049	1,434	1,433	1,620	1,093	1,062	1,267	1,408	0,916	0,895	0,778	0,860	13,815
1993/94	0,948	1,790	2,147	1,615	1,331	1,609	1,224	0,918	0,721	0,661	0,657	0,515	14,137
1994/95	0,774	1,310	1,150	1,538	1,045	1,194	1,419	1,118	0,976	0,794	1,416	0,972	13,707
1995/96	1,402	1,138	1,692	3,079	3,995	4,188	3,282	2,486	1,816	1,125	1,225	1,241	26,667
1996/97	1,265	1,338	3,882	5,643	5,057	2,918	2,139	1,818	3,229	2,100	1,620	1,694	32,703
1997/98	1,592	2,811	4,731	4,163	3,016	2,434	2,102	2,018	1,918	1,106	1,178	1,195	28,265
1998/99	1,320	1,763	1,655	1,525	1,848	2,202	1,496	1,465	1,258	1,147	1,267	1,140	18,086
1999/00	1,346	1,960	2,517	1,999	1,752	1,769	1,811	1,820	0,809	0,547	0,390	0,308	17,029
2000/01	1,290	2,062	2,232	4,604	2,930	4,039	1,935	0,515	0,397	0,461	0,537	0,422	21,425
2001/02	0,424	0,607	0,427	0,318	0,312	0,567	1,471	2,024	1,952	1,172	1,849	1,678	12,801
2002/03	0,667	1,114	1,113	1,727	2,086	1,810	1,408	1,180	2,022	2,881	1,459	1,556	19,022
2003/04	1,494	4,400	6,375	6,086	5,246	7,086	8,534	7,857	5,550	3,666	1,868	2,690	60,853
2004/05	1,261	1,048	0,982	0,584	0,467	0,524	0,526	1,322	1,180	0,619	0,400	0,838	9,751
2005/06	0,638	2,747	2,174	1,991	1,337	2,308	1,085	0,597	1,902	2,296	1,283	4,398	22,756

2803. Embalse de El Val

1940/2005
(hm³)

Serie completa

	Oct	Nov	Dic	Ene	Feb	Mar	Abr	May	Jun	Jul	Ago	Sep	Total
Máximo	2,337	6,242	6,375	8,349	6,611	7,086	11,197	7,857	10,444	7,294	3,206	4,398	60,853
Mínimo	0,155	0,159	0,304	0,318	0,312	0,395	0,424	0,305	0,348	0,355	0,345	0,262	7,133
Media	0,813	1,325	1,911	2,051	2,019	2,549	2,347	1,714	1,789	1,429	1,043	1,146	20,137

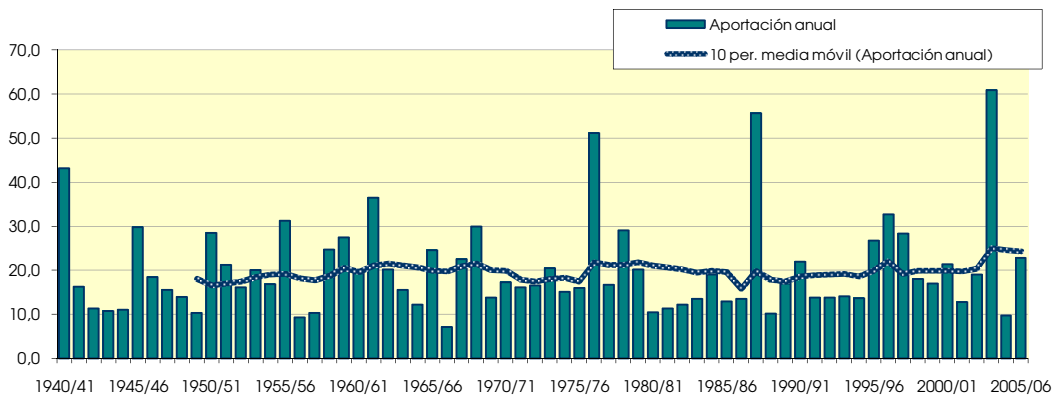
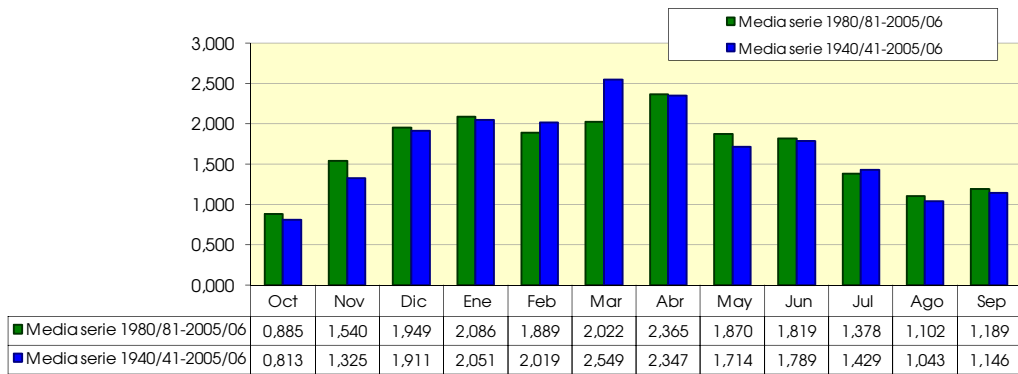
Percentil 1%	0,163	0,170	0,384	0,329	0,357	0,479	0,426	0,317	0,376	0,412	0,375	0,292	8,508
Percentil 5%	0,184	0,279	0,658	0,396	0,489	0,582	0,537	0,406	0,489	0,468	0,404	0,344	10,164
Percentil 10%	0,229	0,438	0,735	0,628	0,587	0,705	0,680	0,521	0,629	0,543	0,461	0,393	10,609
Percentil 25%	0,340	0,629	0,994	0,983	0,994	1,205	1,121	0,874	0,820	0,684	0,595	0,520	13,597
Percentil 50%	0,676	1,143	1,388	1,583	1,497	2,009	1,879	1,312	1,278	0,999	0,829	0,866	16,912
Desviación típica	0,543	1,085	1,335	1,584	1,496	1,748	1,917	1,449	1,685	1,195	0,585	0,890	10,659
Coef. variación	0,667	0,819	0,698	0,772	0,741	0,686	0,817	0,845	0,942	0,837	0,561	0,777	0,529

1980/2005
(hm³)

Serie para asignación y reserva

	Oct	Nov	Dic	Ene	Feb	Mar	Abr	May	Jun	Jul	Ago	Sep	Total
Máximo	1,592	4,400	6,375	6,086	5,246	7,086	11,197	7,857	10,444	7,294	3,206	4,398	60,853
Mínimo	0,155	0,176	0,427	0,318	0,312	0,395	0,424	0,423	0,392	0,457	0,390	0,308	9,751
Media	0,885	1,540	1,949	2,086	1,889	2,022	2,365	1,870	1,819	1,378	1,102	1,189	20,095

Percentil 1%	0,158	0,241	0,485	0,323	0,329	0,427	0,449	0,446	0,393	0,458	0,393	0,319	9,845
Percentil 5%	0,178	0,467	0,671	0,343	0,382	0,525	0,599	0,535	0,422	0,471	0,407	0,363	10,219
Percentil 10%	0,245	0,583	0,779	0,476	0,425	0,546	0,868	0,616	0,606	0,521	0,450	0,399	10,905
Percentil 25%	0,477	1,042	1,038	1,211	1,057	1,095	1,235	1,059	0,830	0,630	0,572	0,482	13,082
Percentil 50%	0,931	1,373	1,673	1,602	1,617	1,790	1,654	1,437	1,219	0,946	0,864	1,053	15,572
Desviación típica	0,459	0,959	1,345	1,633	1,354	1,417	2,410	1,709	2,063	1,437	0,679	0,873	12,669
Coef. variación	0,519	0,623	0,690	0,783	0,717	0,701	1,019	0,914	1,134	1,043	0,616	0,734	0,630



2804. Río Val (término municipal de Olvega)

(hm ²)	Oct	Nov	Dic	Ene	Feb	Mar	Abr	May	Jun	Jul	Ago	Sep	Total
1940/41	0.666	0.815	0.490	1.895	1.899	2.354	2.537	1.737	1.288	1.225	0.810	0.595	16.309
1941/42	0.227	0.273	0.267	0.235	0.204	0.529	1.888	0.800	0.495	0.304	0.244	0.298	5.763
1942/43	0.174	0.254	0.411	0.334	0.201	0.283	0.533	0.240	0.165	0.699	0.586	0.314	4.193
1943/44	0.156	0.152	0.501	0.329	0.300	0.351	0.245	0.362	0.475	0.312	0.192	0.393	3.768
1944/45	0.210	0.204	0.361	0.643	0.477	0.510	0.289	0.137	0.237	0.326	0.287	0.164	3.844
1945/46	0.083	0.436	1.454	0.969	0.465	0.483	2.134	2.086	1.470	0.622	0.311	0.165	10.677
1946/47	0.086	0.087	0.208	0.183	1.730	1.971	0.723	0.442	0.405	0.238	0.265	0.590	6.929
1947/48	0.255	0.172	0.467	1.738	1.093	0.791	0.377	0.306	0.278	0.162	0.145	0.121	5.905
1948/49	0.090	0.086	0.277	0.275	0.189	0.431	0.357	0.443	0.608	0.570	0.365	1.427	5.118
1949/50	0.526	0.380	0.394	0.263	0.356	0.408	0.223	0.353	0.326	0.187	0.126	0.076	3.619
1950/51	0.069	0.092	0.633	1.260	1.442	1.712	1.401	0.800	0.963	0.814	0.461	0.411	10.058
1951/52	0.316	0.537	0.920	0.686	0.556	1.110	1.155	0.497	0.303	0.894	0.650	0.283	7.908
1952/53	0.101	0.157	0.403	0.442	0.318	0.236	0.347	0.186	1.457	1.244	0.489	0.211	5.592
1953/54	0.472	0.444	0.418	0.387	0.398	1.353	0.660	0.627	1.000	0.716	0.307	0.144	6.928
1954/55	0.064	0.275	0.255	0.525	1.309	1.207	0.694	0.418	0.514	0.595	0.441	0.217	6.516
1955/56	0.227	0.260	1.214	1.144	0.604	2.550	1.537	1.771	1.167	0.527	0.313	0.596	11.910
1956/57	0.236	0.252	0.234	0.119	0.194	0.268	0.208	0.281	0.503	0.418	0.258	0.190	3.162
1957/58	0.136	0.124	0.093	0.452	0.375	0.683	0.426	0.228	0.379	0.316	0.192	0.243	3.648
1958/59	0.129	0.141	1.946	1.017	0.346	0.794	0.725	0.507	0.593	0.935	0.587	0.768	8.487
1959/60	0.410	0.557	1.989	1.501	1.935	2.573	0.911	0.309	0.267	0.191	0.147	0.173	10.963
1960/61	0.664	0.726	1.109	0.971	0.474	0.320	0.376	0.370	0.337	0.258	0.197	1.178	6.979
1961/62	0.500	2.571	1.761	1.083	1.587	2.614	1.704	0.697	0.539	0.354	0.247	0.417	14.074
1962/63	0.394	0.402	0.455	0.789	1.001	1.570	0.947	0.342	0.370	0.314	0.193	0.447	7.223
1963/64	0.188	0.290	0.852	0.455	0.805	1.392	0.837	0.329	0.279	0.215	0.164	0.129	5.934
1964/65	0.074	0.140	0.464	0.440	0.438	1.403	0.675	0.233	0.164	0.141	0.126	0.217	4.517
1965/66	0.286	0.680	0.667	0.938	1.891	1.605	1.136	0.577	0.549	0.384	0.224	0.160	9.098
1966/67	0.142	0.419	0.403	0.232	0.217	0.239	0.173	0.113	0.117	0.114	0.106	0.102	2.376
1967/68	0.119	1.765	1.229	0.399	0.284	1.086	1.433	0.546	0.320	0.194	0.212	0.197	7.784
1968/69	0.073	0.352	1.129	0.854	0.657	1.546	2.210	1.001	0.866	1.021	0.627	1.476	11.812
1969/70	0.618	0.386	0.404	1.490	0.737	0.522	0.217	0.107	0.245	0.271	0.182	0.106	5.285
1970/71	0.053	0.166	0.275	0.388	0.250	0.222	0.735	1.165	1.323	0.962	0.522	0.262	6.323
1971/72	0.100	0.268	0.333	0.426	0.960	1.203	0.452	0.170	0.191	0.203	0.204	1.279	5.791
1972/73	0.764	0.749	0.927	0.665	0.344	0.197	0.147	0.128	0.537	0.699	0.507	0.254	5.918
1973/74	0.138	0.446	0.725	0.610	0.673	2.384	1.394	0.428	0.270	0.194	0.273	0.216	7.752
1974/75	0.085	0.438	0.354	0.156	0.295	0.471	0.501	0.744	0.832	0.512	0.463	0.525	5.375
1975/76	0.171	0.200	0.452	0.271	0.523	0.569	1.422	0.604	0.500	0.362	0.357	0.298	5.730
1976/77	0.295	0.547	2.022	3.318	2.494	2.010	0.877	1.654	2.984	1.950	0.770	0.307	19.227
1977/78	0.225	0.231	0.497	0.822	0.989	0.891	0.974	0.519	0.454	0.321	0.175	0.114	6.213
1978/79	0.050	0.047	0.767	2.153	2.547	2.060	1.287	0.851	0.619	0.353	0.265	0.207	11.206
1979/80	0.564	0.545	0.364	0.346	0.663	1.104	0.778	1.127	1.098	0.602	0.316	0.191	7.696
1980/81	0.085	0.251	0.251	0.124	0.139	0.170	1.395	0.621	0.348	0.186	0.147	0.149	3.866
1981/82	0.067	0.055	0.937	0.585	0.404	0.314	0.137	0.337	0.329	0.331	0.324	0.312	4.132
1982/83	0.294	0.604	0.632	0.299	0.131	0.127	0.324	0.153	0.171	0.234	0.914	0.610	4.494
1983/84	0.114	0.179	0.365	0.245	0.294	0.593	0.334	0.905	0.987	0.531	0.220	0.102	4.869
1984/85	0.090	1.360	1.038	0.518	0.834	0.767	0.777	0.607	0.483	0.309	0.239	0.146	7.169
1985/86	0.050	0.147	0.237	0.460	0.814	0.733	0.915	0.442	0.260	0.148	0.134	0.584	4.924
1986/87	0.418	0.355	0.323	0.728	0.957	0.790	0.544	0.231	0.133	0.173	0.184	0.127	4.963
1987/88	0.393	0.515	0.973	1.838	1.264	0.656	4.063	2.434	3.742	2.428	0.931	0.367	19.606
1988/89	0.195	0.359	0.289	0.103	0.237	0.359	0.759	0.454	0.311	0.171	0.154	0.118	3.509
1989/90	0.045	0.304	0.445	0.742	0.612	0.554	0.749	0.601	0.615	0.353	0.422	0.502	5.943
1990/91	0.472	0.591	0.690	0.486	0.438	1.139	1.773	1.044	0.533	0.305	0.222	0.370	8.063
1991/92	0.317	0.522	0.520	0.482	0.479	0.526	0.400	0.401	0.263	0.326	0.250	0.307	4.795
1992/93	0.380	0.514	0.521	0.565	0.369	0.360	0.484	0.562	0.340	0.305	0.244	0.286	4.928
1993/94	0.362	0.667	0.760	0.604	0.474	0.556	0.390	0.315	0.247	0.210	0.205	0.162	4.953
1994/95	0.292	0.475	0.414	0.547	0.400	0.418	0.521	0.411	0.363	0.267	0.529	0.361	4.998
1995/96	0.489	0.405	0.700	1.167	1.484	1.481	1.129	0.888	0.624	0.368	0.409	0.419	9.564
1996/97	0.404	0.468	1.489	2.006	1.722	0.892	0.674	0.644	1.137	0.730	0.561	0.550	11.276
1997/98	0.499	1.068	1.767	1.538	1.103	0.814	0.849	0.806	0.733	0.394	0.387	0.400	10.357
1998/99	0.447	0.615	0.589	0.621	0.655	0.819	0.573	0.540	0.463	0.426	0.462	0.397	6.607
1999/00	0.547	0.735	0.984	0.746	0.602	0.592	0.730	0.701	0.284	0.178	0.120	0.092	6.312
2000/01	0.444	0.792	0.859	1.955	1.109	1.631	0.725	0.179	0.130	0.151	0.175	0.131	8.282
2001/02	0.147	0.210	0.148	0.113	0.108	0.194	0.582	0.767	0.730	0.413	0.686	0.593	4.691
2002/03	0.238	0.414	0.445	0.765	0.787	0.647	0.513	0.447	0.744	0.973	0.446	0.530	6.949
2003/04	0.589	1.781	2.388	2.281	2.005	2.590	2.990	2.737	1.884	1.102	0.513	0.706	21.565
2004/05	0.391	0.332	0.332	0.186	0.163	0.165	0.182	0.532	0.445	0.215	0.127	0.289	3.358
2005/06	0.226	0.994	0.804	0.718	0.531	0.804	0.374	0.208	0.752	0.869	0.458	1.581	8.321

2804. Río Val (término municipal de Olvega)

1940/2005
(hm³)

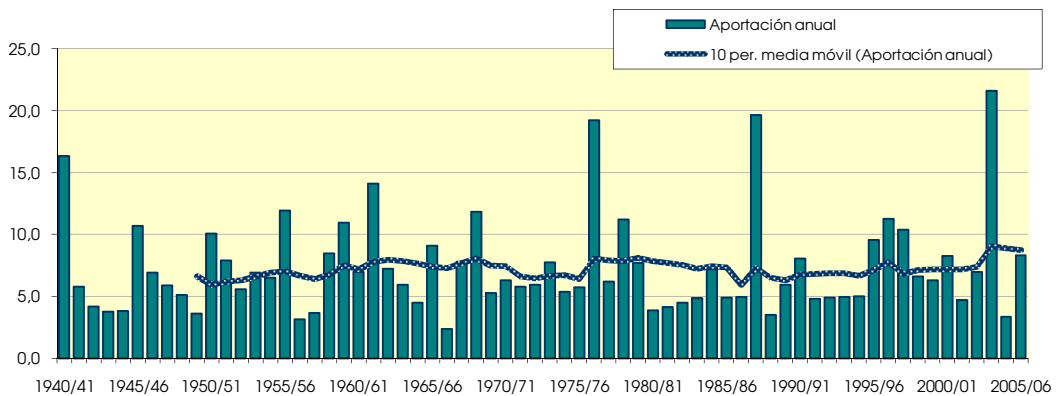
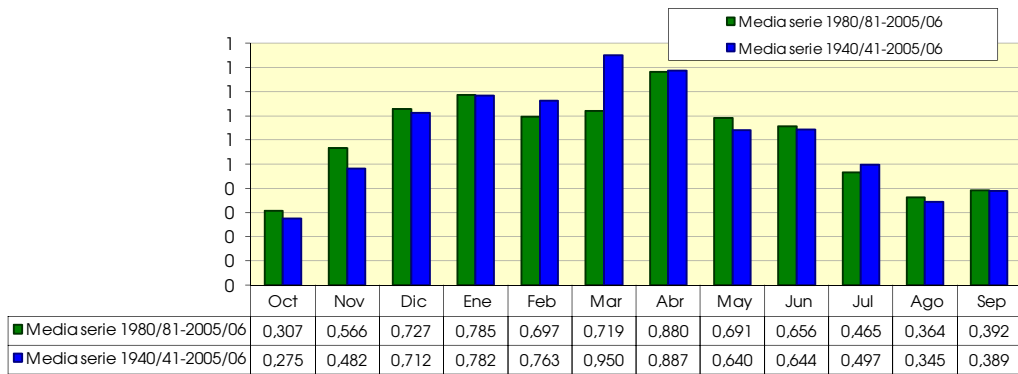
Serie completa

	Oct	Nov	Dic	Ene	Feb	Mar	Abr	May	Jun	Jul	Ago	Sep	Total
Máximo	0,764	2,571	2,388	3,318	2,547	2,614	4,063	2,737	3,742	2,428	0,931	1,581	21,565
Mínimo	0,045	0,047	0,093	0,103	0,108	0,127	0,137	0,107	0,117	0,114	0,106	0,076	2,376
Media	0,275	0,482	0,712	0,782	0,763	0,950	0,887	0,640	0,644	0,497	0,345	0,389	7,365
Percentil 1%	0,048	0,052	0,129	0,110	0,123	0,152	0,144	0,111	0,126	0,132	0,115	0,087	2,887
Percentil 5%	0,056	0,088	0,235	0,132	0,169	0,195	0,189	0,141	0,164	0,154	0,127	0,103	3,536
Percentil 10%	0,071	0,141	0,261	0,209	0,202	0,238	0,234	0,183	0,214	0,175	0,146	0,120	3,806
Percentil 25%	0,105	0,216	0,364	0,356	0,345	0,422	0,393	0,319	0,289	0,220	0,192	0,165	4,925
Percentil 50%	0,227	0,394	0,499	0,594	0,544	0,750	0,724	0,502	0,479	0,342	0,269	0,293	6,262
Desviación típica	0,187	0,434	0,514	0,634	0,597	0,701	0,719	0,534	0,615	0,418	0,201	0,336	3,928
Coef. variación	0,682	0,901	0,721	0,811	0,782	0,738	0,811	0,836	0,954	0,841	0,581	0,866	0,533

1980/2005
(hm³)

Serie para asignación y reserva

	Oct	Nov	Dic	Ene	Feb	Mar	Abr	May	Jun	Jul	Ago	Sep	Total
Máximo	0,589	1,781	2,388	2,281	2,005	2,590	4,063	2,737	3,742	2,428	0,931	1,581	21,565
Mínimo	0,045	0,055	0,148	0,103	0,108	0,127	0,137	0,153	0,130	0,148	0,120	0,092	3,358
Media	0,307	0,566	0,727	0,785	0,697	0,719	0,880	0,691	0,656	0,465	0,364	0,392	7,250
Percentil 1%	0,046	0,078	0,171	0,106	0,114	0,137	0,148	0,160	0,131	0,149	0,122	0,095	3,396
Percentil 5%	0,054	0,155	0,240	0,116	0,133	0,166	0,218	0,186	0,142	0,156	0,129	0,106	3,598
Percentil 10%	0,076	0,195	0,270	0,155	0,151	0,182	0,329	0,220	0,209	0,172	0,141	0,122	3,999
Percentil 25%	0,159	0,338	0,377	0,466	0,377	0,375	0,421	0,404	0,291	0,211	0,189	0,152	4,814
Percentil 50%	0,340	0,494	0,611	0,594	0,567	0,620	0,628	0,551	0,454	0,318	0,287	0,364	5,471
Desviación típica	0,167	0,386	0,511	0,624	0,501	0,530	0,870	0,605	0,733	0,475	0,227	0,303	4,460
Coef. variación	0,542	0,683	0,703	0,794	0,719	0,738	0,989	0,875	1,118	1,022	0,623	0,772	0,615



2805. Río Val (término municipal de Agreda)

(hm ²)	Oct	Nov	Dic	Ene	Feb	Mar	Abr	May	Jun	Jul	Ago	Sep	Total
1940/41	2.187	2.153	1.330	4.123	4.768	5.812	6.226	4.342	3.438	3.168	2.213	1.715	41.477
1941/42	0.651	0.781	0.719	0.637	0.551	1.466	4.598	2.123	1.397	0.894	0.740	0.889	15.446
1942/43	0.503	0.716	1.026	0.931	0.553	0.734	1.222	0.632	0.458	1.617	1.533	0.900	10.823
1943/44	0.455	0.451	1.288	0.884	0.798	1.039	0.687	0.926	1.219	0.839	0.547	1.096	10.228
1944/45	0.577	0.557	0.918	1.689	1.365	1.456	0.792	0.381	0.640	0.891	0.788	0.463	10.517
1945/46	0.246	1.201	3.527	2.500	1.309	1.339	5.385	5.537	3.998	1.842	1.004	0.562	28.449
1946/47	0.286	0.269	0.553	0.501	4.029	4.961	1.877	1.170	1.079	0.669	0.719	1.690	17.803
1947/48	0.683	0.481	1.276	3.907	2.832	2.046	0.993	0.804	0.736	0.455	0.420	0.359	14.993
1948/49	0.266	0.242	0.868	0.715	0.538	1.196	0.937	1.120	1.557	1.463	0.985	3.541	13.428
1949/50	1.450	1.074	1.059	0.727	0.947	1.073	0.611	0.861	0.866	0.531	0.378	0.235	9.811
1950/51	0.210	0.258	1.693	3.400	3.761	4.415	3.955	2.135	2.578	2.269	1.335	1.203	27.211
1951/52	0.948	1.435	2.781	1.796	1.442	2.832	2.723	1.261	0.812	1.928	1.701	0.783	20.443
1952/53	0.285	0.449	1.025	1.162	0.839	0.660	0.931	0.500	4.077	3.361	1.427	0.665	15.382
1953/54	1.576	1.257	1.271	1.082	1.105	3.486	1.770	1.566	2.624	1.915	0.874	0.436	18.962
1954/55	0.195	0.661	0.705	1.313	2.992	3.054	1.666	1.013	1.347	1.552	1.172	0.613	16.284
1955/56	0.676	0.687	2.777	2.876	1.610	6.204	3.929	4.073	3.154	1.526	0.947	1.556	30.015
1956/57	0.638	0.755	0.623	0.328	0.533	0.710	0.547	0.720	1.386	1.170	0.757	0.575	8.743
1957/58	0.413	0.355	0.278	1.096	1.060	1.786	1.130	0.591	0.984	0.846	0.550	0.702	9.790
1958/59	0.368	0.414	5.152	2.751	1.003	2.188	1.923	1.394	1.759	2.396	1.657	2.169	23.174
1959/60	1.169	1.424	4.505	3.592	4.369	6.072	2.398	0.813	0.725	0.537	0.426	0.501	26.531
1960/61	1.887	1.975	2.773	2.445	1.380	0.939	0.970	0.930	0.889	0.706	0.564	3.005	18.462
1961/62	1.372	6.008	4.675	2.853	3.762	6.256	4.208	1.832	1.437	0.988	0.710	1.170	35.272
1962/63	1.177	1.133	1.213	2.217	2.520	4.031	2.428	0.911	1.014	0.876	0.572	1.194	19.286
1963/64	0.507	0.778	2.020	1.202	1.939	3.443	2.122	0.844	0.724	0.607	0.482	0.387	15.056
1964/65	0.217	0.418	1.125	1.133	1.101	3.462	1.808	0.625	0.463	0.411	0.365	0.596	11.725
1965/66	0.894	1.869	1.834	2.372	4.393	4.139	2.754	1.476	1.447	1.054	0.646	0.472	23.351
1966/67	0.421	1.212	1.092	0.642	0.601	0.660	0.493	0.304	0.325	0.328	0.315	0.308	6.701
1967/68	0.365	4.462	3.495	1.241	0.851	2.801	3.421	1.514	0.945	0.617	0.652	0.555	20.918
1968/69	0.213	0.910	2.702	2.146	1.662	3.573	5.227	2.635	2.283	2.525	1.703	3.224	28.803
1969/70	1.634	1.033	1.020	3.062	1.951	1.351	0.596	0.286	0.691	0.725	0.512	0.313	13.174
1970/71	0.163	0.469	0.706	0.968	0.711	0.648	1.829	2.844	3.410	2.605	1.463	0.773	16.590
1971/72	0.306	0.723	0.911	1.055	2.361	3.094	1.228	0.471	0.552	0.578	0.578	3.506	15.362
1972/73	2.053	2.000	2.441	1.730	0.962	0.582	0.401	0.352	1.349	1.849	1.391	0.745	15.855
1973/74	0.392	1.199	1.716	1.538	1.585	5.858	3.577	1.159	0.757	0.575	0.784	0.619	19.759
1974/75	0.255	1.166	0.938	0.454	0.821	1.234	1.193	1.913	2.244	1.419	1.324	1.465	14.424
1975/76	0.471	0.580	1.215	0.763	1.419	1.580	3.549	1.621	1.293	1.001	1.004	0.829	15.324
1976/77	0.754	1.372	5.232	8.108	6.411	5.314	2.360	4.167	7.501	5.222	2.198	0.934	49.574
1977/78	0.626	0.647	1.292	1.944	2.513	2.373	2.438	1.351	1.209	0.870	0.505	0.343	16.111
1978/79	0.153	0.144	1.889	5.345	6.232	5.194	3.202	2.158	1.651	0.992	0.746	0.577	28.283
1979/80	1.372	1.408	0.951	0.830	1.651	2.749	1.972	2.698	2.812	1.630	0.914	0.572	19.559
1980/81	0.260	0.683	0.669	0.345	0.361	0.499	3.291	1.624	0.943	0.538	0.436	0.442	10.091
1981/82	0.195	0.162	2.229	1.545	1.060	0.882	0.394	0.848	0.868	0.921	0.897	0.872	10.872
1982/83	0.815	1.477	1.671	0.788	0.360	0.369	0.795	0.408	0.474	0.646	2.317	1.639	11.757
1983/84	0.330	0.530	0.973	0.647	0.799	1.587	0.878	2.222	2.520	1.454	0.651	0.319	12.910
1984/85	0.269	3.471	2.773	1.354	2.018	2.001	1.820	1.519	1.260	0.852	0.669	0.428	18.434
1985/86	0.152	0.418	0.635	1.152	1.938	1.901	2.175	1.128	0.701	0.426	0.396	1.548	12.570
1986/87	1.149	0.982	0.907	1.767	2.391	2.075	1.434	0.612	0.368	0.476	0.512	0.372	13.045
1987/88	1.087	1.391	2.548	4.662	3.254	1.814	10.710	6.414	9.993	6.854	2.901	1.243	52.870
1988/89	0.616	1.088	0.798	0.303	0.613	0.970	1.831	1.202	0.847	0.498	0.461	0.360	9.585
1989/90	0.139	0.875	1.139	1.904	1.677	1.612	1.951	1.657	1.608	0.962	1.195	1.456	16.175
1990/91	1.284	1.553	1.756	1.250	1.071	2.898	4.400	2.738	1.456	0.908	0.682	1.070	21.066
1991/92	0.886	1.364	1.393	1.327	1.378	1.478	1.054	1.009	0.696	0.883	0.724	0.896	13.088
1992/93	1.020	1.370	1.371	1.533	1.022	1.024	1.224	1.380	0.889	0.848	0.721	0.825	13.230
1993/94	0.928	1.738	2.055	1.541	1.279	1.521	1.130	0.875	0.680	0.614	0.604	0.485	13.448
1994/95	0.755	1.263	1.099	1.481	1.005	1.135	1.354	1.083	0.936	0.746	1.380	0.944	13.181
1995/96	1.329	1.108	1.667	3.010	3.862	4.005	3.116	2.381	1.732	1.054	1.161	1.169	25.594
1996/97	1.166	1.304	3.801	5.412	4.802	2.677	2.006	1.731	3.075	2.013	1.545	1.592	31.123
1997/98	1.481	2.755	4.617	4.030	2.879	2.282	2.052	1.978	1.873	1.066	1.112	1.138	27.263
1998/99	1.271	1.691	1.573	1.474	1.793	2.139	1.453	1.408	1.209	1.117	1.218	1.106	17.451
1999/00	1.313	1.904	2.442	1.926	1.659	1.654	1.780	1.774	0.773	0.510	0.357	0.281	16.374
2000/01	1.253	1.997	2.153	4.508	2.844	3.948	1.882	0.490	0.371	0.431	0.501	0.389	20.767
2001/02	0.406	0.584	0.404	0.301	0.295	0.542	1.441	1.981	1.893	1.115	1.784	1.615	12.360
2002/03	0.640	1.075	1.083	1.694	2.021	1.747	1.354	1.146	1.952	2.707	1.331	1.483	18.234
2003/04	1.449	4.299	6.174	5.860	5.021	6.804	8.117	7.490	5.247	3.353	1.664	2.427	57.907
2004/05	1.155	0.963	0.910	0.535	0.434	0.491	0.502	1.297	1.146	0.585	0.368	0.805	9.192
2005/06	0.615	2.685	2.098	1.901	1.291	2.210	1.032	0.570	1.862	2.238	1.229	4.296	22.026

2805. Río Val (término municipal de Agreda)

1940/2005
(hm³)

Serie completa

	Oct	Nov	Dic	Ene	Feb	Mar	Abr	May	Jun	Jul	Ago	Sep	Total
Máximo	2,187	6,008	6,174	8,108	6,411	6,804	10,710	7,490	9,993	6,854	2,901	4,296	57,907
Mínimo	0,139	0,144	0,278	0,301	0,295	0,369	0,394	0,286	0,325	0,328	0,315	0,235	6,701
Media	0,772	1,271	1,842	1,974	1,945	2,456	2,261	1,652	1,715	1,352	0,976	1,082	19,299

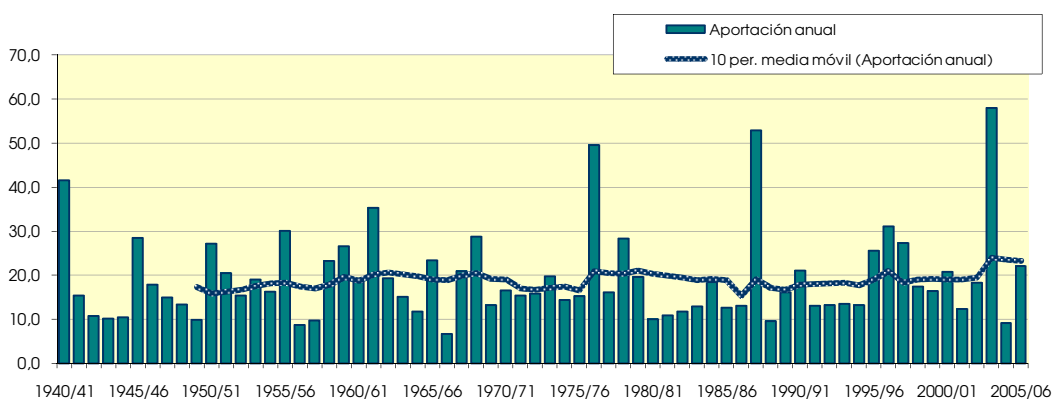
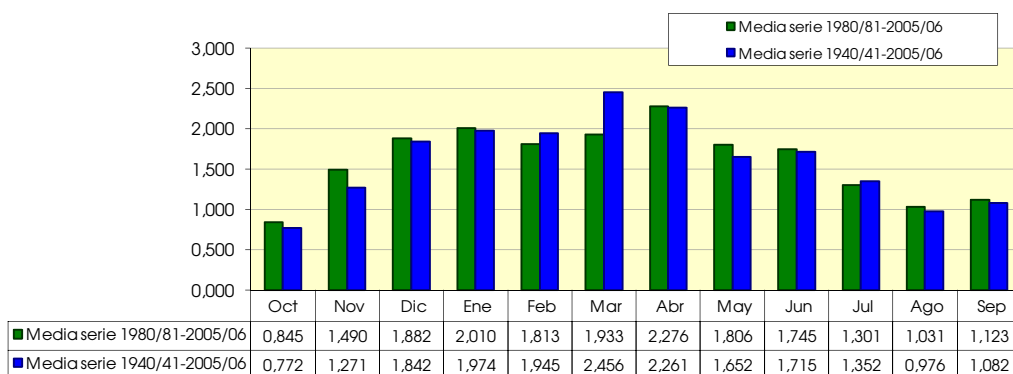
Percentil 1%	0,148	0,156	0,360	0,302	0,338	0,448	0,398	0,298	0,353	0,382	0,342	0,264	8,028
Percentil 5%	0,171	0,261	0,626	0,372	0,459	0,552	0,513	0,388	0,460	0,437	0,371	0,314	9,637
Percentil 10%	0,212	0,416	0,706	0,586	0,552	0,660	0,649	0,495	0,596	0,504	0,423	0,359	10,160
Percentil 25%	0,312	0,600	0,957	0,940	0,951	1,151	1,073	0,845	0,783	0,624	0,553	0,489	13,056
Percentil 50%	0,639	1,081	1,311	1,536	1,431	1,951	1,824	1,279	1,239	0,941	0,771	0,827	16,230
Desviación típica	0,519	1,047	1,299	1,541	1,456	1,705	1,841	1,390	1,620	1,134	0,552	0,860	10,217
Coef. variación	0,671	0,824	0,705	0,780	0,748	0,694	0,814	0,842	0,945	0,838	0,565	0,794	0,529

1980/2005
(hm³)

Serie para asignación y reserva

	Oct	Nov	Dic	Ene	Feb	Mar	Abr	May	Jun	Jul	Ago	Sep	Total
Máximo	1,481	4,299	6,174	5,860	5,021	6,804	10,710	7,490	9,993	6,854	2,901	4,296	57,907
Mínimo	0,139	0,162	0,404	0,301	0,295	0,369	0,394	0,408	0,368	0,426	0,357	0,281	9,192
Media	0,845	1,490	1,882	2,010	1,813	1,933	2,276	1,806	1,745	1,301	1,031	1,123	19,254

Percentil 1%	0,143	0,226	0,461	0,301	0,312	0,399	0,421	0,429	0,369	0,428	0,360	0,290	9,290
Percentil 5%	0,163	0,446	0,643	0,313	0,361	0,493	0,575	0,510	0,397	0,442	0,375	0,329	9,712
Percentil 10%	0,228	0,557	0,734	0,440	0,398	0,521	0,836	0,591	0,577	0,487	0,416	0,366	10,481
Percentil 25%	0,458	0,968	1,001	1,177	1,009	1,052	1,153	1,028	0,792	0,592	0,535	0,453	12,655
Percentil 50%	0,907	1,334	1,620	1,537	1,518	1,701	1,616	1,394	1,178	0,895	0,810	1,007	14,812
Desviación típica	0,440	0,942	1,312	1,581	1,299	1,365	2,303	1,632	1,970	1,347	0,633	0,841	12,044
Coef. variación	0,521	0,633	0,697	0,787	0,717	0,706	1,012	0,903	1,129	1,036	0,614	0,749	0,626



2806. Río Queiles Piscifactoría Vozmediano

(hm ²)	Oct	Nov	Dic	Ene	Feb	Mar	Abr	May	Jun	Jul	Ago	Sep	Total
1940/41	0.164	0.037	0.023	0.210	0.095	0.113	0.149	0.094	0.060	0.061	0.037	0.037	1.081
1941/42	0.010	0.015	0.015	0.018	0.011	0.031	0.158	0.039	0.025	0.014	0.011	0.020	0.366
1942/43	0.010	0.025	0.030	0.021	0.010	0.013	0.021	0.012	0.008	0.034	0.029	0.019	0.230
1943/44	0.009	0.008	0.057	0.017	0.034	0.018	0.013	0.024	0.025	0.015	0.009	0.032	0.261
1944/45	0.012	0.017	0.033	0.148	0.026	0.030	0.015	0.007	0.013	0.020	0.015	0.008	0.345
1945/46	0.006	0.059	0.111	0.083	0.024	0.028	0.162	0.147	0.072	0.029	0.014	0.007	0.742
1946/47	0.005	0.004	0.014	0.009	0.147	0.097	0.033	0.034	0.019	0.011	0.011	0.041	0.425
1947/48	0.013	0.009	0.044	0.118	0.062	0.037	0.020	0.019	0.013	0.007	0.006	0.006	0.355
1948/49	0.007	0.004	0.048	0.016	0.013	0.033	0.019	0.030	0.031	0.026	0.017	0.122	0.367
1949/50	0.026	0.020	0.020	0.030	0.018	0.020	0.012	0.021	0.016	0.009	0.006	0.003	0.200
1950/51	0.004	0.004	0.159	0.184	0.092	0.087	0.102	0.042	0.048	0.042	0.022	0.025	0.811
1951/52	0.035	0.036	0.093	0.042	0.041	0.066	0.053	0.023	0.014	0.031	0.032	0.014	0.482
1952/53	0.005	0.008	0.025	0.161	0.017	0.011	0.024	0.009	0.141	0.061	0.023	0.009	0.493
1953/54	0.067	0.022	0.037	0.049	0.037	0.092	0.033	0.039	0.060	0.034	0.014	0.006	0.490
1954/55	0.003	0.010	0.012	0.028	0.105	0.080	0.030	0.019	0.029	0.030	0.021	0.010	0.378
1955/56	0.021	0.012	0.063	0.074	0.029	0.202	0.080	0.108	0.054	0.022	0.012	0.027	0.705
1956/57	0.011	0.017	0.011	0.006	0.010	0.013	0.011	0.019	0.031	0.020	0.012	0.009	0.169
1957/58	0.010	0.006	0.004	0.037	0.020	0.046	0.022	0.011	0.021	0.015	0.009	0.014	0.216
1958/59	0.006	0.008	0.231	0.050	0.017	0.066	0.044	0.035	0.040	0.041	0.028	0.062	0.629
1959/60	0.024	0.029	0.118	0.076	0.082	0.108	0.042	0.013	0.012	0.008	0.006	0.008	0.524
1960/61	0.064	0.035	0.069	0.049	0.021	0.013	0.017	0.020	0.017	0.012	0.009	0.088	0.412
1961/62	0.026	0.200	0.081	0.064	0.069	0.110	0.074	0.030	0.023	0.014	0.009	0.024	0.723
1962/63	0.050	0.022	0.027	0.091	0.054	0.072	0.045	0.016	0.018	0.015	0.009	0.027	0.445
1963/64	0.009	0.018	0.070	0.022	0.038	0.066	0.039	0.015	0.012	0.009	0.007	0.006	0.310
1964/65	0.003	0.007	0.036	0.028	0.024	0.085	0.032	0.010	0.007	0.006	0.006	0.012	0.256
1965/66	0.036	0.049	0.033	0.053	0.085	0.073	0.052	0.027	0.024	0.017	0.009	0.007	0.464
1966/67	0.010	0.049	0.021	0.019	0.013	0.012	0.012	0.005	0.006	0.005	0.005	0.006	0.163
1967/68	0.011	0.182	0.062	0.021	0.013	0.070	0.064	0.027	0.014	0.008	0.009	0.008	0.490
1968/69	0.003	0.018	0.057	0.038	0.030	0.062	0.125	0.046	0.038	0.041	0.029	0.053	0.540
1969/70	0.038	0.017	0.016	0.057	0.035	0.023	0.010	0.005	0.015	0.013	0.008	0.005	0.243
1970/71	0.003	0.010	0.017	0.025	0.012	0.011	0.043	0.064	0.066	0.048	0.024	0.011	0.332
1971/72	0.005	0.014	0.018	0.025	0.055	0.063	0.021	0.008	0.010	0.009	0.009	0.095	0.334
1972/73	0.047	0.043	0.047	0.032	0.015	0.009	0.006	0.006	0.030	0.037	0.025	0.012	0.309
1973/74	0.007	0.033	0.037	0.028	0.031	0.138	0.066	0.020	0.012	0.008	0.013	0.010	0.402
1974/75	0.004	0.027	0.017	0.008	0.022	0.024	0.022	0.044	0.043	0.024	0.024	0.029	0.287
1975/76	0.008	0.012	0.044	0.013	0.037	0.029	0.093	0.031	0.023	0.017	0.017	0.015	0.339
1976/77	0.016	0.030	0.158	0.186	0.112	0.093	0.040	0.082	0.145	0.092	0.034	0.012	1.000
1977/78	0.011	0.011	0.029	0.047	0.051	0.044	0.051	0.025	0.022	0.015	0.008	0.005	0.320
1978/79	0.002	0.002	0.048	0.157	0.128	0.095	0.060	0.040	0.029	0.015	0.011	0.009	0.596
1979/80	0.038	0.027	0.017	0.016	0.038	0.054	0.037	0.052	0.052	0.028	0.014	0.008	0.381
1980/81	0.004	0.014	0.012	0.006	0.006	0.008	0.085	0.031	0.017	0.009	0.007	0.008	0.207
1981/82	0.003	0.003	0.055	0.029	0.020	0.015	0.006	0.018	0.016	0.020	0.017	0.017	0.218
1982/83	0.020	0.031	0.036	0.014	0.006	0.006	0.015	0.007	0.009	0.012	0.044	0.029	0.229
1983/84	0.005	0.010	0.018	0.011	0.017	0.036	0.016	0.054	0.046	0.025	0.010	0.004	0.253
1984/85	0.006	0.110	0.050	0.027	0.037	0.035	0.031	0.029	0.022	0.014	0.011	0.006	0.379
1985/86	0.002	0.008	0.011	0.031	0.039	0.037	0.049	0.022	0.012	0.007	0.006	0.029	0.253
1986/87	0.027	0.018	0.021	0.054	0.047	0.037	0.033	0.011	0.006	0.008	0.009	0.006	0.276
1987/88	0.038	0.029	0.067	0.105	0.058	0.030	0.269	0.123	0.194	0.114	0.040	0.014	1.082
1988/89	0.009	0.032	0.013	0.004	0.011	0.019	0.040	0.026	0.015	0.008	0.007	0.005	0.189
1989/90	0.002	0.023	0.030	0.041	0.029	0.024	0.037	0.044	0.032	0.017	0.020	0.024	0.323
1990/91	0.028	0.028	0.044	0.024	0.041	0.060	0.095	0.050	0.025	0.013	0.009	0.020	0.437
1991/92	0.030	0.025	0.025	0.022	0.021	0.027	0.018	0.020	0.019	0.016	0.012	0.016	0.251
1992/93	0.032	0.025	0.026	0.027	0.021	0.036	0.024	0.029	0.017	0.014	0.011	0.018	0.279
1993/94	0.031	0.033	0.037	0.032	0.024	0.026	0.018	0.017	0.012	0.010	0.010	0.010	0.259
1994/95	0.021	0.026	0.019	0.032	0.018	0.020	0.024	0.023	0.017	0.013	0.029	0.018	0.260
1995/96	0.023	0.023	0.042	0.079	0.081	0.070	0.053	0.042	0.030	0.017	0.024	0.020	0.505
1996/97	0.018	0.041	0.114	0.169	0.084	0.041	0.051	0.035	0.057	0.046	0.027	0.028	0.711
1997/98	0.023	0.080	0.134	0.076	0.049	0.036	0.039	0.036	0.035	0.018	0.017	0.018	0.562
1998/99	0.025	0.029	0.027	0.036	0.043	0.046	0.032	0.025	0.023	0.024	0.022	0.030	0.363
1999/00	0.028	0.036	0.043	0.044	0.027	0.026	0.047	0.034	0.014	0.008	0.005	0.004	0.318
2000/01	0.044	0.044	0.049	0.090	0.051	0.072	0.033	0.007	0.005	0.006	0.008	0.006	0.416
2001/02	0.008	0.013	0.007	0.006	0.005	0.013	0.036	0.056	0.037	0.020	0.036	0.035	0.271
2002/03	0.015	0.027	0.021	0.036	0.051	0.031	0.024	0.023	0.036	0.044	0.018	0.037	0.362
2003/04	0.042	0.092	0.120	0.107	0.085	0.134	0.163	0.144	0.089	0.049	0.021	0.060	1.106
2004/05	0.024	0.016	0.022	0.009	0.007	0.008	0.009	0.027	0.022	0.010	0.006	0.016	0.176
2005/06	0.014	0.095	0.041	0.042	0.029	0.039	0.018	0.010	0.039	0.041	0.022	0.138	0.526

2806. Río Queiles Piscifactoría Vozmediano

1940/2005
(hm³)

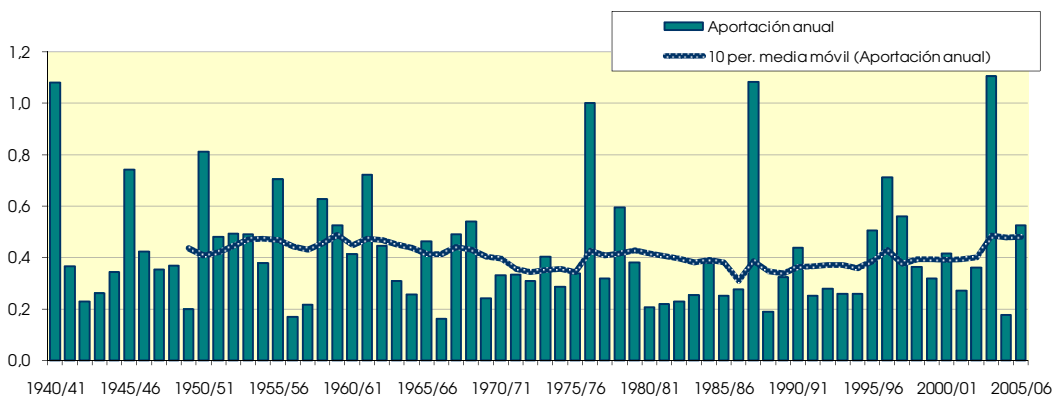
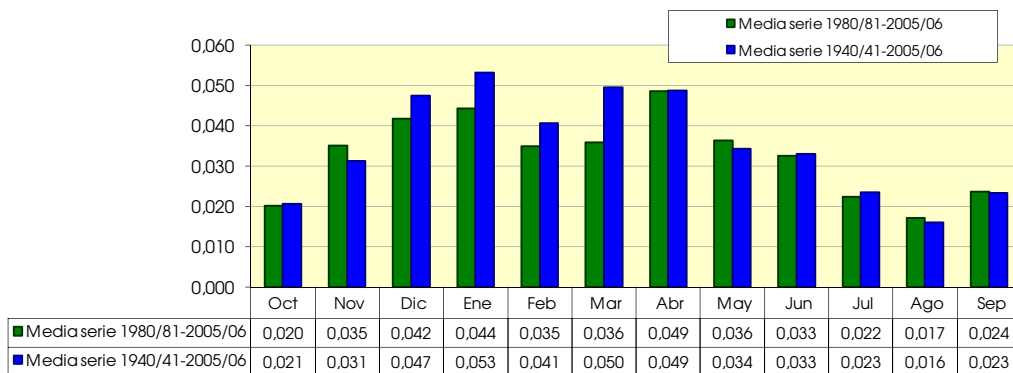
Serie completa

	Oct	Nov	Dic	Ene	Feb	Mar	Abr	May	Jun	Jul	Ago	Sep	Total
Máximo	0,164	0,200	0,231	0,210	0,147	0,202	0,269	0,147	0,194	0,114	0,044	0,138	1,106
Mínimo	0,002	0,002	0,004	0,004	0,005	0,006	0,006	0,005	0,005	0,005	0,005	0,003	0,163
Media	0,021	0,031	0,047	0,053	0,041	0,050	0,049	0,034	0,033	0,023	0,016	0,023	0,422
Percentil 1%	0,002	0,002	0,006	0,005	0,006	0,007	0,006	0,005	0,005	0,006	0,005	0,004	0,167
Percentil 5%	0,003	0,004	0,012	0,007	0,008	0,009	0,010	0,007	0,008	0,007	0,006	0,005	0,191
Percentil 10%	0,003	0,007	0,013	0,010	0,011	0,012	0,013	0,008	0,011	0,008	0,006	0,006	0,217
Percentil 25%	0,006	0,012	0,020	0,022	0,018	0,023	0,020	0,018	0,014	0,010	0,009	0,008	0,260
Percentil 50%	0,013	0,023	0,036	0,034	0,031	0,036	0,034	0,026	0,023	0,016	0,012	0,014	0,363
Desviación típica	0,024	0,036	0,042	0,050	0,031	0,038	0,047	0,030	0,033	0,020	0,010	0,026	0,224
Coef. variación	1,142	1,141	0,892	0,935	0,776	0,766	0,961	0,887	1,009	0,848	0,602	1,133	0,531

1980/2005
(hm³)

Serie para asignación y reserva

	Oct	Nov	Dic	Ene	Feb	Mar	Abr	May	Jun	Jul	Ago	Sep	Total
Máximo	0,044	0,110	0,134	0,169	0,085	0,134	0,269	0,144	0,194	0,114	0,044	0,138	1,106
Mínimo	0,002	0,003	0,007	0,004	0,005	0,006	0,006	0,007	0,005	0,006	0,005	0,004	0,176
Media	0,020	0,035	0,042	0,044	0,035	0,036	0,049	0,036	0,033	0,022	0,017	0,024	0,393
Percentil 1%	0,002	0,004	0,008	0,005	0,005	0,006	0,007	0,007	0,005	0,006	0,005	0,004	0,179
Percentil 5%	0,002	0,009	0,012	0,006	0,006	0,008	0,011	0,008	0,007	0,007	0,006	0,004	0,193
Percentil 10%	0,004	0,011	0,013	0,007	0,007	0,011	0,015	0,010	0,010	0,008	0,006	0,006	0,212
Percentil 25%	0,009	0,019	0,021	0,022	0,018	0,021	0,020	0,021	0,015	0,010	0,009	0,008	0,253
Percentil 50%	0,022	0,027	0,033	0,032	0,029	0,033	0,033	0,028	0,022	0,015	0,014	0,018	0,299
Desviación típica	0,013	0,028	0,033	0,039	0,024	0,026	0,056	0,032	0,038	0,023	0,011	0,027	0,243
Coef. variación	0,624	0,794	0,802	0,876	0,675	0,729	1,142	0,873	1,154	1,007	0,638	1,119	0,619



2808. Río Queiles, central hidroeléctrica de Vozmediano

(hm ²)	Oct	Nov	Dic	Ene	Feb	Mar	Abr	May	Jun	Jul	Ago	Sep	Total
1940/41	0.913	0.170	0.122	1.360	0.496	0.527	0.781	0.438	0.232	0.305	0.159	0.223	5.725
1941/42	0.057	0.104	0.087	0.134	0.061	0.195	0.998	0.172	0.146	0.099	0.091	0.139	2.283
1942/43	0.066	0.167	0.188	0.132	0.050	0.061	0.098	0.047	0.040	0.162	0.092	0.103	1.206
1943/44	0.064	0.057	0.374	0.078	0.179	0.125	0.095	0.142	0.111	0.061	0.052	0.191	1.529
1944/45	0.065	0.107	0.205	0.970	0.137	0.165	0.068	0.036	0.061	0.092	0.068	0.044	2.018
1945/46	0.041	0.373	0.596	0.433	0.122	0.159	0.863	0.720	0.284	0.182	0.127	0.079	3.979
1946/47	0.047	0.031	0.099	0.050	0.916	0.350	0.109	0.192	0.076	0.062	0.063	0.208	2.201
1947/48	0.055	0.054	0.251	0.681	0.221	0.142	0.106	0.095	0.049	0.042	0.044	0.041	1.781
1948/49	0.052	0.022	0.295	0.073	0.073	0.175	0.075	0.151	0.114	0.091	0.075	0.754	1.951
1949/50	0.127	0.129	0.112	0.217	0.094	0.090	0.061	0.118	0.060	0.049	0.042	0.029	1.130
1950/51	0.033	0.022	1.186	1.220	0.512	0.350	0.511	0.191	0.235	0.227	0.136	0.172	4.797
1951/52	0.198	0.198	0.466	0.229	0.270	0.333	0.206	0.074	0.056	0.095	0.092	0.062	2.280
1952/53	0.027	0.047	0.152	1.122	0.078	0.058	0.138	0.039	0.865	0.242	0.147	0.087	3.002
1953/54	0.375	0.105	0.264	0.361	0.272	0.577	0.139	0.244	0.325	0.147	0.093	0.057	2.959
1954/55	0.028	0.052	0.045	0.141	0.651	0.375	0.111	0.065	0.121	0.109	0.082	0.061	1.840
1955/56	0.125	0.052	0.283	0.345	0.094	1.095	0.294	0.696	0.230	0.155	0.117	0.146	3.633
1956/57	0.049	0.105	0.047	0.042	0.055	0.052	0.062	0.103	0.167	0.110	0.083	0.059	0.934
1957/58	0.075	0.036	0.031	0.238	0.106	0.255	0.094	0.050	0.103	0.059	0.053	0.084	1.183
1958/59	0.036	0.050	1.530	0.221	0.128	0.464	0.288	0.244	0.315	0.247	0.162	0.415	4.098
1959/60	0.146	0.171	0.652	0.325	0.358	0.377	0.138	0.061	0.060	0.050	0.045	0.054	2.435
1960/61	0.407	0.201	0.407	0.260	0.104	0.083	0.099	0.096	0.064	0.056	0.053	0.512	2.343
1961/62	0.115	1.202	0.268	0.356	0.325	0.407	0.251	0.098	0.090	0.071	0.062	0.147	3.393
1962/63	0.303	0.134	0.146	0.626	0.250	0.329	0.187	0.066	0.092	0.066	0.056	0.158	2.412
1963/64	0.039	0.119	0.404	0.079	0.199	0.264	0.140	0.053	0.048	0.049	0.045	0.040	1.480
1964/65	0.024	0.050	0.225	0.153	0.126	0.501	0.116	0.046	0.039	0.040	0.035	0.069	1.425
1965/66	0.259	0.368	0.197	0.356	0.458	0.259	0.242	0.118	0.107	0.082	0.064	0.057	2.567
1966/67	0.078	0.334	0.105	0.135	0.086	0.071	0.078	0.029	0.031	0.032	0.034	0.042	1.056
1967/68	0.084	1.187	0.331	0.166	0.110	0.505	0.368	0.151	0.105	0.084	0.078	0.059	3.229
1968/69	0.024	0.123	0.333	0.151	0.148	0.277	0.662	0.199	0.186	0.175	0.130	0.212	2.620
1969/70	0.186	0.083	0.072	0.261	0.121	0.096	0.046	0.025	0.075	0.051	0.046	0.033	1.094
1970/71	0.019	0.051	0.084	0.130	0.051	0.054	0.204	0.273	0.252	0.201	0.125	0.081	1.523
1971/72	0.041	0.078	0.093	0.127	0.277	0.270	0.094	0.043	0.061	0.058	0.054	0.522	1.718
1972/73	0.232	0.224	0.218	0.134	0.069	0.053	0.039	0.030	0.144	0.142	0.101	0.065	1.452
1973/74	0.040	0.170	0.140	0.094	0.116	0.647	0.220	0.078	0.063	0.062	0.077	0.059	1.766
1974/75	0.030	0.134	0.060	0.042	0.133	0.099	0.091	0.208	0.181	0.115	0.139	0.143	1.376
1975/76	0.039	0.069	0.291	0.071	0.231	0.123	0.472	0.115	0.101	0.079	0.087	0.066	1.745
1976/77	0.077	0.118	0.822	0.869	0.380	0.332	0.152	0.334	0.555	0.299	0.171	0.095	4.204
1977/78	0.071	0.057	0.150	0.224	0.216	0.156	0.208	0.082	0.081	0.060	0.047	0.037	1.388
1978/79	0.017	0.017	0.240	0.808	0.505	0.272	0.208	0.139	0.105	0.083	0.065	0.050	2.509
1979/80	0.180	0.088	0.062	0.066	0.176	0.183	0.123	0.188	0.140	0.094	0.073	0.055	1.429
1980/81	0.030	0.076	0.051	0.029	0.031	0.036	0.398	0.094	0.063	0.047	0.042	0.045	0.942
1981/82	0.019	0.016	0.265	0.094	0.086	0.071	0.037	0.087	0.055	0.107	0.080	0.084	1.001
1982/83	0.101	0.119	0.144	0.049	0.029	0.033	0.064	0.025	0.041	0.051	0.184	0.105	0.943
1983/84	0.030	0.066	0.088	0.047	0.092	0.168	0.058	0.249	0.148	0.098	0.061	0.037	1.144
1984/85	0.042	0.581	0.187	0.138	0.165	0.117	0.100	0.092	0.065	0.057	0.055	0.043	1.641
1985/86	0.018	0.046	0.048	0.167	0.139	0.115	0.200	0.066	0.044	0.037	0.039	0.123	1.042
1986/87	0.134	0.090	0.128	0.289	0.176	0.114	0.152	0.038	0.030	0.036	0.041	0.036	1.263
1987/88	0.205	0.122	0.379	0.529	0.217	0.141	1.427	0.530	0.982	0.557	0.335	0.180	5.603
1988/89	0.082	0.219	0.072	0.036	0.061	0.085	0.167	0.106	0.062	0.049	0.051	0.040	1.031
1989/90	0.017	0.141	0.162	0.183	0.123	0.158	0.179	0.222	0.130	0.074	0.106	0.147	1.641
1990/91	0.143	0.110	0.230	0.095	0.252	0.240	0.407	0.167	0.100	0.091	0.080	0.124	2.038
1991/92	0.158	0.089	0.099	0.111	0.130	0.138	0.071	0.084	0.102	0.061	0.066	0.100	1.207
1992/93	0.157	0.092	0.122	0.115	0.110	0.231	0.090	0.118	0.047	0.063	0.068	0.098	1.310
1993/94	0.149	0.106	0.146	0.176	0.107	0.116	0.110	0.092	0.054	0.058	0.061	0.063	1.239
1994/95	0.099	0.106	0.076	0.160	0.070	0.087	0.104	0.095	0.061	0.066	0.130	0.052	1.106
1995/96	0.098	0.110	0.188	0.380	0.317	0.285	0.247	0.185	0.127	0.089	0.161	0.095	2.282
1996/97	0.118	0.226	0.608	0.972	0.345	0.274	0.303	0.172	0.256	0.238	0.109	0.156	3.777
1997/98	0.141	0.406	0.691	0.262	0.202	0.189	0.149	0.105	0.105	0.062	0.085	0.087	2.483
1998/99	0.122	0.118	0.119	0.185	0.195	0.188	0.129	0.089	0.101	0.110	0.075	0.149	1.579
1999/00	0.111	0.120	0.150	0.224	0.122	0.156	0.212	0.103	0.061	0.047	0.038	0.031	1.376
2000/01	0.231	0.197	0.256	0.386	0.154	0.250	0.096	0.034	0.032	0.041	0.047	0.040	1.764
2001/02	0.047	0.054	0.031	0.038	0.022	0.081	0.147	0.251	0.116	0.080	0.176	0.165	1.207
2002/03	0.070	0.137	0.080	0.155	0.218	0.127	0.107	0.099	0.113	0.220	0.144	0.230	1.699
2003/04	0.207	0.373	0.433	0.442	0.335	0.626	0.714	0.617	0.398	0.357	0.216	0.462	5.179
2004/05	0.172	0.100	0.149	0.058	0.040	0.050	0.044	0.101	0.061	0.045	0.037	0.085	0.942
2005/06	0.074	0.488	0.151	0.199	0.136	0.149	0.080	0.040	0.154	0.124	0.079	0.797	2.471

2808. Río Queiles, central hidroeléctrica de Vozmediano

1940/2005
(hm³)

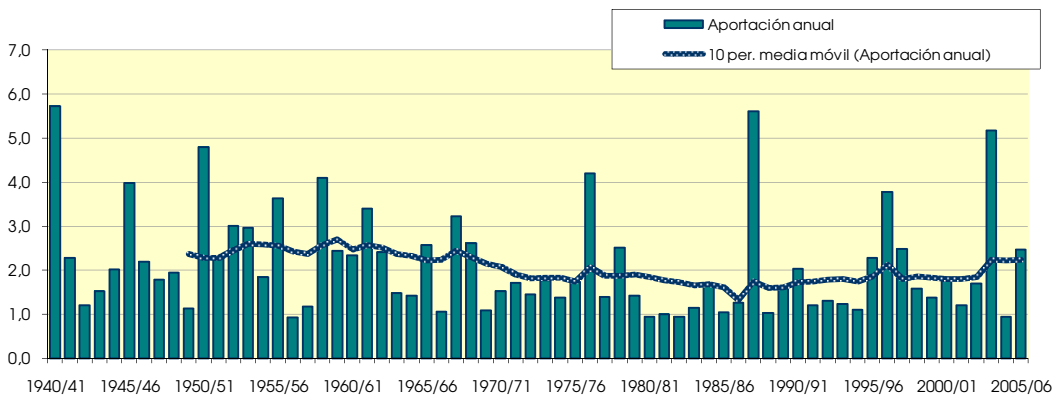
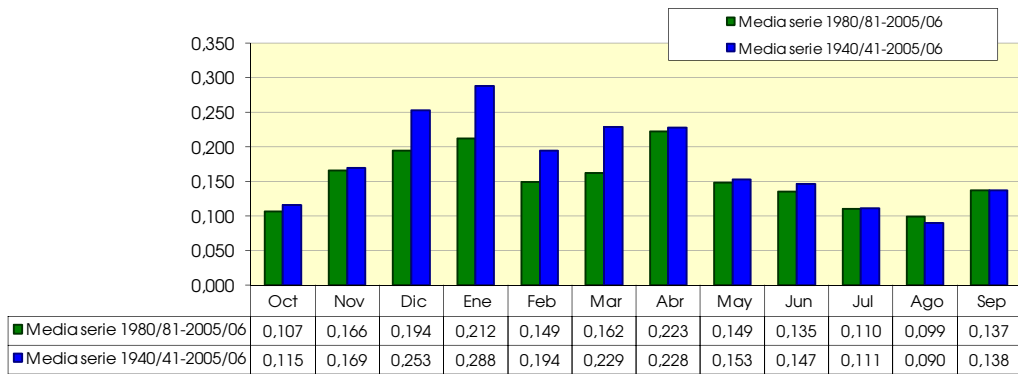
Serie completa

	Oct	Nov	Dic	Ene	Feb	Mar	Abr	May	Jun	Jul	Ago	Sep	Total
Máximo	0,913	1,202	1,530	1,360	0,916	1,095	1,427	0,720	0,982	0,557	0,335	0,797	5,725
Mínimo	0,017	0,016	0,031	0,029	0,022	0,033	0,037	0,025	0,030	0,032	0,034	0,029	0,934
Media	0,115	0,169	0,253	0,288	0,194	0,229	0,228	0,153	0,147	0,111	0,090	0,138	2,115
Percentil 1%	0,017	0,016	0,031	0,033	0,027	0,035	0,038	0,025	0,031	0,035	0,035	0,031	0,939
Percentil 5%	0,019	0,024	0,047	0,042	0,043	0,052	0,049	0,031	0,039	0,040	0,038	0,036	0,958
Percentil 10%	0,026	0,047	0,061	0,049	0,058	0,060	0,063	0,038	0,046	0,046	0,042	0,040	1,049
Percentil 25%	0,040	0,059	0,099	0,099	0,094	0,103	0,094	0,066	0,061	0,057	0,053	0,054	1,245
Percentil 50%	0,076	0,108	0,157	0,171	0,137	0,166	0,139	0,102	0,102	0,081	0,076	0,085	1,731
Desviación típica	0,131	0,215	0,262	0,303	0,160	0,186	0,252	0,149	0,168	0,092	0,053	0,156	1,174
Coef. variación	1,132	1,270	1,036	1,052	0,823	0,811	1,105	0,974	1,147	0,823	0,589	1,133	0,555

1980/2005
(hm³)

Serie para asignación y reserva

	Oct	Nov	Dic	Ene	Feb	Mar	Abr	May	Jun	Jul	Ago	Sep	Total
Máximo	0,231	0,581	0,691	0,972	0,345	0,626	1,427	0,617	0,982	0,557	0,335	0,797	5,603
Mínimo	0,017	0,016	0,031	0,029	0,022	0,033	0,037	0,025	0,030	0,036	0,037	0,031	0,942
Media	0,107	0,166	0,194	0,212	0,149	0,162	0,223	0,149	0,135	0,110	0,099	0,137	1,843
Percentil 1%	0,017	0,024	0,035	0,031	0,024	0,034	0,038	0,027	0,030	0,036	0,037	0,032	0,942
Percentil 5%	0,018	0,048	0,049	0,036	0,030	0,039	0,048	0,035	0,034	0,038	0,038	0,036	0,943
Percentil 10%	0,025	0,060	0,061	0,042	0,035	0,061	0,061	0,039	0,042	0,043	0,040	0,038	0,972
Percentil 25%	0,053	0,091	0,091	0,095	0,088	0,094	0,091	0,087	0,056	0,050	0,052	0,047	1,115
Percentil 50%	0,106	0,114	0,147	0,163	0,133	0,139	0,138	0,100	0,083	0,064	0,077	0,096	1,343
Desviación típica	0,062	0,141	0,165	0,203	0,092	0,118	0,286	0,140	0,190	0,117	0,070	0,161	1,228
Coef. variación	0,581	0,850	0,848	0,959	0,614	0,724	1,285	0,941	1,405	1,062	0,706	1,171	0,666



2811. Río Queiles, central hidroeléctrica de Quiles II

(hm ²)	Oct	Nov	Dic	Ene	Feb	Mar	Abr	May	Jun	Jul	Ago	Sep	Total
1940/41	1,447	0,396	0,277	2,143	1,028	1,136	1,570	0,941	0,576	0,635	0,390	0,411	10,951
1941/42	0,129	0,188	0,172	0,223	0,132	0,356	1,749	0,408	0,323	0,226	0,199	0,255	4,360
1942/43	0,126	0,269	0,321	0,240	0,116	0,141	0,211	0,112	0,094	0,308	0,242	0,207	2,386
1943/44	0,119	0,113	0,575	0,181	0,325	0,235	0,173	0,251	0,236	0,153	0,122	0,316	2,799
1944/45	0,127	0,180	0,332	1,397	0,303	0,342	0,158	0,079	0,129	0,187	0,153	0,100	3,489
1945/46	0,071	0,561	0,998	0,746	0,278	0,327	1,647	1,494	0,716	0,425	0,282	0,172	7,716
1946/47	0,088	0,068	0,168	0,108	1,436	0,808	0,288	0,339	0,189	0,144	0,146	0,380	4,160
1947/48	0,127	0,109	0,400	1,089	0,496	0,345	0,218	0,188	0,124	0,097	0,099	0,088	3,381
1948/49	0,086	0,052	0,431	0,151	0,140	0,323	0,171	0,281	0,266	0,233	0,183	1,224	3,541
1949/50	0,305	0,262	0,234	0,336	0,192	0,198	0,129	0,214	0,154	0,117	0,097	0,066	2,304
1950/51	0,058	0,052	1,600	1,882	0,965	0,805	1,045	0,434	0,523	0,496	0,311	0,325	8,495
1951/52	0,335	0,368	0,824	0,440	0,467	0,658	0,463	0,192	0,142	0,246	0,250	0,145	4,529
1952/53	0,060	0,093	0,258	1,486	0,195	0,145	0,266	0,095	1,455	0,612	0,342	0,191	5,199
1953/54	0,609	0,255	0,452	0,566	0,454	1,053	0,337	0,453	0,637	0,365	0,215	0,125	5,522
1954/55	0,057	0,110	0,113	0,263	1,031	0,714	0,265	0,157	0,255	0,255	0,204	0,134	3,559
1955/56	0,208	0,127	0,526	0,633	0,247	1,920	0,686	1,282	0,573	0,356	0,255	0,306	7,117
1956/57	0,119	0,189	0,114	0,083	0,112	0,124	0,122	0,188	0,334	0,263	0,192	0,136	1,975
1957/58	0,127	0,083	0,069	0,380	0,228	0,464	0,212	0,113	0,206	0,150	0,122	0,167	2,319
1958/59	0,080	0,098	2,330	0,544	0,278	0,824	0,563	0,476	0,617	0,547	0,385	0,703	7,446
1959/60	0,290	0,335	1,128	0,676	0,744	0,893	0,362	0,141	0,138	0,117	0,102	0,112	5,038
1960/61	0,667	0,437	0,745	0,529	0,253	0,192	0,198	0,189	0,154	0,137	0,125	0,849	4,473
1961/62	0,264	1,997	0,701	0,660	0,669	0,928	0,601	0,251	0,219	0,171	0,144	0,274	6,880
1962/63	0,483	0,274	0,294	0,994	0,535	0,717	0,429	0,162	0,199	0,162	0,128	0,284	4,664
1963/64	0,097	0,207	0,659	0,204	0,382	0,578	0,333	0,133	0,119	0,117	0,105	0,089	3,024
1964/65	0,051	0,096	0,369	0,288	0,261	0,891	0,294	0,112	0,094	0,090	0,082	0,133	2,761
1965/66	0,426	0,658	0,430	0,640	0,904	0,661	0,519	0,269	0,253	0,199	0,146	0,121	5,226
1966/67	0,132	0,524	0,230	0,230	0,167	0,156	0,148	0,066	0,072	0,076	0,078	0,084	1,962
1967/68	0,134	1,919	0,764	0,354	0,233	0,917	0,762	0,339	0,241	0,186	0,173	0,133	6,155
1968/69	0,054	0,214	0,594	0,357	0,321	0,603	1,262	0,487	0,441	0,432	0,321	0,471	5,558
1969/70	0,354	0,197	0,176	0,508	0,315	0,237	0,113	0,058	0,150	0,130	0,109	0,076	2,423
1970/71	0,039	0,097	0,164	0,242	0,127	0,126	0,396	0,563	0,586	0,474	0,300	0,183	3,298
1971/72	0,083	0,152	0,190	0,240	0,521	0,592	0,233	0,100	0,131	0,133	0,127	0,915	3,417
1972/73	0,471	0,458	0,471	0,312	0,172	0,124	0,085	0,068	0,276	0,321	0,248	0,154	3,160
1973/74	0,083	0,294	0,300	0,225	0,262	1,236	0,553	0,196	0,149	0,137	0,171	0,136	3,740
1974/75	0,063	0,249	0,157	0,093	0,235	0,233	0,210	0,414	0,420	0,281	0,296	0,300	2,951
1975/76	0,094	0,132	0,464	0,170	0,401	0,295	0,882	0,286	0,240	0,192	0,197	0,154	3,506
1976/77	0,147	0,243	1,401	1,696	0,964	0,830	0,380	0,720	1,232	0,792	0,412	0,214	9,031
1977/78	0,140	0,130	0,286	0,427	0,461	0,383	0,441	0,206	0,197	0,151	0,109	0,083	3,013
1978/79	0,039	0,037	0,409	1,371	1,080	0,726	0,492	0,335	0,270	0,195	0,153	0,115	5,221
1979/80	0,314	0,217	0,153	0,145	0,334	0,429	0,305	0,419	0,381	0,247	0,173	0,125	3,243
1980/81	0,063	0,145	0,122	0,070	0,071	0,088	0,726	0,246	0,160	0,113	0,097	0,097	1,998
1981/82	0,043	0,038	0,458	0,236	0,196	0,173	0,086	0,172	0,142	0,209	0,183	0,176	2,113
1982/83	0,185	0,252	0,300	0,127	0,071	0,077	0,137	0,064	0,090	0,121	0,398	0,271	2,095
1983/84	0,071	0,125	0,186	0,117	0,180	0,341	0,149	0,474	0,383	0,249	0,143	0,082	2,500
1984/85	0,074	0,981	0,472	0,293	0,352	0,303	0,250	0,222	0,177	0,142	0,132	0,098	3,495
1985/86	0,039	0,088	0,110	0,279	0,308	0,288	0,403	0,167	0,114	0,088	0,090	0,265	2,240
1986/87	0,260	0,204	0,235	0,496	0,395	0,305	0,302	0,099	0,072	0,087	0,100	0,084	2,638
1987/88	0,331	0,265	0,676	1,018	0,542	0,346	2,787	1,212	2,073	1,355	0,753	0,389	11,746
1988/89	0,168	0,365	0,170	0,081	0,126	0,189	0,346	0,231	0,156	0,114	0,114	0,092	2,152
1989/90	0,038	0,242	0,284	0,386	0,306	0,366	0,381	0,413	0,295	0,182	0,251	0,328	3,473
1990/91	0,277	0,264	0,429	0,225	0,399	0,515	0,837	0,425	0,253	0,205	0,179	0,244	4,252
1991/92	0,261	0,217	0,242	0,266	0,300	0,301	0,179	0,180	0,180	0,156	0,156	0,212	2,650
1992/93	0,273	0,237	0,263	0,287	0,243	0,370	0,211	0,247	0,129	0,155	0,157	0,182	2,757
1993/94	0,250	0,269	0,357	0,347	0,239	0,287	0,257	0,189	0,133	0,136	0,143	0,120	2,727
1994/95	0,177	0,235	0,188	0,312	0,168	0,210	0,246	0,205	0,156	0,155	0,261	0,140	2,454
1995/96	0,244	0,213	0,338	0,692	0,715	0,702	0,589	0,432	0,310	0,212	0,298	0,229	4,972
1996/97	0,271	0,370	1,018	1,724	0,873	0,637	0,589	0,372	0,592	0,464	0,272	0,340	7,522
1997/98	0,321	0,699	1,211	0,644	0,497	0,453	0,333	0,270	0,268	0,162	0,206	0,201	5,266
1998/99	0,246	0,285	0,287	0,335	0,382	0,403	0,277	0,229	0,223	0,216	0,198	0,262	3,344
1999/00	0,228	0,294	0,365	0,421	0,303	0,353	0,400	0,264	0,143	0,110	0,087	0,070	3,038
2000/01	0,383	0,399	0,480	0,776	0,414	0,589	0,260	0,083	0,074	0,090	0,107	0,090	3,745
2001/02	0,089	0,114	0,076	0,073	0,054	0,144	0,293	0,473	0,298	0,201	0,355	0,330	2,501
2002/03	0,138	0,252	0,178	0,304	0,454	0,295	0,243	0,214	0,300	0,533	0,325	0,399	3,634
2003/04	0,365	0,777	1,025	1,015	0,838	1,368	1,677	1,468	0,984	0,813	0,474	0,855	11,658
2004/05	0,340	0,231	0,279	0,133	0,096	0,108	0,099	0,219	0,167	0,111	0,085	0,165	2,032
2005/06	0,137	0,815	0,360	0,410	0,279	0,375	0,192	0,099	0,322	0,320	0,204	1,262	4,774

2811. Río Queiles, central hidroeléctrica de Quiles II

1940/2005
(hm³)

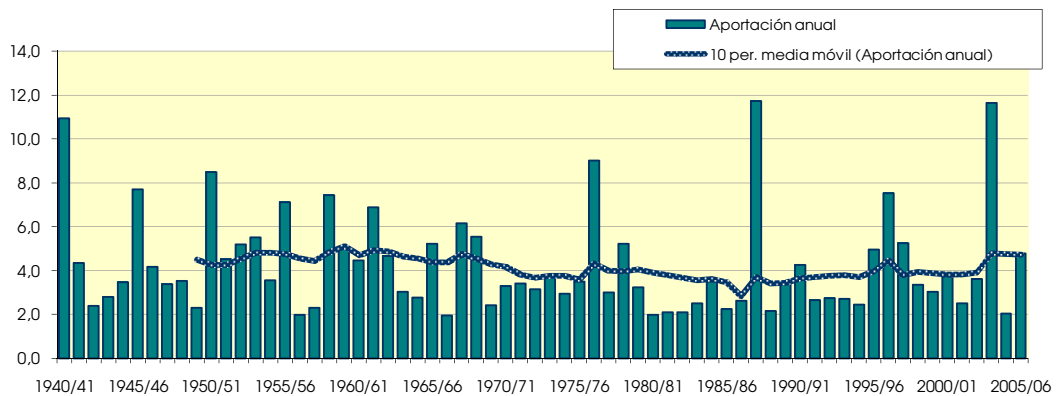
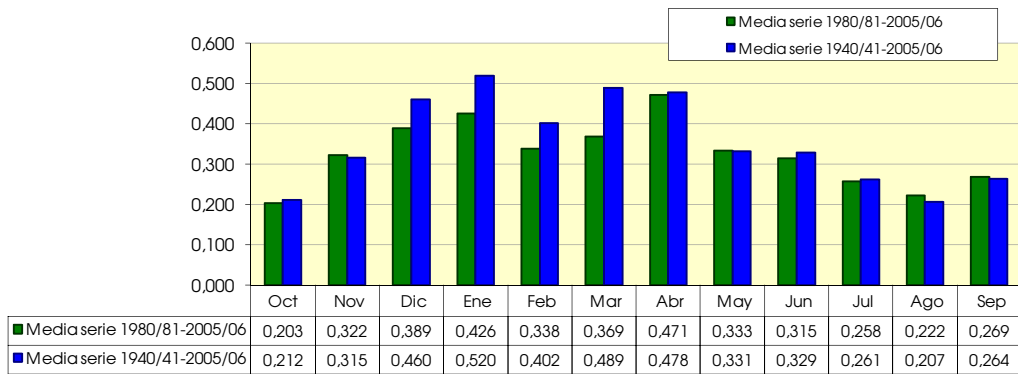
Serie completa

	Oct	Nov	Dic	Ene	Feb	Mar	Abr	May	Jun	Jul	Ago	Sep	Total
Máximo	1,447	1,997	2,330	2,143	1,436	1,920	2,787	1,494	2,073	1,355	0,753	1,262	11,746
Mínimo	0,038	0,037	0,069	0,070	0,054	0,077	0,085	0,058	0,072	0,076	0,078	0,066	1,962
Media	0,212	0,315	0,460	0,520	0,402	0,489	0,478	0,331	0,329	0,261	0,207	0,264	4,269
Percentil 1%	0,039	0,038	0,074	0,072	0,065	0,084	0,086	0,062	0,072	0,083	0,081	0,069	1,971
Percentil 5%	0,040	0,056	0,113	0,086	0,100	0,124	0,116	0,071	0,091	0,090	0,088	0,082	2,048
Percentil 10%	0,055	0,090	0,155	0,122	0,126	0,143	0,142	0,097	0,117	0,110	0,098	0,086	2,196
Percentil 25%	0,083	0,128	0,200	0,226	0,204	0,236	0,211	0,164	0,144	0,136	0,123	0,120	2,670
Percentil 50%	0,137	0,236	0,335	0,342	0,307	0,361	0,303	0,230	0,230	0,189	0,176	0,179	3,492
Desviación típica	0,209	0,349	0,400	0,474	0,293	0,352	0,484	0,311	0,338	0,216	0,117	0,252	2,317
Coef. variación	0,988	1,108	0,869	0,912	0,727	0,720	1,013	0,940	1,028	0,827	0,567	0,955	0,543

1980/2005
(hm³)

Serie para asignación y reserva

	Oct	Nov	Dic	Ene	Feb	Mar	Abr	May	Jun	Jul	Ago	Sep	Total
Máximo	0,383	0,981	1,211	1,724	0,873	1,368	2,787	1,468	2,073	1,355	0,753	1,262	11,746
Mínimo	0,038	0,038	0,076	0,070	0,054	0,077	0,086	0,064	0,072	0,087	0,085	0,070	1,998
Media	0,203	0,322	0,389	0,426	0,338	0,369	0,471	0,333	0,315	0,258	0,222	0,269	3,915
Percentil 1%	0,038	0,051	0,085	0,070	0,058	0,080	0,089	0,069	0,072	0,087	0,086	0,073	2,007
Percentil 5%	0,040	0,094	0,113	0,075	0,071	0,093	0,108	0,087	0,078	0,088	0,088	0,083	2,048
Percentil 10%	0,053	0,119	0,146	0,099	0,084	0,126	0,143	0,099	0,102	0,100	0,094	0,087	2,104
Percentil 25%	0,101	0,214	0,200	0,227	0,184	0,229	0,219	0,182	0,142	0,116	0,119	0,104	2,465
Percentil 50%	0,236	0,252	0,294	0,308	0,304	0,323	0,285	0,230	0,178	0,159	0,181	0,207	2,898
Desviación típica	0,108	0,234	0,290	0,373	0,219	0,258	0,572	0,321	0,405	0,277	0,149	0,259	2,619
Coef. variación	0,534	0,727	0,747	0,876	0,648	0,701	1,214	0,961	1,285	1,073	0,673	0,965	0,669



2814. Río Queiles, azul trasvase río Val

(hm ²)	Oct	Nov	Dic	Ene	Feb	Mar	Abr	May	Jun	Jul	Ago	Sep	Total
1940/41	2.008	0.574	0.415	2.920	1.357	1.495	2.215	1.318	0.807	0.907	0.564	0.605	15.183
1941/42	0.195	0.278	0.254	0.327	0.195	0.488	2.481	0.593	0.494	0.363	0.321	0.389	6.378
1942/43	0.191	0.389	0.458	0.344	0.173	0.206	0.302	0.159	0.140	0.418	0.325	0.306	3.410
1943/44	0.181	0.174	0.802	0.264	0.432	0.348	0.254	0.354	0.322	0.220	0.189	0.449	3.990
1944/45	0.185	0.263	0.470	1.879	0.415	0.468	0.224	0.115	0.180	0.259	0.219	0.151	4.828
1945/46	0.108	0.759	1.308	1.019	0.396	0.461	2.280	2.050	1.025	0.668	0.467	0.290	10.832
1946/47	0.142	0.110	0.252	0.161	1.866	1.042	0.393	0.462	0.269	0.221	0.222	0.527	5.666
1947/48	0.182	0.164	0.552	1.410	0.640	0.471	0.314	0.259	0.175	0.149	0.155	0.139	4.610
1948/49	0.129	0.079	0.590	0.213	0.202	0.439	0.233	0.370	0.354	0.320	0.266	1.737	4.932
1949/50	0.458	0.401	0.353	0.486	0.275	0.281	0.188	0.300	0.219	0.180	0.155	0.108	3.403
1950/51	0.089	0.078	2.174	2.478	1.289	1.079	1.512	0.624	0.760	0.738	0.485	0.494	11.799
1951/52	0.482	0.517	1.096	0.614	0.650	0.886	0.620	0.258	0.202	0.322	0.329	0.209	6.188
1952/53	0.090	0.135	0.358	1.953	0.272	0.215	0.375	0.138	1.929	0.884	0.542	0.316	7.207
1953/54	0.918	0.384	0.687	0.812	0.647	1.476	0.485	0.625	0.892	0.534	0.342	0.208	8.008
1954/55	0.093	0.158	0.157	0.364	1.346	0.941	0.362	0.212	0.342	0.344	0.288	0.205	4.812
1955/56	0.299	0.185	0.700	0.835	0.334	2.505	0.929	1.838	0.834	0.565	0.419	0.450	9.893
1956/57	0.174	0.272	0.167	0.127	0.160	0.175	0.176	0.257	0.470	0.404	0.307	0.216	2.905
1957/58	0.193	0.129	0.110	0.551	0.336	0.642	0.296	0.164	0.285	0.214	0.187	0.252	3.359
1958/59	0.121	0.150	3.155	0.800	0.442	1.201	0.840	0.729	0.965	0.847	0.597	1.042	10.891
1959/60	0.438	0.502	1.504	0.908	0.980	1.162	0.493	0.204	0.205	0.183	0.163	0.172	6.912
1960/61	0.968	0.659	1.074	0.769	0.379	0.301	0.289	0.256	0.214	0.205	0.195	1.188	6.495
1961/62	0.383	2.795	0.959	0.923	0.910	1.185	0.788	0.338	0.305	0.255	0.225	0.403	9.470
1962/63	0.706	0.411	0.437	1.502	0.761	0.991	0.603	0.235	0.289	0.239	0.201	0.408	6.784
1963/64	0.142	0.299	0.898	0.287	0.525	0.769	0.451	0.183	0.171	0.177	0.166	0.142	4.211
1964/65	0.080	0.146	0.521	0.413	0.377	1.208	0.411	0.164	0.143	0.141	0.129	0.196	3.928
1965/66	0.657	0.988	0.658	0.936	1.272	0.918	0.739	0.379	0.361	0.296	0.231	0.193	7.630
1966/67	0.199	0.733	0.338	0.340	0.249	0.237	0.221	0.099	0.108	0.119	0.124	0.133	2.901
1967/68	0.201	2.816	1.160	0.571	0.378	1.430	1.159	0.522	0.389	0.311	0.281	0.212	9.429
1968/69	0.087	0.311	0.821	0.498	0.459	0.818	1.837	0.711	0.654	0.628	0.474	0.646	7.944
1969/70	0.508	0.291	0.258	0.706	0.434	0.342	0.168	0.087	0.212	0.187	0.166	0.120	3.479
1970/71	0.061	0.137	0.234	0.342	0.185	0.189	0.541	0.742	0.793	0.673	0.456	0.292	4.645
1971/72	0.133	0.218	0.274	0.339	0.698	0.804	0.343	0.153	0.202	0.209	0.196	1.285	4.855
1972/73	0.684	0.672	0.673	0.443	0.253	0.193	0.131	0.099	0.375	0.437	0.355	0.235	4.550
1973/74	0.125	0.401	0.395	0.295	0.345	1.631	0.742	0.278	0.226	0.217	0.260	0.210	5.125
1974/75	0.101	0.342	0.219	0.140	0.337	0.328	0.302	0.572	0.588	0.420	0.439	0.434	4.223
1975/76	0.140	0.194	0.674	0.262	0.566	0.419	1.214	0.403	0.348	0.284	0.287	0.225	5.016
1976/77	0.205	0.323	1.918	2.347	1.291	1.142	0.534	0.962	1.637	1.076	0.621	0.344	12.400
1977/78	0.211	0.195	0.406	0.602	0.621	0.519	0.600	0.274	0.268	0.217	0.170	0.132	4.216
1978/79	0.063	0.060	0.540	1.799	1.385	0.934	0.643	0.443	0.379	0.296	0.236	0.175	6.954
1979/80	0.422	0.287	0.213	0.199	0.451	0.563	0.406	0.541	0.483	0.338	0.260	0.197	4.360
1980/81	0.099	0.208	0.175	0.105	0.104	0.129	0.954	0.323	0.227	0.173	0.153	0.149	2.801
1981/82	0.066	0.060	0.602	0.313	0.279	0.258	0.133	0.234	0.197	0.304	0.270	0.256	2.971
1982/83	0.258	0.335	0.402	0.176	0.107	0.118	0.187	0.088	0.129	0.177	0.531	0.380	2.888
1983/84	0.110	0.186	0.265	0.167	0.257	0.469	0.210	0.633	0.513	0.356	0.224	0.135	3.526
1984/85	0.112	1.328	0.665	0.430	0.484	0.411	0.326	0.283	0.233	0.203	0.200	0.155	4.831
1985/86	0.063	0.128	0.156	0.386	0.393	0.374	0.529	0.217	0.160	0.135	0.142	0.366	3.049
1986/87	0.371	0.303	0.350	0.677	0.522	0.406	0.416	0.136	0.108	0.128	0.150	0.131	3.698
1987/88	0.456	0.366	0.965	1.444	0.760	0.514	4.125	1.732	2.990	2.040	1.229	0.664	17.287
1988/89	0.274	0.537	0.261	0.132	0.184	0.271	0.461	0.315	0.227	0.180	0.183	0.148	3.172
1989/90	0.063	0.347	0.388	0.537	0.447	0.576	0.544	0.558	0.408	0.265	0.384	0.508	5.024
1990/91	0.394	0.370	0.612	0.314	0.541	0.675	1.146	0.573	0.364	0.325	0.293	0.367	5.974
1991/92	0.361	0.294	0.345	0.402	0.467	0.441	0.255	0.245	0.246	0.223	0.241	0.329	3.848
1992/93	0.372	0.335	0.379	0.420	0.368	0.525	0.290	0.321	0.169	0.228	0.245	0.262	3.914
1993/94	0.333	0.357	0.507	0.508	0.338	0.423	0.403	0.275	0.197	0.210	0.225	0.181	3.957
1994/95	0.238	0.328	0.268	0.443	0.235	0.305	0.355	0.277	0.219	0.233	0.343	0.184	3.427
1995/96	0.355	0.289	0.431	0.918	0.994	1.002	0.883	0.618	0.444	0.322	0.437	0.341	7.034
1996/97	0.426	0.503	1.339	2.449	1.265	1.011	0.948	0.563	0.858	0.678	0.390	0.515	10.944
1997/98	0.499	0.912	1.615	0.869	0.714	0.688	0.442	0.341	0.350	0.223	0.308	0.295	7.256
1998/99	0.348	0.402	0.417	0.476	0.524	0.542	0.381	0.317	0.314	0.289	0.273	0.358	4.643
1999/00	0.306	0.392	0.494	0.604	0.445	0.543	0.524	0.345	0.204	0.168	0.139	0.113	4.278
2000/01	0.526	0.549	0.681	1.011	0.547	0.765	0.340	0.121	0.115	0.139	0.166	0.142	5.102
2001/02	0.129	0.159	0.112	0.111	0.079	0.214	0.386	0.635	0.396	0.289	0.489	0.467	3.466
2002/03	0.196	0.357	0.237	0.394	0.643	0.406	0.350	0.296	0.407	0.802	0.525	0.578	5.191
2003/04	0.505	1.020	1.386	1.417	1.207	1.978	2.672	2.251	1.452	1.304	0.792	1.398	17.382
2004/05	0.535	0.364	0.429	0.211	0.147	0.166	0.143	0.282	0.218	0.163	0.134	0.236	3.029
2005/06	0.195	1.097	0.494	0.588	0.390	0.530	0.281	0.142	0.423	0.415	0.287	1.698	6.542

2814. Río Queiles, azud trasvase río Val

1940/2005

(hm³)

Serie completa

	Oct	Nov	Dic	Ene	Feb	Mar	Abr	May	Jun	Jul	Ago	Sep	Total
Máximo	2,008	2,816	3,155	2,920	1,866	2,505	4,125	2,251	2,990	2,040	1,229	1,737	17,382
Mínimo	0,061	0,060	0,110	0,105	0,079	0,118	0,131	0,087	0,108	0,119	0,124	0,108	2,801
Media	0,308	0,447	0,640	0,722	0,557	0,676	0,678	0,463	0,463	0,385	0,315	0,391	6,046

Percentil 1%	0,062	0,060	0,111	0,109	0,096	0,125	0,132	0,088	0,108	0,125	0,127	0,111	2,857
Percentil 5%	0,064	0,087	0,159	0,134	0,150	0,179	0,170	0,103	0,131	0,140	0,140	0,131	2,922
Percentil 10%	0,088	0,132	0,216	0,172	0,184	0,210	0,199	0,137	0,165	0,165	0,154	0,137	3,111
Percentil 25%	0,126	0,188	0,290	0,317	0,293	0,343	0,297	0,221	0,206	0,206	0,191	0,181	3,865
Percentil 50%	0,200	0,331	0,464	0,492	0,444	0,522	0,413	0,316	0,318	0,286	0,268	0,276	4,843
Desviación típica	0,295	0,493	0,538	0,640	0,386	0,472	0,711	0,449	0,476	0,322	0,184	0,357	3,338
Coef. variación	0,957	1,104	0,841	0,886	0,693	0,698	1,048	0,968	1,027	0,836	0,583	0,913	0,552

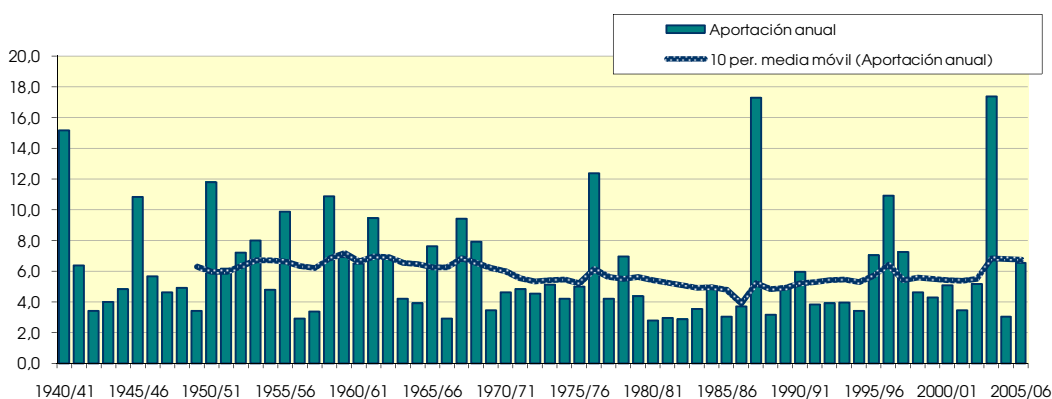
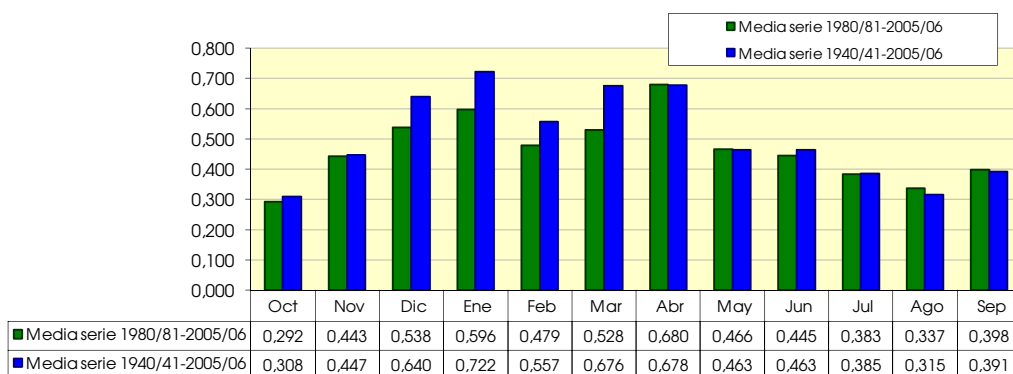
1980/2005

(hm³)

Serie para asignación y reserva

	Oct	Nov	Dic	Ene	Feb	Mar	Abr	May	Jun	Jul	Ago	Sep	Total
Máximo	0,535	1,328	1,615	2,449	1,265	1,978	4,125	2,251	2,990	2,040	1,229	1,698	17,382
Mínimo	0,063	0,060	0,112	0,105	0,079	0,118	0,133	0,088	0,108	0,128	0,134	0,113	2,801
Media	0,292	0,443	0,538	0,596	0,479	0,528	0,680	0,466	0,445	0,383	0,337	0,398	5,586

Percentil 1%	0,063	0,077	0,123	0,107	0,085	0,121	0,136	0,096	0,109	0,130	0,135	0,118	2,823
Percentil 5%	0,064	0,136	0,161	0,116	0,105	0,138	0,154	0,125	0,118	0,136	0,140	0,132	2,909
Percentil 10%	0,083	0,172	0,206	0,149	0,127	0,190	0,198	0,139	0,144	0,151	0,146	0,138	3,000
Percentil 25%	0,146	0,296	0,287	0,313	0,263	0,322	0,299	0,252	0,199	0,177	0,187	0,162	3,437
Percentil 50%	0,320	0,357	0,423	0,437	0,446	0,455	0,395	0,316	0,239	0,230	0,272	0,312	4,118
Desviación típica	0,154	0,309	0,385	0,521	0,311	0,374	0,866	0,483	0,588	0,423	0,239	0,373	3,902
Coef. variación	0,527	0,697	0,716	0,873	0,650	0,708	1,273	1,035	1,322	1,103	0,711	0,936	0,699



2815. Río Huecha de SanMarín, trasvase de Irués

(hm ²)	Oct	Nov	Dic	Ene	Feb	Mar	Abr	May	Jun	Jul	Ago	Sep	Total
1940/41	0,386	0,074	0,048	0,537	0,160	0,130	0,331	0,261	0,103	0,102	0,048	0,067	2,248
1941/42	0,031	0,037	0,029	0,050	0,029	0,049	0,434	0,115	0,075	0,045	0,034	0,040	0,969
1942/43	0,032	0,058	0,058	0,048	0,023	0,020	0,040	0,028	0,020	0,047	0,024	0,029	0,428
1943/44	0,030	0,025	0,117	0,033	0,096	0,028	0,031	0,074	0,040	0,022	0,018	0,051	0,564
1944/45	0,030	0,038	0,064	0,348	0,047	0,043	0,029	0,022	0,024	0,026	0,019	0,014	0,705
1945/46	0,018	0,116	0,160	0,156	0,049	0,046	0,342	0,429	0,137	0,080	0,051	0,033	1,618
1946/47	0,026	0,017	0,032	0,020	0,299	0,081	0,043	0,103	0,035	0,025	0,021	0,053	0,756
1947/48	0,027	0,022	0,070	0,223	0,068	0,040	0,046	0,054	0,022	0,017	0,015	0,014	0,618
1948/49	0,022	0,011	0,074	0,025	0,028	0,045	0,028	0,074	0,042	0,028	0,023	0,198	0,599
1949/50	0,075	0,058	0,043	0,079	0,035	0,030	0,028	0,075	0,029	0,021	0,016	0,012	0,500
1950/51	0,016	0,010	0,439	0,412	0,176	0,094	0,218	0,120	0,106	0,084	0,048	0,052	1,775
1951/52	0,085	0,071	0,139	0,085	0,106	0,090	0,077	0,041	0,027	0,025	0,022	0,018	0,784
1952/53	0,015	0,017	0,041	0,347	0,032	0,021	0,055	0,026	0,312	0,089	0,055	0,035	1,045
1953/54	0,182	0,052	0,093	0,132	0,103	0,161	0,062	0,134	0,129	0,056	0,035	0,023	1,160
1954/55	0,017	0,019	0,015	0,049	0,198	0,093	0,044	0,034	0,043	0,030	0,023	0,020	0,585
1955/56	0,054	0,023	0,079	0,108	0,033	0,263	0,109	0,420	0,115	0,069	0,045	0,043	1,362
1956/57	0,027	0,036	0,018	0,017	0,020	0,016	0,024	0,055	0,067	0,047	0,032	0,022	0,380
1957/58	0,034	0,018	0,014	0,102	0,047	0,077	0,039	0,032	0,039	0,021	0,018	0,029	0,471
1958/59	0,020	0,021	0,503	0,098	0,066	0,142	0,133	0,174	0,166	0,103	0,058	0,120	1,603
1959/60	0,079	0,072	0,191	0,111	0,115	0,091	0,053	0,039	0,029	0,022	0,017	0,017	0,835
1960/61	0,193	0,093	0,142	0,102	0,049	0,033	0,040	0,048	0,027	0,022	0,019	0,137	0,906
1961/62	0,060	0,392	0,088	0,131	0,109	0,092	0,085	0,052	0,038	0,027	0,022	0,045	1,142
1962/63	0,135	0,059	0,059	0,318	0,109	0,082	0,071	0,044	0,039	0,025	0,020	0,041	1,004
1963/64	0,022	0,041	0,115	0,031	0,070	0,063	0,051	0,031	0,023	0,020	0,017	0,015	0,497
1964/65	0,014	0,021	0,066	0,056	0,055	0,119	0,047	0,031	0,022	0,016	0,013	0,018	0,479
1965/66	0,130	0,154	0,081	0,139	0,166	0,078	0,097	0,071	0,047	0,032	0,023	0,020	1,038
1966/67	0,035	0,113	0,039	0,053	0,036	0,026	0,035	0,020	0,016	0,014	0,013	0,013	0,414
1967/68	0,037	0,413	0,138	0,085	0,057	0,177	0,167	0,114	0,065	0,041	0,030	0,022	1,346
1968/69	0,016	0,044	0,103	0,057	0,058	0,072	0,277	0,137	0,094	0,065	0,042	0,058	1,022
1969/70	0,088	0,038	0,029	0,086	0,047	0,032	0,022	0,018	0,030	0,019	0,016	0,012	0,436
1970/71	0,010	0,017	0,027	0,048	0,023	0,019	0,075	0,139	0,099	0,070	0,043	0,030	0,598
1971/72	0,025	0,028	0,033	0,047	0,097	0,077	0,045	0,032	0,032	0,025	0,019	0,159	0,617
1972/73	0,121	0,099	0,077	0,055	0,032	0,021	0,019	0,019	0,053	0,045	0,031	0,023	0,593
1973/74	0,020	0,058	0,037	0,028	0,036	0,180	0,083	0,050	0,034	0,027	0,025	0,021	0,600
1974/75	0,018	0,043	0,021	0,018	0,049	0,030	0,040	0,116	0,078	0,046	0,044	0,043	0,545
1975/76	0,023	0,026	0,105	0,035	0,086	0,039	0,181	0,072	0,049	0,030	0,026	0,020	0,691
1976/77	0,031	0,038	0,268	0,329	0,131	0,096	0,063	0,169	0,204	0,093	0,057	0,036	1,515
1977/78	0,037	0,026	0,049	0,093	0,073	0,043	0,076	0,042	0,032	0,022	0,017	0,014	0,524
1978/79	0,011	0,009	0,065	0,286	0,152	0,064	0,071	0,071	0,048	0,033	0,023	0,017	0,851
1979/80	0,078	0,030	0,020	0,023	0,061	0,047	0,043	0,090	0,045	0,030	0,024	0,020	0,512
1980/81	0,017	0,028	0,018	0,014	0,013	0,012	0,136	0,048	0,030	0,020	0,015	0,016	0,366
1981/82	0,011	0,009	0,075	0,031	0,033	0,026	0,019	0,045	0,024	0,037	0,025	0,025	0,360
1982/83	0,040	0,038	0,042	0,019	0,014	0,012	0,022	0,014	0,017	0,020	0,043	0,030	0,312
1983/84	0,019	0,025	0,028	0,019	0,035	0,047	0,025	0,130	0,058	0,035	0,022	0,015	0,458
1984/85	0,021	0,198	0,066	0,059	0,059	0,033	0,032	0,041	0,024	0,020	0,019	0,016	0,586
1985/86	0,012	0,016	0,016	0,068	0,038	0,028	0,074	0,034	0,020	0,016	0,014	0,031	0,366
1986/87	0,060	0,040	0,050	0,107	0,057	0,030	0,063	0,023	0,016	0,013	0,014	0,013	0,487
1987/88	0,093	0,045	0,132	0,193	0,087	0,051	0,641	0,362	0,462	0,224	0,131	0,077	2,497
1988/89	0,050	0,091	0,031	0,019	0,023	0,026	0,055	0,060	0,031	0,022	0,019	0,016	0,444
1989/90	0,012	0,050	0,143	0,095	0,042	0,026	0,030	0,088	0,046	0,027	0,020	0,019	0,599
1990/91	0,031	0,023	0,042	0,020	0,204	0,097	0,189	0,084	0,047	0,033	0,024	0,033	0,828
1991/92	0,098	0,030	0,021	0,014	0,011	0,012	0,010	0,022	0,075	0,027	0,019	0,021	0,360
1992/93	0,111	0,039	0,035	0,021	0,021	0,089	0,027	0,061	0,026	0,019	0,014	0,028	0,490
1993/94	0,122	0,034	0,025	0,035	0,028	0,019	0,014	0,023	0,017	0,015	0,016	0,026	0,374
1994/95	0,076	0,045	0,026	0,039	0,023	0,018	0,016	0,033	0,021	0,020	0,050	0,018	0,387
1995/96	0,013	0,024	0,136	0,293	0,140	0,078	0,065	0,058	0,037	0,025	0,041	0,022	0,933
1996/97	0,015	0,068	0,212	0,649	0,144	0,084	0,210	0,203	0,114	0,214	0,071	0,057	2,041
1997/98	0,032	0,149	0,304	0,070	0,043	0,028	0,044	0,034	0,034	0,022	0,017	0,016	0,793
1998/99	0,020	0,013	0,011	0,033	0,039	0,040	0,054	0,029	0,030	0,056	0,026	0,085	0,435
1999/00	0,054	0,031	0,024	0,043	0,015	0,013	0,085	0,034	0,028	0,019	0,014	0,012	0,373
2000/01	0,101	0,074	0,097	0,118	0,053	0,061	0,032	0,023	0,018	0,016	0,016	0,014	0,625
2001/02	0,021	0,022	0,012	0,015	0,010	0,027	0,049	0,146	0,044	0,029	0,044	0,049	0,468
2002/03	0,045	0,067	0,051	0,110	0,365	0,129	0,132	0,346	0,115	0,071	0,045	0,110	1,584
2003/04	0,211	0,168	0,106	0,076	0,058	0,179	0,397	0,371	0,141	0,086	0,054	0,142	1,989
2004/05	0,101	0,053	0,061	0,030	0,020	0,018	0,018	0,043	0,022	0,017	0,013	0,023	0,420
2005/06	0,032	0,175	0,052	0,048	0,082	0,048	0,037	0,026	0,051	0,032	0,023	0,219	0,825

2815. Río Huecha de SanMarín, trasvase de Irués

1940/2005
(hm³)

Serie completa

	Oct	Nov	Dic	Ene	Feb	Mar	Abr	May	Jun	Jul	Ago	Sep	Total
Máximo	0,386	0,413	0,503	0,649	0,365	0,263	0,641	0,429	0,462	0,224	0,131	0,219	2,497
Mínimo	0,010	0,009	0,011	0,014	0,010	0,012	0,010	0,014	0,016	0,013	0,013	0,012	0,312
Media	0,056	0,062	0,085	0,110	0,074	0,063	0,094	0,092	0,063	0,042	0,030	0,042	0,814

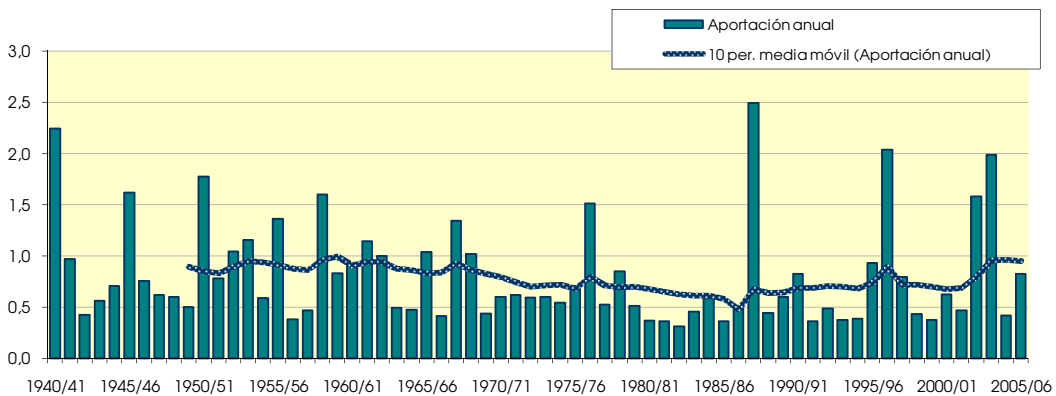
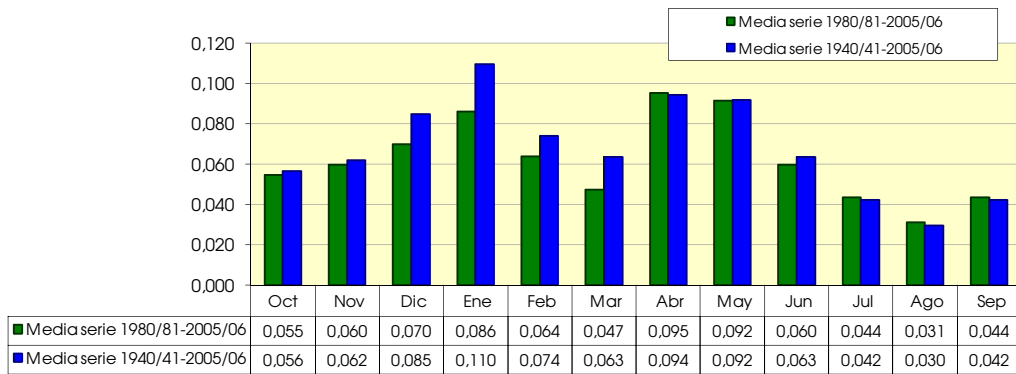
Percentil 1%	0,011	0,009	0,012	0,014	0,010	0,012	0,013	0,017	0,016	0,014	0,013	0,012	0,343
Percentil 5%	0,012	0,012	0,015	0,017	0,014	0,014	0,018	0,021	0,017	0,016	0,014	0,013	0,366
Percentil 10%	0,014	0,017	0,019	0,019	0,021	0,018	0,022	0,023	0,021	0,017	0,015	0,014	0,377
Percentil 25%	0,020	0,023	0,030	0,032	0,032	0,027	0,032	0,032	0,027	0,021	0,017	0,017	0,469
Percentil 50%	0,032	0,038	0,059	0,058	0,051	0,047	0,052	0,053	0,039	0,027	0,023	0,024	0,599
Desviación típica	0,062	0,074	0,091	0,128	0,067	0,050	0,115	0,099	0,071	0,039	0,019	0,044	0,504
Coef. variación	1,098	1,192	1,071	1,169	0,900	0,791	1,216	1,073	1,126	0,925	0,638	1,043	0,619

1980/2005
(hm³)

Serie para asignación y reserva

	Oct	Nov	Dic	Ene	Feb	Mar	Abr	May	Jun	Jul	Ago	Sep	Total
Máximo	0,211	0,198	0,304	0,649	0,365	0,179	0,641	0,371	0,462	0,224	0,131	0,219	2,497
Mínimo	0,011	0,009	0,011	0,014	0,010	0,012	0,010	0,014	0,016	0,013	0,013	0,012	0,312
Media	0,055	0,060	0,070	0,086	0,064	0,047	0,095	0,092	0,060	0,044	0,031	0,044	0,746

Percentil 1%	0,011	0,010	0,011	0,014	0,010	0,012	0,011	0,016	0,016	0,014	0,013	0,012	0,324
Percentil 5%	0,012	0,014	0,013	0,014	0,011	0,012	0,015	0,022	0,017	0,015	0,014	0,013	0,360
Percentil 10%	0,012	0,019	0,017	0,017	0,013	0,013	0,017	0,023	0,018	0,016	0,014	0,015	0,363
Percentil 25%	0,019	0,026	0,025	0,021	0,022	0,020	0,025	0,030	0,023	0,019	0,016	0,016	0,377
Percentil 50%	0,036	0,039	0,046	0,041	0,038	0,029	0,046	0,044	0,031	0,024	0,021	0,024	0,477
Desviación típica	0,048	0,053	0,069	0,131	0,077	0,041	0,140	0,108	0,088	0,054	0,025	0,048	0,596
Coef. variación	0,878	0,889	0,986	1,522	1,213	0,856	1,466	1,180	1,483	1,246	0,817	1,113	0,798



2823. Río Queiles caudal ecológico aguas abajo de Los Fayos

(hm ²)	Oct	Nov	Dic	Ene	Feb	Mar	Abr	May	Jun	Jul	Ago	Sep	Total
1940/41	4,353	2,839	1,832	7,245	6,291	7,499	8,674	5,835	4,398	4,222	2,897	2,415	58,500
1941/42	0,888	1,101	1,016	1,002	0,784	2,006	7,282	2,833	1,998	1,350	1,142	1,348	22,751
1942/43	0,728	1,146	1,537	1,321	0,763	0,980	1,565	0,821	0,629	2,079	1,915	1,260	14,744
1943/44	0,667	0,659	2,148	1,202	1,275	1,442	0,976	1,310	1,585	1,106	0,783	1,593	14,746
1944/45	0,790	0,852	1,430	3,660	1,847	1,991	1,057	0,517	0,847	1,187	1,048	0,647	15,872
1945/46	0,370	2,001	4,927	3,616	1,779	1,873	7,865	7,841	5,235	2,677	1,596	0,932	40,712
1946/47	0,459	0,407	0,839	0,694	5,976	6,131	2,343	1,677	1,403	0,942	0,993	2,279	24,142
1947/48	0,899	0,675	1,868	5,384	3,547	2,596	1,355	1,093	0,946	0,638	0,614	0,530	20,144
1948/49	0,413	0,340	1,488	0,960	0,770	1,680	1,203	1,521	1,960	1,841	1,307	5,476	18,960
1949/50	2,012	1,555	1,480	1,262	1,264	1,401	0,829	1,192	1,130	0,754	0,573	0,372	13,825
1950/51	0,313	0,353	3,928	6,018	5,183	5,648	5,659	2,866	3,475	3,156	1,936	1,790	40,325
1951/52	1,487	2,017	3,971	2,492	2,166	3,823	3,420	1,562	1,056	2,301	2,086	1,034	27,417
1952/53	0,394	0,607	1,415	3,171	1,160	0,921	1,349	0,667	6,149	4,433	2,106	1,066	23,438
1953/54	2,575	1,730	2,056	1,983	1,827	5,123	2,351	2,255	3,627	2,565	1,303	0,699	28,096
1954/55	0,312	0,846	0,891	1,716	4,407	4,088	2,085	1,258	1,731	1,949	1,516	0,863	21,664
1955/56	1,006	0,911	3,534	3,781	2,006	8,891	4,991	6,121	4,169	2,235	1,476	2,090	41,210
1956/57	0,849	1,063	0,826	0,479	0,718	0,917	0,748	1,003	1,924	1,672	1,143	0,845	12,186
1957/58	0,634	0,515	0,415	1,698	1,458	2,495	1,472	0,783	1,306	1,105	0,781	1,002	13,664
1958/59	0,516	0,592	8,489	3,726	1,552	3,557	2,906	2,250	2,918	3,435	2,401	3,361	35,703
1959/60	1,686	2,009	6,129	4,613	5,460	7,386	2,982	1,057	0,972	0,765	0,631	0,710	34,402
1960/61	2,948	2,770	3,392	3,339	1,845	1,313	1,305	1,215	1,142	0,957	0,806	4,314	25,946
1961/62	1,829	9,054	5,811	3,893	4,786	7,577	5,093	2,225	1,799	1,300	0,991	1,639	45,997
1962/63	1,948	1,621	1,724	3,822	3,394	5,161	3,125	1,196	1,353	1,168	0,822	1,659	26,993
1963/64	0,680	1,116	2,988	1,545	2,522	4,305	2,635	1,059	0,932	0,825	0,689	0,564	19,860
1964/65	0,316	0,590	1,695	1,603	1,540	4,785	2,297	0,825	0,640	0,586	0,526	0,824	16,226
1965/66	1,643	3,017	2,634	3,442	5,831	5,228	3,601	1,920	1,877	1,417	0,936	0,712	32,257
1966/67	0,648	2,000	1,496	1,030	0,894	0,948	0,747	0,423	0,458	0,476	0,472	0,471	10,062
1967/68	0,588	7,563	4,918	1,953	1,321	4,455	4,778	2,147	1,435	1,013	1,005	0,820	31,995
1968/69	0,322	1,260	3,607	2,730	2,200	4,502	7,279	3,495	3,077	3,286	2,282	3,967	38,009
1969/70	2,205	1,387	1,333	3,846	2,466	1,762	0,802	0,394	0,932	0,951	0,718	0,463	17,259
1970/71	0,239	0,624	0,973	1,354	0,936	0,878	2,426	3,662	4,323	3,405	2,027	1,138	21,984
1971/72	0,470	0,975	1,229	1,440	3,123	4,013	1,648	0,659	0,797	0,838	0,821	4,942	20,954
1972/73	2,851	2,786	3,228	2,254	1,271	0,822	0,560	0,470	1,765	2,352	1,818	1,035	21,213
1973/74	0,541	1,634	2,157	1,874	1,975	7,628	4,437	1,492	1,034	0,845	1,102	0,879	25,600
1974/75	0,379	1,545	1,200	0,622	1,196	1,620	1,548	2,552	2,934	1,935	1,851	1,976	19,358
1975/76	0,644	0,805	1,956	1,088	2,045	2,078	4,870	2,098	1,712	1,348	1,349	1,099	21,090
1976/77	0,984	1,730	7,281	10,709	7,915	6,654	2,996	5,229	9,332	6,497	2,963	1,368	63,657
1977/78	0,877	0,884	1,752	2,616	3,213	2,977	3,102	1,666	1,522	1,133	0,716	0,509	20,966
1978/79	0,232	0,219	2,461	7,260	7,759	6,269	3,926	2,662	2,106	1,355	1,039	0,793	36,082
1979/80	1,826	1,738	1,203	1,059	2,141	3,384	2,437	3,291	3,364	2,032	1,234	0,818	24,525
1980/81	0,383	0,920	0,879	0,475	0,487	0,656	4,306	1,997	1,217	0,752	0,627	0,622	13,322
1981/82	0,276	0,237	2,871	1,906	1,389	1,198	0,559	1,109	1,102	1,272	1,223	1,174	14,315
1982/83	1,101	1,851	2,118	0,998	0,492	0,515	1,006	0,513	0,625	0,859	2,922	2,094	15,094
1983/84	0,467	0,747	1,281	0,849	1,092	2,116	1,130	2,911	3,118	1,885	0,931	0,490	17,017
1984/85	0,399	4,893	3,570	1,864	2,570	2,485	2,192	1,835	1,531	1,097	0,915	0,622	23,974
1985/86	0,232	0,566	0,818	1,569	2,371	2,326	2,748	1,373	0,893	0,594	0,573	1,970	16,033
1986/87	1,573	1,347	1,309	2,501	2,978	2,550	1,895	0,774	0,501	0,632	0,696	0,535	17,292
1987/88	1,573	1,811	3,622	6,280	4,160	2,445	15,350	8,435	13,462	9,364	4,456	2,094	73,052
1988/89	0,957	1,691	1,122	0,469	0,828	1,287	2,340	1,559	1,123	0,722	0,690	0,547	13,335
1989/90	0,219	1,262	1,564	2,523	2,222	2,331	2,583	2,267	2,079	1,284	1,669	2,081	22,085
1990/91	1,733	1,991	2,446	1,621	1,643	3,649	5,664	3,407	1,897	1,312	1,053	1,506	27,922
1991/92	1,277	1,705	1,807	1,822	1,957	2,000	1,361	1,286	0,964	1,152	1,023	1,297	17,651
1992/93	1,423	1,773	1,816	2,045	1,466	1,589	1,560	1,731	1,087	1,126	1,026	1,124	17,768
1993/94	1,282	2,151	2,660	2,128	1,673	2,038	1,634	1,196	0,921	0,874	0,885	0,697	18,140
1994/95	1,013	1,641	1,421	1,985	1,282	1,502	1,778	1,397	1,198	1,030	1,762	1,158	17,168
1995/96	1,762	1,429	2,124	4,001	4,997	5,202	4,175	3,111	2,265	1,451	1,666	1,587	33,770
1996/97	1,698	1,842	5,226	8,103	6,339	3,944	3,094	2,386	4,097	2,782	2,015	2,217	43,744
1997/98	2,098	3,726	6,353	5,040	3,739	3,132	2,547	2,361	2,271	1,331	1,491	1,495	35,585
1998/99	1,671	2,170	2,077	2,004	2,376	2,749	1,880	1,786	1,575	1,438	1,543	1,500	22,771
1999/00	1,654	2,356	3,016	2,608	2,203	2,320	2,337	2,168	1,015	0,718	0,532	0,423	21,349
2000/01	1,818	2,615	2,919	5,621	3,483	4,809	2,279	0,637	0,514	0,602	0,705	0,565	26,570
2001/02	0,554	0,768	0,541	0,430	0,392	0,783	1,859	2,662	2,352	1,465	2,342	2,149	16,296
2002/03	0,865	1,474	1,352	2,123	2,732	2,220	1,762	1,478	2,433	3,694	1,993	2,139	24,263
2003/04	2,002	5,426	7,774	7,518	6,467	9,080	11,231	10,131	7,022	4,991	2,673	4,106	78,422
2004/05	1,803	1,417	1,417	0,797	0,616	0,693	0,671	1,606	1,400	0,784	0,536	1,077	12,817
2005/06	0,834	3,848	2,673	2,585	1,730	2,845	1,370	0,740	2,328	2,716	1,574	6,102	29,344

2823. Río Queiles caudal ecológico aguas abajo de Los Fayos

1940/2005

(hm³)

Serie completa

	Oct	Nov	Dic	Ene	Feb	Mar	Abr	May	Jun	Jul	Ago	Sep	Total
Máximo	4,353	9,054	8,489	10,709	7,915	9,080	15,350	10,131	13,462	9,364	4,456	6,102	78,422
Mínimo	0,219	0,219	0,415	0,430	0,392	0,515	0,559	0,394	0,458	0,476	0,472	0,372	10,062
Media	1,124	1,776	2,555	2,778	2,580	3,231	3,031	2,182	2,257	1,819	1,363	1,540	26,237

Percentil 1%	0,227	0,231	0,497	0,455	0,454	0,607	0,560	0,413	0,486	0,547	0,507	0,405	11,443
Percentil 5%	0,248	0,366	0,829	0,515	0,642	0,793	0,748	0,514	0,626	0,610	0,545	0,476	13,325
Percentil 10%	0,314	0,578	0,932	0,823	0,777	0,919	0,903	0,663	0,822	0,720	0,620	0,533	14,070
Percentil 25%	0,468	0,848	1,368	1,329	1,277	1,596	1,396	1,097	1,040	0,891	0,789	0,710	17,191
Percentil 50%	0,883	1,509	1,912	2,025	1,991	2,490	2,339	1,636	1,580	1,306	1,122	1,131	22,035
Desviación típica	0,807	1,552	1,798	2,120	1,854	2,179	2,608	1,885	2,146	1,512	0,758	1,234	13,860
Coef. variación	0,718	0,874	0,704	0,763	0,719	0,674	0,861	0,864	0,951	0,831	0,556	0,801	0,528

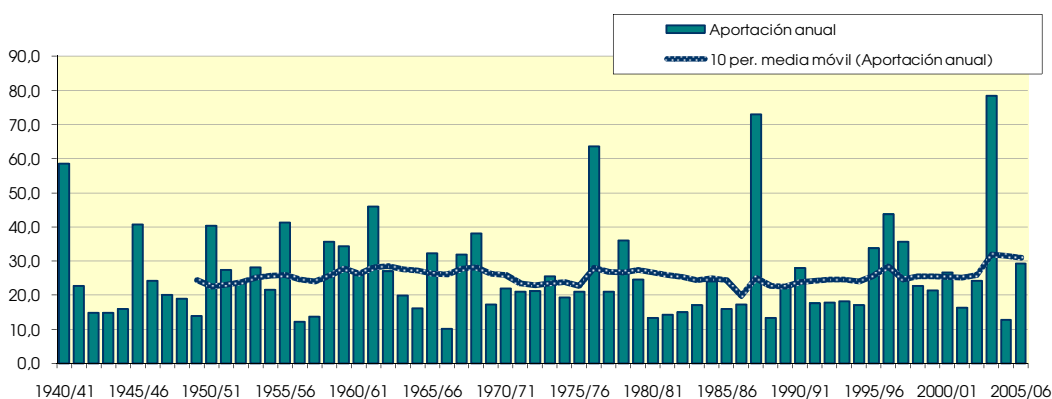
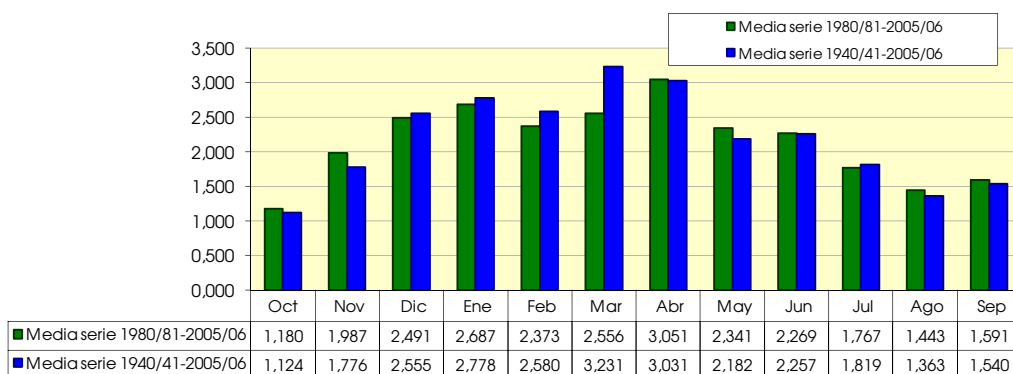
1980/2005

(hm³)

Serie para asignación y reserva

	Oct	Nov	Dic	Ene	Feb	Mar	Abr	May	Jun	Jul	Ago	Sep	Total
Máximo	2,098	5,426	7,774	8,103	6,467	9,080	15,350	10,131	13,462	9,364	4,456	6,102	78,422
Mínimo	0,219	0,237	0,541	0,430	0,392	0,515	0,559	0,513	0,501	0,594	0,532	0,423	12,817
Media	1,180	1,987	2,491	2,687	2,373	2,556	3,051	2,341	2,269	1,767	1,443	1,591	25,735

Percentil 1%	0,222	0,319	0,610	0,440	0,416	0,550	0,587	0,544	0,504	0,596	0,533	0,440	12,943
Percentil 5%	0,243	0,611	0,833	0,471	0,489	0,665	0,755	0,663	0,542	0,610	0,545	0,501	13,325
Percentil 10%	0,329	0,757	1,001	0,636	0,554	0,738	1,068	0,757	0,759	0,675	0,600	0,541	13,825
Percentil 25%	0,624	1,364	1,368	1,582	1,309	1,524	1,579	1,308	1,033	0,803	0,750	0,641	16,476
Percentil 50%	1,279	1,739	2,098	2,025	2,080	2,323	2,044	1,759	1,466	1,212	1,138	1,396	19,745
Desviación típica	0,606	1,246	1,711	2,123	1,661	1,780	3,273	2,191	2,654	1,861	0,908	1,233	16,583
Coef. variación	0,513	0,627	0,687	0,790	0,700	0,696	1,073	0,936	1,170	1,053	0,629	0,775	0,644



2825. Río Queiles en la toma del canal de Magallón Fiel

(hm ²)	Oct	Nov	Dic	Ene	Feb	Mar	Abr	May	Jun	Jul	Ago	Sep	Total
1940/41	5,144	3,367	2,182	7,845	7,008	8,137	9,942	7,263	5,206	4,800	3,284	2,729	66,905
1941/42	1,134	1,298	1,188	1,170	0,949	2,181	8,586	3,646	2,549	1,704	1,399	1,573	27,379
1942/43	0,918	1,334	1,739	1,517	0,928	1,118	1,763	1,024	0,786	2,245	2,091	1,436	16,899
1943/44	0,841	0,816	2,371	1,432	1,473	1,626	1,134	1,528	1,806	1,283	0,930	1,748	16,987
1944/45	0,947	0,997	1,592	3,938	2,139	2,218	1,239	0,658	0,981	1,324	1,177	0,752	17,960
1945/46	0,458	2,182	5,255	4,011	2,107	2,121	9,064	9,611	6,317	3,318	2,001	1,195	47,640
1946/47	0,636	0,538	0,973	0,833	6,301	6,574	2,689	1,984	1,681	1,141	1,156	2,474	26,981
1947/48	1,086	0,813	2,019	5,649	3,872	2,869	1,577	1,300	1,122	0,771	0,734	0,635	22,447
1948/49	0,510	0,427	1,602	1,097	0,902	1,831	1,354	1,723	2,204	2,058	1,482	6,118	21,309
1949/50	2,580	1,919	1,744	1,477	1,453	1,562	0,972	1,407	1,358	0,917	0,701	0,466	16,554
1950/51	0,394	0,431	4,128	6,451	5,718	6,156	6,760	3,619	4,211	3,723	2,308	2,085	45,983
1951/52	1,799	2,311	4,306	2,847	2,477	4,141	3,770	1,861	1,271	2,489	2,261	1,170	30,705
1952/53	0,502	0,708	1,537	3,366	1,368	1,080	1,548	0,863	7,120	5,139	2,540	1,339	27,111
1953/54	3,152	2,146	2,446	2,362	2,147	5,705	2,793	2,702	4,276	2,999	1,575	0,878	33,180
1954/55	0,441	0,971	1,011	1,887	4,698	4,405	2,349	1,489	1,948	2,149	1,693	1,007	24,048
1955/56	1,178	1,090	3,752	4,076	2,274	9,471	5,627	7,990	5,093	2,787	1,830	2,362	47,531
1956/57	1,057	1,233	0,967	0,584	0,826	1,029	0,865	1,177	2,270	2,034	1,390	1,017	14,450
1957/58	0,791	0,656	0,522	1,919	1,726	2,723	1,684	0,973	1,493	1,271	0,919	1,153	15,831
1958/59	0,664	0,723	9,166	4,472	2,018	4,141	3,557	3,239	3,965	4,153	2,854	3,845	42,797
1959/60	2,130	2,393	6,572	5,097	5,948	7,924	3,422	1,347	1,198	0,941	0,767	0,828	38,566
1960/61	3,490	3,398	4,569	3,900	2,245	1,579	1,523	1,418	1,337	1,134	0,958	4,698	30,250
1961/62	2,240	10,778	6,544	4,441	5,415	8,096	5,665	2,686	2,119	1,536	1,178	1,852	52,549
1962/63	2,320	1,976	2,011	4,437	3,938	5,678	3,611	1,538	1,631	1,374	0,981	1,836	31,331
1963/64	0,852	1,290	3,255	1,792	2,787	4,632	2,937	1,291	1,120	0,988	0,824	0,680	22,449
1964/65	0,421	0,710	1,886	1,849	1,819	5,176	2,663	1,073	0,814	0,715	0,628	0,927	18,681
1965/66	2,150	3,735	3,185	4,021	6,593	5,831	4,139	2,385	2,236	1,677	1,125	0,864	37,940
1966/67	0,806	2,256	1,755	1,238	1,091	1,125	0,904	0,566	0,581	0,587	0,573	0,566	12,048
1967/68	0,716	9,825	5,954	2,578	1,739	5,356	5,810	2,962	1,949	1,339	1,236	0,991	40,456
1968/69	0,448	1,440	3,925	3,101	2,550	4,887	8,598	4,539	3,795	3,795	2,617	4,274	43,968
1969/70	2,553	1,674	1,548	4,191	2,830	2,006	0,979	0,535	1,081	1,100	0,843	0,562	19,902
1970/71	0,315	0,705	1,099	1,540	1,112	1,021	2,679	4,181	4,930	3,887	2,370	1,376	25,217
1971/72	0,642	1,128	1,398	1,639	3,412	4,408	1,999	0,906	1,019	1,031	0,969	5,418	23,969
1972/73	3,473	3,305	3,678	2,616	1,531	0,994	0,697	0,606	1,973	2,600	2,047	1,217	24,735
1973/74	0,680	1,789	2,332	2,050	2,172	8,102	4,993	1,889	1,305	1,052	1,287	1,041	28,692
1974/75	0,514	1,712	1,367	0,749	1,362	1,818	1,800	3,054	3,450	2,299	2,131	2,222	22,479
1975/76	0,823	0,947	2,228	1,362	2,311	2,347	5,420	2,624	2,071	1,587	1,532	1,244	24,496
1976/77	1,123	1,888	7,888	11,863	8,887	7,379	3,493	6,146	10,624	7,283	3,440	1,670	71,684
1977/78	1,109	1,081	1,964	2,928	3,565	3,276	3,409	1,957	1,750	1,309	0,851	0,620	23,819
1978/79	0,324	0,292	2,583	7,721	8,378	6,765	4,308	3,095	2,500	1,620	1,224	0,927	39,737
1979/80	2,002	1,934	1,357	1,188	2,318	3,637	2,723	3,663	3,729	2,287	1,431	0,980	27,248
1980/81	0,514	1,059	1,016	0,584	0,586	0,756	4,590	2,344	1,457	0,914	0,749	0,726	15,294
1981/82	0,361	0,308	3,026	2,119	1,614	1,402	0,711	1,293	1,291	1,450	1,397	1,319	16,292
1982/83	1,255	2,024	2,294	1,147	0,604	0,615	1,121	0,628	0,740	0,997	3,156	2,339	16,920
1983/84	0,621	0,891	1,446	0,999	1,252	2,322	1,326	3,342	3,557	2,174	1,114	0,610	19,655
1984/85	0,497	5,452	4,081	2,215	2,878	2,745	2,412	2,071	1,738	1,260	1,066	0,752	27,167
1985/86	0,326	0,657	0,925	1,702	2,547	2,506	2,945	1,579	1,060	0,721	0,687	2,150	17,805
1986/87	1,865	1,626	1,510	2,740	3,265	2,792	2,103	0,952	0,627	0,739	0,806	0,641	19,667
1987/88	1,743	2,055	4,053	7,098	4,817	2,860	19,567	10,517	16,485	11,230	5,510	2,713	88,648
1988/89	1,339	2,001	1,366	0,623	0,969	1,449	2,561	1,850	1,373	0,894	0,837	0,673	15,934
1989/90	0,314	1,445	1,982	2,997	2,559	2,541	2,760	2,511	2,344	1,490	1,829	2,224	24,996
1990/91	1,896	2,160	2,603	1,763	1,922	4,047	6,342	4,009	2,283	1,572	1,250	1,690	31,537
1991/92	1,492	1,912	1,966	1,932	2,040	2,079	1,444	1,393	1,170	1,368	1,176	1,441	19,414
1992/93	1,708	2,077	2,036	2,212	1,593	1,739	1,732	1,949	1,300	1,278	1,140	1,242	20,006
1993/94	1,493	2,388	2,844	2,294	1,842	2,186	1,750	1,328	1,055	0,995	1,009	0,821	20,004
1994/95	1,221	1,888	1,619	2,158	1,443	1,639	1,895	1,544	1,365	1,184	1,925	1,301	19,182
1995/96	1,864	1,535	2,384	4,610	5,732	5,772	4,640	3,493	2,552	1,655	1,859	1,760	37,856
1996/97	1,817	1,976	5,586	9,561	7,487	4,613	4,055	3,429	4,875	3,485	2,553	2,591	52,029
1997/98	2,356	4,023	6,824	5,503	4,071	3,362	2,756	2,588	2,503	1,521	1,633	1,617	38,756
1998/99	1,787	2,273	2,163	2,111	2,516	2,917	2,107	2,013	1,758	1,657	1,752	1,705	24,761
1999/00	1,891	2,570	3,188	2,758	2,326	2,418	2,501	2,384	1,211	0,869	0,646	0,517	23,279
2000/01	2,035	2,926	3,245	6,058	3,901	5,153	2,558	0,831	0,664	0,728	0,829	0,679	29,608
2001/02	0,660	0,881	0,638	0,513	0,470	0,875	2,000	2,978	2,664	1,695	2,558	2,362	18,296
2002/03	1,070	1,708	1,631	2,475	3,998	3,126	2,614	2,972	3,356	4,268	2,352	2,533	32,103
2003/04	2,552	6,147	8,397	7,985	6,933	10,146	14,446	12,367	8,170	5,689	3,106	4,767	90,706
2004/05	2,430	1,828	1,716	1,024	0,772	0,815	0,792	1,782	1,579	0,920	0,643	1,187	15,488
2005/06	0,969	4,187	2,990	2,832	2,096	3,210	1,641	0,944	2,542	2,952	1,758	6,428	32,549

2825. Río Queiles en la toma del canal de Magallón Fiel

1940/2005

(hm³)

Serie completa

	Oct	Nov	Dic	Ene	Feb	Mar	Abr	May	Jun	Jul	Ago	Sep	Total
Máximo	5,144	10,778	9,166	11,863	8,887	10,146	19,567	12,367	16,485	11,230	5,510	6,428	90,706
Mínimo	0,314	0,292	0,522	0,513	0,470	0,615	0,697	0,535	0,581	0,587	0,573	0,466	12,048
Media	1,355	2,064	2,835	3,110	2,919	3,564	3,521	2,661	2,676	2,123	1,586	1,751	30,165

Percentil 1%	0,315	0,303	0,598	0,559	0,545	0,706	0,706	0,555	0,611	0,670	0,608	0,499	13,610
Percentil 5%	0,335	0,458	0,969	0,654	0,786	0,905	0,874	0,635	0,752	0,731	0,656	0,577	15,574
Percentil 10%	0,431	0,681	1,058	1,012	0,938	1,054	1,050	0,885	1,000	0,882	0,741	0,638	16,423
Percentil 25%	0,637	0,978	1,559	1,522	1,487	1,759	1,652	1,307	1,276	1,064	0,937	0,867	19,474
Percentil 50%	1,098	1,751	2,172	2,328	2,260	2,826	2,639	1,953	1,877	1,528	1,338	1,310	24,879
Desviación típica	0,944	1,859	1,937	2,320	2,035	2,351	3,227	2,329	2,559	1,761	0,884	1,339	16,222
Coef. variación	0,696	0,901	0,683	0,746	0,697	0,660	0,916	0,875	0,956	0,829	0,558	0,765	0,538

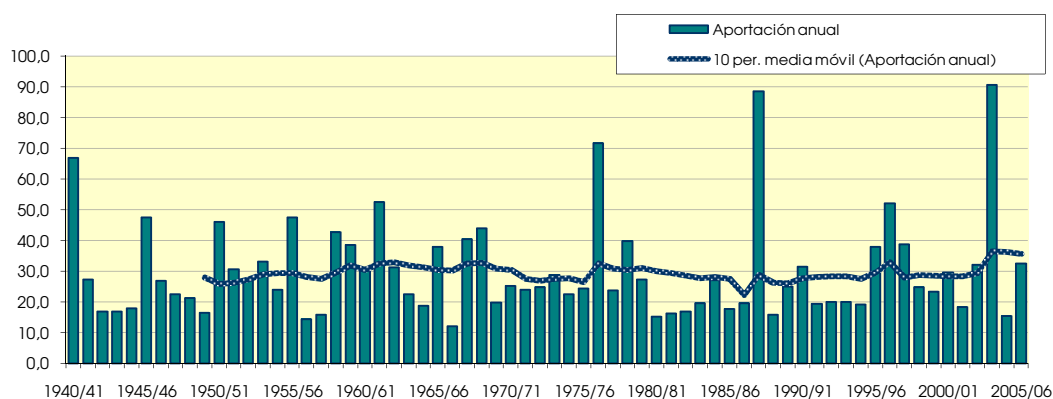
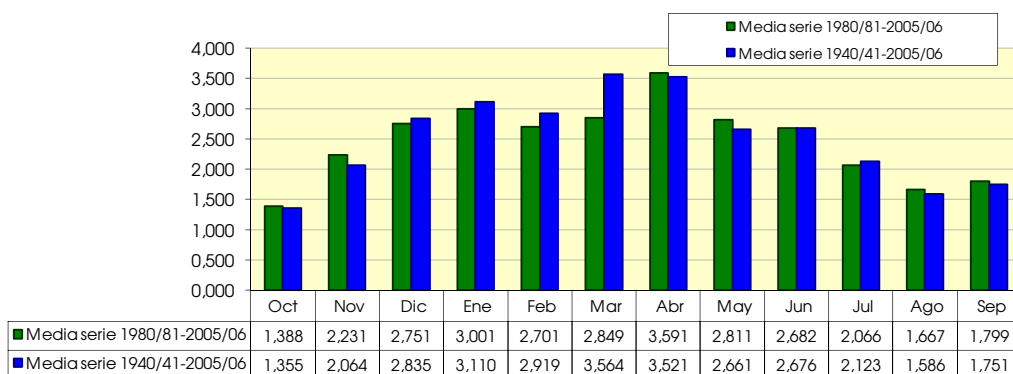
1980/2005

(hm³)

Serie para asignación y reserva

	Oct	Nov	Dic	Ene	Feb	Mar	Abr	May	Jun	Jul	Ago	Sep	Total
Máximo	2,552	6,147	8,397	9,561	7,487	10,146	19,567	12,367	16,485	11,230	5,510	6,428	90,706
Mínimo	0,314	0,308	0,638	0,513	0,470	0,615	0,711	0,628	0,627	0,721	0,643	0,517	15,294
Media	1,388	2,231	2,751	3,001	2,701	2,849	3,591	2,811	2,682	2,066	1,667	1,799	29,537

Percentil 1%	0,317	0,395	0,710	0,531	0,499	0,650	0,731	0,679	0,637	0,723	0,643	0,541	15,343
Percentil 5%	0,335	0,713	0,948	0,594	0,590	0,771	0,874	0,859	0,683	0,731	0,656	0,618	15,600
Percentil 10%	0,429	0,886	1,191	0,811	0,688	0,845	1,223	0,948	0,898	0,804	0,718	0,657	16,113
Percentil 25%	0,737	1,558	1,622	1,718	1,481	1,664	1,737	1,431	1,231	0,939	0,880	0,769	18,518
Percentil 50%	1,492	1,988	2,229	2,213	2,211	2,523	2,456	2,042	1,659	1,409	1,324	1,529	21,643
Desviación típica	0,684	1,369	1,817	2,373	1,885	1,980	4,209	2,706	3,228	2,210	1,080	1,336	19,773
Coef. variación	0,493	0,614	0,661	0,791	0,698	0,695	1,172	0,962	1,204	1,070	0,648	0,742	0,669



2840. Río Queiles, azul aguas abajo Cascante

(hm ²)	Oct	Nov	Dic	Ene	Feb	Mar	Abr	May	Jun	Jul	Ago	Sep	Total
1940/41	8,381	4,115	2,644	9,828	8,307	9,089	16,585	11,895	6,367	5,967	3,881	3,598	90,657
1941/42	1,516	1,644	1,473	1,471	1,236	2,491	18,626	5,276	3,549	2,214	1,888	2,027	43,411
1942/43	1,260	1,743	2,083	1,828	1,183	1,370	2,645	1,385	1,045	2,751	2,577	1,851	21,721
1943/44	1,183	1,118	3,328	1,881	1,968	1,927	1,427	2,911	2,329	1,582	1,208	2,320	23,183
1944/45	1,292	1,243	1,958	4,870	2,605	2,610	1,548	0,890	1,274	1,596	1,453	0,947	22,287
1945/46	0,608	2,970	5,943	5,136	2,589	2,482	18,707	17,516	7,945	4,173	2,583	1,576	72,227
1946/47	0,905	0,748	1,256	1,079	7,596	7,273	3,185	2,692	2,152	1,468	1,467	2,915	32,736
1947/48	1,420	1,047	2,365	6,264	4,419	3,284	1,998	1,719	1,419	0,993	0,970	0,837	26,734
1948/49	0,711	0,583	1,802	1,314	1,126	2,100	1,602	2,183	2,605	2,402	1,804	8,191	26,423
1949/50	3,429	2,471	2,138	1,784	1,727	1,829	1,236	1,842	1,708	1,191	0,934	0,633	20,923
1950/51	0,579	0,596	4,694	7,579	6,615	7,064	13,382	4,964	5,634	4,555	2,844	2,586	61,093
1951/52	2,634	2,735	5,015	3,399	3,000	4,918	4,661	2,350	1,614	2,897	2,614	1,421	37,258
1952/53	0,707	0,898	1,765	3,716	1,674	1,330	2,163	1,175	13,925	6,323	3,208	1,741	38,624
1953/54	6,533	2,822	3,465	2,987	2,761	8,998	3,565	4,253	6,476	3,613	1,970	1,146	48,591
1954/55	0,658	1,212	1,228	2,321	5,333	4,888	2,926	1,860	2,354	2,487	2,020	1,305	28,590
1955/56	1,568	1,385	4,371	4,657	2,843	11,582	6,983	14,177	6,336	3,500	2,358	2,872	62,635
1956/57	1,395	1,586	1,199	0,766	1,024	1,244	1,184	2,058	3,441	2,667	1,813	1,316	19,693
1957/58	1,107	0,901	0,706	3,109	2,160	3,109	2,053	1,447	1,881	1,555	1,172	1,483	20,682
1958/59	0,929	1,001	13,065	5,672	3,000	6,877	5,306	9,610	7,093	5,664	3,484	4,876	66,578
1959/60	2,879	3,242	7,519	6,086	6,825	8,895	4,001	1,875	1,571	1,232	1,014	1,098	46,236
1960/61	5,944	4,381	6,509	5,094	2,782	1,992	2,248	1,910	1,755	1,463	1,249	5,803	41,128
1961/62	2,908	16,614	7,678	6,430	9,091	9,886	8,481	3,648	2,591	1,867	1,500	2,393	73,086
1962/63	3,690	2,563	3,390	17,791	7,720	8,177	6,108	2,071	2,712	1,702	1,353	2,187	59,464
1963/64	1,132	1,692	4,187	2,178	3,678	5,348	3,843	1,726	1,422	1,280	1,071	0,917	28,474
1964/65	0,637	1,118	2,421	2,423	2,565	6,200	3,296	1,537	1,089	0,949	0,810	1,136	24,181
1965/66	3,678	5,292	4,160	5,271	8,618	6,869	5,397	3,209	2,741	2,063	1,436	1,135	49,869
1966/67	1,162	3,336	2,195	1,581	1,402	1,412	1,233	0,830	0,808	0,804	0,775	0,755	16,291
1967/68	1,080	21,586	7,693	3,442	2,359	8,028	8,792	4,478	2,649	1,795	1,703	1,304	64,910
1968/69	0,664	2,156	4,623	3,685	3,237	5,673	15,428	6,872	4,998	4,564	3,105	4,936	59,939
1969/70	3,234	2,111	1,977	5,436	3,404	2,391	1,262	0,791	1,552	1,372	1,078	0,740	25,347
1970/71	0,462	0,873	1,505	2,017	1,435	1,263	3,372	5,679	5,989	4,607	2,908	1,757	31,869
1971/72	0,905	1,486	1,811	2,050	3,904	4,997	2,493	1,286	1,401	1,351	1,235	7,750	30,669
1972/73	4,482	4,374	4,330	3,093	1,868	1,239	0,927	0,927	2,603	3,042	2,449	1,514	30,848
1973/74	0,894	2,102	2,630	2,320	2,525	10,207	5,972	2,474	1,689	1,383	1,637	1,336	35,171
1974/75	0,764	2,065	1,636	0,952	1,776	2,146	2,606	6,009	4,272	2,811	2,751	2,689	30,478
1975/76	1,092	1,231	3,990	1,838	3,074	2,944	8,992	4,249	2,586	1,944	1,842	1,471	35,252
1976/77	1,406	2,237	12,568	16,336	10,245	8,825	4,234	11,258	16,412	8,365	4,082	2,087	98,054
1977/78	1,543	1,426	2,358	4,020	4,237	3,774	4,499	2,682	2,196	1,600	1,086	0,831	30,252
1978/79	0,497	0,430	2,861	9,408	9,410	7,422	5,004	4,226	3,105	2,023	1,506	1,158	47,051
1979/80	2,395	2,258	1,608	1,397	2,969	4,214	3,203	4,855	4,273	2,654	1,790	1,287	32,903
1980/81	0,766	1,406	1,275	0,788	0,808	0,963	5,642	2,918	1,831	1,165	0,958	0,980	19,500
1981/82	0,510	0,443	3,423	2,540	2,227	1,793	0,995	1,833	1,633	1,864	1,906	1,643	20,809
1982/83	1,644	2,362	2,610	1,390	0,799	0,815	1,357	0,844	0,975	1,300	3,641	2,728	20,465
1983/84	0,846	1,236	1,769	1,253	1,538	2,664	1,643	5,841	4,251	2,577	1,368	0,787	25,772
1984/85	0,668	10,188	4,906	2,846	3,479	3,195	2,743	2,718	2,084	1,538	1,343	0,995	36,703
1985/86	0,490	0,922	1,133	1,940	2,847	2,871	3,446	1,993	1,375	1,010	0,922	2,486	21,435
1986/87	2,515	2,077	1,829	3,691	3,916	3,218	2,453	1,243	0,841	0,955	1,039	0,859	24,635
1987/88	2,353	2,581	5,785	10,648	5,752	3,411	43,958	15,280	27,327	14,278	6,778	3,470	141,622
1988/89	1,864	2,445	1,684	0,835	1,218	1,738	2,979	2,509	1,740	1,164	1,173	0,911	20,259
1989/90	0,484	1,854	3,063	3,749	2,999	2,822	3,090	3,142	2,853	1,844	2,122	2,482	30,503
1990/91	2,197	2,452	2,850	1,983	2,618	4,704	8,552	4,818	2,768	1,930	1,549	2,173	38,594
1991/92	1,974	2,239	2,216	2,102	2,178	2,230	1,607	1,625	1,825	1,727	1,453	1,810	22,986
1992/93	2,706	2,548	2,358	2,455	1,795	1,996	2,011	2,349	1,647	1,521	1,335	1,572	24,292
1993/94	1,942	2,762	3,130	2,545	2,104	2,427	1,954	1,612	1,294	1,236	1,264	1,126	23,396
1994/95	1,780	2,332	1,967	2,428	1,693	1,866	2,114	1,794	1,632	1,458	2,244	1,519	22,827
1995/96	2,030	1,721	3,313	6,624	7,603	6,887	5,652	4,113	2,976	1,964	2,221	2,053	47,158
1996/97	2,008	2,258	6,738	15,603	9,050	5,469	7,968	6,589	6,206	5,125	3,307	3,092	73,412
1997/98	2,718	4,796	7,729	6,127	4,490	3,675	3,112	2,946	3,195	1,800	1,870	1,870	44,329
1998/99	1,989	2,450	2,313	2,433	2,757	3,279	2,773	2,423	2,057	2,054	2,077	2,425	29,029
1999/00	2,278	2,953	3,442	3,007	2,507	2,585	2,884	2,942	1,599	1,119	0,852	0,694	26,862
2000/01	3,021	3,619	3,824	6,929	4,466	5,720	2,943	1,136	0,918	0,958	1,082	0,924	35,539
2001/02	0,865	1,095	0,808	0,655	0,609	1,044	2,328	4,249	3,216	2,062	2,960	2,752	22,642
2002/03	1,444	2,087	2,111	3,106	9,392	4,373	4,310	7,134	4,604	4,992	2,892	3,635	50,082
2003/04	3,823	8,494	9,266	8,669	8,107	14,984	30,020	18,914	9,599	7,053	3,680	11,019	133,626
2004/05	4,054	2,530	2,279	1,374	1,016	1,018	1,057	2,620	1,915	1,167	0,838	1,403	21,271
2005/06	1,254	6,419	3,463	3,282	3,217	3,718	2,439	1,466	2,960	3,311	2,041	7,611	41,180

2840. Río Queiles, azud aguas abajo Cascante

1940/2005
(hm³)

Serie completa

	Oct	Nov	Dic	Ene	Feb	Mar	Abr	May	Jun	Jul	Ago	Sep	Total
Máximo	8,381	21,586	13,065	17,791	10,245	14,984	43,958	18,914	27,327	14,278	6,778	11,019	141,622
Mínimo	0,462	0,430	0,706	0,655	0,609	0,815	0,927	0,791	0,808	0,804	0,775	0,633	16,291
Media	1,916	2,874	3,537	4,114	3,689	4,331	5,473	4,058	3,650	2,631	1,963	2,287	40,522

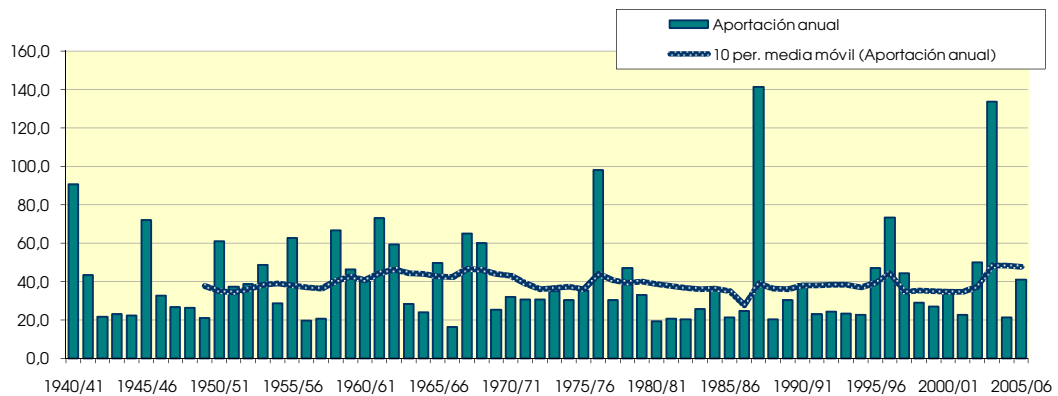
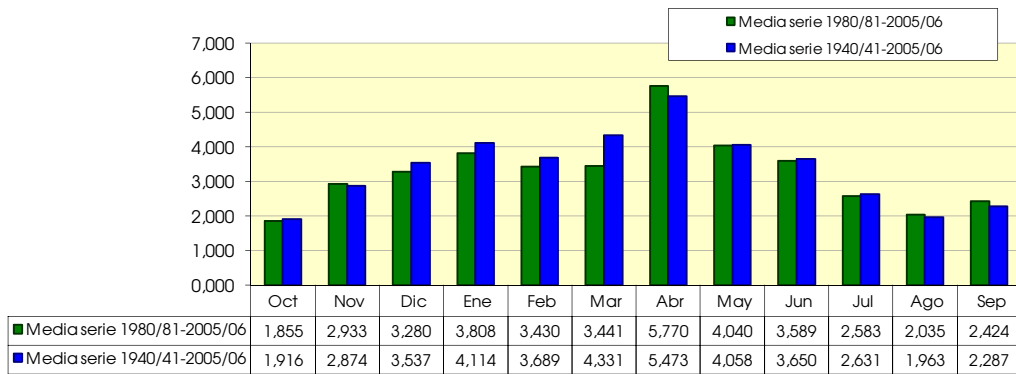
Percentil 1%	0,476	0,439	0,772	0,727	0,733	0,911	0,971	0,816	0,829	0,898	0,798	0,673	18,377
Percentil 5%	0,500	0,634	1,206	0,864	1,018	1,093	1,196	0,899	0,992	0,967	0,870	0,763	20,310
Percentil 10%	0,622	0,900	1,374	1,283	1,200	1,297	1,309	1,209	1,284	1,141	0,964	0,848	20,866
Percentil 25%	0,872	1,238	1,861	1,895	1,813	2,022	2,068	1,743	1,632	1,374	1,215	1,135	23,592
Percentil 50%	1,432	2,133	2,637	2,997	2,813	3,248	3,101	2,651	2,470	1,865	1,746	1,609	31,358
Desviación típica	1,513	3,388	2,536	3,594	2,592	3,027	7,034	3,957	4,099	2,180	1,045	1,967	24,991
Coef. variación	0,789	1,179	0,717	0,874	0,703	0,699	1,285	0,975	1,123	0,829	0,533	0,860	0,617

1980/2005
(hm³)

Serie para asignación y reserva

	Oct	Nov	Dic	Ene	Feb	Mar	Abr	May	Jun	Jul	Ago	Sep	Total
Máximo	4,054	10,188	9,266	15,603	9,392	14,984	43,958	18,914	27,327	14,278	6,778	11,019	141,622
Mínimo	0,484	0,443	0,808	0,655	0,609	0,815	0,995	0,844	0,841	0,955	0,838	0,694	19,500
Media	1,855	2,933	3,280	3,808	3,430	3,441	5,770	4,040	3,589	2,583	2,035	2,424	39,190

Percentil 1%	0,485	0,563	0,889	0,688	0,657	0,852	1,011	0,917	0,860	0,955	0,841	0,718	19,689
Percentil 5%	0,495	0,966	1,168	0,800	0,801	0,977	1,132	1,163	0,932	0,971	0,870	0,805	20,310
Percentil 10%	0,589	1,166	1,479	1,044	0,912	1,031	1,482	1,354	1,134	1,064	0,940	0,885	20,637
Percentil 25%	0,962	1,910	2,003	1,951	1,718	1,899	2,037	1,803	1,632	1,184	1,196	1,028	22,688
Percentil 50%	1,958	2,404	2,730	2,542	2,688	2,846	2,829	2,669	1,986	1,764	1,709	1,840	26,317
Desviación típica	0,966	2,239	2,062	3,462	2,556	2,804	9,587	4,207	5,194	2,802	1,290	2,250	31,549
Coef. variación	0,521	0,763	0,629	0,909	0,745	0,815	1,661	1,041	1,447	1,084	0,634	0,928	0,805



2851. Río Queiles aguas arriba de tomas acequias

1940/2005
(hm³)

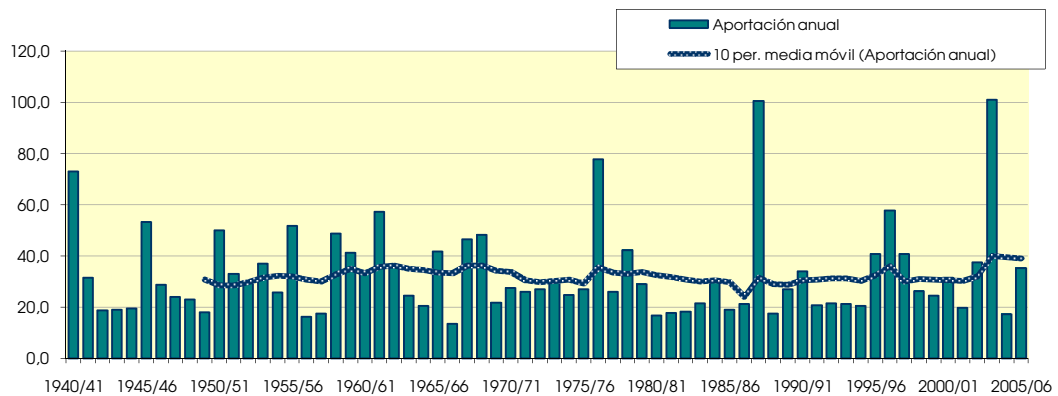
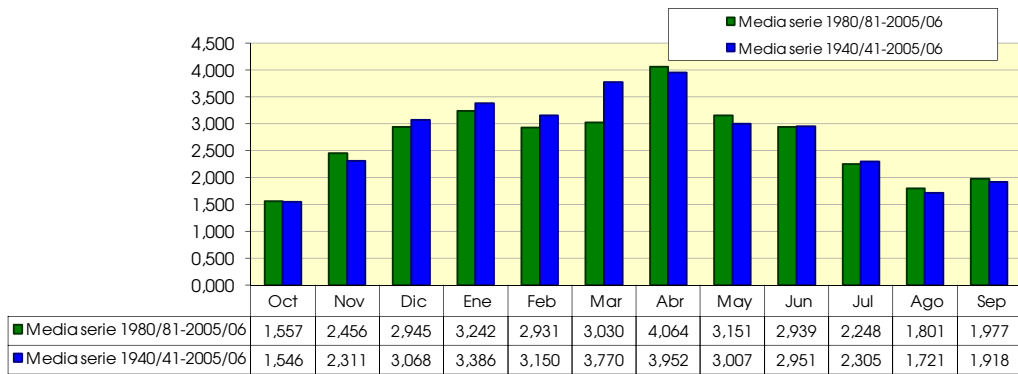
Serie completa

	Oct	Nov	Dic	Ene	Feb	Mar	Abr	May	Jun	Jul	Ago	Sep	Total
Máximo	5,902	12,227	10,201	12,919	9,389	11,087	23,828	13,921	18,635	12,302	6,033	6,754	101,031
Mínimo	0,367	0,337	0,587	0,562	0,517	0,682	0,775	0,624	0,658	0,657	0,636	0,521	13,581
Media	1,546	2,311	3,068	3,386	3,150	3,770	3,952	3,007	2,951	2,305	1,721	1,918	33,084
Percentil 1%	0,369	0,347	0,658	0,619	0,608	0,772	0,794	0,646	0,686	0,753	0,672	0,556	15,288
Percentil 5%	0,389	0,523	1,056	0,734	0,870	0,970	1,001	0,719	0,839	0,809	0,725	0,643	17,403
Percentil 10%	0,508	0,768	1,175	1,119	1,039	1,139	1,137	1,013	1,111	0,973	0,814	0,704	18,001
Percentil 25%	0,729	1,076	1,692	1,654	1,656	1,862	1,817	1,439	1,401	1,179	1,030	0,963	20,829
Percentil 50%	1,228	1,894	2,387	2,523	2,439	2,976	2,873	2,126	2,042	1,638	1,473	1,416	27,102
Desviación típica	1,087	2,180	2,085	2,533	2,161	2,475	3,906	2,647	2,863	1,909	0,951	1,467	18,105
Coef. variación	0,703	0,943	0,680	0,748	0,686	0,656	0,989	0,880	0,970	0,828	0,552	0,765	0,547

1980/2005
(hm³)

Serie para asignación y reserva

	Oct	Nov	Dic	Ene	Feb	Mar	Abr	May	Jun	Jul	Ago	Sep	Total
Máximo	3,000	6,879	8,731	10,955	8,091	11,087	23,828	13,921	18,635	12,302	6,033	6,754	101,031
Mínimo	0,371	0,352	0,695	0,562	0,517	0,682	0,804	0,697	0,701	0,805	0,707	0,575	16,738
Media	1,557	2,456	2,945	3,242	2,931	3,030	4,064	3,151	2,939	2,248	1,801	1,977	32,341
Percentil 1%	0,373	0,458	0,770	0,584	0,552	0,717	0,824	0,757	0,713	0,806	0,708	0,600	16,892
Percentil 5%	0,389	0,822	1,020	0,664	0,661	0,836	0,961	0,966	0,768	0,809	0,725	0,683	17,412
Percentil 10%	0,483	0,990	1,296	0,895	0,766	0,909	1,318	1,074	0,980	0,883	0,790	0,732	17,727
Percentil 25%	0,814	1,655	1,761	1,800	1,566	1,749	1,838	1,518	1,399	1,020	1,007	0,854	20,023
Percentil 50%	1,676	2,116	2,437	2,343	2,409	2,642	2,586	2,201	1,772	1,544	1,469	1,646	23,076
Desviación típica	0,769	1,574	1,901	2,616	2,047	2,145	5,182	3,056	3,622	2,422	1,168	1,487	22,380
Coef. variación	0,494	0,641	0,646	0,807	0,698	0,708	1,275	0,970	1,232	1,077	0,648	0,752	0,692



2857. Río Queiles bajo

(hm ²)	Oct	Nov	Dic	Ene	Feb	Mar	Abr	May	Jun	Jul	Ago	Sep	Total
1940/41	15,202	4,301	2,720	11,875	9,863	9,338	21,511	17,258	6,716	6,657	4,043	4,663	114,147
1941/42	1,610	1,834	1,545	1,591	1,336	2,611	24,453	5,757	3,780	2,308	2,060	2,166	51,052
1942/43	1,361	1,893	2,176	1,901	1,238	1,444	2,984	1,460	1,115	2,906	2,747	2,062	23,286
1943/44	1,296	1,219	3,768	2,024	2,176	1,995	1,503	3,368	2,480	1,662	1,297	2,636	25,424
1944/45	1,458	1,319	2,127	5,314	2,723	2,704	1,648	0,945	1,362	1,695	1,576	1,007	23,878
1945/46	0,649	3,468	6,268	5,476	2,683	2,554	22,873	23,612	8,312	4,303	2,694	1,679	84,573
1946/47	0,974	0,805	1,437	1,189	8,869	7,510	3,284	3,035	2,285	1,551	1,617	3,088	35,647
1947/48	1,547	1,127	2,510	6,658	4,606	3,392	2,106	2,023	1,496	1,052	1,110	0,904	28,533
1948/49	0,787	0,634	1,858	1,363	1,187	2,198	1,667	2,350	2,764	2,478	1,898	9,826	29,010
1949/50	3,623	2,622	2,261	1,889	1,784	1,968	1,319	2,024	1,786	1,258	1,020	0,681	22,233
1950/51	0,627	0,668	5,014	8,130	6,888	7,254	14,829	5,203	5,892	4,663	2,944	2,694	64,807
1951/52	2,809	2,824	5,223	3,563	3,101	5,126	4,953	2,461	1,701	3,071	2,741	1,520	39,093
1952/53	0,783	0,967	1,849	3,825	1,733	1,385	2,317	1,244	17,389	6,635	3,341	1,819	43,287
1953/54	11,179	3,008	3,874	3,166	2,921	10,502	3,700	4,581	7,036	3,726	2,043	1,205	56,941
1954/55	0,714	1,340	1,292	2,547	5,621	4,991	3,062	1,930	2,461	2,573	2,107	1,383	30,021
1955/56	1,787	1,466	4,642	4,899	3,079	12,797	7,233	16,261	6,520	3,595	2,473	3,080	67,832
1956/57	1,479	1,737	1,259	0,815	1,090	1,315	1,319	2,386	3,985	2,841	1,922	1,392	21,540
1957/58	1,191	0,964	0,755	3,623	2,285	3,216	2,130	1,601	1,991	1,623	1,247	1,575	22,201
1958/59	1,001	1,091	14,623	5,963	3,373	8,125	5,656	12,305	8,415	6,024	3,655	5,306	75,537
1959/60	3,128	3,696	7,882	6,427	7,069	9,218	4,083	1,983	1,660	1,312	1,090	1,205	48,752
1960/61	8,343	4,624	7,224	5,476	2,870	2,074	2,462	2,119	1,864	1,555	1,343	6,659	46,615
1961/62	3,078	19,485	7,951	7,340	10,931	10,517	9,277	3,917	2,676	1,939	1,597	2,680	81,387
1962/63	4,830	2,786	3,833	23,512	9,582	9,127	6,908	2,160	3,918	1,781	1,505	2,320	72,262
1963/64	1,197	1,840	4,647	2,275	4,230	5,800	4,136	1,813	1,499	1,367	1,149	1,011	30,963
1964/65	0,731	1,346	2,630	2,631	2,966	6,694	3,426	1,631	1,152	1,000	0,865	1,250	26,321
1965/66	4,885	5,877	4,431	5,655	9,389	7,188	5,690	3,399	2,849	2,144	1,519	1,218	54,244
1966/67	1,327	3,844	2,319	1,679	1,494	1,482	1,486	0,916	0,880	0,875	0,846	0,820	17,968
1967/68	1,224	28,864	8,189	3,595	2,549	10,416	9,959	4,806	2,746	1,872	1,893	1,395	77,508
1968/69	0,724	2,722	4,913	3,837	3,562	6,139	22,743	7,664	5,418	4,728	3,203	5,214	70,865
1969/70	3,477	2,217	2,126	6,256	3,612	2,470	1,448	0,873	1,772	1,454	1,160	0,793	27,658
1970/71	0,505	0,998	1,872	2,281	1,590	1,350	3,794	8,929	6,342	4,769	3,065	1,924	37,420
1971/72	0,965	1,720	2,057	2,337	4,179	5,183	2,598	1,381	1,536	1,437	1,323	8,758	33,473
1972/73	4,766	4,842	4,645	3,262	1,981	1,297	1,025	1,297	2,871	3,187	2,558	1,604	33,334
1973/74	0,952	2,268	2,728	2,424	2,684	12,738	6,251	2,615	1,761	1,465	1,755	1,423	39,064
1974/75	0,840	2,189	1,701	1,027	2,056	2,258	2,980	8,480	4,501	2,903	2,959	2,933	34,827
1975/76	1,155	1,441	5,543	2,033	3,963	3,878	11,297	4,832	2,671	2,037	1,948	1,534	42,331
1976/77	1,543	2,425	15,417	18,011	10,635	9,559	4,457	17,106	20,917	8,588	4,204	2,180	115,043
1977/78	1,873	1,556	2,489	4,473	4,513	3,927	4,885	2,878	2,347	1,680	1,154	0,913	32,688
1978/79	0,564	0,526	2,961	9,960	9,722	7,543	5,196	4,532	3,280	2,116	1,575	1,221	49,197
1979/80	2,494	2,391	1,699	1,494	3,362	4,496	3,379	5,597	4,559	2,737	1,888	1,393	35,488
1980/81	0,923	1,606	1,484	0,928	0,998	1,061	6,048	3,325	1,950	1,224	1,020	1,038	21,605
1981/82	0,557	0,529	3,569	2,758	2,570	1,948	1,148	2,185	1,744	2,019	2,085	1,792	22,903
1982/83	1,758	2,523	2,752	1,495	0,921	0,880	1,453	0,930	1,084	1,440	3,827	2,831	21,895
1983/84	0,898	1,451	1,894	1,337	1,654	2,878	1,779	7,486	4,424	2,653	1,422	0,837	28,712
1984/85	0,733	13,086	5,247	3,150	3,696	3,367	2,843	3,084	2,173	1,609	1,432	1,077	41,497
1985/86	0,538	1,065	1,206	2,005	2,979	3,034	3,604	2,098	1,481	1,106	1,005	2,590	22,711
1986/87	2,696	2,205	1,909	3,987	4,172	3,381	2,521	1,309	0,898	1,026	1,126	0,937	26,166
1987/88	2,775	2,841	6,441	11,763	5,961	3,499	60,349	18,559	33,475	14,708	6,905	3,548	170,824
1988/89	1,949	2,534	1,724	0,869	1,310	1,859	3,172	2,777	1,813	1,229	1,274	0,985	21,496
1989/90	0,533	2,083	3,220	3,865	3,057	2,864	3,196	3,433	3,024	1,938	2,210	2,553	31,977
1990/91	2,287	2,560	2,915	2,033	2,842	5,035	9,381	4,935	2,832	1,990	1,616	2,454	40,880
1991/92	2,134	2,349	2,274	2,139	2,223	2,276	1,663	1,777	2,236	1,822	1,546	2,105	24,545
1992/93	3,256	2,660	2,424	2,502	1,841	2,081	2,090	2,586	1,748	1,583	1,398	1,698	25,868
1993/94	2,064	2,891	3,220	2,602	2,167	2,488	2,014	1,766	1,366	1,318	1,353	1,254	24,504
1994/95	1,995	2,527	2,074	2,519	1,773	1,925	2,179	1,857	1,696	1,531	2,352	1,571	23,998
1995/96	2,071	1,802	3,901	8,020	8,492	7,530	6,439	4,247	3,049	2,035	2,338	2,128	52,052
1996/97	2,055	2,389	7,261	19,019	9,299	5,573	9,169	8,650	6,541	5,610	3,475	3,172	82,214
1997/98	2,787	5,212	8,064	6,263	4,589	3,729	3,198	3,032	3,470	1,867	1,937	2,077	46,224
1998/99	2,047	2,530	2,360	2,563	2,831	3,633	3,020	2,625	2,131	2,164	2,151	2,722	30,779
1999/00	2,377	3,138	3,500	3,078	2,545	2,667	3,061	3,439	1,728	1,184	0,911	0,761	28,390
2000/01	3,442	3,987	4,067	7,231	4,564	6,060	3,023	1,212	0,992	1,033	1,167	1,022	37,801
2001/02	0,938	1,180	0,855	0,698	0,653	1,104	2,410	4,528	3,377	2,149	3,108	2,863	23,862
2002/03	1,552	2,196	2,329	3,438	11,993	4,645	4,730	7,835	4,746	5,081	3,128	4,104	55,776
2003/04	4,435	9,176	9,434	8,839	8,569	17,505	38,933	22,017	9,766	7,164	3,801	13,830	153,468
2004/05	4,769	2,733	2,522	1,450	1,072	1,070	1,137	2,994	2,032	1,241	0,901	1,461	23,384
2005/06	1,407	7,203	3,564	3,418	3,472	3,828	2,709	1,594	3,067	3,393	2,105	8,518	44,280

2857. Río Queiles bajo

1940/2005
(hm³)

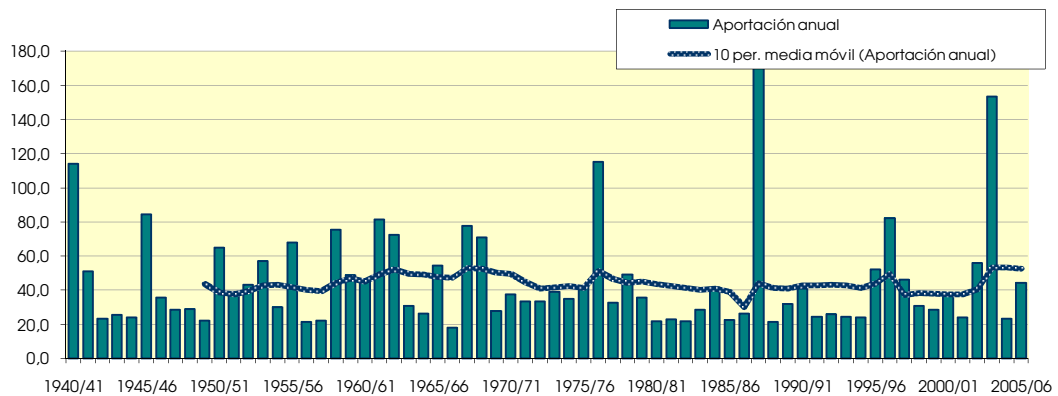
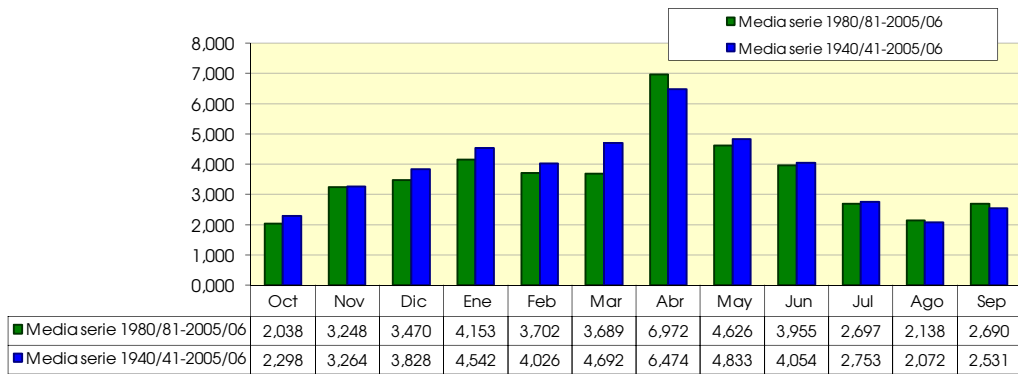
Serie completa

	Oct	Nov	Dic	Ene	Feb	Mar	Abr	May	Jun	Jul	Ago	Sep	Total
Máximo	15,202	28,864	15,417	23,512	11,993	17,505	60,349	23,612	33,475	14,708	6,905	13,830	170,824
Mínimo	0,505	0,526	0,755	0,698	0,653	0,880	1,025	0,873	0,880	0,875	0,846	0,681	17,968
Media	2,298	3,264	3,828	4,542	4,026	4,692	6,474	4,833	4,054	2,753	2,072	2,531	45,368
Percentil 1%	0,524	0,528	0,820	0,774	0,827	0,998	1,098	0,901	0,892	0,956	0,858	0,733	20,261
Percentil 5%	0,559	0,702	1,267	0,953	1,077	1,152	1,319	1,012	1,092	1,038	0,934	0,824	21,678
Percentil 10%	0,681	0,983	1,515	1,350	1,274	1,367	1,470	1,303	1,364	1,204	1,055	0,925	22,472
Percentil 25%	0,941	1,443	2,061	2,026	2,000	2,110	2,142	1,875	1,745	1,457	1,304	1,219	25,535
Percentil 50%	1,549	2,308	2,740	3,158	2,972	3,446	3,197	2,936	2,575	1,964	1,890	1,745	35,158
Desviación típica	2,427	4,314	2,852	4,323	2,932	3,460	9,516	5,156	5,026	2,255	1,068	2,354	30,107
Coef. variación	1,056	1,322	0,745	0,952	0,728	0,737	1,470	1,067	1,240	0,819	0,515	0,930	0,664

1980/2005
(hm³)

Serie para asignación y reserva

	Oct	Nov	Dic	Ene	Feb	Mar	Abr	May	Jun	Jul	Ago	Sep	Total
Máximo	4,769	13,086	9,434	19,019	11,993	17,505	60,349	22,017	33,475	14,708	6,905	13,830	170,824
Mínimo	0,533	0,529	0,855	0,698	0,653	0,880	1,137	0,930	0,898	1,026	0,901	0,761	21,496
Media	2,038	3,248	3,470	4,153	3,702	3,689	6,972	4,626	3,955	2,697	2,138	2,690	43,377
Percentil 1%	0,535	0,663	0,943	0,741	0,720	0,925	1,140	1,001	0,921	1,027	0,903	0,780	21,523
Percentil 5%	0,543	1,094	1,275	0,884	0,940	1,063	1,224	1,236	1,015	1,051	0,934	0,862	21,678
Percentil 10%	0,645	1,315	1,604	1,132	1,035	1,087	1,558	1,451	1,225	1,145	1,013	0,961	22,303
Percentil 25%	1,055	2,111	2,124	2,012	1,790	1,981	2,112	1,917	1,732	1,260	1,294	1,121	23,896
Percentil 50%	2,051	2,529	2,834	2,680	2,836	2,956	3,022	3,013	2,152	1,844	1,777	2,091	28,551
Desviación típica	1,118	2,720	2,157	4,069	2,909	3,252	13,098	5,048	6,318	2,877	1,316	2,757	37,740
Coef. variación	0,549	0,837	0,622	0,980	0,786	0,882	1,879	1,091	1,597	1,067	0,615	1,025	0,870



2858. Río Queiles, central hidroeléctrica de Queiles I

(hm ³)	Oct	Nov	Dic	Ene	Feb	Mar	Abr	May	Jun	Jul	Ago	Sep	Total
1940/41	1,410	0,374	0,260	2,097	0,995	1,097	1,519	0,904	0,545	0,605	0,366	0,392	10,564
1941/42	0,120	0,180	0,163	0,215	0,124	0,345	1,703	0,385	0,302	0,207	0,182	0,241	4,168
1942/43	0,119	0,261	0,311	0,231	0,108	0,133	0,203	0,106	0,087	0,299	0,230	0,196	2,283
1943/44	0,113	0,106	0,563	0,170	0,316	0,225	0,166	0,245	0,227	0,143	0,112	0,306	2,693
1944/45	0,122	0,174	0,324	1,377	0,290	0,329	0,150	0,075	0,123	0,179	0,145	0,093	3,381
1945/46	0,068	0,552	0,980	0,726	0,262	0,312	1,609	1,442	0,674	0,391	0,257	0,155	7,428
1946/47	0,082	0,062	0,161	0,102	1,419	0,782	0,273	0,330	0,178	0,133	0,136	0,367	4,024
1947/48	0,120	0,103	0,392	1,076	0,481	0,329	0,209	0,182	0,117	0,090	0,091	0,081	3,272
1948/49	0,082	0,048	0,425	0,145	0,134	0,314	0,165	0,275	0,256	0,221	0,172	1,183	3,419
1949/50	0,284	0,246	0,221	0,326	0,184	0,189	0,123	0,208	0,145	0,108	0,088	0,060	2,181
1950/51	0,055	0,048	1,585	1,851	0,939	0,774	1,007	0,412	0,496	0,466	0,287	0,306	8,225
1951/52	0,324	0,355	0,806	0,423	0,452	0,638	0,448	0,184	0,133	0,236	0,239	0,137	4,373
1952/53	0,056	0,088	0,251	1,473	0,185	0,136	0,258	0,090	1,428	0,575	0,315	0,173	5,027
1953/54	0,592	0,237	0,432	0,548	0,439	1,020	0,317	0,440	0,615	0,341	0,197	0,114	5,292
1954/55	0,052	0,105	0,107	0,255	1,018	0,696	0,254	0,151	0,247	0,244	0,193	0,125	3,445
1955/56	0,201	0,119	0,514	0,619	0,234	1,884	0,660	1,235	0,537	0,327	0,233	0,288	6,852
1956/57	0,111	0,181	0,107	0,079	0,107	0,118	0,117	0,183	0,320	0,243	0,176	0,125	1,866
1957/58	0,121	0,076	0,063	0,369	0,216	0,451	0,202	0,107	0,198	0,141	0,113	0,157	2,215
1958/59	0,075	0,093	2,290	0,508	0,256	0,789	0,534	0,450	0,578	0,508	0,355	0,673	7,109
1959/60	0,273	0,318	1,104	0,654	0,723	0,864	0,344	0,133	0,130	0,107	0,093	0,105	4,847
1960/61	0,647	0,410	0,715	0,503	0,235	0,177	0,188	0,183	0,146	0,127	0,115	0,824	4,272
1961/62	0,249	1,948	0,666	0,637	0,647	0,902	0,582	0,240	0,208	0,159	0,132	0,260	6,631
1962/63	0,470	0,259	0,279	0,971	0,512	0,689	0,410	0,153	0,189	0,151	0,118	0,273	4,474
1963/64	0,091	0,200	0,645	0,193	0,370	0,560	0,321	0,126	0,112	0,109	0,097	0,082	2,905
1964/65	0,047	0,091	0,359	0,277	0,248	0,867	0,279	0,105	0,087	0,084	0,076	0,127	2,645
1965/66	0,407	0,625	0,401	0,613	0,871	0,627	0,498	0,256	0,239	0,185	0,134	0,111	4,967
1966/67	0,126	0,513	0,217	0,220	0,158	0,146	0,141	0,062	0,067	0,070	0,071	0,078	1,869
1967/68	0,129	1,861	0,711	0,326	0,214	0,870	0,722	0,317	0,221	0,169	0,158	0,122	5,819
1968/69	0,049	0,207	0,577	0,340	0,305	0,581	1,218	0,457	0,413	0,405	0,300	0,452	5,304
1969/70	0,341	0,184	0,165	0,493	0,299	0,223	0,106	0,053	0,144	0,122	0,101	0,069	2,301
1970/71	0,036	0,093	0,157	0,233	0,119	0,118	0,385	0,548	0,562	0,449	0,279	0,168	3,147
1971/72	0,077	0,145	0,181	0,230	0,508	0,569	0,218	0,093	0,123	0,123	0,118	0,884	3,267
1972/73	0,448	0,435	0,448	0,296	0,160	0,114	0,079	0,064	0,268	0,308	0,234	0,143	2,997
1973/74	0,078	0,287	0,291	0,217	0,253	1,207	0,529	0,185	0,139	0,126	0,159	0,125	3,596
1974/75	0,059	0,242	0,148	0,087	0,228	0,221	0,200	0,400	0,400	0,262	0,278	0,284	2,808
1975/76	0,087	0,126	0,450	0,158	0,389	0,279	0,861	0,271	0,226	0,179	0,185	0,145	3,356
1976/77	0,143	0,236	1,372	1,643	0,921	0,791	0,360	0,700	1,195	0,752	0,383	0,195	8,693
1977/78	0,132	0,121	0,275	0,412	0,445	0,366	0,428	0,198	0,188	0,142	0,101	0,076	2,885
1978/79	0,035	0,034	0,403	1,346	1,052	0,698	0,476	0,323	0,255	0,181	0,142	0,107	5,052
1979/80	0,308	0,208	0,145	0,139	0,326	0,415	0,293	0,409	0,367	0,234	0,161	0,115	3,122
1980/81	0,058	0,139	0,115	0,065	0,066	0,082	0,714	0,236	0,151	0,104	0,090	0,091	1,912
1981/82	0,040	0,035	0,450	0,226	0,186	0,161	0,079	0,167	0,135	0,200	0,172	0,167	2,018
1982/83	0,179	0,245	0,291	0,120	0,066	0,071	0,132	0,061	0,086	0,114	0,383	0,256	2,005
1983/84	0,066	0,119	0,177	0,110	0,173	0,330	0,140	0,463	0,366	0,234	0,131	0,075	2,383
1984/85	0,070	0,962	0,446	0,277	0,338	0,288	0,241	0,215	0,169	0,133	0,122	0,090	3,353
1985/86	0,036	0,084	0,105	0,273	0,300	0,278	0,394	0,161	0,108	0,081	0,083	0,254	2,157
1986/87	0,250	0,192	0,225	0,484	0,382	0,292	0,293	0,094	0,067	0,081	0,093	0,077	2,528
1987/88	0,325	0,254	0,653	0,983	0,513	0,322	2,687	1,154	1,978	1,260	0,686	0,350	11,166
1988/89	0,154	0,351	0,158	0,073	0,120	0,180	0,336	0,222	0,146	0,105	0,105	0,084	2,035
1989/90	0,035	0,234	0,277	0,370	0,286	0,337	0,363	0,403	0,282	0,170	0,233	0,305	3,295
1990/91	0,266	0,250	0,413	0,213	0,393	0,500	0,814	0,406	0,237	0,189	0,163	0,230	4,075
1991/92	0,255	0,208	0,229	0,247	0,277	0,285	0,169	0,174	0,175	0,147	0,144	0,197	2,506
1992/93	0,267	0,224	0,250	0,268	0,228	0,362	0,202	0,241	0,123	0,145	0,145	0,175	2,631
1993/94	0,246	0,258	0,337	0,332	0,228	0,268	0,237	0,180	0,124	0,125	0,131	0,114	2,579
1994/95	0,173	0,225	0,177	0,300	0,160	0,198	0,232	0,197	0,148	0,144	0,254	0,134	2,341
1995/96	0,228	0,206	0,333	0,677	0,686	0,663	0,553	0,409	0,292	0,196	0,284	0,213	4,740
1996/97	0,250	0,362	1,000	1,670	0,818	0,585	0,559	0,353	0,559	0,445	0,256	0,318	7,174
1997/98	0,297	0,687	1,184	0,616	0,467	0,420	0,322	0,262	0,258	0,154	0,191	0,189	5,049
1998/99	0,236	0,270	0,270	0,324	0,370	0,389	0,267	0,217	0,213	0,210	0,188	0,255	3,208
1999/00	0,221	0,283	0,349	0,406	0,283	0,328	0,394	0,255	0,135	0,102	0,080	0,065	2,898
2000/01	0,375	0,385	0,463	0,755	0,395	0,570	0,249	0,078	0,069	0,084	0,100	0,083	3,605
2001/02	0,085	0,109	0,071	0,069	0,050	0,139	0,287	0,464	0,286	0,189	0,341	0,317	2,407
2002/03	0,132	0,244	0,171	0,297	0,439	0,282	0,231	0,207	0,285	0,495	0,297	0,383	3,464
2003/04	0,355	0,756	0,982	0,967	0,790	1,307	1,580	1,383	0,919	0,745	0,429	0,796	11,009
2004/05	0,317	0,213	0,263	0,122	0,089	0,101	0,093	0,214	0,160	0,103	0,078	0,158	1,912
2005/06	0,132	0,801	0,343	0,391	0,269	0,354	0,180	0,093	0,313	0,308	0,193	1,241	4,618

2858. Río Queiles, central hidroeléctrica de Queiles I

1940/2005
(hm³)

Serie completa

	Oct	Nov	Dic	Ene	Feb	Mar	Abr	May	Jun	Jul	Ago	Sep	Total
Máximo	1,410	1,948	2,290	2,097	1,419	1,884	2,687	1,442	1,978	1,260	0,686	1,241	11,166
Mínimo	0,035	0,034	0,063	0,065	0,050	0,071	0,079	0,053	0,067	0,070	0,071	0,060	1,866
Media	0,203	0,304	0,445	0,503	0,387	0,469	0,459	0,318	0,313	0,245	0,192	0,251	4,089

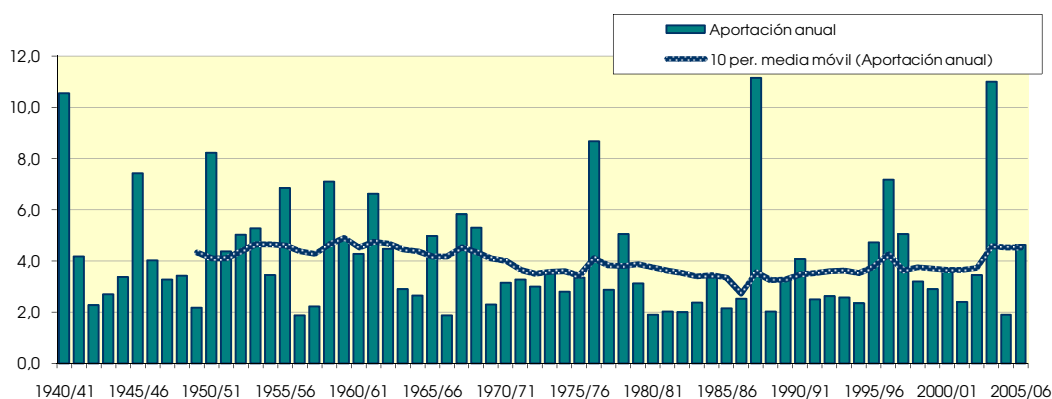
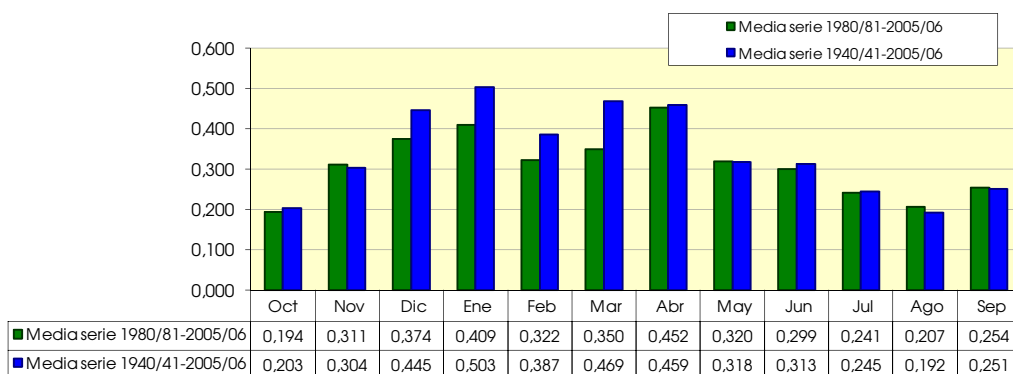
Percentil 1%	0,035	0,035	0,068	0,068	0,060	0,078	0,079	0,058	0,067	0,077	0,074	0,063	1,868
Percentil 5%	0,037	0,062	0,107	0,081	0,094	0,115	0,109	0,067	0,086	0,084	0,081	0,075	1,935
Percentil 10%	0,051	0,086	0,147	0,115	0,119	0,134	0,136	0,091	0,110	0,102	0,091	0,080	2,096
Percentil 25%	0,077	0,120	0,190	0,218	0,193	0,224	0,202	0,155	0,136	0,125	0,113	0,112	2,541
Percentil 50%	0,132	0,224	0,328	0,326	0,294	0,341	0,293	0,220	0,217	0,179	0,162	0,168	3,354
Desviación típica	0,204	0,341	0,394	0,465	0,285	0,343	0,468	0,298	0,325	0,202	0,109	0,245	2,218
Coef. variación	1,004	1,123	0,884	0,925	0,738	0,731	1,019	0,938	1,037	0,825	0,565	0,978	0,542

1980/2005
(hm³)

Serie para asignación y reserva

	Oct	Nov	Dic	Ene	Feb	Mar	Abr	May	Jun	Jul	Ago	Sep	Total
Máximo	0,375	0,962	1,184	1,670	0,818	1,307	2,687	1,383	1,978	1,260	0,686	1,241	11,166
Mínimo	0,035	0,035	0,071	0,065	0,050	0,071	0,079	0,061	0,067	0,081	0,078	0,065	1,912
Media	0,194	0,311	0,374	0,409	0,322	0,350	0,452	0,320	0,299	0,241	0,207	0,254	3,733

Percentil 1%	0,035	0,047	0,080	0,066	0,054	0,074	0,083	0,065	0,067	0,081	0,079	0,067	1,912
Percentil 5%	0,037	0,090	0,107	0,070	0,066	0,087	0,103	0,081	0,073	0,082	0,081	0,075	1,935
Percentil 10%	0,049	0,114	0,136	0,091	0,078	0,120	0,136	0,093	0,097	0,093	0,086	0,080	2,012
Percentil 25%	0,097	0,207	0,189	0,217	0,176	0,215	0,209	0,175	0,135	0,108	0,109	0,097	2,352
Percentil 50%	0,224	0,244	0,284	0,299	0,284	0,307	0,277	0,220	0,172	0,150	0,167	0,193	2,765
Desviación típica	0,105	0,231	0,284	0,361	0,208	0,247	0,549	0,303	0,385	0,257	0,138	0,252	2,482
Coef. variación	0,540	0,742	0,758	0,883	0,645	0,705	1,215	0,949	1,287	1,065	0,667	0,989	0,665



3001. Embalse de Oliana

1940/2005
(hm³)

Serie completa

	Oct	Nov	Dic	Ene	Feb	Mar	Abr	May	Jun	Jul	Ago	Sep	Total
Máximo	222,707	310,901	209,205	323,207	134,333	219,249	258,418	419,162	323,710	210,496	120,826	211,799	1.762,750
Mínimo	15,826	14,236	18,325	15,823	17,465	17,296	17,379	57,543	27,487	26,228	20,414	18,585	425,360
Media	68,207	73,054	65,368	59,952	51,443	75,169	106,763	177,492	143,218	74,969	58,914	60,896	1.015,444

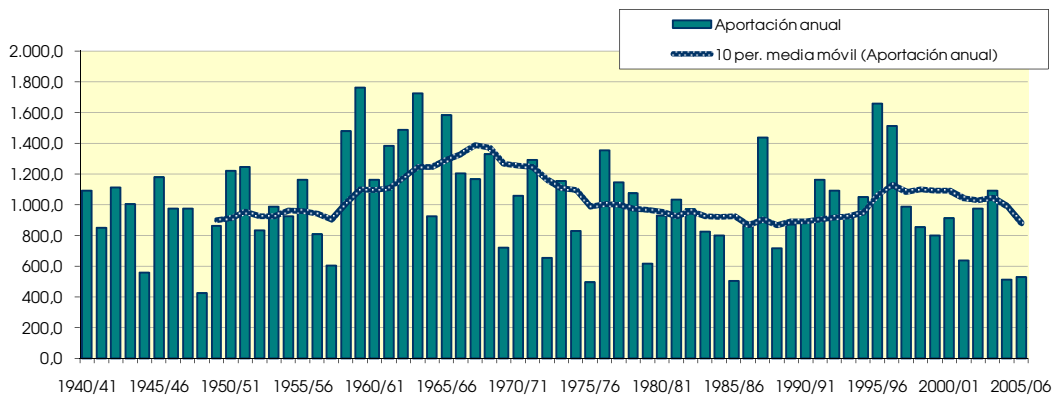
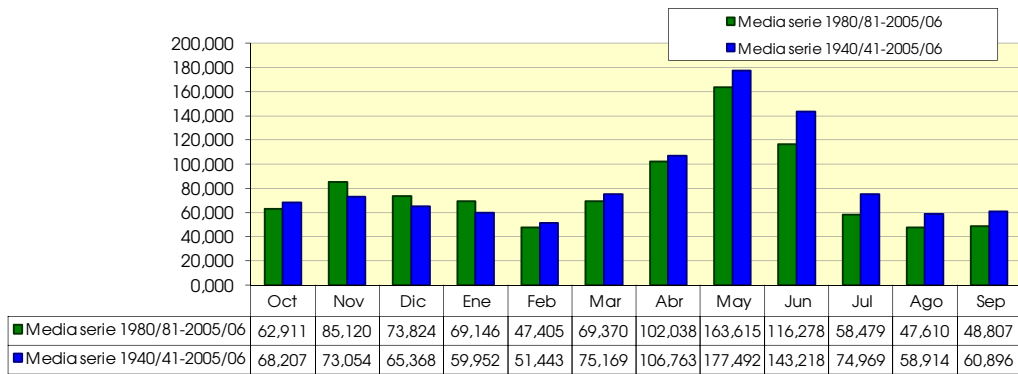
Percentil 1%	17,515	17,269	20,612	16,808	17,776	20,273	27,496	59,351	39,777	27,892	21,728	18,854	471,152
Percentil 5%	22,647	22,087	24,396	20,540	20,723	23,959	43,187	81,376	53,612	32,804	25,897	25,361	516,167
Percentil 10%	26,267	26,405	26,330	26,144	21,850	27,380	53,390	97,394	63,086	37,153	32,997	28,266	611,699
Percentil 25%	32,865	33,384	33,652	34,392	32,379	44,287	68,693	127,219	96,723	47,243	37,322	37,875	829,643
Percentil 50%	49,823	55,121	53,663	47,680	45,099	60,002	102,580	173,389	132,449	66,213	55,755	48,069	982,035
Desviación típica	48,265	59,934	41,065	50,571	27,892	45,927	48,931	70,153	62,116	36,300	26,003	36,693	308,617
Coef. variación	0,708	0,820	0,628	0,844	0,542	0,611	0,458	0,395	0,434	0,484	0,441	0,603	0,304

1980/2005
(hm³)

Serie para asignación y reserva

	Oct	Nov	Dic	Ene	Feb	Mar	Abr	May	Jun	Jul	Ago	Sep	Total
Máximo	222,707	310,901	209,205	323,207	117,452	180,125	193,805	288,051	227,396	130,030	95,020	191,861	1.658,186
Mínimo	15,826	21,995	23,392	15,823	17,944	23,939	59,157	71,291	27,487	26,228	20,414	18,585	502,568
Media	62,911	85,120	73,824	69,146	47,405	69,370	102,038	163,615	116,278	58,479	47,610	48,807	944,603

Percentil 1%	17,450	22,479	23,794	17,512	18,848	24,916	59,186	80,343	32,214	26,868	20,920	18,689	504,746
Percentil 5%	22,692	24,986	25,216	23,540	21,597	28,380	59,609	107,978	49,382	29,545	22,996	20,346	516,167
Percentil 10%	24,386	28,146	27,207	26,958	21,850	32,958	62,235	115,709	60,193	31,859	24,923	24,772	585,107
Percentil 25%	31,878	35,991	37,130	34,148	32,379	46,818	72,761	126,186	91,130	38,574	34,695	33,342	806,492
Percentil 50%	44,947	58,977	55,299	48,193	41,547	59,294	102,580	148,898	104,642	50,389	43,724	43,683	914,087
Desviación típica	54,457	74,865	51,705	70,274	24,881	38,647	35,710	52,034	51,486	27,002	20,889	33,143	280,854
Coef. variación	0,866	0,880	0,700	1,016	0,525	0,557	0,350	0,318	0,443	0,462	0,439	0,679	0,297



3002. Embalse de Rialb

1940/2005

(hm³)

Serie completa

	Oct	Nov	Dic	Ene	Feb	Mar	Abr	May	Jun	Jul	Ago	Sep	Total
Máximo	258,233	361,758	254,251	393,313	170,271	286,023	322,570	448,522	346,922	230,359	126,860	251,059	2.020,078
Mínimo	17,276	15,472	20,066	16,700	18,708	18,634	18,678	60,684	28,500	29,900	21,934	19,842	471,673
Media	75,928	80,728	74,271	69,437	59,101	85,345	119,071	192,174	152,680	79,982	65,415	67,660	1.121,792

Percentil 1%	19,015	18,819	22,629	18,076	18,803	21,682	30,301	68,429	40,785	30,314	24,793	21,700	513,000
Percentil 5%	24,520	23,787	26,924	22,469	22,862	25,774	46,218	85,486	55,704	35,212	27,851	28,512	555,548
Percentil 10%	28,750	28,941	28,776	29,681	24,004	29,140	59,134	101,870	66,548	39,206	35,330	30,493	659,684
Percentil 25%	36,776	36,076	39,347	39,359	35,684	49,312	74,933	137,751	104,438	49,335	41,188	41,656	907,287
Percentil 50%	53,906	59,669	60,134	51,618	49,342	68,515	110,513	182,166	146,930	70,113	62,750	54,278	1.090,242
Desviación típica	56,200	67,764	48,938	61,817	34,479	55,556	59,478	78,780	67,258	39,452	28,335	42,077	352,341
Coef. variación	0,740	0,839	0,659	0,890	0,583	0,651	0,500	0,410	0,441	0,493	0,433	0,622	0,314

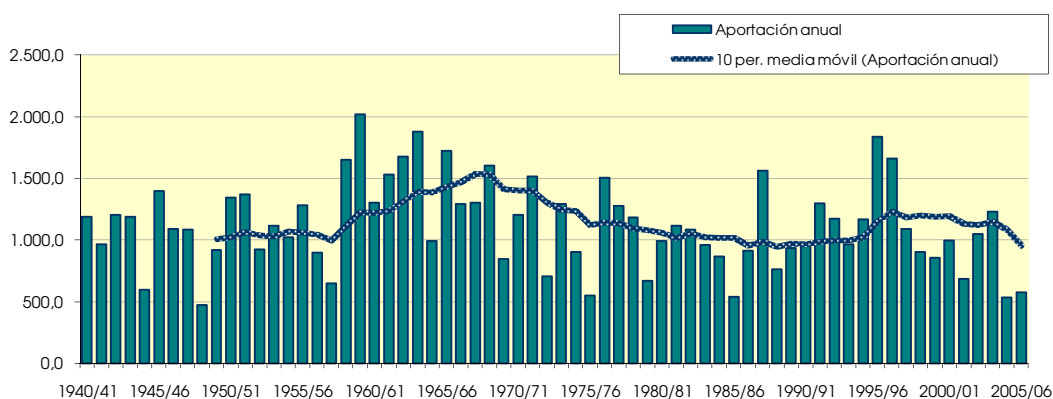
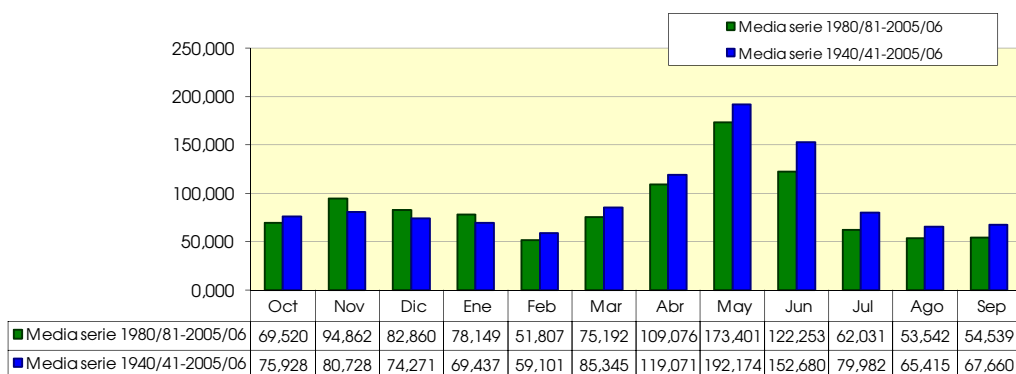
1980/2005

(hm³)

Serie para asignación y reserva

	Oct	Nov	Dic	Ene	Feb	Mar	Abr	May	Jun	Jul	Ago	Sep	Total
Máximo	251,404	361,758	254,251	393,313	124,826	202,605	216,904	308,388	240,849	140,221	108,477	219,695	1.839,079
Mínimo	17,276	24,100	25,571	16,700	18,853	25,700	60,000	72,600	28,500	29,900	21,934	19,842	535,253
Media	69,520	94,862	82,860	78,149	51,807	75,192	109,076	173,401	122,253	62,031	53,542	54,539	1.027,232

Percentil 1%	19,007	24,434	25,907	18,600	19,865	26,400	60,858	82,498	33,225	30,059	23,034	20,556	536,985
Percentil 5%	24,753	26,553	27,112	25,519	23,072	29,509	64,074	112,910	50,742	31,340	26,443	23,925	550,410
Percentil 10%	26,957	30,161	29,350	29,681	23,963	34,969	66,324	120,181	63,076	34,139	26,806	29,000	629,450
Percentil 25%	34,797	38,559	40,033	38,498	35,526	49,312	74,933	135,868	93,410	40,854	37,016	37,269	875,798
Percentil 50%	47,242	64,723	62,242	52,007	45,150	65,708	110,513	155,747	109,554	53,850	48,491	47,868	976,871
Desviación típica	62,655	86,119	61,250	84,951	26,797	42,633	39,203	58,799	55,622	28,672	23,456	38,144	315,567
Coef. variación	0,901	0,908	0,739	1,087	0,517	0,567	0,359	0,339	0,455	0,462	0,438	0,699	0,307



3003. Embalse de San Lorenzo (toma del canal Auxiliar de Urgell)

1940/2005
(hm³)

Serie completa

	Oct	Nov	Dic	Ene	Feb	Mar	Abr	May	Jun	Jul	Ago	Sep	Total
Máximo	590,746	652,896	483,085	895,691	351,136	551,860	533,919	690,539	665,482	496,159	266,746	396,778	3.950,132
Mínimo	41,102	52,861	49,017	52,049	40,294	54,587	60,135	111,727	89,077	87,848	68,970	40,199	1.014,101
Media	160,455	171,876	163,817	163,382	129,693	173,792	219,605	340,521	320,048	192,622	147,622	150,409	2.333,841

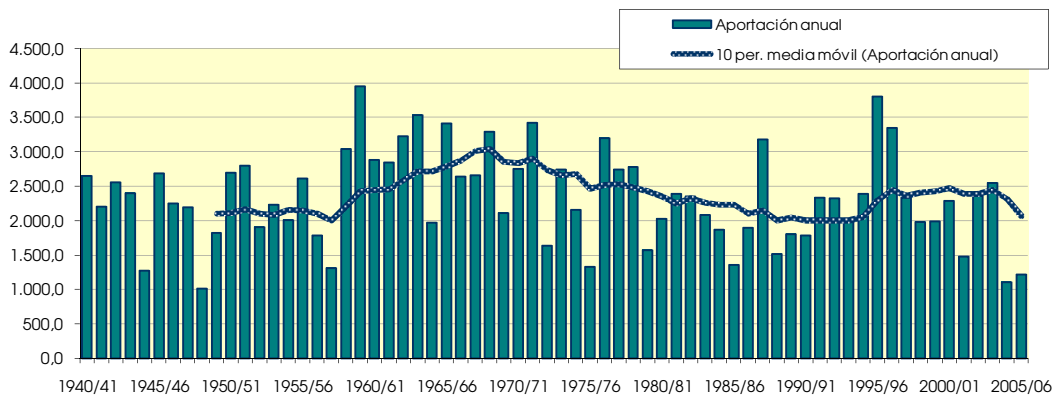
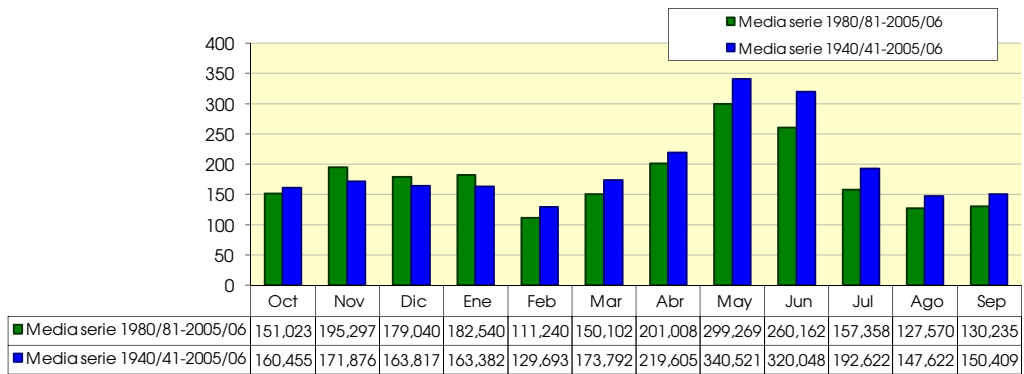
Percentil 1%	53,513	53,627	56,700	54,091	41,250	56,428	73,671	127,111	107,461	87,913	69,221	54,942	1.075,716
Percentil 5%	64,859	57,201	70,665	60,249	54,113	66,303	91,900	147,215	144,321	102,665	79,435	81,060	1.284,786
Percentil 10%	69,905	68,908	74,894	74,142	63,537	70,300	112,937	190,773	177,690	111,975	95,283	92,185	1.417,089
Percentil 25%	89,041	92,537	90,750	98,063	79,390	102,832	151,866	243,433	223,841	134,030	107,411	105,779	1.900,244
Percentil 50%	124,630	137,429	144,934	133,722	115,870	148,320	204,372	322,455	302,636	181,801	139,665	128,368	2.328,402
Desviación típica	105,277	118,656	94,905	130,777	68,333	101,835	98,729	133,006	124,961	78,093	49,797	67,510	669,829
Coef. variación	0,656	0,690	0,579	0,800	0,527	0,586	0,450	0,391	0,390	0,405	0,337	0,449	0,287

1980/2005
(hm³)

Serie para asignación y reserva

	Oct	Nov	Dic	Ene	Feb	Mar	Abr	May	Jun	Jul	Ago	Sep	Total
Máximo	473,556	652,896	483,085	895,691	229,644	376,104	348,810	520,514	501,800	344,605	260,993	382,658	3.801,271
Mínimo	41,102	54,039	49,017	52,049	40,294	57,419	104,928	111,727	89,077	87,848	68,970	40,199	1.108,893
Media	151,023	195,297	179,040	182,540	111,240	150,102	201,008	299,269	260,162	157,358	127,570	130,235	2.144,845

Percentil 1%	45,875	54,702	51,972	54,007	43,926	59,744	106,640	132,078	108,209	87,873	69,066	45,869	1.136,122
Percentil 5%	62,327	59,800	62,824	60,249	56,291	67,757	112,645	194,925	166,291	90,801	69,490	68,411	1.252,212
Percentil 10%	69,550	74,646	71,163	70,462	61,904	71,304	127,705	201,094	177,690	102,055	72,356	85,158	1.417,089
Percentil 25%	83,859	95,765	90,239	94,488	68,830	96,609	160,733	243,433	204,710	118,825	97,691	101,495	1.823,621
Percentil 50%	116,288	141,646	158,727	117,180	101,301	144,746	192,287	288,538	226,054	141,506	109,904	120,015	2.056,381
Desviación típica	112,625	152,070	123,835	185,680	51,404	80,366	60,802	95,136	93,245	57,546	49,759	62,467	620,391
Coef. variación	0,746	0,779	0,692	1,017	0,462	0,535	0,302	0,318	0,358	0,366	0,390	0,480	0,289



3006. Embalse de Talam

1940/2005
(hm³)

Serie completa

	Oct	Nov	Dic	Ene	Feb	Mar	Abr	May	Jun	Jul	Ago	Sep	Total
Máximo	259,549	241,952	250,447	395,144	140,113	186,773	167,328	254,749	344,170	234,491	150,482	151,099	1.635,333
Mínimo	19,356	21,448	15,622	24,173	17,293	20,255	25,538	34,347	55,415	34,560	24,579	15,824	458,442
Media	68,130	76,163	71,761	72,569	53,209	70,271	81,578	126,229	147,424	97,321	70,282	69,038	1.003,975

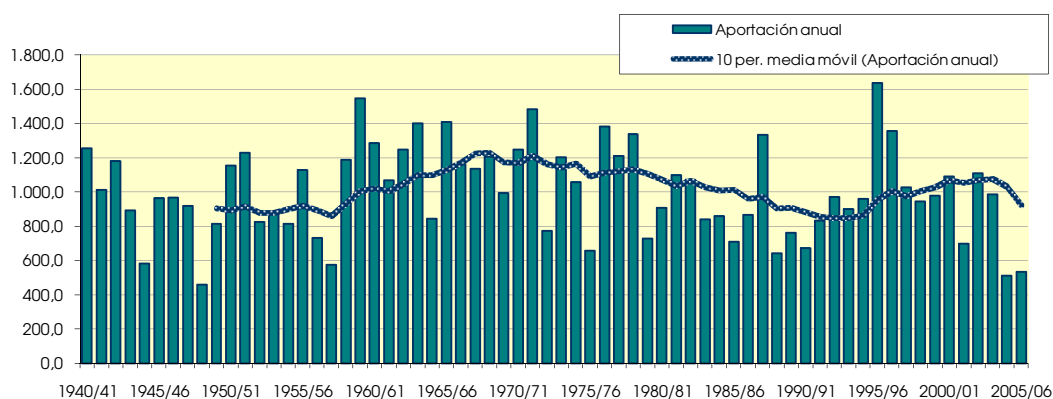
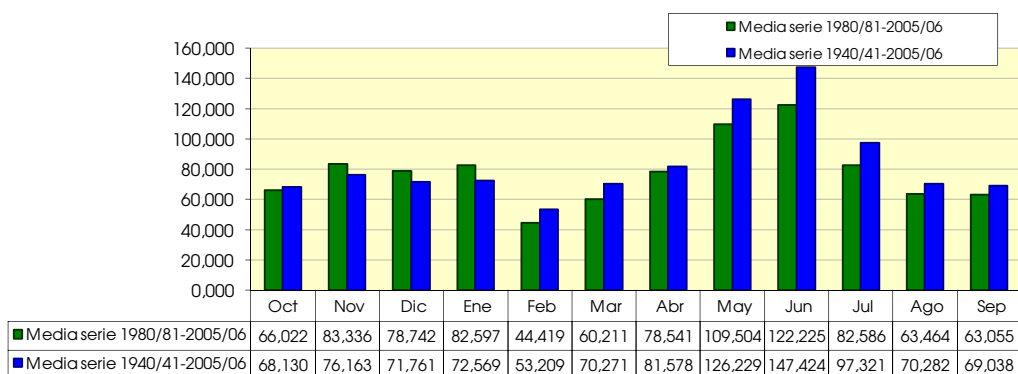
Percentil 1%	21,080	22,669	20,887	25,712	18,355	23,033	30,949	39,116	55,592	40,245	32,966	26,387	494,305
Percentil 5%	31,333	27,422	27,469	29,022	21,738	25,120	36,845	55,537	75,942	54,128	40,342	36,316	578,449
Percentil 10%	33,459	31,947	33,990	30,175	23,922	30,499	44,401	65,919	90,596	60,180	44,266	40,806	665,549
Percentil 25%	40,894	47,389	45,927	42,146	34,887	43,596	58,868	91,983	98,829	71,076	54,873	51,284	827,729
Percentil 50%	57,903	62,140	63,995	60,682	45,490	60,422	79,188	123,296	134,474	88,404	66,782	62,742	982,365
Desviación típica	41,756	45,212	40,635	53,798	27,592	37,859	30,911	47,867	58,947	38,134	22,829	27,331	264,904
Coef. variación	0,613	0,594	0,566	0,741	0,519	0,539	0,379	0,379	0,400	0,392	0,325	0,396	0,264

1980/2005
(hm³)

Serie para asignación y reserva

	Oct	Nov	Dic	Ene	Feb	Mar	Abr	May	Jun	Jul	Ago	Sep	Total
Máximo	188,568	241,952	250,447	395,144	89,437	186,773	150,405	183,730	227,859	193,098	150,482	137,506	1.635,333
Mínimo	19,356	21,448	15,622	24,173	17,293	20,255	33,863	34,347	55,415	34,560	24,579	15,824	513,615
Media	66,022	83,336	78,742	82,597	44,419	60,211	78,541	109,504	122,225	82,586	63,464	63,055	934,703

Percentil 1%	20,019	21,917	17,647	25,348	17,790	21,326	33,905	41,487	57,525	36,747	27,805	19,887	519,001
Percentil 5%	24,319	25,442	24,063	29,022	20,129	24,791	34,622	63,238	70,288	45,448	37,523	32,708	561,694
Percentil 10%	32,547	33,874	26,048	29,746	22,678	27,925	42,670	69,683	90,596	55,638	38,778	37,500	656,958
Percentil 25%	38,668	46,448	42,545	39,928	32,580	41,395	66,698	84,052	94,580	62,709	45,463	45,657	779,838
Percentil 50%	55,486	62,081	70,710	59,565	39,686	56,529	79,241	106,688	116,804	77,594	55,791	58,281	925,400
Desviación típica	42,648	56,493	55,815	78,610	19,482	34,424	25,667	36,042	40,034	31,749	27,182	27,778	253,222
Coef. variación	0,646	0,678	0,709	0,952	0,439	0,572	0,327	0,329	0,328	0,384	0,428	0,441	0,271



3007. Embalse de Terradets

1940/2005
(hm³)

Serie completa

	Oct	Nov	Dic	Ene	Feb	Mar	Abr	May	Jun	Jul	Ago	Sep	Total
Máximo	291,891	261,731	264,194	430,482	155,707	209,818	179,258	279,877	368,273	253,212	159,126	160,206	1.773,825
Mínimo	21,831	24,504	18,098	28,858	20,020	22,681	29,466	37,137	58,413	37,394	27,047	18,169	490,341
Media	74,477	82,798	79,851	83,142	61,691	77,909	88,968	134,824	157,873	107,004	76,760	75,382	1.100,677

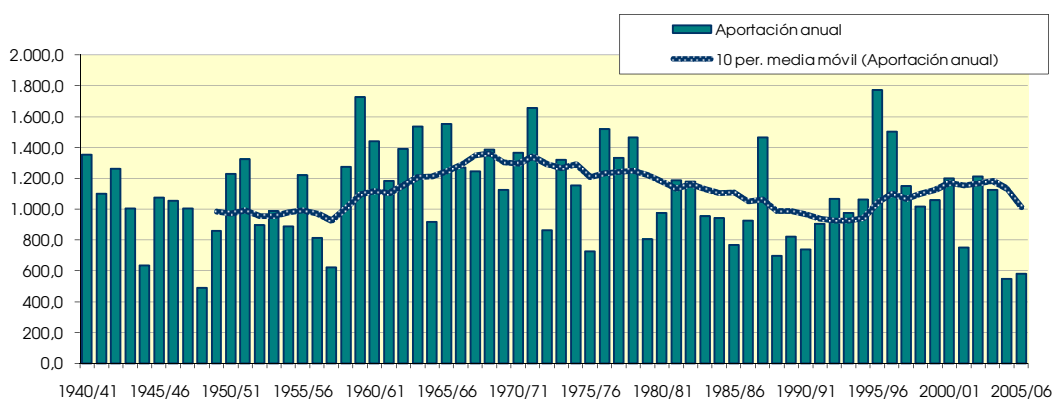
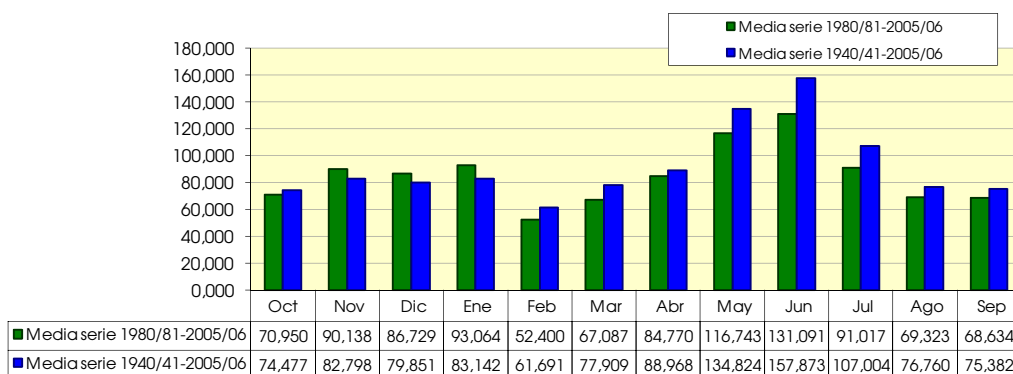
Percentil 1%	24,561	25,541	23,906	30,366	20,828	25,570	34,222	41,809	58,741	44,288	35,781	28,737	526,682
Percentil 5%	34,710	30,296	31,801	33,416	24,962	27,823	39,418	59,118	79,526	58,015	45,305	40,477	626,717
Percentil 10%	37,031	35,279	38,386	36,074	27,698	36,858	47,732	71,531	97,492	67,283	48,851	46,858	732,054
Percentil 25%	44,955	52,514	52,860	47,965	39,386	48,043	64,721	99,925	106,019	78,900	58,990	54,588	897,997
Percentil 50%	63,968	68,902	72,040	70,210	57,044	67,199	85,767	130,889	142,629	99,212	74,344	69,912	1.087,082
Desviación típica	44,616	47,588	43,073	59,084	30,732	40,626	33,519	51,846	62,500	40,596	24,143	28,233	294,404
Coef. variación	0,599	0,575	0,539	0,711	0,498	0,521	0,377	0,385	0,396	0,379	0,315	0,375	0,267

1980/2005
(hm³)

Serie para asignación y reserva

	Oct	Nov	Dic	Ene	Feb	Mar	Abr	May	Jun	Jul	Ago	Sep	Total
Máximo	196,738	261,731	264,194	430,482	100,228	196,859	160,197	198,129	247,156	199,102	159,126	145,925	1.773,825
Mínimo	21,831	24,504	18,098	28,858	20,020	22,681	36,783	37,137	58,918	37,394	27,047	18,169	546,251
Media	70,950	90,138	86,729	93,064	52,400	67,087	84,770	116,743	131,091	91,017	69,323	68,634	1.021,947

Percentil 1%	22,881	24,902	20,332	29,980	20,620	23,845	36,796	44,151	61,388	40,046	30,406	22,233	554,486
Percentil 5%	28,618	28,371	27,432	33,416	23,432	27,415	37,435	66,416	75,524	49,922	41,240	35,725	608,589
Percentil 10%	36,988	38,132	30,124	34,184	26,774	31,728	44,901	75,352	98,617	60,741	44,325	43,401	718,014
Percentil 25%	42,395	50,802	49,387	46,706	36,475	45,584	71,328	90,352	104,026	69,879	50,203	52,771	841,167
Percentil 50%	61,191	68,902	79,924	67,208	48,033	62,153	85,103	112,404	123,400	86,630	60,204	64,489	996,016
Desviación típica	43,943	59,974	58,875	85,787	22,957	36,184	27,292	38,162	42,230	32,817	28,580	28,275	280,708
Coef. variación	0,619	0,665	0,679	0,922	0,438	0,539	0,322	0,327	0,322	0,361	0,412	0,412	0,275



3008. Embalse de Camarasa

1940/2005
(hm³)

Serie completa

	Oct	Nov	Dic	Ene	Feb	Mar	Abr	May	Jun	Jul	Ago	Sep	Total
Máximo	311,154	269,835	270,582	444,845	162,224	219,824	189,765	288,543	374,227	257,284	162,344	164,680	1.830,705
Mínimo	22,859	25,819	19,470	30,210	20,798	24,425	31,161	38,199	59,812	38,227	27,970	19,365	504,932
Media	77,722	85,996	83,138	86,605	64,741	81,112	92,252	138,747	161,003	109,553	79,064	78,013	1.137,947

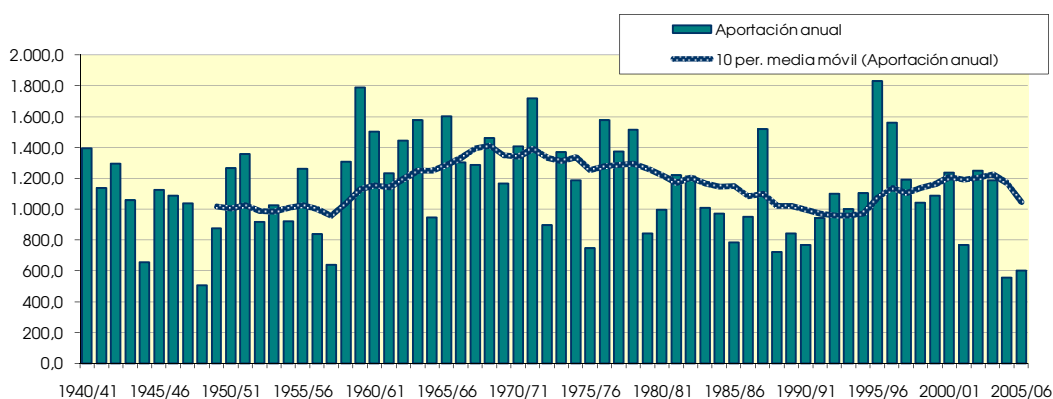
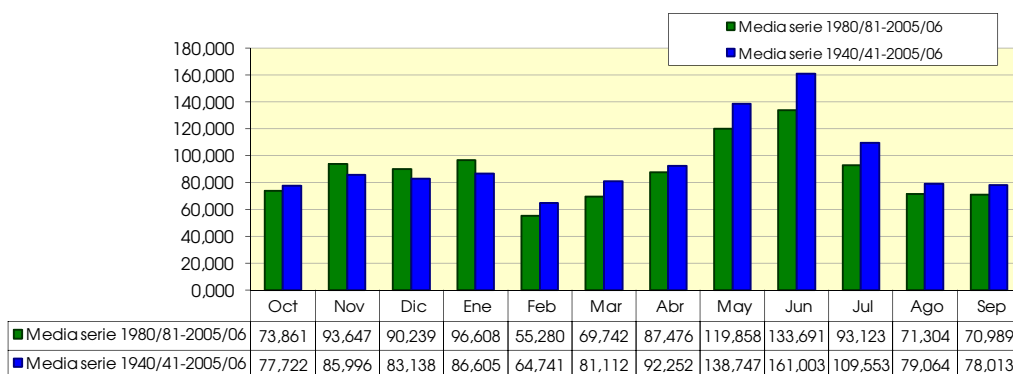
Percentil 1%	26,223	27,107	25,136	31,914	21,682	26,734	35,693	43,256	59,969	45,369	36,789	29,729	539,385
Percentil 5%	35,861	31,479	33,492	34,469	26,776	29,190	40,474	60,790	80,525	59,058	46,617	42,344	643,694
Percentil 10%	39,308	37,050	40,012	38,021	29,362	38,671	49,096	73,989	99,121	68,400	50,054	48,298	757,092
Percentil 25%	46,337	55,189	54,854	50,797	41,436	49,553	66,745	104,202	108,610	81,003	60,799	56,993	926,528
Percentil 50%	66,544	72,467	74,378	72,794	60,132	69,698	89,691	134,002	144,904	101,764	76,481	73,062	1.131,355
Desviación típica	46,961	49,103	44,430	61,428	32,031	42,099	34,957	53,647	63,536	41,344	24,733	29,027	305,709
Coef. variación	0,604	0,571	0,534	0,709	0,495	0,519	0,379	0,387	0,395	0,377	0,313	0,372	0,269

1980/2005
(hm³)

Serie para asignación y reserva

	Oct	Nov	Dic	Ene	Feb	Mar	Abr	May	Jun	Jul	Ago	Sep	Total
Máximo	203,336	269,835	270,582	444,845	103,784	200,322	165,277	203,262	252,900	201,027	162,344	149,627	1.830,705
Mínimo	22,859	25,819	19,470	30,210	20,798	24,425	38,133	38,199	59,812	38,227	27,970	19,365	557,937
Media	73,861	93,647	90,239	96,608	55,280	69,742	87,476	119,858	133,691	93,123	71,304	70,989	1.055,818

Percentil 1%	24,153	26,314	21,649	31,266	21,788	25,400	38,149	45,215	62,452	40,974	31,362	23,351	568,466
Percentil 5%	30,706	30,291	28,758	34,469	25,673	28,456	38,743	67,742	77,114	51,065	42,571	36,894	630,342
Percentil 10%	39,308	40,130	31,914	35,790	28,551	33,248	45,786	77,275	100,349	62,002	46,080	45,370	744,252
Percentil 25%	44,357	52,930	52,028	48,426	37,474	47,214	73,840	92,340	106,520	71,669	51,421	55,319	867,320
Percentil 50%	62,931	72,467	82,817	69,250	50,033	66,577	89,293	114,497	125,625	89,563	61,990	66,732	1.023,535
Desviación típica	45,635	61,861	60,552	88,922	24,243	36,981	28,142	39,088	43,059	33,209	29,131	28,803	291,542
Coef. variación	0,618	0,661	0,671	0,920	0,439	0,530	0,322	0,326	0,322	0,357	0,409	0,406	0,276



3010. Río Segre aguas arriba de río Duran (Segre I)

1940/2005
(hm³)

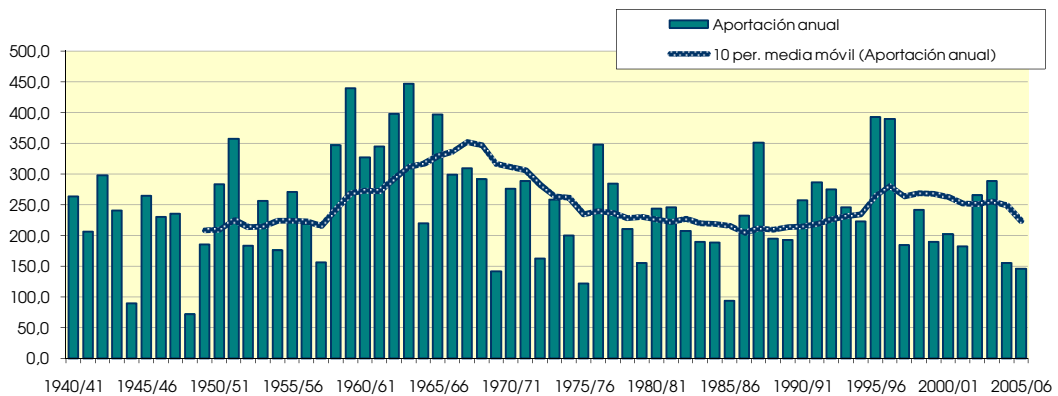
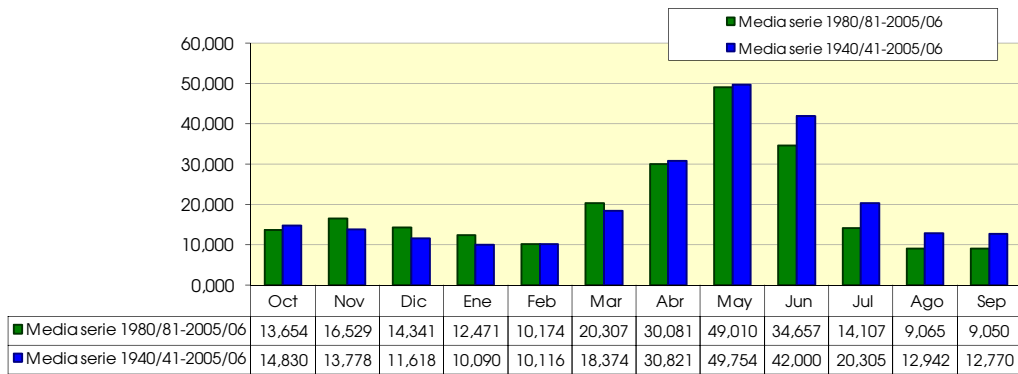
Serie completa

	Oct	Nov	Dic	Ene	Feb	Mar	Abr	May	Jun	Jul	Ago	Sep	Total
Máximo	51,615	48,686	53,717	45,252	31,879	46,546	75,402	127,967	83,649	69,763	35,804	45,116	446,831
Mínimo	3,326	3,127	2,952	2,473	2,749	3,581	2,339	12,522	8,070	3,379	2,585	2,453	71,489
Media	14,830	13,778	11,618	10,090	10,116	18,374	30,821	49,754	42,000	20,305	12,942	12,770	247,396
Percentil 1%	3,343	3,198	3,094	3,002	2,837	3,699	5,335	13,696	8,204	4,670	3,761	3,013	83,169
Percentil 5%	4,124	3,409	3,541	3,610	3,378	4,757	8,885	17,907	13,289	6,991	4,732	4,185	126,750
Percentil 10%	4,991	4,333	4,163	3,872	4,269	5,383	11,702	25,144	16,888	8,735	5,375	5,902	155,583
Percentil 25%	6,892	6,241	6,148	6,199	5,998	10,730	19,835	34,639	28,239	11,925	8,057	7,514	189,568
Percentil 50%	11,749	10,768	9,138	8,392	9,381	15,542	29,397	45,164	41,253	16,808	11,467	9,866	242,748
Desviación típica	10,803	10,886	8,402	7,279	5,730	11,153	15,821	21,617	18,743	12,018	7,115	7,930	82,502
Coef. variación	0,728	0,790	0,723	0,721	0,566	0,607	0,513	0,434	0,446	0,592	0,550	0,621	0,333

1980/2005
(hm³)

Serie para asignación y reserva

	Oct	Nov	Dic	Ene	Feb	Mar	Abr	May	Jun	Jul	Ago	Sep	Total
Máximo	42,207	48,686	53,717	45,252	31,879	43,951	62,936	86,402	69,867	32,416	24,045	25,036	393,230
Mínimo	3,326	3,731	3,350	3,577	3,061	4,995	11,848	18,486	8,277	3,379	2,585	2,453	94,242
Media	13,654	16,529	14,341	12,471	10,174	20,307	30,081	49,010	34,657	14,107	9,065	9,050	233,445
Percentil 1%	3,332	3,900	3,458	3,632	3,230	5,496	12,681	20,891	9,356	3,876	3,037	2,668	107,170
Percentil 5%	3,411	4,473	4,054	3,912	4,074	8,058	15,250	28,542	13,560	5,748	4,435	3,502	148,353
Percentil 10%	4,254	4,874	5,485	4,591	5,129	11,541	16,498	31,121	16,565	7,084	4,625	4,072	168,784
Percentil 25%	6,591	7,200	7,301	7,017	6,714	13,285	21,719	37,017	24,281	9,799	5,238	5,894	189,568
Percentil 50%	10,351	12,037	10,546	9,208	9,050	15,726	27,746	44,376	32,358	11,570	7,915	8,474	228,026
Desviación típica	11,114	13,585	11,330	9,972	5,881	10,928	12,391	17,400	16,257	7,526	5,175	5,195	70,001
Coef. variación	0,814	0,822	0,790	0,800	0,578	0,538	0,412	0,355	0,469	0,534	0,571	0,574	0,300



3011. Río Segre aguas arriba de río Cadí (Segre II)

1940/2005
(hm³)

Serie completa

	Oct	Nov	Dic	Ene	Feb	Mar	Abr	May	Jun	Jul	Ago	Sep	Total
Máximo	75,364	105,562	83,975	109,886	49,539	86,282	94,366	164,367	112,021	97,009	45,872	63,317	667,292
Mínimo	6,252	5,801	6,215	5,942	6,547	6,771	6,888	19,816	11,237	8,280	6,694	5,259	147,176
Media	25,525	25,988	22,038	19,427	17,654	28,739	42,700	66,212	55,506	29,889	21,281	21,998	376,959

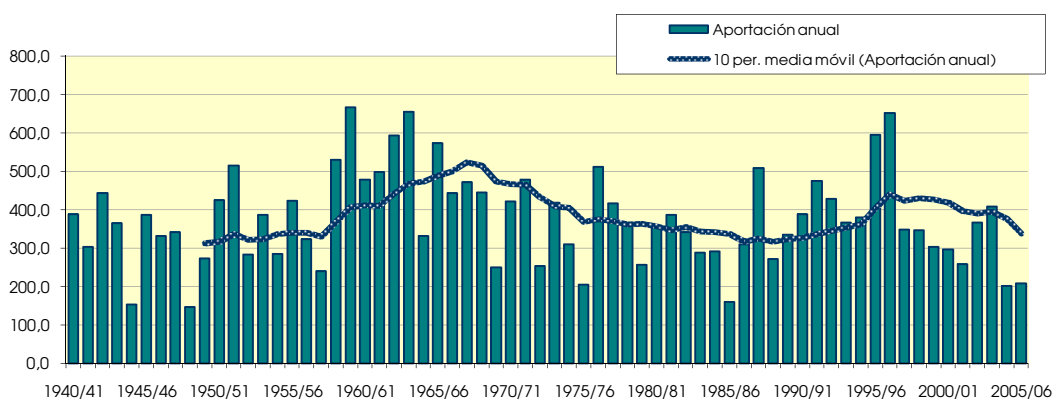
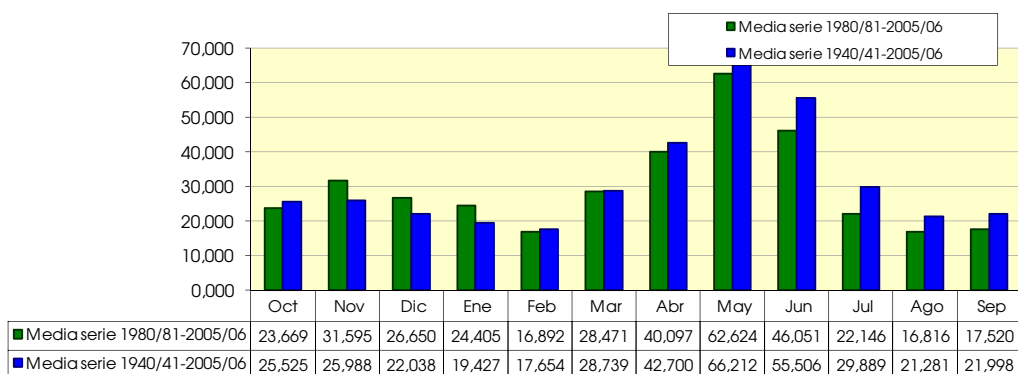
Percentil 1%	7,121	6,365	6,637	6,060	6,612	7,736	10,943	20,788	14,112	9,500	7,701	6,677	151,430
Percentil 5%	7,876	7,210	8,008	6,883	6,972	8,684	14,354	24,488	18,743	11,490	10,641	9,400	203,036
Percentil 10%	10,138	8,585	8,466	7,803	7,810	10,518	20,470	37,482	23,934	14,316	11,307	11,705	244,935
Percentil 25%	12,191	11,394	11,858	11,865	11,419	16,901	26,614	48,807	38,502	18,890	14,229	13,782	293,487
Percentil 50%	19,865	18,642	17,767	15,117	15,026	22,353	40,732	61,980	55,203	25,224	18,760	17,267	366,531
Desviación típica	17,785	21,682	15,412	17,340	9,588	17,934	20,178	27,164	23,686	16,030	9,367	12,256	120,389
Coef. variación	0,697	0,834	0,699	0,893	0,543	0,624	0,473	0,410	0,427	0,536	0,440	0,557	0,319

1980/2005
(hm³)

Serie para asignación y reserva

	Oct	Nov	Dic	Ene	Feb	Mar	Abr	May	Jun	Jul	Ago	Sep	Total
Máximo	70,511	105,562	83,975	109,886	49,539	80,703	80,690	103,990	95,879	46,735	35,743	55,321	651,783
Mínimo	6,252	8,484	7,123	5,942	6,881	8,607	20,968	21,922	11,237	8,280	6,694	5,259	159,542
Media	23,669	31,595	26,650	24,405	16,892	28,471	40,097	62,624	46,051	22,146	16,816	17,520	356,936

Percentil 1%	6,625	8,535	7,475	6,388	6,964	9,285	21,185	25,892	13,030	8,749	7,081	5,804	170,177
Percentil 5%	7,779	8,720	8,631	8,118	7,243	11,860	22,246	37,967	18,743	10,445	8,740	7,452	203,560
Percentil 10%	9,109	9,158	9,961	9,315	7,769	15,048	23,773	39,863	21,691	11,671	10,405	8,350	233,166
Percentil 25%	11,669	12,415	12,924	11,935	10,748	18,094	27,429	48,864	30,362	15,671	11,109	13,098	293,487
Percentil 50%	16,326	20,674	19,955	16,763	14,682	23,505	37,448	58,003	41,568	19,310	14,257	15,453	347,365
Desviación típica	19,295	28,065	20,909	25,383	9,528	16,191	15,028	21,815	21,758	9,952	7,821	10,623	111,790
Coef. variación	0,815	0,888	0,785	1,040	0,564	0,569	0,375	0,348	0,472	0,449	0,465	0,606	0,313



3012. Río Segre aguas arriba de río Valira (Segre III)

1940/2005
(hm³)

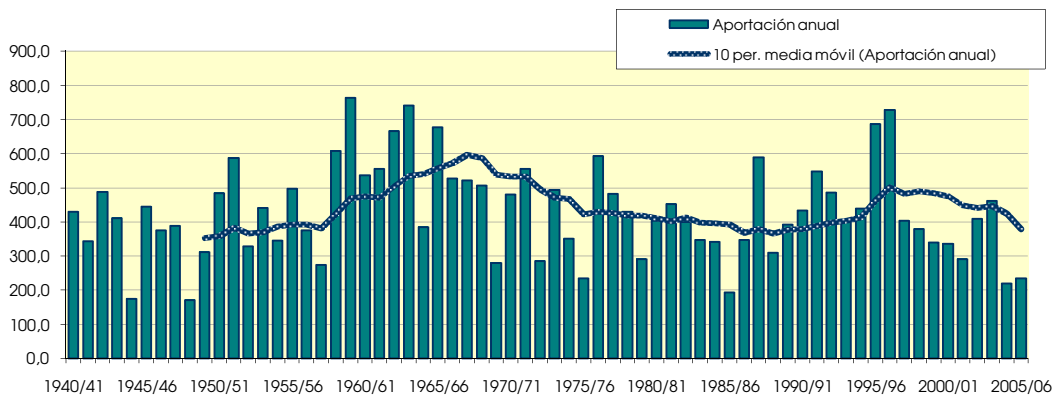
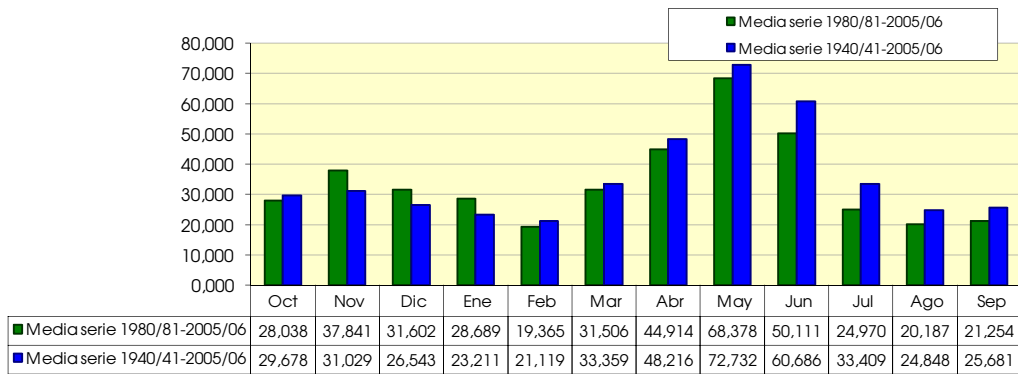
Serie completa

	Oct	Nov	Dic	Ene	Feb	Mar	Abr	May	Jun	Jul	Ago	Sep	Total
Máximo	92,703	130,654	99,968	132,082	56,959	104,749	104,364	178,168	124,335	111,628	53,036	77,991	764,515
Mínimo	7,240	6,587	8,093	6,634	7,589	7,821	8,069	21,814	12,344	9,972	8,751	6,834	170,623
Media	29,678	31,029	26,543	23,211	21,119	33,359	48,216	72,732	60,686	33,409	24,848	25,681	430,513
Percentil 1%	8,101	7,448	8,308	7,102	7,668	8,891	12,353	22,671	16,127	11,640	9,139	7,948	173,051
Percentil 5%	9,634	8,486	9,481	7,875	8,289	10,397	16,444	26,997	20,431	12,970	12,235	12,043	223,439
Percentil 10%	11,593	10,187	9,976	9,105	9,406	12,233	22,971	41,273	26,738	15,963	13,233	13,414	277,035
Percentil 25%	14,049	13,279	13,630	13,520	13,427	18,999	29,783	51,616	41,085	20,808	16,217	15,943	341,387
Percentil 50%	22,468	21,465	21,079	18,230	18,145	26,170	47,056	69,819	60,670	28,275	22,585	20,056	410,319
Desviación típica	21,456	26,639	18,627	21,575	11,904	21,425	22,485	29,879	26,071	18,176	10,952	14,643	137,415
Coef. variación	0,723	0,859	0,702	0,930	0,564	0,642	0,466	0,411	0,430	0,544	0,441	0,570	0,319

1980/2005
(hm³)

Serie para asignación y reserva

	Oct	Nov	Dic	Ene	Feb	Mar	Abr	May	Jun	Jul	Ago	Sep	Total
Máximo	88,470	130,654	99,968	132,082	53,779	96,833	89,898	117,729	104,124	52,692	40,694	77,991	728,882
Mínimo	7,240	10,023	9,162	6,634	8,063	9,782	23,652	23,132	12,344	9,972	8,751	6,834	193,532
Media	28,038	37,841	31,602	28,689	19,365	31,506	44,914	68,378	50,111	24,970	20,187	21,254	406,856
Percentil 1%	7,798	10,105	9,428	7,189	8,171	10,541	24,558	27,603	14,333	10,658	8,900	7,263	200,091
Percentil 5%	9,709	10,639	10,240	9,308	8,498	13,115	27,405	41,213	20,431	12,741	9,913	8,893	223,462
Percentil 10%	11,207	11,828	11,298	11,018	8,844	16,026	28,290	42,791	23,328	13,127	11,864	10,897	262,536
Percentil 25%	13,578	14,389	14,627	13,539	12,281	20,322	29,783	51,974	32,896	17,621	13,006	15,495	340,257
Percentil 50%	18,448	25,241	23,715	19,280	16,507	26,897	42,863	61,774	44,935	22,179	16,809	18,224	401,943
Desviación típica	24,111	34,094	24,679	31,206	10,786	18,654	16,232	24,476	24,010	11,256	9,601	14,354	127,093
Coef. variación	0,860	0,901	0,781	1,088	0,557	0,592	0,361	0,358	0,479	0,451	0,476	0,675	0,312



3013. Río Valira

1940/2005
(hm³)

Serie completa

	Oct	Nov	Dic	Ene	Feb	Mar	Abr	May	Jun	Jul	Ago	Sep	Total
Máximo	78,053	88,213	40,256	45,767	29,545	65,517	89,208	184,455	150,484	79,705	55,868	90,111	579,945
Mínimo	2,604	1,987	2,454	2,541	2,080	2,188	1,762	4,622	9,391	3,117	3,161	3,003	80,922
Media	17,067	16,493	13,264	12,051	10,784	18,352	31,310	72,963	57,514	23,140	15,341	15,640	303,917

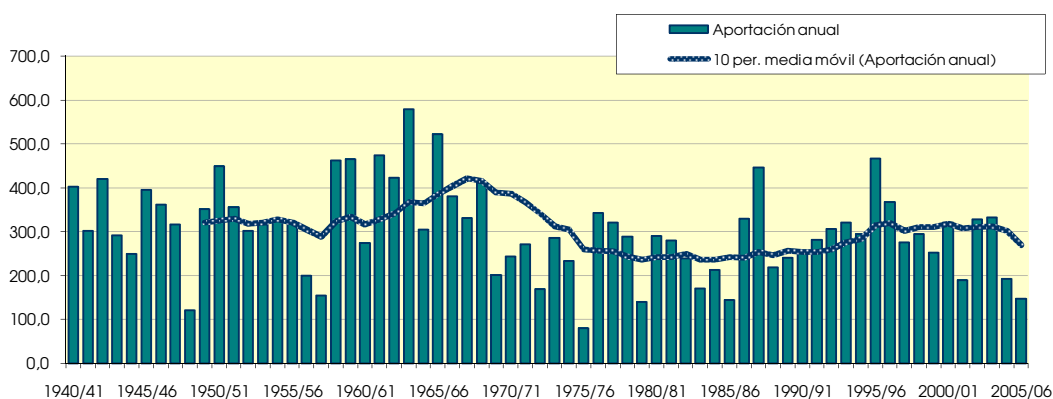
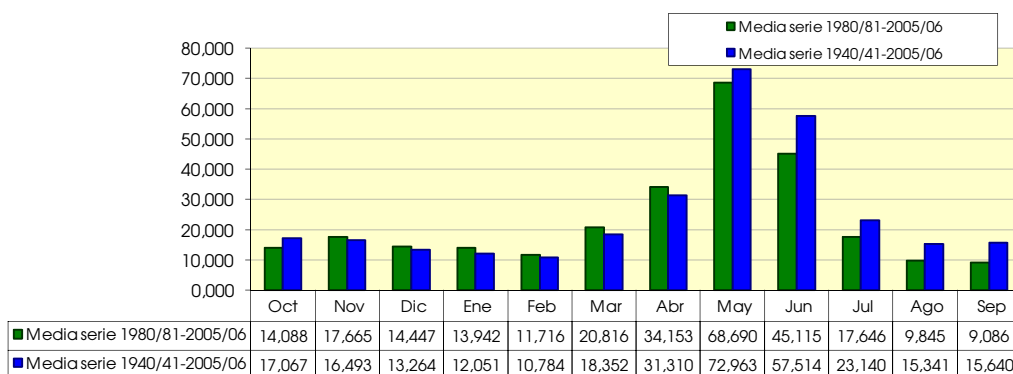
Percentil 1%	2,665	2,234	2,518	2,749	2,081	2,344	2,429	14,771	11,838	4,714	3,751	3,031	106,966
Percentil 5%	3,197	3,173	3,263	3,334	3,006	3,566	6,984	29,297	16,065	6,965	4,355	3,396	145,162
Percentil 10%	4,060	4,117	3,777	3,767	4,733	5,338	11,144	40,082	22,678	8,048	4,970	3,778	170,579
Percentil 25%	5,351	5,295	5,997	6,226	6,231	8,256	18,929	53,542	36,675	11,499	6,482	5,421	241,652
Percentil 50%	11,947	11,253	10,898	10,741	9,652	14,124	27,475	66,675	47,758	18,087	10,942	9,248	301,804
Desviación típica	15,460	15,606	9,297	8,266	6,012	13,343	18,521	31,857	31,651	14,576	12,544	15,592	101,017
Coef. variación	0,906	0,946	0,701	0,686	0,558	0,727	0,592	0,437	0,550	0,630	0,818	0,997	0,332

1980/2005
(hm³)

Serie para asignación y reserva

	Oct	Nov	Dic	Ene	Feb	Mar	Abr	May	Jun	Jul	Ago	Sep	Total
Máximo	50,364	61,010	36,068	35,893	29,545	65,517	63,403	114,019	104,007	48,949	21,278	31,888	467,698
Mínimo	2,604	3,393	3,339	3,487	3,007	5,580	13,288	39,749	9,391	3,117	3,161	3,003	144,454
Media	14,088	17,665	14,447	13,942	11,716	20,816	34,153	68,690	45,115	17,646	9,845	9,086	277,209

Percentil 1%	2,675	3,681	3,339	3,492	3,467	5,610	13,670	39,916	11,082	3,837	3,388	3,013	145,162
Percentil 5%	2,988	4,583	3,500	3,560	4,905	6,642	15,786	41,417	17,217	6,205	4,070	3,118	153,297
Percentil 10%	3,706	4,790	4,923	4,128	5,136	10,036	19,157	46,864	20,881	7,097	4,166	3,361	180,256
Percentil 25%	4,840	5,616	7,946	7,617	6,173	11,440	23,497	57,039	33,443	9,695	5,494	4,781	224,593
Percentil 50%	11,151	10,402	11,684	11,370	11,072	17,812	28,232	64,335	42,661	14,798	9,177	7,846	281,026
Desviación típica	11,897	16,254	9,278	9,064	6,551	13,554	15,176	20,998	22,513	11,925	5,199	6,259	79,694
Coef. variación	0,844	0,920	0,642	0,650	0,559	0,651	0,444	0,306	0,499	0,676	0,528	0,689	0,287



3014. Río La Vansa

1940/2005
(hm³)

Serie completa

	Oct	Nov	Dic	Ene	Feb	Mar	Abr	May	Jun	Jul	Ago	Sep	Total
Máximo	17,026	28,428	17,848	36,956	14,672	21,738	16,695	19,079	13,443	10,979	9,788	14,954	145,617
Mínimo	0,908	0,717	1,650	0,676	0,556	0,372	0,496	1,324	1,120	1,325	1,245	1,199	20,477
Media	5,357	6,905	6,918	6,643	4,837	5,452	6,741	8,243	6,876	4,969	4,716	4,943	72,600

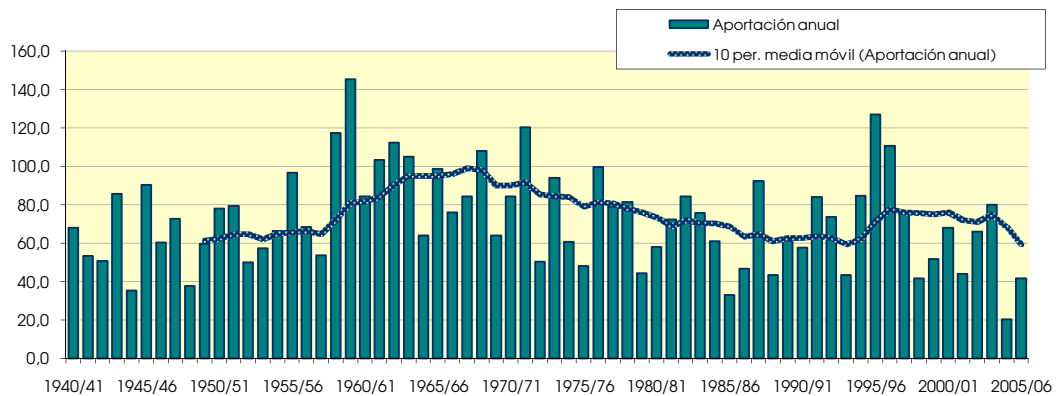
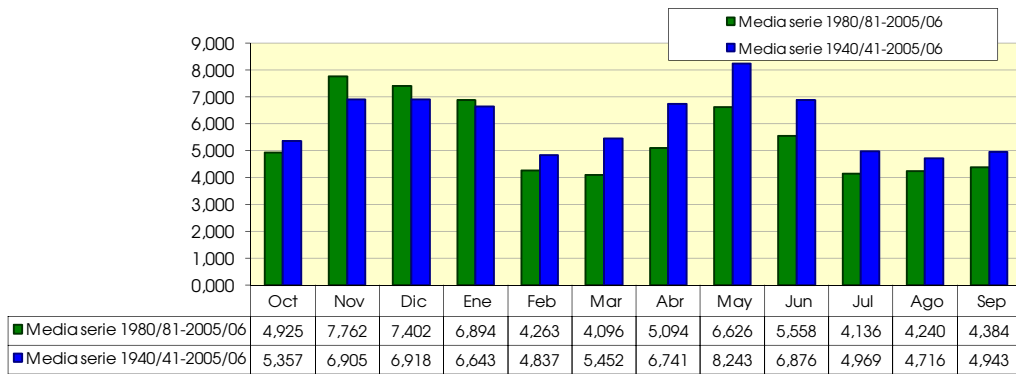
Percentil 1%	1,032	1,194	1,753	1,220	0,871	0,783	1,276	1,601	1,173	1,605	1,391	1,563	28,675
Percentil 5%	1,757	1,806	2,090	1,679	1,609	1,324	2,043	2,471	2,691	2,171	1,930	1,983	38,794
Percentil 10%	2,362	2,062	2,282	2,313	1,887	1,926	2,773	3,620	3,445	2,631	2,426	2,177	43,338
Percentil 25%	3,080	3,571	3,380	3,306	2,890	2,648	4,143	5,499	4,776	3,347	3,198	3,050	53,484
Percentil 50%	4,868	5,721	6,637	5,190	3,724	3,997	5,927	7,541	6,489	4,754	4,468	4,503	70,325
Desviación típica	3,418	5,224	4,051	5,743	3,147	4,009	3,691	4,069	3,032	2,122	1,969	2,641	25,138
Coef. variación	0,638	0,757	0,586	0,864	0,651	0,735	0,547	0,494	0,441	0,427	0,417	0,534	0,346

1980/2005
(hm³)

Serie para asignación y reserva

	Oct	Nov	Dic	Ene	Feb	Mar	Abr	May	Jun	Jul	Ago	Sep	Total
Máximo	17,026	28,428	17,848	36,956	14,672	14,082	11,547	15,584	12,908	8,790	9,575	14,954	127,250
Mínimo	0,908	1,675	1,808	0,676	0,556	0,372	0,496	1,324	1,120	1,325	1,245	1,199	20,477
Media	4,925	7,762	7,402	6,894	4,263	4,096	5,094	6,626	5,558	4,136	4,240	4,384	65,380

Percentil 1%	1,118	1,698	1,862	0,894	0,677	0,530	0,882	1,430	1,140	1,462	1,301	1,393	23,630
Percentil 5%	1,757	1,832	2,051	1,614	1,180	1,077	2,043	1,912	1,367	1,968	1,564	1,983	35,242
Percentil 10%	2,039	2,062	2,226	2,040	1,663	1,528	2,516	2,871	2,520	2,275	2,132	2,078	41,725
Percentil 25%	2,828	3,571	2,956	2,661	2,135	2,174	3,329	4,433	4,059	3,002	2,845	2,899	44,789
Percentil 50%	3,295	5,781	6,684	5,011	3,430	3,082	5,282	6,163	4,973	3,631	3,924	3,895	63,826
Desviación típica	4,122	6,747	4,701	7,508	3,262	3,003	2,314	3,377	2,947	1,793	1,933	2,729	24,120
Coef. variación	0,837	0,869	0,635	1,089	0,765	0,733	0,454	0,510	0,530	0,434	0,456	0,623	0,369



3018. Río Ribera Salada

1940/2005
(hm³)

Serie completa

	Oct	Nov	Dic	Ene	Feb	Mar	Abr	May	Jun	Jul	Ago	Sep	Total
Máximo	22,164	29,921	23,463	39,928	14,123	29,709	28,303	28,748	18,321	9,881	12,012	24,168	128,754
Mínimo	0,209	0,152	0,447	0,117	0,098	0,102	0,163	0,327	0,306	0,350	0,297	0,206	10,930
Media	3,828	4,058	4,696	4,591	2,940	4,569	5,443	6,967	3,976	2,129	3,736	3,520	50,454

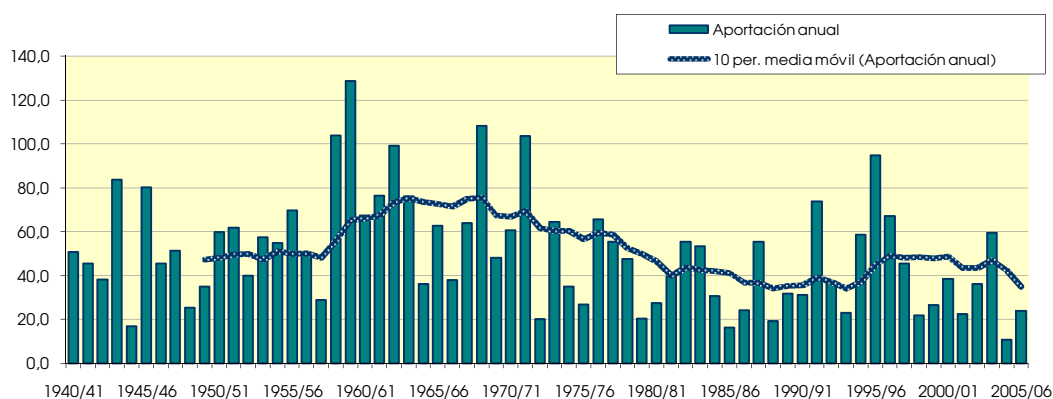
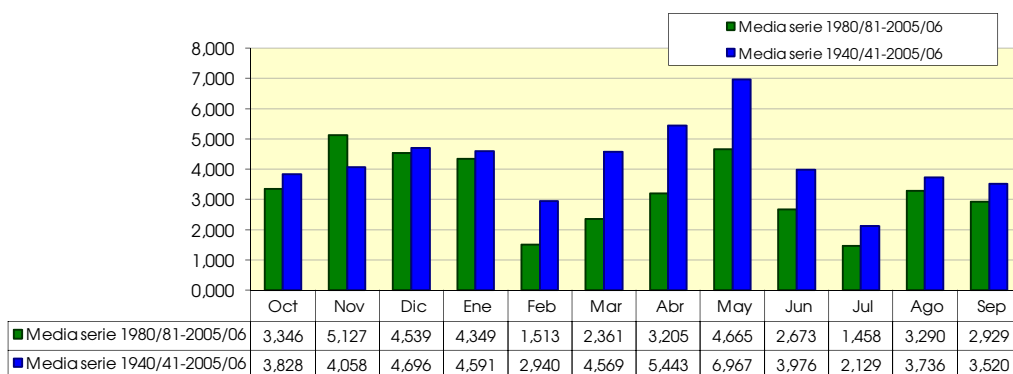
Percentil 1%	0,315	0,255	0,479	0,246	0,242	0,192	0,359	0,579	0,324	0,373	0,386	0,392	14,453
Percentil 5%	0,473	0,386	0,510	0,382	0,360	0,336	0,638	0,925	0,673	0,438	0,568	0,507	19,506
Percentil 10%	0,642	0,616	0,741	0,527	0,462	0,461	0,911	1,105	0,817	0,638	0,694	0,660	22,316
Percentil 25%	0,859	1,198	1,278	0,933	0,743	0,791	1,701	2,440	1,262	0,764	1,367	1,224	30,730
Percentil 50%	2,079	1,971	2,778	2,068	1,157	2,337	3,627	5,067	2,632	1,312	2,794	2,370	47,830
Desviación típica	4,602	5,052	5,108	6,797	3,700	5,676	5,700	5,870	3,690	2,167	2,925	3,901	25,351
Coef. variación	1,202	1,245	1,088	1,480	1,259	1,242	1,047	0,843	0,928	1,018	0,783	1,108	0,502

1980/2005
(hm³)

Serie para asignación y reserva

	Oct	Nov	Dic	Ene	Feb	Mar	Abr	May	Jun	Jul	Ago	Sep	Total
Máximo	18,837	29,921	23,463	39,928	7,115	12,766	12,352	18,233	13,736	5,955	10,580	16,910	94,883
Mínimo	0,401	0,310	0,447	0,117	0,098	0,102	0,163	0,327	0,306	0,350	0,434	0,206	10,930
Media	3,346	5,127	4,539	4,349	1,513	2,361	3,205	4,665	2,673	1,458	3,290	2,929	39,454

Percentil 1%	0,417	0,323	0,459	0,167	0,154	0,150	0,239	0,424	0,313	0,360	0,435	0,310	12,285
Percentil 5%	0,473	0,367	0,499	0,330	0,320	0,311	0,502	0,738	0,370	0,393	0,470	0,627	17,089
Percentil 10%	0,500	0,616	0,509	0,405	0,343	0,385	0,658	0,853	0,571	0,463	0,585	0,691	20,666
Percentil 25%	0,691	1,056	0,890	0,768	0,661	0,494	1,541	1,720	0,901	0,668	0,916	1,113	23,974
Percentil 50%	1,188	2,095	2,369	1,443	0,916	0,987	2,758	3,237	1,588	1,190	2,693	1,675	33,977
Desviación típica	4,929	6,867	5,598	8,467	1,566	3,070	2,718	4,691	3,022	1,368	2,765	3,386	20,151
Coef. variación	1,473	1,339	1,233	1,947	1,035	1,300	0,848	1,006	1,131	0,939	0,840	1,156	0,511



3021. Río Llobregós

1940/2005
(hm³)

Serie completa

	Oct	Nov	Dic	Ene	Feb	Mar	Abr	May	Jun	Jul	Ago	Sep	Total
Máximo	44,120	14,134	23,820	37,240	40,436	31,917	43,154	31,468	27,244	6,921	5,567	13,469	130,037
Mínimo	0,090	0,091	0,083	0,075	0,091	0,104	0,125	0,123	0,112	0,125	0,164	0,159	3,977
Media	3,773	2,130	3,085	3,481	2,822	4,082	4,420	5,341	3,145	0,893	1,185	2,298	36,655

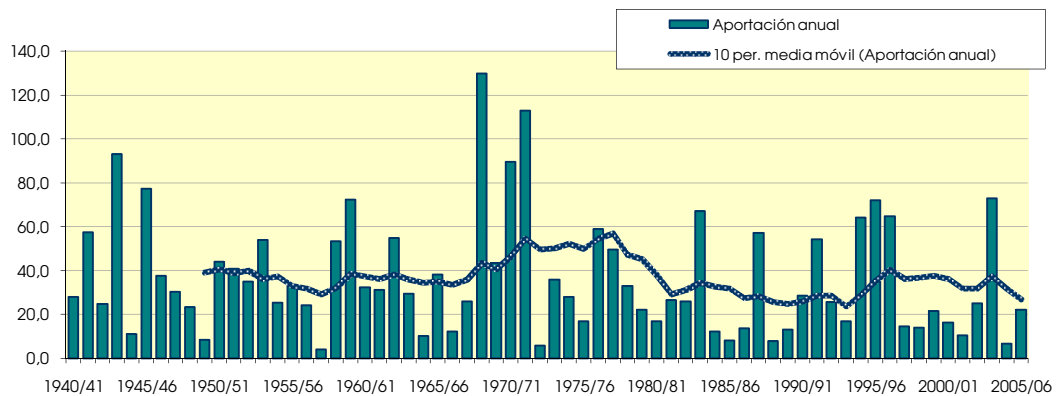
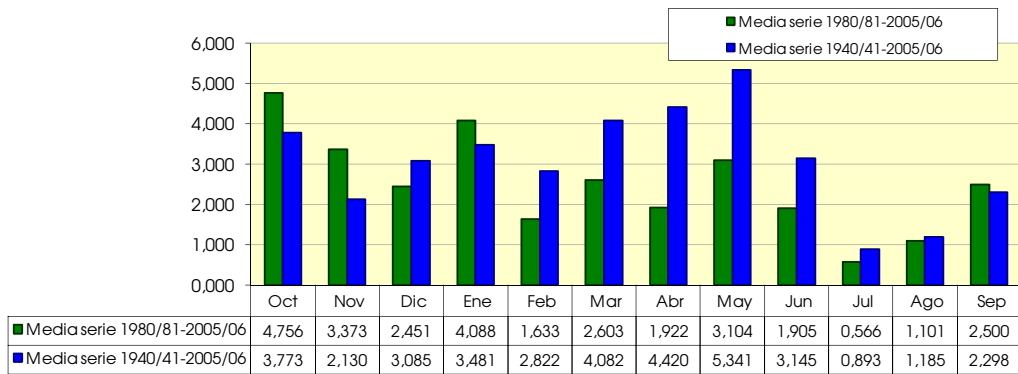
Percentil 1%	0,096	0,097	0,116	0,093	0,098	0,107	0,133	0,133	0,115	0,128	0,164	0,160	5,248
Percentil 5%	0,105	0,105	0,193	0,120	0,114	0,120	0,231	0,181	0,135	0,134	0,186	0,178	7,855
Percentil 10%	0,126	0,188	0,244	0,143	0,162	0,157	0,302	0,320	0,152	0,139	0,190	0,259	10,380
Percentil 25%	0,269	0,329	0,464	0,351	0,279	0,266	0,554	0,934	0,307	0,200	0,307	0,465	16,858
Percentil 50%	0,754	0,951	1,199	0,808	0,833	0,949	1,448	2,126	1,257	0,294	0,586	1,648	28,344
Desviación típica	6,955	2,958	4,702	6,415	5,726	6,740	8,126	7,333	4,585	1,478	1,244	2,708	26,545
Coef. variación	1,843	1,389	1,524	1,843	2,029	1,651	1,838	1,373	1,458	1,654	1,049	1,179	0,724

1980/2005
(hm³)

Serie para asignación y reserva

	Oct	Nov	Dic	Ene	Feb	Mar	Abr	May	Jun	Jul	Ago	Sep	Total
Máximo	44,120	14,134	11,975	37,240	10,166	22,942	11,516	21,189	12,861	2,651	3,757	13,469	73,083
Mínimo	0,103	0,091	0,083	0,075	0,091	0,108	0,125	0,123	0,112	0,125	0,164	0,160	6,775
Media	4,756	3,373	2,451	4,088	1,633	2,603	1,922	3,104	1,905	0,566	1,101	2,500	30,002

Percentil 1%	0,104	0,094	0,104	0,082	0,093	0,110	0,166	0,127	0,113	0,126	0,170	0,162	7,020
Percentil 5%	0,108	0,108	0,178	0,106	0,104	0,116	0,296	0,145	0,120	0,130	0,188	0,167	7,855
Percentil 10%	0,139	0,235	0,216	0,124	0,143	0,135	0,323	0,287	0,135	0,134	0,190	0,188	9,345
Percentil 25%	0,269	0,725	0,349	0,301	0,225	0,180	0,486	0,494	0,183	0,152	0,296	0,362	13,868
Percentil 50%	0,752	1,314	0,789	0,684	0,513	0,285	1,067	1,504	0,441	0,238	0,648	1,795	21,935
Desviación típica	9,786	4,129	3,196	9,053	2,818	5,485	2,578	4,813	3,000	0,661	1,105	3,033	22,536
Coef. variación	2,058	1,224	1,304	2,214	1,726	2,107	1,341	1,550	1,575	1,169	1,003	1,213	0,751



3025. Rio Boix

(hm ²)	Oct	Nov	Dic	Ene	Feb	Mar	Abr	May	Jun	Jul	Ago	Sep	Total
1940/41	0.726	0.636	0.551	1.535	1.293	0.946	0.835	0.878	0.720	0.561	0.914	1.286	10.880
1941/42	0.797	0.675	0.535	0.414	0.345	0.413	3.643	1.175	0.995	0.642	0.651	0.667	10.950
1942/43	0.728	0.604	0.741	0.682	0.518	0.664	0.631	0.719	0.558	1.871	0.861	0.952	9.529
1943/44	1.242	1.080	1.685	0.923	1.849	1.043	0.797	1.780	1.111	0.761	1.065	0.773	14.109
1944/45	0.547	0.496	0.413	0.799	0.456	0.412	0.341	0.332	0.274	0.242	0.342	0.313	4.966
1945/46	0.256	0.267	0.904	1.061	0.626	0.486	2.483	3.672	1.873	1.228	1.004	0.837	14.696
1946/47	0.796	0.562	0.486	0.632	1.141	1.031	0.775	0.852	0.631	0.607	0.624	0.586	8.723
1947/48	0.912	0.713	0.575	1.756	0.837	0.834	1.110	1.220	0.794	0.584	0.448	0.361	10.145
1948/49	0.329	0.264	0.395	0.272	0.220	0.210	0.193	0.589	0.472	0.360	0.364	0.373	4.039
1949/50	0.308	0.521	0.502	0.344	0.290	0.280	0.417	0.768	0.444	0.331	0.306	0.332	4.844
1950/51	0.286	0.273	0.609	0.631	0.728	0.982	1.082	2.070	1.238	0.830	0.821	0.907	10.457
1951/52	0.926	1.395	0.900	0.644	0.479	0.707	1.022	0.976	0.729	0.743	0.603	0.464	9.586
1952/53	0.763	0.579	0.467	0.363	0.281	0.249	0.271	0.234	2.251	0.717	0.521	0.786	7.483
1953/54	0.953	0.667	1.778	0.786	0.582	1.117	0.846	1.555	1.004	0.702	0.503	0.417	10.911
1954/55	0.358	0.312	0.313	2.938	1.407	0.975	0.684	0.491	1.548	1.098	0.747	0.840	11.711
1955/56	0.707	0.608	0.953	0.751	0.507	1.213	1.048	1.401	1.114	0.790	0.684	0.641	10.419
1956/57	0.528	0.481	0.374	0.279	0.285	0.272	0.560	1.017	1.423	0.807	0.760	0.605	7.391
1957/58	0.639	0.426	0.431	0.473	0.355	0.347	0.330	0.273	0.235	0.236	0.266	0.322	4.334
1958/59	0.305	0.279	0.646	0.483	0.557	1.131	0.889	0.796	0.708	0.509	0.499	1.753	8.553
1959/60	1.585	1.213	1.893	2.054	1.664	2.727	1.499	1.202	1.083	1.108	0.852	0.840	17.719
1960/61	3.460	1.835	2.083	1.417	0.962	0.701	0.711	0.920	0.733	0.583	0.466	0.604	14.475
1961/62	0.575	1.732	1.033	1.257	1.213	1.131	2.435	1.512	1.102	0.768	0.585	0.635	13.977
1962/63	0.936	1.050	1.236	2.333	1.425	1.060	1.416	1.155	1.375	0.969	0.891	1.081	14.928
1963/64	0.779	0.944	1.037	0.745	1.478	0.989	1.108	1.010	1.029	0.801	0.722	0.882	11.523
1964/65	0.637	0.792	0.978	0.688	0.604	0.739	0.584	0.509	0.407	0.337	0.352	0.517	7.144
1965/66	1.933	1.281	1.230	1.487	1.783	1.157	1.026	0.923	0.814	0.630	0.562	0.530	13.354
1966/67	0.942	1.180	0.826	0.703	0.751	0.840	1.005	0.783	0.570	0.433	0.399	0.378	8.811
1967/68	0.525	1.786	0.913	0.622	0.679	0.641	0.756	1.033	1.724	0.872	1.485	0.852	11.890
1968/69	0.618	0.928	0.990	1.058	1.303	3.472	3.157	2.335	2.275	1.525	1.094	1.241	19.995
1969/70	1.584	1.254	0.931	1.778	0.974	0.766	0.611	1.787	0.980	0.713	0.532	0.393	12.301
1970/71	0.498	0.534	0.595	0.742	0.579	0.574	1.258	2.067	1.409	1.058	0.770	0.753	10.838
1971/72	0.601	0.583	1.672	2.402	1.882	1.458	1.205	1.511	1.987	1.242	0.970	1.700	17.212
1972/73	1.437	1.180	0.974	0.836	0.618	0.464	0.444	0.415	0.532	0.445	0.427	0.461	8.234
1973/74	0.336	0.360	2.485	1.209	0.888	1.454	1.335	1.064	0.843	0.773	0.644	0.924	12.316
1974/75	0.811	0.620	0.477	0.453	0.409	0.472	0.393	0.957	1.345	0.778	1.291	0.850	8.857
1975/76	0.639	0.458	0.413	0.327	0.280	0.240	0.481	0.496	0.473	0.344	1.081	0.709	5.941
1976/77	0.937	0.703	1.174	1.389	1.073	0.826	1.440	2.824	1.657	1.552	1.010	0.749	15.335
1977/78	1.065	0.835	0.934	0.786	0.830	0.852	1.961	1.166	1.065	0.766	0.560	0.494	11.315
1978/79	0.387	0.294	0.460	3.730	1.672	1.630	1.253	1.161	1.144	0.740	0.559	0.913	13.943
1979/80	2.327	1.223	0.877	0.619	0.456	0.401	0.426	0.803	0.685	0.544	0.402	0.336	9.098
1980/81	0.294	0.633	0.467	0.356	0.356	0.328	0.581	0.484	1.478	0.649	0.462	0.748	6.834
1981/82	0.475	0.348	1.141	0.795	0.963	0.806	0.621	0.545	0.480	0.469	1.059	0.835	8.537
1982/83	0.688	2.049	1.085	0.766	0.653	0.489	0.523	0.436	0.430	0.373	0.639	0.463	8.594
1983/84	0.405	1.764	1.629	0.952	0.694	1.920	1.058	2.181	1.279	0.861	0.646	0.510	13.899
1984/85	0.401	1.893	0.844	0.631	0.514	0.436	0.644	0.591	0.473	0.389	0.335	0.281	7.429
1985/86	0.244	0.297	0.399	0.481	0.420	0.341	0.713	0.536	0.449	0.483	0.330	0.874	5.567
1986/87	0.613	0.476	0.394	0.639	0.668	0.451	0.426	0.595	0.467	0.459	0.434	0.458	6.079
1987/88	1.603	0.897	1.311	1.708	1.043	0.715	1.279	1.174	1.759	0.991	0.726	0.553	13.760
1988/89	0.478	0.520	0.408	0.311	0.496	0.362	1.022	0.618	0.476	0.384	0.529	0.582	6.185
1989/90	0.472	0.740	0.647	0.507	0.384	0.293	0.275	0.367	0.439	0.356	0.515	0.659	5.654
1990/91	0.822	0.804	0.598	0.450	0.402	1.441	0.760	0.534	0.389	0.293	0.269	0.771	7.533
1991/92	0.587	0.573	0.713	0.989	0.572	0.425	0.352	1.873	1.271	0.861	0.664	1.423	10.302
1992/93	1.991	1.089	0.905	0.663	0.502	0.480	0.514	0.822	0.627	0.465	0.517	0.496	9.072
1993/94	0.948	0.665	0.486	0.424	0.490	0.394	0.327	0.394	0.350	0.302	0.268	0.731	5.778
1994/95	2.471	4.347	1.517	1.030	0.768	0.575	0.449	0.432	0.378	0.334	0.634	0.355	13.290
1995/96	0.367	0.383	2.244	4.325	1.738	1.208	1.136	1.077	1.332	0.859	0.974	0.711	16.354
1996/97	0.582	1.557	2.027	3.763	1.814	1.204	1.236	0.933	0.980	0.842	1.023	0.641	16.602
1997/98	0.479	0.704	3.203	1.363	1.124	0.791	0.992	1.138	0.807	0.577	0.463	0.470	12.112
1998/99	0.421	0.337	0.468	0.404	0.310	0.422	0.381	1.270	0.687	0.533	0.421	0.982	6.638
1999/00	0.723	0.761	0.560	0.405	0.305	0.356	1.008	1.155	1.107	0.640	0.457	0.615	8.091
2000/01	0.591	0.808	1.767	1.388	0.898	0.956	1.045	0.896	0.684	0.774	0.524	0.519	10.849
2001/02	0.411	0.449	0.351	0.276	0.217	0.237	0.657	0.541	0.454	0.367	0.513	0.555	5.027
2002/03	0.639	0.607	0.795	0.569	2.236	1.333	0.848	0.809	0.627	0.510	0.425	1.037	10.435
2003/04	2.691	1.854	1.990	1.223	1.403	1.871	2.045	1.390	0.967	0.740	0.556	0.418	17.148
2004/05	0.360	0.305	0.286	0.226	0.184	0.164	0.151	0.361	0.262	0.212	0.226	0.212	2.949
2005/06	0.931	0.806	0.502	1.068	0.534	0.398	0.338	0.260	0.216	0.230	0.242	0.487	6.013

3025. Río Boix

1940/2005
(hm³)

Serie completa

	Oct	Nov	Dic	Ene	Feb	Mar	Abr	May	Jun	Jul	Ago	Sep	Total
Máximo	3,460	4,347	3,203	4,325	2,236	3,472	3,643	3,672	2,275	1,871	1,485	1,753	19,995
Mínimo	0,244	0,264	0,286	0,226	0,184	0,164	0,151	0,234	0,216	0,212	0,226	0,212	2,949
Media	0,840	0,868	0,958	1,032	0,818	0,823	0,937	1,028	0,912	0,675	0,629	0,689	10,207

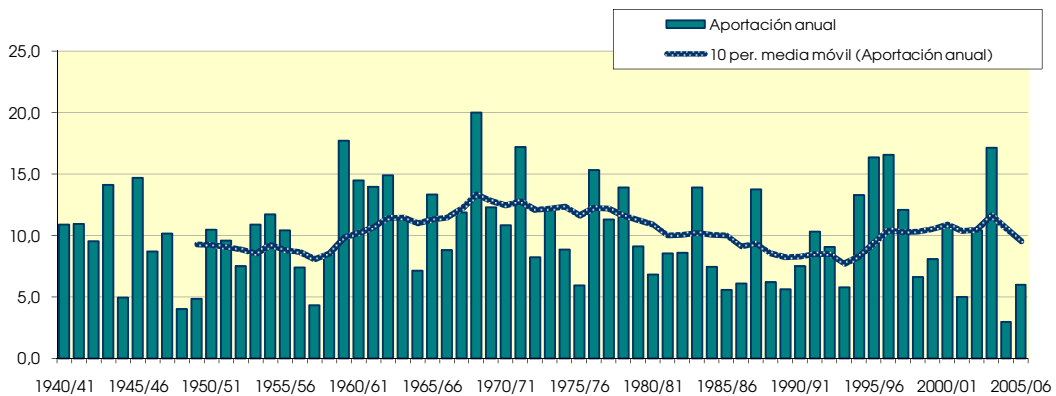
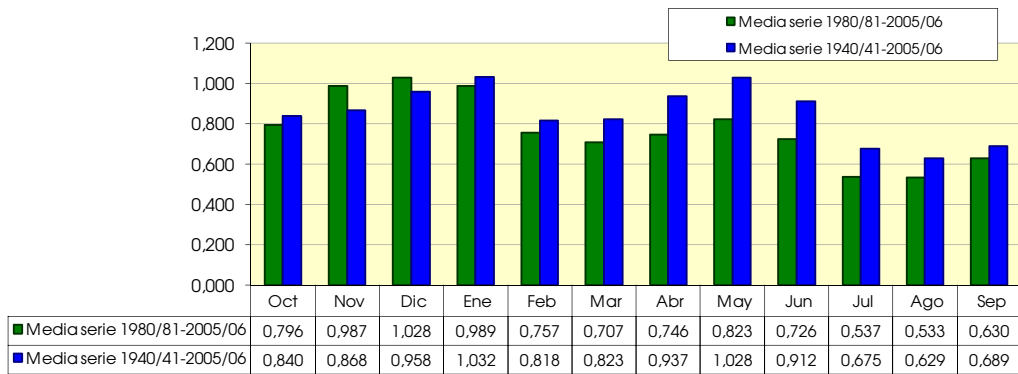
Percentil 1%	0,252	0,266	0,303	0,256	0,205	0,194	0,178	0,251	0,229	0,224	0,237	0,257	3,658
Percentil 5%	0,297	0,283	0,379	0,287	0,281	0,242	0,288	0,339	0,293	0,255	0,268	0,325	4,874
Percentil 10%	0,332	0,309	0,403	0,350	0,297	0,287	0,339	0,404	0,398	0,332	0,332	0,358	5,611
Percentil 25%	0,472	0,485	0,486	0,481	0,456	0,412	0,489	0,542	0,473	0,436	0,437	0,465	7,400
Percentil 50%	0,639	0,671	0,835	0,748	0,639	0,711	0,786	0,921	0,801	0,641	0,560	0,638	10,223
Desviación típica	0,628	0,639	0,608	0,851	0,505	0,585	0,659	0,639	0,500	0,330	0,271	0,312	3,835
Coef. variación	0,748	0,736	0,635	0,824	0,617	0,712	0,704	0,622	0,548	0,489	0,431	0,453	0,376

1980/2005
(hm³)

Serie para asignación y reserva

	Oct	Nov	Dic	Ene	Feb	Mar	Abr	May	Jun	Jul	Ago	Sep	Total
Máximo	2,691	4,347	3,203	4,325	2,236	1,920	2,045	2,181	1,759	0,991	1,059	1,423	17,148
Mínimo	0,244	0,297	0,286	0,226	0,184	0,164	0,151	0,260	0,216	0,212	0,226	0,212	2,949
Media	0,796	0,987	1,028	0,989	0,757	0,707	0,746	0,823	0,726	0,537	0,533	0,630	9,259

Percentil 1%	0,256	0,299	0,302	0,238	0,192	0,182	0,182	0,286	0,227	0,216	0,230	0,229	3,468
Percentil 5%	0,310	0,313	0,362	0,285	0,239	0,251	0,288	0,362	0,284	0,246	0,249	0,299	5,162
Percentil 10%	0,364	0,343	0,396	0,334	0,307	0,310	0,333	0,380	0,364	0,297	0,269	0,386	5,611
Percentil 25%	0,413	0,487	0,472	0,430	0,407	0,370	0,431	0,496	0,441	0,369	0,422	0,475	6,105
Percentil 50%	0,584	0,722	0,754	0,651	0,553	0,466	0,651	0,607	0,554	0,476	0,514	0,568	8,314
Desviación típica	0,653	0,864	0,735	0,981	0,525	0,496	0,416	0,477	0,416	0,223	0,224	0,257	3,928
Coef. variación	0,821	0,876	0,715	0,992	0,694	0,701	0,558	0,579	0,573	0,416	0,420	0,408	0,424



3029. Río Segre aguas arriba de río Sio (CM San Lorenzo)

1940/2005
(hm³)

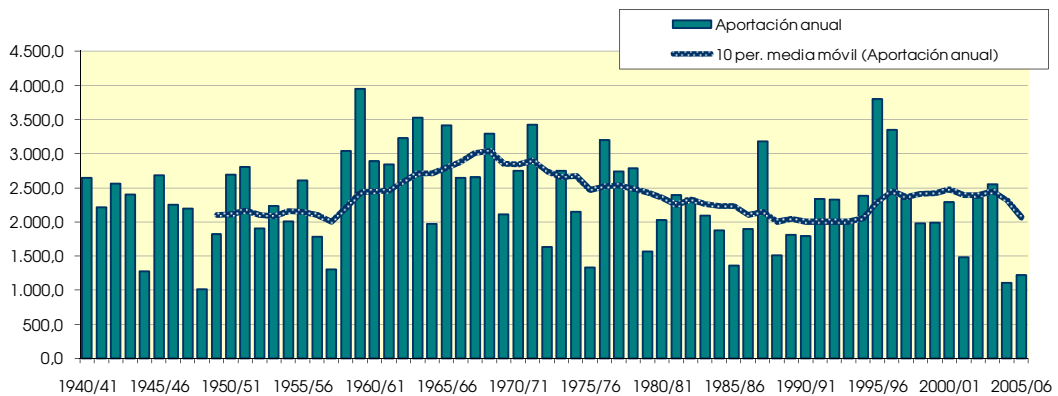
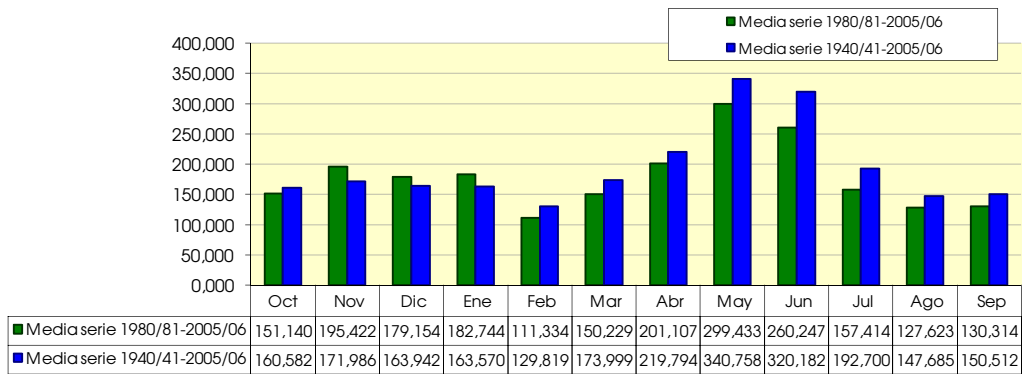
Serie completa

	Oct	Nov	Dic	Ene	Feb	Mar	Abr	May	Jun	Jul	Ago	Sep	Total
Máximo	591,598	653,182	483,336	897,366	351,572	553,610	535,458	692,120	665,763	496,273	266,858	397,800	3.954,427
Mínimo	41,124	52,888	49,059	52,071	40,312	54,611	60,159	111,757	89,101	87,878	68,996	40,227	1.014,706
Media	160,582	171,986	163,942	163,570	129,819	173,999	219,794	340,758	320,182	192,700	147,685	150,512	2.335,529
Percentil 1%	53,551	53,669	56,733	54,118	41,272	56,448	73,708	127,244	107,520	87,940	69,248	54,966	1.076,131
Percentil 5%	64,898	57,227	70,698	60,277	54,147	66,340	91,926	147,244	144,358	102,714	79,464	81,102	1.285,326
Percentil 10%	69,944	68,949	74,947	74,194	63,606	70,364	112,993	190,852	177,733	112,008	95,334	92,225	1.417,719
Percentil 25%	89,094	92,572	90,801	98,103	79,431	102,861	151,943	243,520	223,895	134,066	107,461	105,851	1.901,210
Percentil 50%	124,709	137,528	145,091	133,784	115,931	148,391	204,482	322,594	302,739	181,849	139,725	128,449	2.329,988
Desviación típica	105,411	118,735	94,970	131,058	68,430	102,095	98,936	133,200	125,031	78,124	49,814	67,613	670,603
Coef. variación	0,656	0,690	0,579	0,801	0,527	0,587	0,450	0,391	0,391	0,405	0,337	0,449	0,287

1980/2005
(hm³)

Serie para asignación y reserva

	Oct	Nov	Dic	Ene	Feb	Mar	Abr	May	Jun	Jul	Ago	Sep	Total
Máximo	473,863	653,182	483,336	897,366	229,914	376,200	349,044	520,639	501,963	344,655	261,072	383,022	3.804,352
Mínimo	41,124	54,090	49,059	52,071	40,312	57,437	104,953	111,757	89,101	87,878	68,996	40,227	1.109,206
Media	151,140	195,422	179,154	182,744	111,334	150,229	201,107	299,433	260,247	157,414	127,623	130,314	2.146,160
Percentil 1%	45,903	54,746	52,011	54,031	43,953	59,768	106,663	132,110	108,238	87,902	69,093	45,896	1.136,541
Percentil 5%	62,369	59,827	62,853	60,277	56,335	67,799	112,668	194,963	166,334	90,830	69,519	68,440	1.252,941
Percentil 10%	69,585	74,676	71,206	70,521	61,939	71,346	127,745	201,145	177,733	102,089	72,388	85,207	1.417,719
Percentil 25%	83,930	95,804	90,284	94,532	68,908	96,659	160,800	243,520	204,771	118,875	97,744	101,544	1.824,289
Percentil 50%	116,386	141,745	158,855	117,243	101,335	144,802	192,335	288,618	226,103	141,597	109,953	120,075	2.058,444
Desviación típica	112,746	152,171	123,903	186,072	51,464	80,465	60,849	95,280	93,287	57,560	49,774	62,527	621,008
Coef. variación	0,746	0,779	0,692	1,018	0,462	0,536	0,303	0,318	0,358	0,366	0,390	0,480	0,289



3032. Río Sió

1940/2005
(hm³)

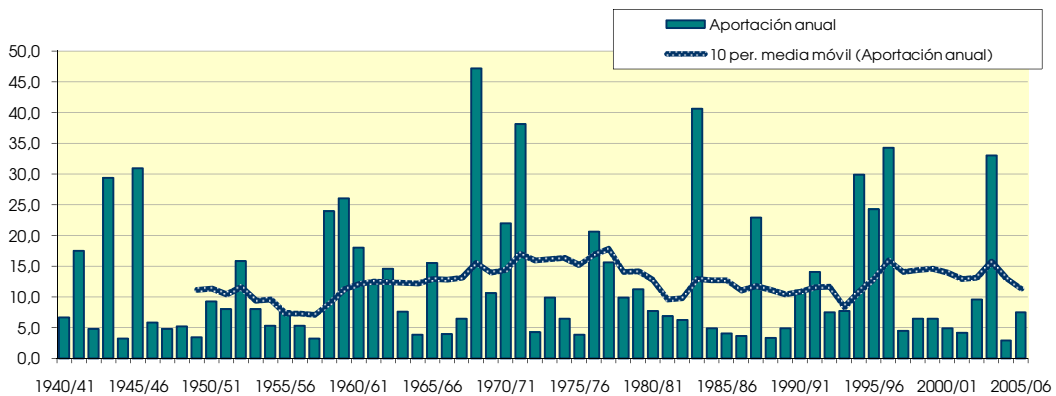
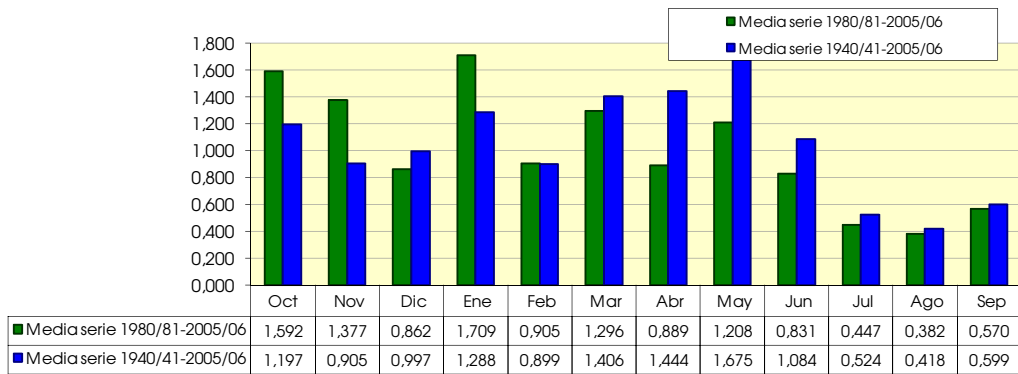
Serie completa

	Oct	Nov	Dic	Ene	Feb	Mar	Abr	May	Jun	Jul	Ago	Sep	Total
Máximo	16,802	8,063	8,397	17,884	9,147	14,421	17,922	13,139	10,252	2,073	0,893	4,608	47,192
Mínimo	0,156	0,172	0,158	0,141	0,172	0,169	0,192	0,226	0,212	0,212	0,220	0,209	2,883
Media	1,197	0,905	0,997	1,288	0,899	1,406	1,444	1,675	1,084	0,524	0,418	0,599	12,435
Percentil 1%	0,167	0,177	0,193	0,157	0,177	0,185	0,206	0,229	0,214	0,226	0,228	0,213	3,094
Percentil 5%	0,199	0,187	0,221	0,196	0,201	0,214	0,239	0,243	0,243	0,237	0,261	0,240	3,380
Percentil 10%	0,209	0,207	0,245	0,213	0,213	0,226	0,256	0,270	0,257	0,251	0,270	0,255	3,825
Percentil 25%	0,276	0,268	0,290	0,281	0,259	0,288	0,308	0,313	0,295	0,282	0,313	0,316	4,878
Percentil 50%	0,397	0,390	0,457	0,440	0,370	0,433	0,484	0,611	0,456	0,372	0,389	0,390	7,710
Desviación típica	2,502	1,277	1,498	2,715	1,381	2,722	2,665	2,611	1,532	0,380	0,142	0,620	10,574
Coef. variación	2,090	1,411	1,502	2,108	1,537	1,936	1,846	1,559	1,412	0,725	0,341	1,035	0,850

1980/2005
(hm³)

Serie para asignación y reserva

	Oct	Nov	Dic	Ene	Feb	Mar	Abr	May	Jun	Jul	Ago	Sep	Total
Máximo	16,802	8,063	4,322	17,884	4,090	14,421	6,325	10,250	3,301	1,354	0,655	2,244	40,626
Mínimo	0,189	0,172	0,158	0,141	0,172	0,169	0,192	0,231	0,212	0,233	0,220	0,242	2,883
Media	1,592	1,377	0,862	1,709	0,905	1,296	0,889	1,208	0,831	0,447	0,382	0,570	12,068
Percentil 1%	0,191	0,177	0,173	0,154	0,174	0,177	0,203	0,231	0,213	0,234	0,228	0,246	3,005
Percentil 5%	0,199	0,193	0,229	0,196	0,183	0,203	0,239	0,236	0,217	0,236	0,255	0,260	3,450
Percentil 10%	0,205	0,209	0,265	0,211	0,201	0,215	0,252	0,255	0,233	0,238	0,263	0,267	3,848
Percentil 25%	0,236	0,280	0,361	0,266	0,264	0,275	0,276	0,300	0,260	0,260	0,301	0,306	4,853
Percentil 50%	0,322	0,583	0,440	0,360	0,328	0,316	0,468	0,396	0,364	0,295	0,342	0,389	7,193
Desviación típica	3,542	1,860	0,931	4,040	1,224	2,908	1,263	2,101	0,957	0,300	0,123	0,449	11,174
Coef. variación	2,225	1,351	1,080	2,365	1,352	2,244	1,421	1,738	1,151	0,670	0,321	0,788	0,926



3033. Río D'Ondara (río Cervera)

1940/2005
(hm³)

Serie completa

	Oct	Nov	Dic	Ene	Feb	Mar	Abr	May	Jun	Jul	Ago	Sep	Total
Máximo	9,852	4,322	7,959	14,563	8,524	8,183	16,206	7,785	5,929	1,709	0,790	3,935	38,391
Mínimo	0,169	0,189	0,186	0,168	0,193	0,199	0,217	0,238	0,230	0,237	0,240	0,220	3,062
Media	0,920	0,636	0,927	1,040	0,799	1,032	1,194	1,233	0,867	0,482	0,404	0,562	10,096

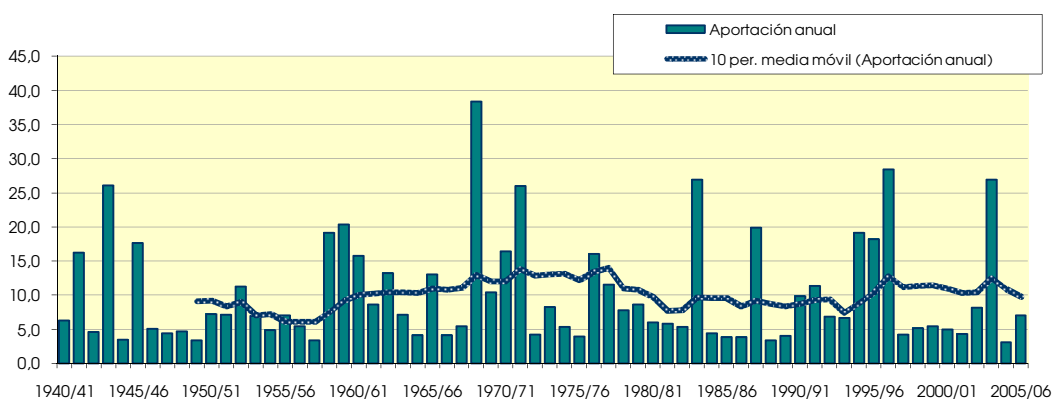
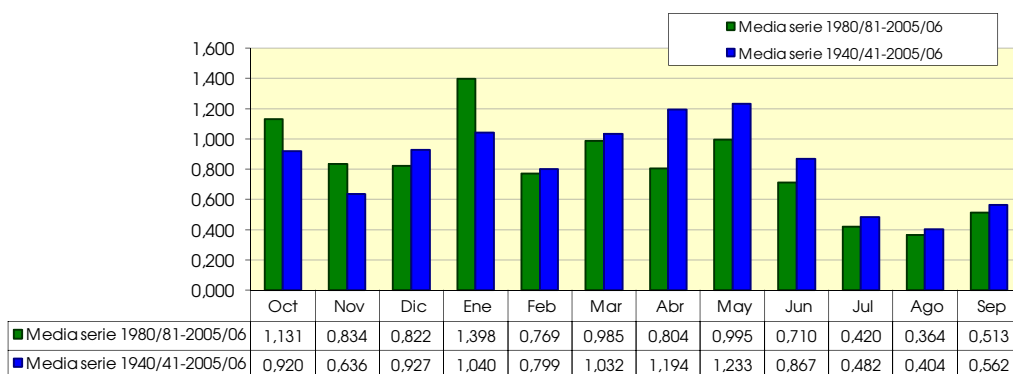
Percentil 1%	0,181	0,197	0,214	0,185	0,199	0,209	0,226	0,244	0,234	0,240	0,248	0,224	3,251
Percentil 5%	0,227	0,209	0,239	0,216	0,218	0,234	0,246	0,263	0,254	0,250	0,267	0,252	3,406
Percentil 10%	0,238	0,224	0,255	0,230	0,232	0,250	0,270	0,283	0,265	0,260	0,280	0,277	3,892
Percentil 25%	0,298	0,285	0,302	0,289	0,272	0,299	0,321	0,320	0,309	0,289	0,311	0,326	4,612
Percentil 50%	0,400	0,387	0,433	0,444	0,369	0,410	0,455	0,548	0,447	0,368	0,380	0,414	6,956
Desviación típica	1,558	0,647	1,366	2,017	1,211	1,654	2,274	1,648	0,979	0,304	0,119	0,510	7,751
Coef. variación	1,694	1,019	1,473	1,939	1,515	1,602	1,904	1,337	1,130	0,630	0,296	0,908	0,768

1980/2005
(hm³)

Serie para asignación y reserva

	Oct	Nov	Dic	Ene	Feb	Mar	Abr	May	Jun	Jul	Ago	Sep	Total
Máximo	9,852	4,322	4,517	14,563	3,400	8,183	5,033	7,785	3,014	1,111	0,542	1,749	28,400
Mínimo	0,226	0,201	0,186	0,168	0,193	0,199	0,217	0,248	0,230	0,242	0,240	0,270	3,062
Media	1,131	0,834	0,822	1,398	0,769	0,985	0,804	0,995	0,710	0,420	0,364	0,513	9,745

Percentil 1%	0,227	0,203	0,199	0,180	0,195	0,203	0,223	0,254	0,232	0,243	0,243	0,272	3,143
Percentil 5%	0,231	0,214	0,247	0,217	0,203	0,219	0,247	0,272	0,236	0,247	0,256	0,280	3,498
Percentil 10%	0,238	0,237	0,282	0,230	0,223	0,242	0,271	0,277	0,244	0,252	0,273	0,293	3,849
Percentil 25%	0,257	0,303	0,323	0,274	0,278	0,279	0,305	0,303	0,282	0,272	0,301	0,326	4,354
Percentil 50%	0,335	0,469	0,433	0,387	0,329	0,330	0,402	0,421	0,363	0,298	0,334	0,377	5,915
Desviación típica	2,125	0,918	0,934	3,075	0,951	1,742	1,019	1,578	0,734	0,241	0,090	0,330	8,049
Coef. variación	1,879	1,101	1,136	2,199	1,236	1,769	1,267	1,587	1,034	0,573	0,247	0,644	0,826



3034. Río Corp

1940/2005
(hm³)

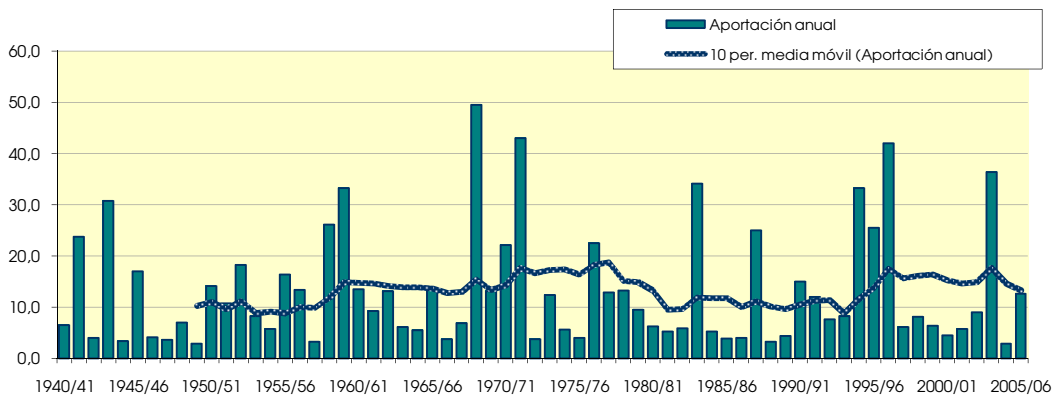
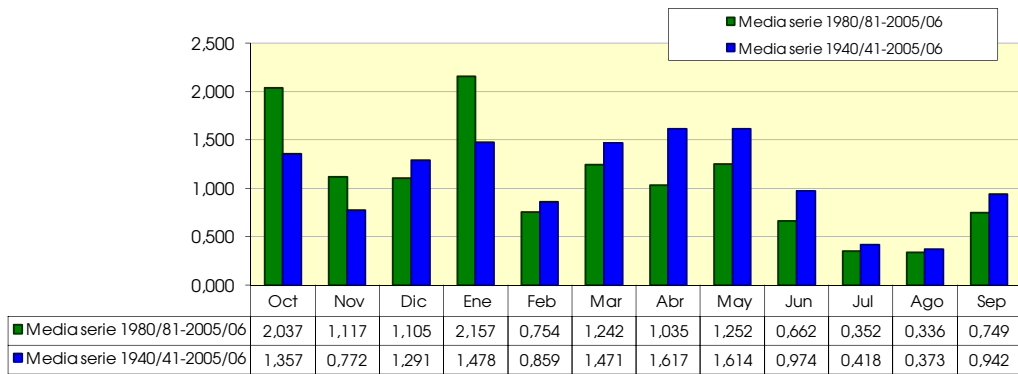
Serie completa

	Oct	Nov	Dic	Ene	Feb	Mar	Abr	May	Jun	Jul	Ago	Sep	Total
Máximo	24,853	4,173	11,886	23,748	11,351	15,158	24,622	12,944	8,949	1,310	0,887	4,870	49,573
Mínimo	0,144	0,161	0,165	0,146	0,171	0,176	0,192	0,200	0,195	0,203	0,204	0,181	2,825
Media	1,357	0,772	1,291	1,478	0,859	1,471	1,617	1,614	0,974	0,418	0,373	0,942	13,164
Percentil 1%	0,153	0,169	0,180	0,164	0,175	0,178	0,196	0,204	0,200	0,205	0,208	0,182	2,852
Percentil 5%	0,198	0,179	0,211	0,191	0,187	0,198	0,218	0,223	0,211	0,214	0,221	0,209	3,295
Percentil 10%	0,220	0,207	0,228	0,208	0,202	0,212	0,231	0,238	0,224	0,221	0,234	0,230	3,794
Percentil 25%	0,263	0,268	0,292	0,271	0,244	0,277	0,289	0,287	0,268	0,243	0,273	0,279	5,343
Percentil 50%	0,405	0,388	0,409	0,375	0,396	0,360	0,446	0,544	0,377	0,318	0,329	0,389	8,666
Desviación típica	3,338	0,851	2,190	3,519	1,540	2,785	3,672	2,515	1,563	0,260	0,145	1,195	11,205
Coef. variación	2,461	1,103	1,697	2,381	1,794	1,893	2,271	1,559	1,606	0,621	0,389	1,268	0,851

1980/2005
(hm³)

Serie para asignación y reserva

	Oct	Nov	Dic	Ene	Feb	Mar	Abr	May	Jun	Jul	Ago	Sep	Total
Máximo	24,853	4,173	9,463	23,748	3,754	10,164	9,700	12,944	3,470	0,873	0,613	2,845	42,018
Mínimo	0,198	0,173	0,165	0,146	0,171	0,176	0,198	0,214	0,195	0,206	0,204	0,216	2,866
Media	2,037	1,117	1,105	2,157	0,754	1,242	1,035	1,252	0,662	0,352	0,336	0,749	12,798
Percentil 1%	0,201	0,174	0,182	0,157	0,173	0,177	0,203	0,218	0,197	0,207	0,206	0,217	2,963
Percentil 5%	0,214	0,186	0,239	0,195	0,178	0,187	0,221	0,232	0,204	0,209	0,213	0,228	3,420
Percentil 10%	0,227	0,217	0,264	0,219	0,197	0,214	0,231	0,241	0,208	0,215	0,221	0,249	3,933
Percentil 25%	0,251	0,341	0,301	0,271	0,266	0,243	0,288	0,269	0,238	0,233	0,257	0,271	5,241
Percentil 50%	0,327	0,569	0,374	0,358	0,300	0,292	0,404	0,415	0,332	0,251	0,284	0,389	7,008
Desviación típica	5,038	1,144	1,841	5,310	0,927	2,593	1,887	2,581	0,749	0,187	0,114	0,802	11,845
Coef. variación	2,473	1,023	1,666	2,462	1,229	2,087	1,823	2,061	1,131	0,531	0,339	1,071	0,926



3035. Río Farfana

(hm ²)	Oct	Nov	Dic	Ene	Feb	Mar	Abr	May	Jun	Jul	Ago	Sep	Total
1940/41	0,622	0,597	0,477	2,160	1,343	1,132	0,888	0,826	0,675	0,472	0,569	0,986	10,746
1941/42	0,849	0,632	0,460	0,318	0,249	0,334	2,324	1,583	1,036	0,701	0,532	0,544	9,562
1942/43	0,631	0,604	0,569	0,602	0,522	0,576	0,609	0,628	0,534	0,877	0,909	0,836	7,897
1943/44	0,990	1,018	1,526	1,125	1,550	1,281	0,876	1,975	1,385	0,823	0,836	0,756	14,141
1944/45	0,531	0,423	0,356	0,533	0,511	0,407	0,331	0,294	0,258	0,215	0,244	0,265	4,370
1945/46	0,220	0,218	0,602	1,258	0,855	0,624	1,880	4,260	2,506	1,525	1,015	0,794	15,757
1946/47	0,674	0,513	0,381	0,467	0,813	1,096	0,894	0,797	0,634	0,476	0,491	0,548	7,786
1947/48	0,613	0,589	0,568	0,909	0,923	0,822	0,899	0,998	0,832	0,527	0,356	0,268	8,305
1948/49	0,227	0,183	0,225	0,235	0,177	0,167	0,162	0,409	0,615	0,437	0,330	0,326	3,492
1949/50	0,290	0,347	0,425	0,343	0,247	0,234	0,291	0,505	0,469	0,315	0,241	0,227	3,934
1950/51	0,225	0,232	0,375	0,555	0,654	0,936	1,119	1,750	1,448	0,904	0,693	0,935	9,827
1951/52	0,870	0,957	0,894	0,630	0,421	0,513	0,696	0,834	0,727	0,572	0,476	0,346	7,935
1952/53	0,501	0,528	0,389	0,279	0,195	0,172	0,195	0,190	1,020	0,948	0,592	0,574	5,583
1953/54	0,842	0,736	1,022	0,923	0,598	0,849	0,935	1,244	1,115	0,701	0,435	0,314	9,714
1954/55	0,247	0,209	0,214	5,312	1,969	1,396	0,863	0,535	0,691	0,847	0,717	0,837	13,837
1955/56	0,674	0,509	0,604	0,639	0,476	0,883	1,079	2,035	1,285	0,806	0,613	0,520	10,124
1956/57	0,397	0,332	0,278	0,193	0,185	0,228	0,445	1,003	1,267	0,925	0,674	0,562	6,488
1957/58	0,463	0,369	0,316	0,391	0,340	0,293	0,277	0,229	0,184	0,186	0,226	0,279	3,553
1958/59	0,264	0,231	0,572	0,509	0,417	0,824	0,824	0,700	0,571	0,406	0,308	1,777	7,405
1959/60	1,440	1,155	1,190	1,628	1,596	2,312	1,656	1,242	0,951	0,894	0,664	0,604	15,331
1960/61	4,657	2,169	2,026	1,473	0,986	0,630	0,546	0,753	0,698	0,484	0,344	0,464	15,230
1961/62	0,486	1,286	1,132	1,309	1,324	1,431	2,621	1,805	1,205	0,755	0,500	0,487	14,343
1962/63	0,738	0,863	0,956	1,711	1,620	1,192	1,292	1,154	1,223	0,941	0,749	0,856	13,294
1963/64	0,707	0,731	0,859	0,699	1,000	1,003	0,903	0,835	0,757	0,600	0,471	0,565	9,129
1964/65	0,498	0,506	0,823	0,737	0,589	0,721	0,631	0,484	0,365	0,262	0,234	0,352	6,203
1965/66	1,623	1,465	1,263	1,502	1,809	1,317	0,996	0,816	0,668	0,486	0,383	0,344	12,674
1966/67	0,671	0,895	0,768	0,583	0,591	0,778	0,953	0,799	0,544	0,360	0,309	0,287	7,536
1967/68	0,346	1,589	1,129	0,691	0,576	0,596	0,657	1,041	1,304	1,040	1,197	0,922	11,088
1968/69	0,573	1,105	1,001	1,100	1,225	4,490	4,441	2,942	2,436	1,655	1,028	1,150	23,147
1969/70	1,548	1,242	0,898	1,333	1,081	0,735	0,556	1,126	1,134	0,763	0,490	0,322	11,228
1970/71	0,416	0,454	0,457	0,842	0,599	0,576	1,329	3,485	1,723	1,064	0,683	0,657	12,285
1971/72	0,498	0,460	0,854	2,544	2,410	1,892	1,327	1,594	1,663	1,262	0,836	2,336	17,676
1972/73	1,506	1,317	0,976	0,727	0,491	0,320	0,297	0,290	0,392	0,370	0,328	0,301	7,317
1973/74	0,234	0,358	2,620	1,534	1,051	3,342	1,831	1,192	0,793	0,581	0,451	0,984	14,973
1974/75	0,728	0,472	0,310	0,243	0,227	0,308	0,285	1,655	1,176	0,888	0,882	0,915	8,089
1975/76	0,610	0,373	0,310	0,245	0,191	0,167	0,475	0,486	0,378	0,264	0,805	0,801	5,106
1976/77	0,927	0,729	1,022	2,012	1,205	0,894	1,600	5,205	2,027	1,347	0,921	0,586	18,476
1977/78	0,710	0,684	0,712	0,710	0,699	0,715	1,401	1,278	1,000	0,701	0,438	0,349	9,396
1978/79	0,283	0,187	0,324	4,766	2,066	1,895	1,512	1,146	0,888	0,630	0,399	0,594	14,690
1979/80	3,179	1,530	0,947	0,601	0,380	0,318	0,343	1,189	0,799	0,536	0,378	0,280	10,481
1980/81	0,216	0,473	0,457	0,299	0,269	0,313	0,477	0,458	0,726	0,694	0,431	0,485	5,299
1981/82	0,463	0,292	0,803	0,781	0,768	0,766	0,576	0,429	0,338	0,277	0,857	0,766	7,117
1982/83	0,589	1,286	1,129	0,673	0,479	0,376	0,362	0,304	0,263	0,243	0,368	0,366	6,438
1983/84	0,270	1,370	1,435	1,101	0,698	2,480	1,336	2,523	1,573	0,917	0,591	0,390	14,684
1984/85	0,263	0,926	0,914	0,615	0,439	0,332	0,331	0,439	0,374	0,261	0,216	0,182	5,292
1985/86	0,145	0,161	0,254	0,332	0,354	0,322	0,606	0,528	0,359	0,303	0,267	0,751	4,382
1986/87	0,709	0,478	0,381	0,572	0,656	0,543	0,431	0,615	0,479	0,392	0,336	0,389	5,980
1987/88	1,239	0,982	1,119	1,589	1,239	0,752	1,231	1,121	1,171	0,921	0,576	0,378	12,319
1988/89	0,321	0,320	0,268	0,173	0,301	0,327	0,796	0,655	0,413	0,276	0,587	0,613	5,051
1989/90	0,435	0,774	0,676	0,454	0,291	0,191	0,174	0,282	0,324	0,266	0,284	0,493	4,644
1990/91	0,876	0,775	0,573	0,378	0,288	1,327	0,904	0,551	0,346	0,228	0,187	0,506	6,939
1991/92	0,612	0,663	0,676	0,805	0,655	0,453	0,332	1,694	1,404	0,986	0,651	0,937	9,867
1992/93	1,628	1,202	0,818	0,571	0,362	0,315	0,424	0,736	0,607	0,384	0,336	0,434	7,817
1993/94	0,869	0,678	0,433	0,302	0,289	0,255	0,197	0,266	0,251	0,205	0,192	0,759	4,697
1994/95	2,443	2,615	1,981	1,166	0,725	0,470	0,318	0,259	0,221	0,184	0,251	0,270	10,904
1995/96	0,241	0,259	1,493	5,696	2,313	1,443	1,425	1,167	1,014	0,781	0,707	0,582	17,122
1996/97	0,459	1,117	2,143	5,632	2,376	1,465	1,183	0,922	0,841	0,720	0,685	0,546	18,088
1997/98	0,358	0,470	2,470	1,648	1,276	0,866	0,931	1,070	0,799	0,486	0,324	0,294	10,990
1998/99	0,251	0,182	0,272	0,298	0,233	0,323	0,344	0,975	0,789	0,489	0,324	0,662	5,142
1999/00	0,723	0,675	0,510	0,310	0,200	0,207	0,521	0,774	0,888	0,659	0,402	0,412	6,281
2000/01	0,605	0,761	1,319	1,420	1,006	0,817	1,062	0,862	0,599	0,491	0,420	0,382	9,743
2001/02	0,316	0,341	0,308	0,219	0,166	0,167	0,480	0,538	0,439	0,327	0,327	0,487	4,115
2002/03	0,560	0,539	0,569	0,541	1,459	1,415	0,986	0,897	0,637	0,427	0,344	0,687	9,060
2003/04	2,750	2,541	2,036	1,408	1,266	1,575	2,214	1,564	0,998	0,658	0,452	0,291	17,754
2004/05	0,227	0,184	0,173	0,155	0,121	0,113	0,116	0,276	0,294	0,216	0,186	0,161	2,222
2005/06	0,825	0,825	0,622	0,762	0,702	0,451	0,315	0,224	0,166	0,179	0,182	0,627	5,880

3035. Río Farfana

1940/2005
(hm³)

Serie completa

	Oct	Nov	Dic	Ene	Feb	Mar	Abr	May	Jun	Jul	Ago	Sep	Total
Máximo	4,657	2,615	2,620	5,696	2,410	4,490	4,441	5,205	2,506	1,655	1,197	2,336	23,147
Mínimo	0,145	0,161	0,173	0,155	0,121	0,113	0,116	0,190	0,166	0,179	0,182	0,161	2,222
Media	0,771	0,753	0,828	1,095	0,804	0,856	0,899	1,082	0,844	0,614	0,504	0,586	9,636

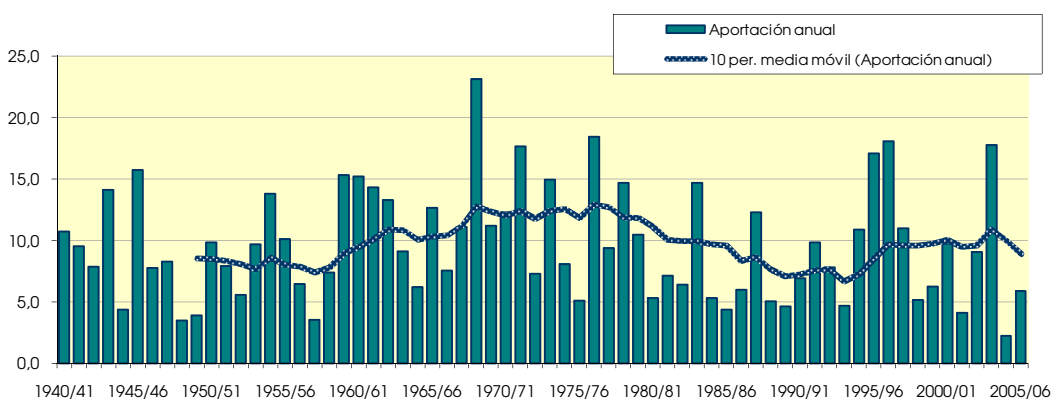
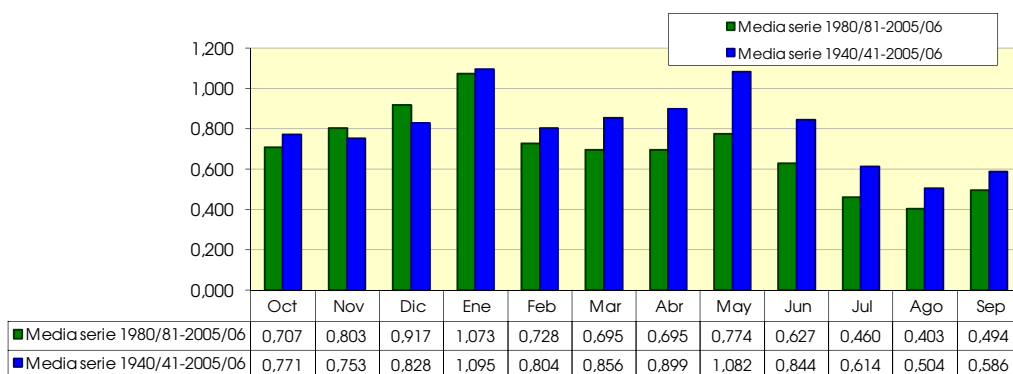
Percentil 1%	0,191	0,174	0,200	0,167	0,150	0,148	0,146	0,212	0,178	0,182	0,184	0,175	3,047
Percentil 5%	0,226	0,185	0,257	0,223	0,187	0,168	0,196	0,261	0,253	0,207	0,198	0,266	3,979
Percentil 10%	0,238	0,225	0,293	0,262	0,213	0,217	0,288	0,286	0,309	0,235	0,237	0,280	4,513
Percentil 25%	0,327	0,370	0,398	0,407	0,343	0,322	0,377	0,511	0,447	0,335	0,327	0,347	6,036
Percentil 50%	0,597	0,618	0,676	0,695	0,627	0,672	0,810	0,834	0,742	0,554	0,445	0,532	9,095
Desviación típica	0,758	0,529	0,562	1,215	0,592	0,770	0,711	0,919	0,509	0,334	0,239	0,353	4,534
Coef. variación	0,983	0,703	0,678	1,110	0,736	0,900	0,791	0,849	0,603	0,544	0,474	0,602	0,471

1980/2005
(hm³)

Serie para asignación y reserva

	Oct	Nov	Dic	Ene	Feb	Mar	Abr	May	Jun	Jul	Ago	Sep	Total
Máximo	2,750	2,615	2,470	5,696	2,376	2,480	2,214	2,523	1,573	0,986	0,857	0,937	18,088
Mínimo	0,145	0,161	0,173	0,155	0,121	0,113	0,116	0,224	0,166	0,179	0,182	0,161	2,222
Media	0,707	0,803	0,917	1,073	0,728	0,695	0,695	0,774	0,627	0,460	0,403	0,494	8,378

Percentil 1%	0,163	0,166	0,193	0,159	0,132	0,126	0,131	0,233	0,180	0,180	0,183	0,166	2,695
Percentil 5%	0,219	0,182	0,257	0,185	0,174	0,173	0,180	0,261	0,228	0,189	0,186	0,204	4,182
Percentil 10%	0,234	0,222	0,270	0,259	0,216	0,199	0,256	0,271	0,257	0,210	0,189	0,280	4,513
Percentil 25%	0,282	0,373	0,439	0,315	0,290	0,317	0,335	0,432	0,340	0,262	0,271	0,379	5,180
Percentil 50%	0,511	0,677	0,676	0,593	0,567	0,452	0,500	0,635	0,539	0,388	0,340	0,486	6,688
Desviación típica	0,653	0,626	0,654	1,422	0,610	0,584	0,491	0,531	0,375	0,252	0,185	0,193	4,454
Coef. variación	0,923	0,779	0,714	1,326	0,838	0,840	0,707	0,686	0,598	0,547	0,458	0,390	0,532



3036. Río Segre aguas abajo de (Segre VII)

1940/2005
(hm³)

Serie completa

	Oct	Nov	Dic	Ene	Feb	Mar	Abr	May	Jun	Jul	Ago	Sep	Total
Máximo	787,205	755,687	560,456	1.082,744	455,668	734,075	710,010	845,000	752,476	697,061	373,430	523,867	5.129,405
Mínimo	54,898	67,749	71,256	69,050	56,534	68,429	84,930	128,185	123,382	144,354	91,128	76,661	1.396,214
Media	207,068	215,974	209,458	212,991	174,525	228,450	280,129	410,432	391,239	267,707	213,323	213,034	3.024,330

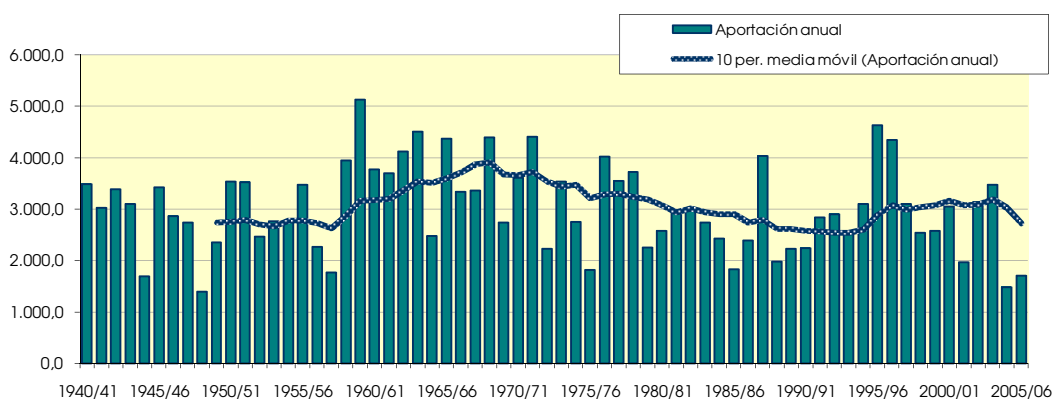
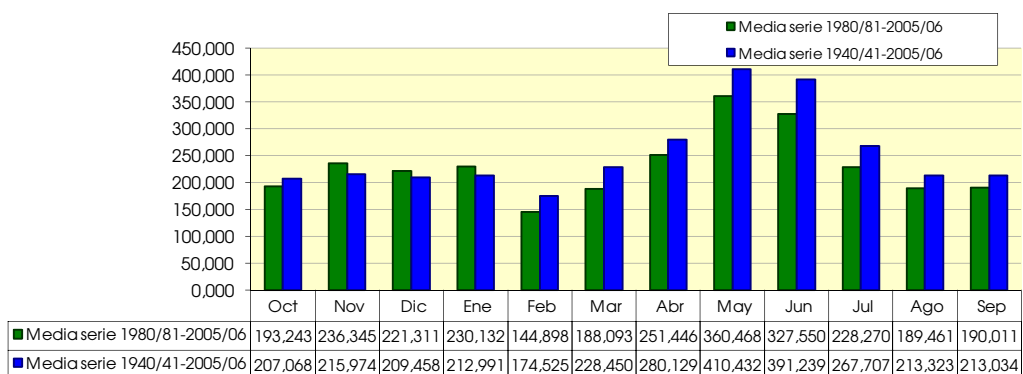
Percentil 1%	70,702	72,392	76,583	72,322	58,856	72,366	98,036	156,466	142,461	148,847	102,858	84,149	1.454,548
Percentil 5%	86,921	84,526	91,758	79,157	73,769	87,442	122,761	181,986	192,793	156,736	136,067	125,159	1.719,215
Percentil 10%	96,363	90,155	94,764	101,151	83,600	93,809	138,977	227,869	241,821	165,858	144,874	140,402	1.899,089
Percentil 25%	118,293	120,134	124,394	125,875	103,448	136,325	198,158	291,020	275,194	195,851	168,496	159,460	2.435,228
Percentil 50%	161,643	177,126	178,076	159,400	147,555	187,402	264,507	388,030	377,355	246,794	200,384	184,549	2.983,484
Desviación típica	132,698	137,730	113,523	164,784	92,501	134,028	126,449	159,055	140,421	101,221	63,031	84,897	842,959
Coef. variación	0,641	0,638	0,542	0,774	0,530	0,587	0,451	0,388	0,359	0,378	0,295	0,399	0,279

1980/2005
(hm³)

Serie para asignación y reserva

	Oct	Nov	Dic	Ene	Feb	Mar	Abr	May	Jun	Jul	Ago	Sep	Total
Máximo	541,549	755,687	560,456	1.082,744	323,102	448,472	474,451	633,698	599,618	460,046	345,913	477,972	4.635,376
Mínimo	54,898	74,892	71,256	74,083	60,106	68,429	132,013	128,185	123,382	144,354	91,128	76,661	1.485,959
Media	193,243	236,345	221,311	230,132	144,898	188,093	251,446	360,468	327,550	228,270	189,461	190,011	2.761,227

Percentil 1%	60,976	75,568	73,305	74,660	62,526	74,210	133,750	151,013	147,491	146,082	95,639	79,541	1.540,082
Percentil 5%	83,412	82,354	81,269	78,349	71,299	91,717	138,969	223,684	224,780	154,305	112,526	98,922	1.733,856
Percentil 10%	100,362	100,062	88,941	93,065	78,598	93,809	161,736	243,698	241,821	164,891	129,217	131,924	1.899,089
Percentil 25%	110,478	124,514	123,261	119,221	90,695	118,519	206,953	288,990	266,440	179,610	158,799	147,664	2.280,686
Percentil 50%	142,213	178,916	194,335	141,645	122,133	174,184	241,923	350,914	290,936	217,113	173,324	174,543	2.656,386
Desviación típica	135,007	171,157	144,399	231,708	68,177	99,037	75,212	115,680	105,590	66,298	59,613	76,856	762,113
Coef. variación	0,699	0,724	0,652	1,007	0,471	0,527	0,299	0,321	0,322	0,290	0,315	0,404	0,276



3037. Río Segre (caudal ecológico Lerida) (ubicación dudosa)

1940/2005

(hm³)

Serie completa

	Oct	Nov	Dic	Ene	Feb	Mar	Abr	May	Jun	Jul	Ago	Sep	Total
Máximo	790,937	756,380	561,517	1.086,868	458,242	739,447	715,802	848,747	753,292	697,657	373,549	527,960	5.158,439
Mínimo	54,954	67,826	71,330	71,605	56,586	68,460	85,051	128,222	123,417	144,392	91,174	76,707	1.398,455
Media	207,733	216,523	210,077	213,832	175,068	229,140	280,837	411,068	391,548	267,799	213,467	213,598	3.030,690

Percentil 1%	70,785	72,439	76,749	73,237	58,894	72,450	98,137	157,014	142,650	148,887	102,912	84,196	1.455,988
Percentil 5%	86,991	85,006	92,015	79,305	74,707	87,616	122,879	182,071	193,151	156,836	136,120	125,215	1.723,632
Percentil 10%	96,448	90,561	95,194	101,502	83,765	93,861	139,063	228,096	241,871	165,900	144,926	140,594	1.900,952
Percentil 25%	118,363	120,231	124,582	126,508	103,496	136,426	198,313	291,423	275,255	195,893	168,633	159,613	2.437,409
Percentil 50%	161,784	177,245	178,632	159,486	147,626	188,227	264,715	388,449	377,646	246,890	200,477	184,787	2.985,607
Desviación típica	133,329	138,106	113,891	165,407	92,979	134,861	127,372	159,539	140,592	101,279	63,090	85,401	846,564
Coef. variación	0,642	0,638	0,542	0,774	0,531	0,589	0,454	0,388	0,359	0,378	0,296	0,400	0,279

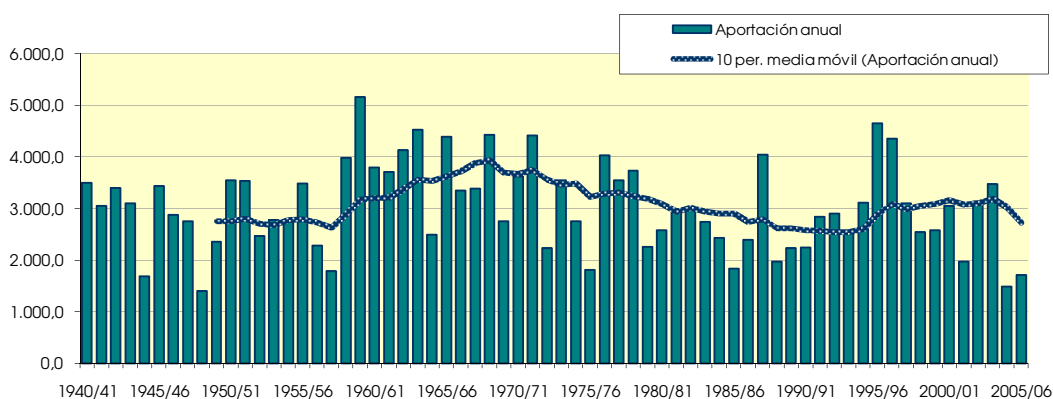
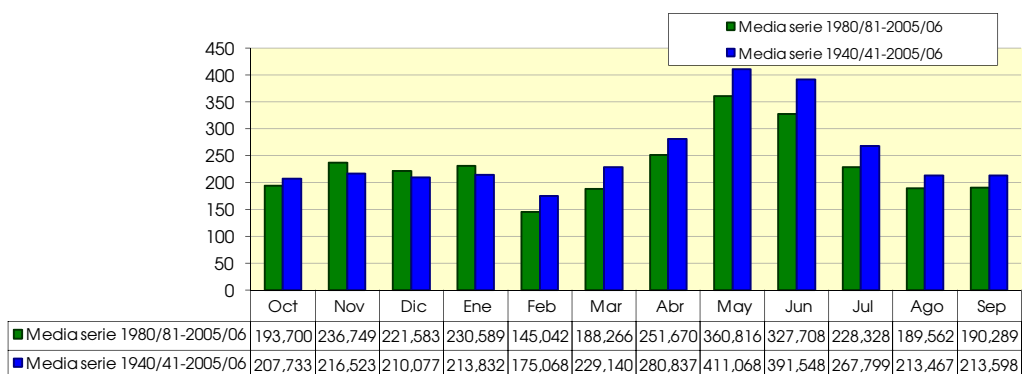
1980/2005

(hm³)

Serie para asignación y reserva

	Oct	Nov	Dic	Ene	Feb	Mar	Abr	May	Jun	Jul	Ago	Sep	Total
Máximo	543,116	756,380	561,517	1.086,868	323,228	448,597	475,175	633,855	599,883	460,108	345,987	478,643	4.641,750
Mínimo	54,954	74,923	71,330	74,116	60,137	68,460	132,046	128,222	123,417	144,392	91,174	76,707	1.486,967
Media	193,700	236,749	221,583	230,589	145,042	188,266	251,670	360,816	327,708	228,328	189,562	190,289	2.764,303

Percentil 1%	61,043	75,676	73,414	74,691	62,571	74,254	133,798	151,136	147,531	146,121	95,689	79,588	1.541,466
Percentil 5%	83,503	82,618	81,438	78,409	71,372	91,791	139,059	223,988	224,838	154,346	112,589	98,969	1.736,280
Percentil 10%	100,429	100,103	88,983	93,334	78,672	93,861	161,801	243,759	241,871	164,928	129,278	132,014	1.900,952
Percentil 25%	110,743	124,614	123,404	119,519	90,794	118,563	207,014	289,104	266,485	179,652	158,851	147,776	2.283,589
Percentil 50%	142,337	179,005	194,394	141,783	122,199	174,231	242,125	351,049	291,066	217,158	173,590	174,610	2.659,729
Desviación típica	135,471	171,443	144,685	232,732	68,264	99,239	75,352	115,906	105,700	66,312	59,650	77,041	763,382
Coef. variación	0,699	0,724	0,653	1,009	0,471	0,527	0,299	0,321	0,323	0,290	0,315	0,405	0,276



3040. Río Sed

1940/2005
(hm³)

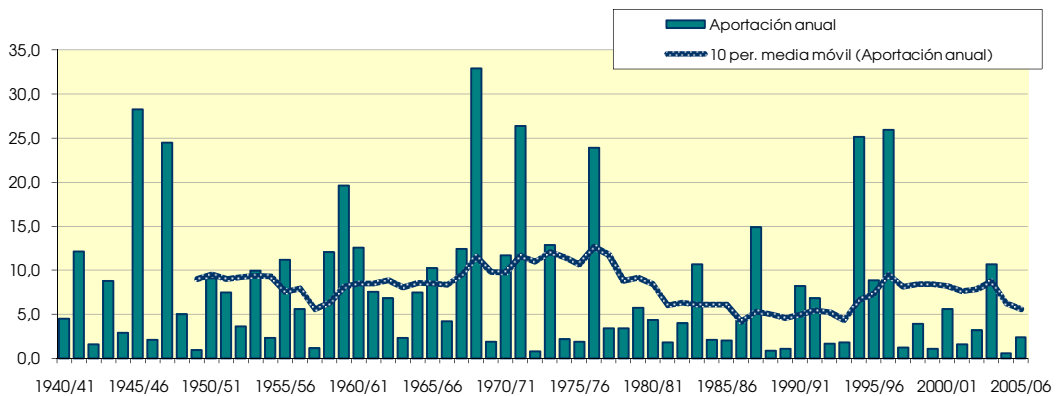
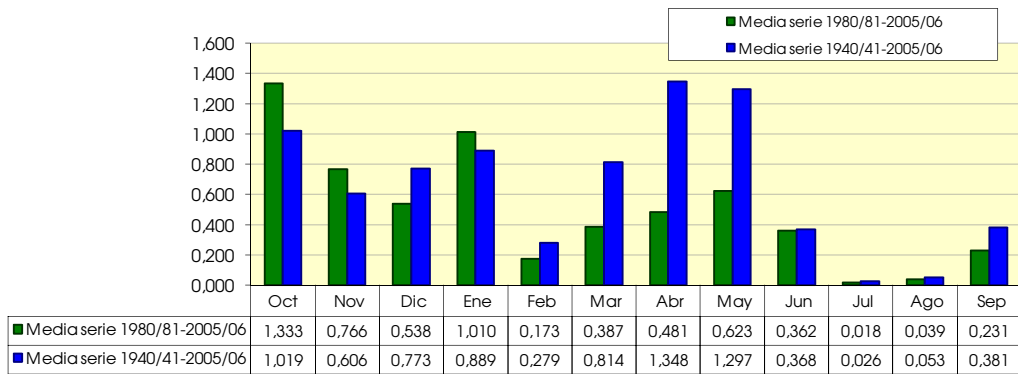
Serie completa

	Oct	Nov	Dic	Ene	Feb	Mar	Abr	May	Jun	Jul	Ago	Sep	Total
Máximo	18,156	10,105	6,633	15,089	2,999	10,527	22,458	15,359	3,684	0,243	0,294	5,056	32,933
Mínimo	0,007	0,005	0,007	0,004	0,007	0,005	0,004	0,007	0,005	0,005	0,005	0,007	0,614
Media	1,019	0,606	0,773	0,889	0,279	0,814	1,348	1,297	0,368	0,026	0,053	0,381	7,853
Percentil 1%	0,010	0,005	0,007	0,005	0,007	0,006	0,010	0,008	0,005	0,005	0,005	0,007	0,734
Percentil 5%	0,014	0,006	0,013	0,008	0,008	0,008	0,016	0,012	0,007	0,005	0,006	0,012	0,969
Percentil 10%	0,022	0,013	0,018	0,012	0,011	0,015	0,026	0,026	0,008	0,006	0,007	0,016	1,204
Percentil 25%	0,047	0,032	0,044	0,027	0,019	0,041	0,061	0,094	0,015	0,008	0,012	0,025	2,082
Percentil 50%	0,166	0,094	0,121	0,066	0,061	0,147	0,154	0,338	0,047	0,015	0,029	0,101	4,774
Desviación típica	2,502	1,568	1,475	2,245	0,521	1,886	3,580	2,661	0,820	0,034	0,061	0,772	7,803
Coef. variación	2,454	2,587	1,909	2,525	1,868	2,317	2,656	2,052	2,231	1,323	1,146	2,026	0,994

1980/2005
(hm³)

Serie para asignación y reserva

	Oct	Nov	Dic	Ene	Feb	Mar	Abr	May	Jun	Jul	Ago	Sep	Total
Máximo	18,156	6,646	5,440	15,089	1,529	5,761	4,454	6,235	3,466	0,077	0,158	1,427	25,943
Mínimo	0,007	0,005	0,007	0,004	0,007	0,005	0,004	0,007	0,005	0,005	0,005	0,007	0,614
Media	1,333	0,766	0,538	1,010	0,173	0,387	0,481	0,623	0,362	0,018	0,039	0,231	5,960
Percentil 1%	0,008	0,005	0,008	0,005	0,007	0,006	0,006	0,007	0,005	0,005	0,005	0,007	0,682
Percentil 5%	0,012	0,005	0,013	0,008	0,008	0,007	0,013	0,009	0,006	0,005	0,006	0,010	0,927
Percentil 10%	0,015	0,013	0,016	0,008	0,009	0,009	0,016	0,014	0,006	0,005	0,006	0,014	1,085
Percentil 25%	0,045	0,023	0,023	0,019	0,018	0,021	0,039	0,054	0,009	0,006	0,007	0,021	1,700
Percentil 50%	0,134	0,129	0,071	0,052	0,041	0,058	0,117	0,189	0,014	0,010	0,018	0,061	3,578
Desviación típica	3,583	1,466	1,172	3,131	0,328	1,162	1,020	1,259	0,933	0,018	0,043	0,373	6,822
Coef. variación	2,687	1,914	2,179	3,099	1,899	3,005	2,119	2,022	2,580	1,024	1,108	1,616	1,145



3045. Río Segre aguas arriba de río Cinca (Segre IX)

1940/2005
(hm³)

Serie completa

	Oct	Nov	Dic	Ene	Feb	Mar	Abr	May	Jun	Jul	Ago	Sep	Total
Máximo	800,561	758,978	563,525	1.109,778	460,335	759,567	777,777	870,871	762,127	698,007	373,740	541,961	5.203,963
Mínimo	55,297	67,889	71,539	71,786	56,682	68,524	85,167	128,298	123,483	144,472	91,257	76,829	1.408,089
Media	210,094	217,881	211,839	215,965	175,828	231,059	284,095	413,796	392,469	267,950	213,674	214,746	3.049,396

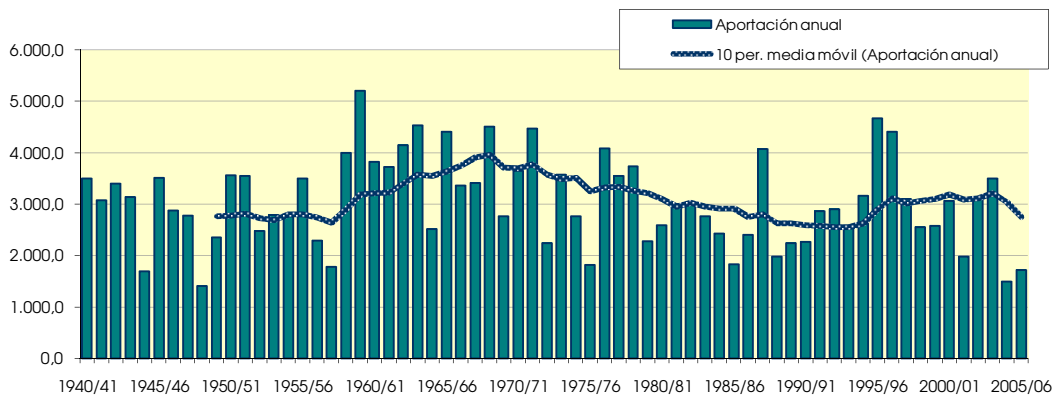
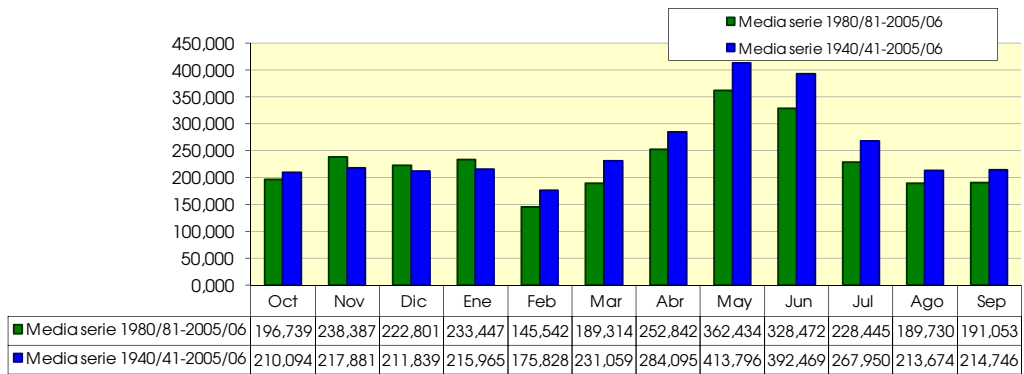
Percentil 1%	70,976	72,497	77,153	73,346	58,969	72,562	98,305	160,574	142,831	148,963	102,994	84,464	1.460,531
Percentil 5%	87,137	85,183	92,207	79,393	74,840	88,025	123,050	182,244	193,259	156,961	136,207	125,304	1.729,918
Percentil 10%	96,591	90,840	95,324	102,369	84,409	94,026	139,207	228,423	241,966	165,976	145,022	140,796	1.905,991
Percentil 25%	118,476	120,359	125,741	127,139	103,648	136,690	198,540	291,986	275,370	195,968	168,926	159,860	2.444,316
Percentil 50%	162,175	177,594	179,002	159,643	147,774	188,698	269,257	388,951	378,179	247,117	200,706	184,925	2.991,653
Desviación típica	136,424	139,789	115,315	170,036	93,752	138,028	133,770	162,518	141,476	101,336	63,150	86,766	857,675
Coef. variación	0,649	0,642	0,544	0,787	0,533	0,597	0,471	0,393	0,360	0,378	0,296	0,404	0,281

1980/2005
(hm³)

Serie para asignación y reserva

	Oct	Nov	Dic	Ene	Feb	Mar	Abr	May	Jun	Jul	Ago	Sep	Total
Máximo	550,473	758,978	563,525	1.109,778	324,045	456,849	480,812	636,031	604,521	460,181	346,117	480,707	4.672,615
Mínimo	55,297	74,979	71,539	74,186	60,200	68,524	132,106	128,298	123,483	144,472	91,257	76,829	1.488,769
Media	196,739	238,387	222,801	233,447	145,542	189,314	252,842	362,434	328,472	228,445	189,730	191,053	2.779,205

Percentil 1%	61,327	75,925	73,698	74,757	62,650	74,406	133,869	151,263	147,608	146,199	95,771	79,766	1.544,645
Percentil 5%	83,632	83,257	81,836	78,492	71,488	92,153	139,182	224,290	224,946	154,419	112,691	99,250	1.743,266
Percentil 10%	100,593	100,221	89,104	94,050	78,840	94,026	161,949	243,989	241,966	165,001	129,404	132,173	1.905,991
Percentil 25%	111,732	124,767	123,582	120,318	90,964	118,685	207,194	289,375	266,576	179,734	158,954	148,001	2.301,965
Percentil 50%	144,670	179,262	194,613	141,955	122,472	174,340	242,499	351,388	291,257	217,258	173,878	174,725	2.677,044
Desviación típica	139,940	173,126	146,248	240,333	68,669	100,995	76,773	117,725	106,836	66,332	59,704	77,598	774,068
Coef. variación	0,711	0,726	0,656	1,029	0,472	0,533	0,304	0,325	0,325	0,290	0,315	0,406	0,279



3046. Río Segre bajo (Cola Embalse de Ribarroja)

1940/2005

(hm³)

Serie completa

	Oct	Nov	Dic	Ene	Feb	Mar	Abr	May	Jun	Jul	Ago	Sep	Total
Máximo	2.065,875	1.292,874	1.131,404	2.072,947	980,516	1.327,277	1.466,788	1.599,338	1.366,633	1.008,986	908,379	1.020,167	9.729,890
Mínimo	88,951	99,398	123,866	102,202	82,786	104,143	133,467	285,275	267,956	214,626	142,257	107,602	2.328,910
Media	419,552	434,330	399,177	417,111	343,168	438,039	528,592	773,295	714,109	428,621	322,036	354,959	5.572,989

Percentil 1%	107,301	107,497	126,283	114,668	91,236	112,882	186,711	290,883	292,868	231,885	155,935	131,019	2.547,722
Percentil 5%	144,318	138,903	145,135	140,683	144,508	155,293	235,633	324,421	383,591	257,048	185,998	186,588	3.218,606
Percentil 10%	154,901	158,489	179,957	178,841	152,033	178,568	249,596	412,193	417,708	266,043	196,861	205,384	3.638,754
Percentil 25%	223,693	217,329	220,998	214,704	197,766	221,758	314,656	547,789	518,814	313,964	247,292	241,271	4.162,442
Percentil 50%	327,682	355,054	353,473	305,188	295,748	329,237	518,407	752,551	671,041	382,460	299,828	313,160	5.133,046
Desviación típica	324,547	292,154	229,828	336,271	200,177	289,300	258,644	301,189	265,231	161,376	120,315	172,111	1.692,212
Coef. variación	0,774	0,673	0,576	0,806	0,583	0,660	0,489	0,389	0,371	0,377	0,374	0,485	0,304

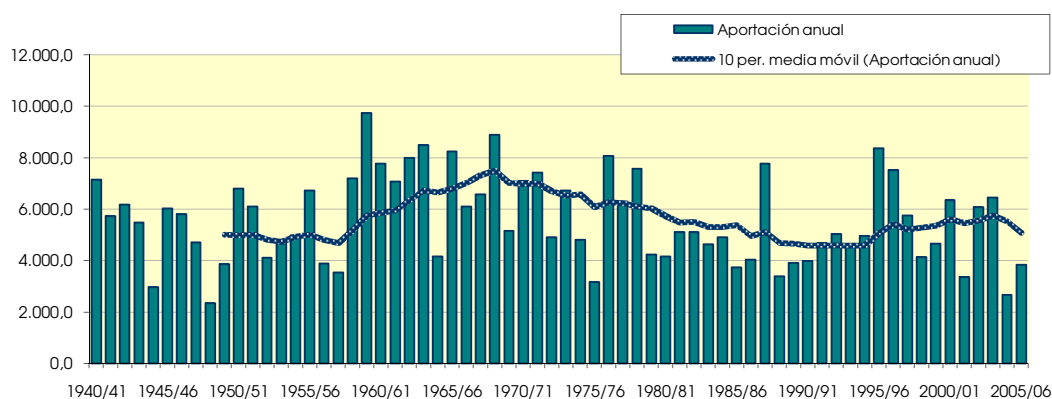
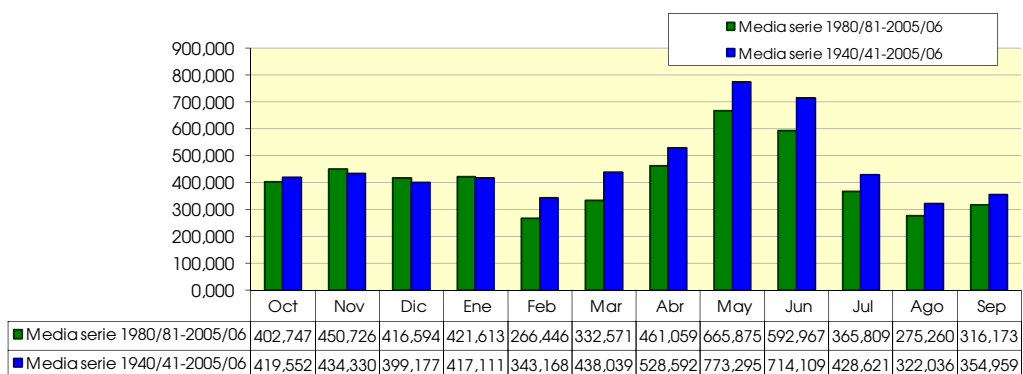
1980/2005

(hm³)

Serie para asignación y reserva

	Oct	Nov	Dic	Ene	Feb	Mar	Abr	May	Jun	Jul	Ago	Sep	Total
Máximo	1.191,429	1.292,874	1.131,404	2.072,947	541,406	983,877	999,775	1.069,450	1.235,562	702,619	499,612	703,742	8.370,531
Mínimo	88,951	131,287	123,866	121,380	95,786	104,143	215,380	285,275	400,034	214,626	142,257	107,602	2.665,544
Media	402,747	450,726	416,594	421,613	266,446	332,571	461,059	665,875	592,967	365,809	275,260	316,173	4.967,840

Percentil 1%	102,875	137,581	126,912	121,828	105,288	121,151	220,679	302,224	403,831	225,197	147,518	116,609	2.840,785
Percentil 5%	146,891	157,342	137,559	127,280	136,448	173,318	237,865	365,181	416,466	257,048	163,307	154,615	3.370,106
Percentil 10%	154,901	166,799	148,188	157,325	144,605	178,568	269,266	412,193	423,899	261,223	173,970	200,136	3.555,706
Percentil 25%	221,938	248,591	204,732	202,877	178,031	200,508	344,844	525,192	451,109	292,398	220,109	241,271	3.989,880
Percentil 50%	274,562	374,880	364,330	247,311	216,479	290,335	477,473	670,569	550,519	332,234	258,005	275,336	4.679,818
Desviación típica	284,276	300,449	295,060	443,022	124,963	198,859	166,845	205,226	184,344	110,490	92,029	141,213	1.412,775
Coef. variación	0,706	0,667	0,708	1,051	0,469	0,598	0,362	0,308	0,311	0,302	0,334	0,447	0,284



3047. Río Noguera Pallaresa aguas arriba de río Noguera de Cardos

1940/2005
(hm³)

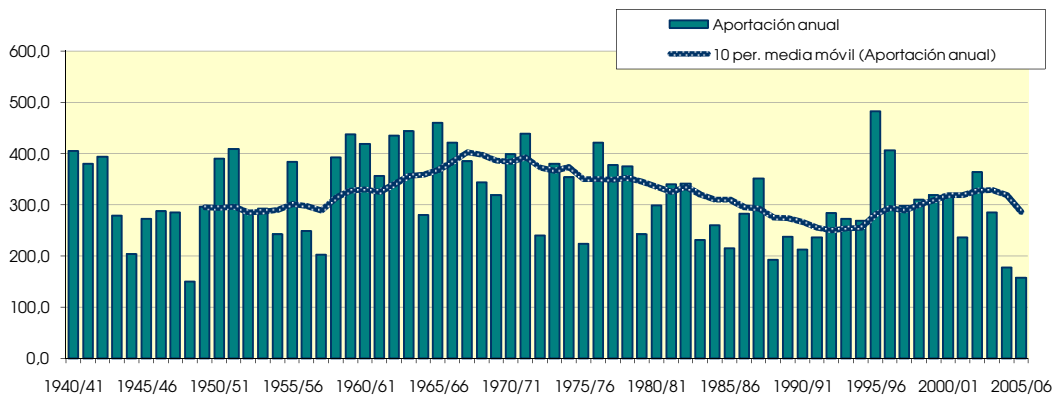
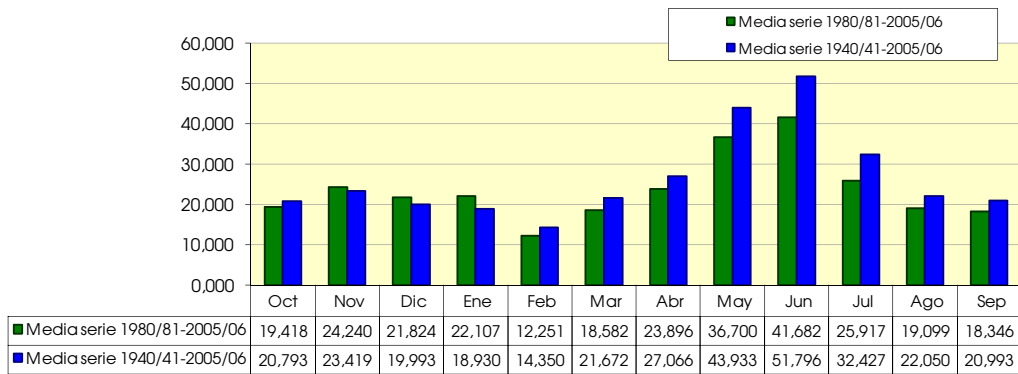
Serie completa

	Oct	Nov	Dic	Ene	Feb	Mar	Abr	May	Jun	Jul	Ago	Sep	Total
Máximo	69,033	70,733	63,986	88,800	47,584	52,165	57,186	78,033	111,436	70,046	54,054	50,652	483,474
Mínimo	5,257	6,347	4,133	5,876	4,541	6,216	6,877	9,808	19,129	9,942	6,911	4,369	150,311
Media	20,793	23,419	19,993	18,930	14,350	21,672	27,066	43,933	51,796	32,427	22,050	20,993	317,422
Percentil 1%	5,881	7,087	5,395	6,138	5,156	6,886	10,195	13,524	19,934	13,358	9,165	7,403	154,699
Percentil 5%	8,997	7,918	7,183	7,270	5,735	7,753	12,695	20,113	26,354	17,099	11,585	10,806	195,204
Percentil 10%	9,989	9,256	8,849	7,617	6,412	9,755	17,215	24,931	30,036	19,300	13,045	11,115	213,950
Percentil 25%	12,709	13,177	12,018	10,617	8,994	13,722	20,305	31,070	36,559	22,362	16,602	14,698	251,683
Percentil 50%	18,615	19,142	17,809	15,749	11,664	18,336	24,915	42,331	48,010	29,442	20,913	18,151	304,696
Desviación típica	11,905	14,668	11,624	13,091	8,157	11,223	10,312	16,158	20,178	13,511	8,437	9,297	81,673
Coef. variación	0,573	0,626	0,581	0,692	0,568	0,518	0,381	0,368	0,390	0,417	0,383	0,443	0,257

1980/2005
(hm³)

Serie para asignación y reserva

	Oct	Nov	Dic	Ene	Feb	Mar	Abr	May	Jun	Jul	Ago	Sep	Total
Máximo	54,921	70,733	63,986	88,800	26,880	49,734	46,339	64,487	68,311	56,620	46,226	42,632	483,474
Mínimo	5,257	6,347	4,133	6,280	4,541	6,216	11,981	9,808	19,129	9,942	6,911	4,369	157,062
Media	19,418	24,240	21,824	22,107	12,251	18,582	23,896	36,700	41,682	25,917	19,099	18,346	284,063
Percentil 1%	5,497	6,632	4,782	6,454	4,777	6,565	12,083	13,521	20,751	11,256	7,778	5,536	162,066
Percentil 5%	6,761	7,645	6,760	7,059	5,515	7,634	12,695	24,661	26,190	15,230	10,405	9,049	181,027
Percentil 10%	8,808	8,573	7,508	7,373	5,654	7,815	15,267	24,931	28,750	16,859	10,865	10,105	203,092
Percentil 25%	11,541	10,986	12,224	10,350	7,465	12,366	19,604	28,447	31,657	19,813	13,048	12,639	236,785
Percentil 50%	17,945	16,080	19,201	15,363	10,366	16,001	23,676	33,157	42,179	22,195	17,881	16,669	283,313
Desviación típica	11,700	17,877	14,746	18,811	6,627	10,391	7,384	12,558	12,372	10,628	8,576	8,194	72,673
Coef. variación	0,603	0,737	0,676	0,851	0,541	0,559	0,309	0,342	0,297	0,410	0,449	0,447	0,256



3048. Río Noguera de Cardos

1940/2005
(hm³)

Serie completa

	Oct	Nov	Dic	Ene	Feb	Mar	Abr	May	Jun	Jul	Ago	Sep	Total
Máximo	65,782	57,551	55,895	81,824	31,725	35,263	36,691	55,402	88,551	53,979	36,055	38,220	386,150
Mínimo	4,462	5,208	3,495	5,161	3,576	4,122	6,008	10,187	14,093	9,311	6,266	3,549	122,844
Media	15,286	18,669	15,313	14,915	10,565	14,288	18,262	31,010	37,150	23,258	17,127	16,328	232,172

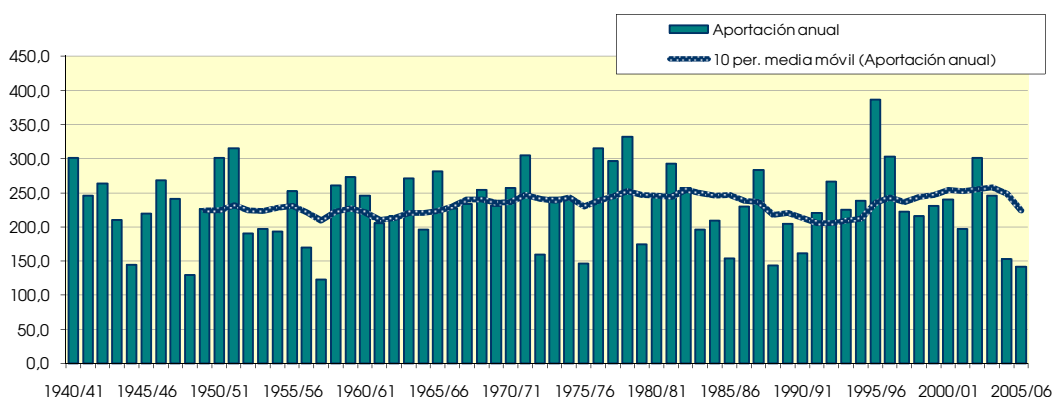
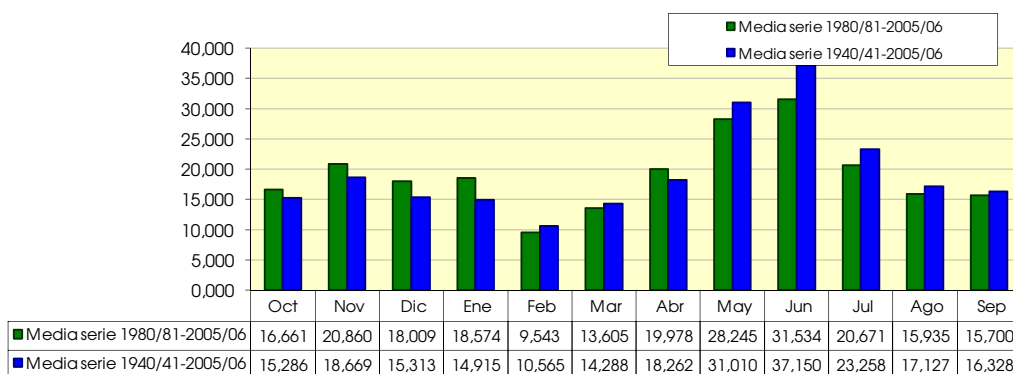
Percentil 1%	4,487	5,824	4,533	5,360	3,847	4,753	6,345	11,409	14,417	9,676	7,201	5,651	127,265
Percentil 5%	6,367	6,615	5,771	6,457	4,348	5,449	8,514	14,790	16,514	12,745	9,137	8,005	143,780
Percentil 10%	7,610	7,271	7,637	6,729	4,798	6,155	9,275	16,885	20,442	13,686	9,823	8,826	153,481
Percentil 25%	9,325	10,629	9,760	9,090	7,082	8,687	12,392	23,334	26,646	16,891	12,324	10,781	196,782
Percentil 50%	12,770	14,873	12,882	12,555	9,068	12,001	17,707	29,584	36,877	20,228	15,734	14,803	232,242
Desviación típica	9,674	11,961	8,945	11,120	5,483	7,802	7,162	10,931	15,320	9,100	6,512	7,525	54,182
Coef. variación	0,633	0,641	0,584	0,746	0,519	0,546	0,392	0,352	0,412	0,391	0,380	0,461	0,233

1980/2005
(hm³)

Serie para asignación y reserva

	Oct	Nov	Dic	Ene	Feb	Mar	Abr	May	Jun	Jul	Ago	Sep	Total
Máximo	65,782	57,551	55,895	81,824	21,089	35,263	34,408	47,468	56,753	53,979	36,055	38,220	386,150
Mínimo	4,462	5,208	3,495	5,161	3,993	4,122	8,673	10,187	14,591	9,311	6,266	3,549	141,390
Media	16,661	20,860	18,009	18,574	9,543	13,605	19,978	28,245	31,534	20,671	15,935	15,700	229,316

Percentil 1%	4,472	5,529	4,003	5,478	4,077	4,365	8,711	11,585	14,903	9,451	6,626	4,357	141,924
Percentil 5%	4,947	6,653	5,584	6,459	4,396	5,408	8,856	16,495	16,922	10,440	7,906	7,127	145,923
Percentil 10%	6,450	7,228	5,798	6,561	4,619	6,376	11,290	19,512	20,206	12,425	8,823	8,449	153,481
Percentil 25%	9,147	11,529	9,632	8,736	6,373	8,503	16,676	22,965	23,178	14,344	10,651	9,984	198,634
Percentil 50%	13,934	14,352	15,033	12,804	8,157	11,602	19,322	26,339	30,152	17,992	15,005	13,584	227,360
Desviación típica	13,101	14,839	12,513	16,478	4,773	7,581	6,508	8,498	10,580	9,934	7,411	8,333	56,410
Coef. variación	0,786	0,711	0,695	0,887	0,500	0,557	0,326	0,301	0,336	0,481	0,465	0,531	0,246



3050. Rio Flamissell

(hm ²)	Oct	Nov	Dic	Ene	Feb	Mar	Abr	May	Jun	Jul	Ago	Sep	Total
1940/41	21,389	10,353	5,766	18,902	16,084	15,926	12,360	20,645	38,208	23,394	20,285	23,142	226,455
1941/42	5,603	15,658	6,599	6,030	4,392	6,168	25,719	15,080	22,272	11,131	7,459	22,552	148,662
1942/43	26,644	5,919	8,645	14,651	7,278	21,672	24,968	28,788	22,632	37,413	11,816	20,120	230,547
1943/44	30,695	7,148	8,037	7,653	8,715	5,073	7,020	32,084	16,285	9,402	12,460	10,333	154,905
1944/45	8,661	7,699	5,433	5,345	2,776	9,200	6,580	8,628	9,702	9,134	11,803	5,449	90,409
1945/46	5,487	3,961	13,354	6,466	4,165	3,843	14,839	47,516	35,654	15,303	20,969	11,765	183,322
1946/47	10,556	7,370	6,200	4,930	11,439	20,636	13,466	30,516	14,159	25,082	11,900	9,359	165,611
1947/48	11,223	10,352	8,883	13,032	10,417	10,614	11,502	21,138	21,542	15,720	10,963	9,415	154,801
1948/49	7,976	3,549	7,065	4,308	2,848	3,376	4,257	6,015	7,196	8,642	7,725	8,694	71,651
1949/50	4,213	8,565	6,105	6,837	7,969	6,732	6,268	23,695	17,695	12,261	14,202	9,005	123,546
1950/51	5,161	8,230	5,675	6,024	8,084	19,038	15,428	24,808	54,798	19,900	17,630	15,421	200,199
1951/52	9,374	15,420	11,998	9,926	9,403	21,820	19,045	36,070	29,108	24,798	12,138	8,967	208,065
1952/53	14,851	8,006	10,685	9,214	7,334	4,405	6,519	8,028	26,348	14,785	12,047	12,532	134,754
1953/54	12,001	7,945	15,263	8,689	6,760	10,463	6,442	18,532	30,031	14,640	10,333	12,403	153,501
1954/55	7,758	5,538	6,801	20,781	12,184	10,298	10,188	10,014	24,441	19,769	18,204	13,585	159,560
1955/56	14,576	9,542	17,036	12,126	7,454	18,777	14,690	29,205	36,505	16,777	21,708	16,411	214,807
1956/57	8,232	7,989	7,349	5,067	4,797	10,394	7,781	13,239	26,159	10,779	9,307	9,202	120,295
1957/58	6,736	4,213	6,884	5,791	4,331	9,350	8,264	11,244	14,525	10,165	14,720	9,162	105,387
1958/59	3,960	4,203	23,181	7,980	14,193	35,452	18,688	33,382	30,199	15,111	18,327	20,506	225,183
1959/60	17,502	15,441	26,548	28,323	28,426	46,152	19,214	31,894	39,144	50,785	13,972	17,857	335,259
1960/61	65,971	23,966	16,851	16,165	12,900	16,672	15,792	21,417	23,442	14,043	8,882	11,699	247,799
1961/62	8,250	13,512	15,175	20,774	13,452	20,512	18,647	28,487	28,224	12,726	9,256	11,749	200,764
1962/63	11,332	14,076	9,426	22,357	8,543	10,748	23,752	25,297	52,081	26,392	17,186	14,468	235,658
1963/64	11,731	22,375	20,396	12,393	24,526	13,696	19,608	39,787	46,268	23,118	14,935	13,729	262,562
1964/65	7,645	12,359	9,353	8,801	6,344	10,917	6,988	16,389	12,225	17,884	11,112	15,674	135,691
1965/66	22,234	23,690	22,466	19,138	25,982	12,647	17,996	28,608	30,705	20,158	21,669	13,055	258,348
1966/67	15,387	19,347	13,383	14,086	9,799	27,090	14,532	20,419	20,652	18,715	13,556	10,707	197,673
1967/68	6,306	30,017	11,717	9,920	14,368	7,173	12,937	29,973	35,598	14,861	17,323	13,437	203,629
1968/69	6,839	14,293	13,039	15,532	18,306	23,988	25,321	29,563	37,000	26,932	14,260	13,419	238,492
1969/70	12,847	14,271	8,729	31,497	8,710	8,847	8,093	20,926	28,003	14,219	9,971	7,179	173,292
1970/71	10,307	11,773	6,437	9,052	7,254	9,012	30,166	50,867	38,631	23,109	12,225	12,751	221,583
1971/72	8,156	5,568	16,610	16,127	24,026	20,685	19,291	32,863	60,022	34,949	16,944	20,451	275,691
1972/73	18,422	15,598	15,721	9,663	5,794	5,585	6,802	11,383	16,983	10,246	9,319	10,920	136,436
1973/74	5,399	6,103	19,293	16,410	6,652	19,021	17,378	23,935	50,028	17,750	8,543	24,515	215,027
1974/75	10,409	10,403	10,338	13,148	14,110	7,386	9,868	21,479	25,579	14,725	17,898	13,830	169,175
1975/76	7,291	5,336	7,134	6,653	7,835	4,980	6,653	15,086	12,885	10,140	10,228	9,650	103,871
1976/77	10,892	10,641	18,086	19,811	14,375	14,989	19,669	35,450	38,896	28,263	18,609	10,183	239,863
1977/78	21,058	10,197	15,839	9,067	18,556	18,317	19,407	19,180	26,280	17,379	8,958	5,966	190,203
1978/79	5,537	4,805	11,012	35,990	21,886	24,294	14,151	31,315	42,906	17,844	9,533	8,721	227,994
1979/80	21,148	10,710	8,759	6,278	5,470	4,047	4,393	10,051	17,506	10,103	7,342	6,879	112,686
1980/81	4,000	11,106	7,895	5,787	5,428	8,271	12,469	15,161	28,121	13,754	9,153	10,763	131,908
1981/82	8,832	5,702	20,277	13,763	12,222	6,490	12,249	19,354	26,229	18,430	17,150	10,071	170,769
1982/83	7,866	41,678	11,940	15,460	8,160	5,458	9,434	11,213	23,955	18,310	15,208	6,660	175,344
1983/84	6,641	16,076	16,565	7,116	6,556	9,070	10,700	20,348	21,131	13,228	9,525	6,420	143,375
1984/85	8,915	33,561	11,345	9,423	5,123	4,942	11,749	17,591	15,811	13,494	8,171	2,563	142,688
1985/86	3,049	7,659	9,022	6,761	4,057	4,800	17,124	22,436	20,274	12,765	6,731	13,302	127,980
1986/87	9,928	7,167	3,869	5,135	3,077	5,850	16,478	14,523	10,847	32,459	14,734	12,911	136,977
1987/88	29,051	9,888	17,748	19,145	4,694	8,656	26,470	34,891	43,965	15,933	11,550	9,924	231,915
1988/89	13,801	6,755	4,265	4,063	4,001	3,646	12,749	15,466	17,963	9,752	9,032	7,869	109,361
1989/90	6,075	11,481	9,697	9,500	7,711	6,596	5,385	12,345	19,833	8,795	7,612	9,413	114,443
1990/91	11,097	9,350	6,479	7,394	5,983	18,013	10,331	10,482	10,760	6,920	6,465	9,923	113,197
1991/92	7,727	9,245	7,015	5,391	3,962	3,513	4,760	21,372	21,445	16,123	14,507	25,062	140,122
1992/93	21,519	14,767	13,128	10,253	7,065	8,723	12,751	16,513	17,133	10,217	9,325	7,694	149,088
1993/94	17,418	9,747	7,256	12,493	9,209	13,939	9,574	23,525	18,054	12,189	7,857	12,241	153,503
1994/95	19,756	32,419	11,868	12,239	6,391	11,052	10,645	12,995	12,901	11,423	8,685	11,901	162,276
1995/96	4,694	11,453	41,870	70,646	11,077	8,917	13,612	26,065	33,618	19,127	19,947	8,534	269,559
1996/97	6,173	28,945	36,410	34,475	12,132	18,527	17,683	18,148	18,022	18,948	16,704	7,461	233,627
1997/98	3,761	20,010	28,389	15,782	13,933	15,079	20,583	23,942	16,667	11,516	12,745	11,567	193,976
1998/99	9,290	7,519	6,368	8,723	6,425	10,086	12,161	26,431	35,742	19,473	9,693	18,923	170,836
1999/00	14,392	13,861	7,001	6,544	6,837	9,451	14,402	36,789	28,951	13,979	10,571	8,377	171,155
2000/01	7,187	14,446	16,345	21,871	11,000	36,418	15,971	28,111	18,080	20,067	7,257	7,187	203,940
2001/02	6,255	3,047	2,579	4,672	4,129	5,746	11,065	14,102	14,702	10,232	10,923	8,930	96,383
2002/03	11,066	17,243	11,060	9,902	9,210	13,670	17,243	17,311	20,736	10,053	7,586	23,400	168,480
2003/04	26,693	17,121	14,187	14,995	11,076	9,311	12,785	13,901	13,893	12,509	7,005	7,495	160,971
2004/05	9,049	3,185	3,511	4,087	2,825	2,818	5,186	7,317	12,224	5,130	7,764	5,189	68,286
2005/06	11,176	4,279	4,084	5,137	3,759	9,016	5,260	5,469	8,387	8,397	3,872	17,049	85,887

3050. Río Flamisell

1940/2005
(hm³)

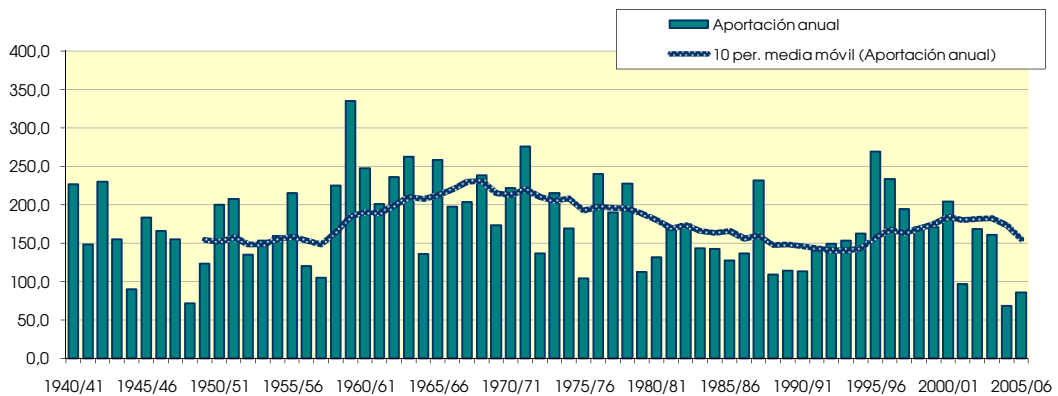
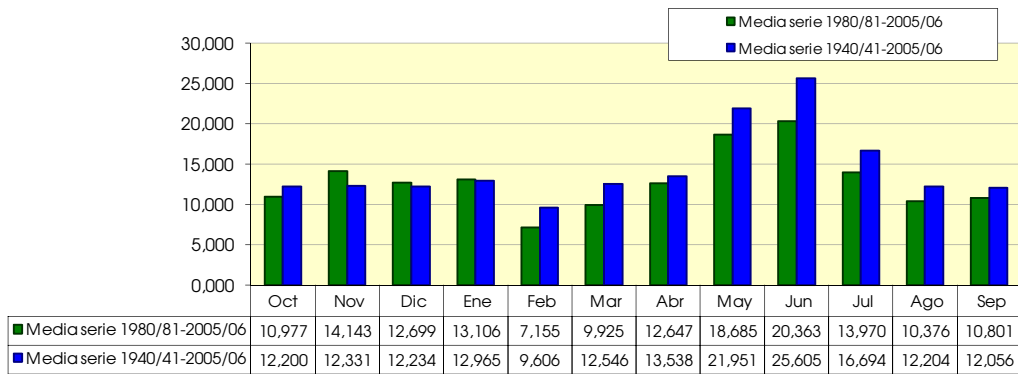
Serie completa

	Oct	Nov	Dic	Ene	Feb	Mar	Abr	May	Jun	Jul	Ago	Sep	Total
Máximo	65,971	41,678	41,870	70,646	28,426	46,152	30,166	50,867	60,022	50,785	21,708	25,062	335,259
Mínimo	3,049	3,047	2,579	4,063	2,776	2,818	4,257	5,469	7,196	5,130	3,872	2,563	68,286
Media	12,200	12,331	12,234	12,965	9,606	12,546	13,538	21,951	25,605	16,694	12,204	12,056	173,930
Percentil 1%	3,512	3,137	3,185	4,079	2,808	3,181	4,346	5,824	7,970	6,294	5,557	4,270	70,473
Percentil 5%	4,053	4,022	4,129	4,736	3,247	3,695	5,205	8,178	10,781	8,681	7,068	6,079	91,902
Percentil 10%	5,280	4,542	5,720	5,136	4,029	4,602	6,355	10,267	12,555	9,577	7,522	7,029	107,374
Percentil 25%	6,762	7,218	7,004	6,571	5,551	6,516	8,557	14,662	17,021	11,204	8,977	8,773	135,878
Percentil 50%	9,332	10,353	10,511	9,782	7,902	9,768	12,768	21,032	23,037	14,823	11,331	10,842	168,828
Desviación típica	9,362	7,910	7,440	10,234	5,851	8,501	6,084	9,796	11,955	7,854	4,320	5,025	55,017
Coef. variación	0,767	0,641	0,608	0,789	0,609	0,678	0,449	0,446	0,467	0,470	0,354	0,417	0,316

1980/2005
(hm³)

Serie para asignación y reserva

	Oct	Nov	Dic	Ene	Feb	Mar	Abr	May	Jun	Jul	Ago	Sep	Total
Máximo	29,051	41,678	41,870	70,646	13,933	36,418	26,470	36,789	43,965	32,459	19,947	25,062	269,559
Mínimo	3,049	3,047	2,579	4,063	2,825	2,818	4,760	5,469	8,387	5,130	3,872	2,563	68,286
Media	10,977	14,143	12,699	13,106	7,155	9,925	12,647	18,685	20,363	13,970	10,376	10,801	154,848
Percentil 1%	3,227	3,082	2,812	4,069	2,888	2,991	4,866	5,931	8,980	5,578	4,520	3,220	72,686
Percentil 5%	3,821	3,459	3,601	4,233	3,247	3,546	5,205	8,108	10,781	7,290	6,531	5,497	88,511
Percentil 10%	4,347	4,991	3,976	4,903	3,860	4,223	5,323	10,848	11,536	8,596	6,868	6,540	102,872
Percentil 25%	6,352	7,554	6,609	5,976	4,270	5,772	10,410	13,951	14,980	10,221	7,650	7,545	128,962
Percentil 50%	8,982	11,280	10,379	9,462	6,490	8,820	12,359	17,451	18,067	12,996	9,239	9,668	151,295
Desviación típica	6,828	9,908	9,813	13,548	3,185	6,833	4,948	7,644	8,346	5,567	3,889	5,251	46,442
Coef. variación	0,622	0,701	0,773	1,034	0,445	0,688	0,391	0,409	0,410	0,399	0,375	0,486	0,300



3301. Acuífero aluvial del Glera (1)

(hm ²)	Oct	Nov	Dic	Ene	Feb	Mar	Abr	May	Jun	Jul	Ago	Sep	Total
1940/41	17,952	13,995	8,912	16,642	43,456	38,029	23,957	51,888	19,037	8,221	3,987	4,820	250,895
1941/42	1,295	10,344	2,616	12,680	2,691	19,620	33,337	6,101	14,873	1,166	9,844	5,257	119,825
1942/43	7,864	5,361	15,063	22,644	12,810	4,335	14,937	4,707	1,262	4,796	0,858	5,859	100,496
1943/44	4,797	8,627	11,659	3,566	7,429	8,630	20,331	10,550	6,231	1,908	3,447	5,156	92,332
1944/45	9,395	7,878	16,047	5,169	11,981	13,422	9,143	5,460	5,635	1,102	15,375	0,350	100,958
1945/46	4,363	7,259	28,103	4,189	4,023	13,104	31,762	38,061	3,773	0,781	2,982	1,179	139,577
1946/47	1,651	5,446	12,749	8,222	35,035	60,045	16,972	19,089	6,708	1,116	5,599	6,139	178,772
1947/48	2,983	6,445	17,093	57,741	5,636	7,764	15,977	16,560	1,262	0,998	1,668	0,699	134,827
1948/49	3,968	2,702	9,356	4,686	2,175	18,674	20,236	24,747	11,490	1,060	5,762	12,862	117,719
1949/50	2,564	11,020	14,587	10,924	26,617	9,148	20,670	30,578	2,269	2,455	2,772	2,535	136,139
1950/51	6,143	10,074	46,340	27,100	47,553	44,366	20,116	37,341	18,611	6,469	9,755	3,167	277,036
1951/52	14,215	32,824	20,431	12,979	11,699	32,367	29,518	8,245	4,329	17,500	7,380	4,187	195,674
1952/53	4,898	12,944	22,121	10,245	10,999	4,410	12,137	1,083	21,119	0,590	1,608	1,444	103,600
1953/54	26,127	3,671	16,281	15,832	18,695	22,119	15,733	32,950	10,137	3,884	6,904	2,807	175,140
1954/55	5,910	16,668	8,365	37,907	40,903	17,047	18,887	3,971	16,786	9,541	2,782	4,595	183,363
1955/56	13,408	7,949	44,126	31,653	0,671	41,422	33,026	35,836	5,664	2,188	7,829	3,042	226,815
1956/57	6,551	19,127	7,580	7,049	28,014	10,553	17,584	26,860	21,096	0,931	0,904	2,635	148,885
1957/58	4,184	8,692	10,379	15,645	27,336	20,287	11,863	5,266	11,202	2,055	5,080	1,978	123,969
1958/59	3,716	10,468	47,742	16,357	2,096	19,020	13,179	17,481	8,593	4,159	3,132	11,693	157,637
1959/60	16,657	17,168	43,727	24,905	26,385	23,930	5,716	5,260	4,719	0,912	0,763	4,127	174,269
1960/61	28,305	16,434	35,712	15,111	8,239	7,511	19,745	21,446	4,857	2,205	3,936	7,587	171,088
1961/62	13,110	35,757	26,799	37,525	29,140	29,977	26,235	16,146	9,964	1,813	1,276	3,175	230,917
1962/63	7,469	10,028	13,462	15,983	8,533	36,818	18,136	6,359	14,483	3,044	2,048	10,580	146,942
1963/64	4,262	24,957	10,345	4,799	42,238	24,940	12,746	5,510	3,752	4,433	1,544	1,737	141,264
1964/65	6,207	5,615	14,334	13,707	4,412	25,469	16,634	3,853	2,120	1,056	2,288	11,537	107,233
1965/66	16,490	42,217	52,101	42,349	51,246	26,551	39,649	13,482	8,802	3,122	1,746	1,686	299,441
1966/67	33,829	36,483	12,344	10,743	13,444	26,053	20,063	18,039	8,392	3,355	3,760	4,851	191,356
1967/68	12,973	46,724	25,720	14,739	29,020	18,935	19,973	23,437	4,125	1,859	2,732	1,907	202,144
1968/69	2,624	7,541	35,196	31,010	21,403	41,383	48,195	25,755	7,712	3,628	1,673	15,575	241,697
1969/70	5,081	12,802	25,336	45,061	17,719	11,424	17,625	18,042	11,553	1,118	4,256	3,769	173,785
1970/71	2,878	12,938	6,375	11,256	9,302	16,060	34,083	35,792	14,862	8,170	1,191	1,117	154,023
1971/72	4,028	18,757	16,691	12,323	45,083	29,984	15,735	20,701	10,948	3,948	8,911	13,875	200,983
1972/73	7,087	13,552	14,261	16,656	17,834	10,086	8,884	13,182	27,857	4,935	3,842	1,733	139,908
1973/74	6,111	8,112	31,653	33,473	20,594	37,707	30,436	29,251	16,724	6,913	6,275	2,968	230,218
1974/75	11,354	17,964	8,696	13,720	8,199	17,592	28,514	20,674	9,800	3,640	3,299	4,727	148,179
1975/76	3,053	16,125	11,904	5,922	9,256	5,897	27,265	13,314	5,684	7,404	3,870	5,239	114,932
1976/77	8,509	12,529	22,327	21,610	20,911	12,385	16,025	31,135	24,319	14,896	7,568	2,931	195,146
1977/78	8,446	6,705	20,311	22,216	33,724	22,863	39,487	26,861	17,074	4,340	3,209	2,100	207,337
1978/79	6,791	5,438	46,625	38,916	63,622	41,732	26,772	15,657	10,648	5,853	3,254	7,797	273,106
1979/80	26,688	22,929	16,646	21,873	20,702	22,201	15,381	25,947	10,956	5,890	2,789	2,389	194,392
1980/81	2,792	12,867	14,278	17,760	15,771	18,465	29,096	10,897	6,876	3,204	1,790	6,514	140,307
1981/82	8,141	2,456	37,237	29,656	14,265	12,934	10,211	15,086	6,290	1,868	1,486	1,426	141,057
1982/83	10,492	11,940	17,595	5,747	7,932	8,243	20,693	18,155	4,357	2,993	20,304	2,365	130,817
1983/84	1,408	3,790	18,341	11,909	22,514	17,059	27,485	63,195	16,941	3,670	2,044	1,765	190,122
1984/85	11,133	37,213	19,695	8,928	36,487	22,637	26,836	27,910	9,393	4,408	0,881	0,590	206,111
1985/86	0,868	10,861	8,759	13,897	14,476	18,912	27,158	23,884	4,574	1,370	1,155	5,978	131,894
1986/87	7,900	6,370	17,573	12,216	19,804	15,533	12,913	8,077	4,705	14,825	1,266	2,063	123,246
1987/88	15,039	11,521	13,648	28,039	15,220	12,269	53,559	36,156	33,315	7,615	2,414	2,978	231,772
1988/89	3,186	1,770	2,456	1,268	4,398	5,983	14,636	14,063	3,406	4,184	0,685	1,109	57,145
1989/90	0,578	5,087	23,282	10,611	4,881	4,474	18,981	13,191	8,932	0,705	1,654	1,974	94,349
1990/91	9,380	12,790	8,770	13,488	12,011	26,425	30,344	29,389	8,002	1,654	0,875	6,733	159,863
1991/92	7,872	19,133	4,396	3,537	4,112	26,722	22,668	14,979	27,765	6,728	8,412	4,518	150,840
1992/93	30,168	10,439	29,276	6,078	12,405	16,662	14,039	22,644	9,110	2,689	2,284	4,360	160,153
1993/94	25,062	12,798	13,637	27,577	19,086	12,609	11,050	14,091	4,285	1,363	0,852	2,009	144,419
1994/95	7,886	12,224	16,645	27,856	20,370	9,903	7,882	8,059	3,865	2,613	1,758	5,448	124,509
1995/96	1,824	11,066	47,931	29,157	17,303	14,149	17,268	14,704	8,044	4,607	2,066	1,715	169,834
1996/97	5,129	18,750	47,792	22,965	6,751	4,189	4,792	16,280	8,416	10,272	10,324	4,974	160,634
1997/98	4,626	37,008	40,210	12,397	8,205	8,023	23,607	20,204	8,813	3,561	1,641	4,279	172,572
1998/99	6,722	9,140	8,855	15,768	14,794	12,475	12,990	16,206	6,784	6,416	1,962	6,221	118,333
1999/00	17,188	13,085	24,121	8,281	8,418	8,444	25,821	14,284	5,706	1,872	0,898	2,009	130,129
2000/01	5,422	32,343	31,120	53,543	19,675	52,458	9,083	7,878	2,800	2,862	1,876	1,040	220,098
2001/02	5,717	9,921	4,128	9,526	9,840	14,101	13,704	31,075	10,941	15,210	37,980	2,484	164,628
2002/03	17,510	23,208	30,223	37,890	17,410	16,207	17,610	39,216	5,094	1,736	2,181	3,207	211,492
2003/04	23,225	20,332	18,372	29,776	16,986	14,469	18,567	29,425	8,038	1,586	1,485	3,247	185,508
2004/05	9,687	15,250	14,418	12,155	4,360	16,507	16,937	9,384	2,529	0,945	1,110	1,875	105,156
2005/06	13,953	28,795	21,029	9,496	13,086	26,546	23,457	5,683	5,364	3,724	1,533	5,646	158,312

3301. Acuífero aluvial del Giera (1)

1940/2005
(hm³)

Serie completa

	Oct	Nov	Dic	Ene	Feb	Mar	Abr	May	Jun	Jul	Ago	Sep	Total
Máximo	33,829	46,724	52,101	57,741	63,622	60,045	53,559	63,195	33,315	17,500	37,980	15,575	299,441
Mínimo	0,578	1,770	2,456	1,268	0,671	4,189	4,792	1,083	1,262	0,590	0,685	0,350	57,145
Media	9,498	14,885	20,968	18,707	18,203	19,852	20,880	19,557	9,754	4,184	4,224	4,217	164,929

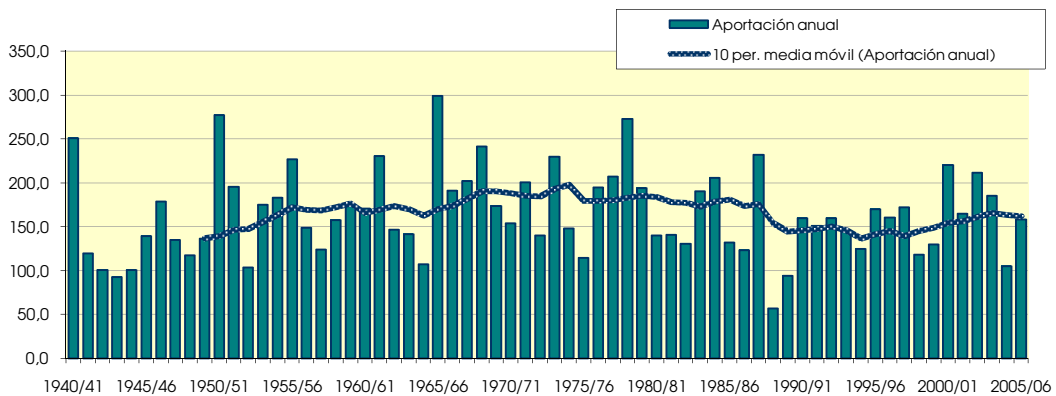
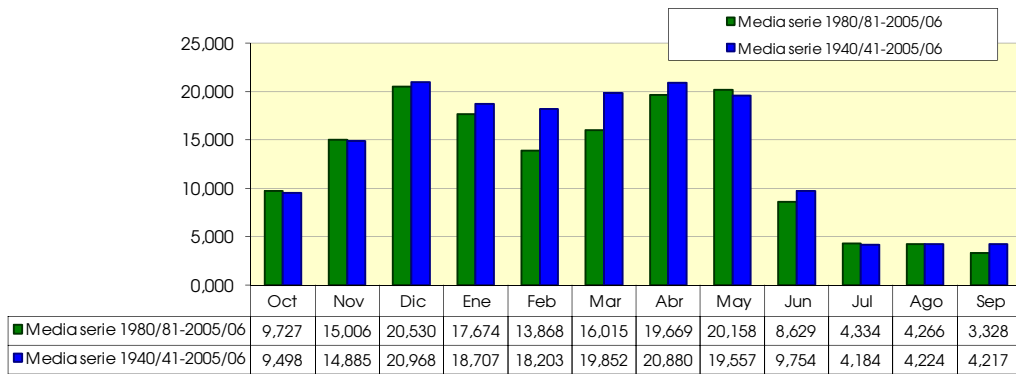
Percentil 1%	0,766	2,216	2,560	2,743	1,598	4,284	5,392	2,884	1,262	0,665	0,736	0,506	80,017
Percentil 5%	1,469	3,701	4,890	4,314	3,024	4,830	8,934	4,845	2,334	0,917	0,862	1,057	100,611
Percentil 10%	2,594	5,400	8,531	5,458	4,379	7,637	10,630	5,485	3,579	1,027	0,901	1,302	106,195
Percentil 25%	4,204	7,990	12,014	10,337	8,284	11,635	14,711	10,637	4,753	1,675	1,560	1,975	131,086
Percentil 50%	6,939	12,377	16,892	14,925	15,007	17,053	18,934	17,021	8,218	3,163	2,351	3,171	159,088
Desviación típica	7,759	10,239	12,909	12,548	13,431	12,085	9,514	12,126	6,839	3,730	5,526	3,276	48,688
Coef. variación	0,817	0,688	0,616	0,671	0,738	0,609	0,456	0,620	0,701	0,892	1,308	0,777	0,295

1980/2005
(hm³)

Serie para asignación y reserva

	Oct	Nov	Dic	Ene	Feb	Mar	Abr	May	Jun	Jul	Ago	Sep	Total
Máximo	30,168	37,213	47,931	53,543	36,487	52,458	53,559	63,195	33,315	15,210	37,980	6,733	231,772
Mínimo	0,578	1,770	2,456	1,268	4,112	4,189	4,792	5,683	2,529	0,705	0,685	0,590	57,145
Media	9,727	15,006	20,530	17,674	13,868	16,015	19,669	20,158	8,629	4,334	4,266	3,328	153,204

Percentil 1%	0,650	1,941	2,874	1,835	4,174	4,260	5,564	6,232	2,597	0,765	0,727	0,702	66,446
Percentil 5%	1,003	2,790	4,195	4,089	4,370	4,851	8,182	7,923	2,952	1,049	0,858	1,057	97,051
Percentil 10%	1,616	4,439	6,577	5,912	4,640	7,003	9,647	8,068	3,635	1,366	0,878	1,268	111,745
Percentil 25%	4,752	10,051	13,639	9,503	8,258	10,495	13,168	13,409	4,607	1,769	1,183	1,899	130,301
Percentil 50%	7,893	12,507	17,968	12,943	14,371	14,309	18,089	15,646	6,830	3,098	1,706	2,731	154,576
Desviación típica	7,716	9,772	12,565	12,173	7,188	9,741	9,871	12,602	7,172	3,861	8,042	1,900	40,014
Coef. variación	0,793	0,651	0,612	0,689	0,518	0,608	0,502	0,625	0,831	0,891	1,885	0,571	0,261



3302. Acuífero aluvial del Glera (2)

(hm ²)	Oct	Nov	Dic	Ene	Feb	Mar	Abr	May	Jun	Jul	Ago	Sep	Total
1940/41	18,322	14,097	9,195	16,993	44,072	38,255	24,189	52,794	19,424	8,380	4,104	4,924	254,748
1941/42	1,381	10,433	2,685	13,003	2,813	19,687	33,722	6,169	14,982	1,205	9,899	5,300	121,280
1942/43	7,921	5,389	15,124	22,756	12,921	4,364	15,003	4,745	1,278	4,812	0,873	5,907	101,093
1943/44	4,813	8,664	11,740	3,583	7,622	8,683	20,414	10,708	6,265	1,924	3,461	5,201	93,077
1944/45	9,491	7,926	16,251	5,523	12,002	13,471	9,167	5,520	5,656	1,116	15,427	0,363	101,914
1945/46	4,382	7,275	28,197	4,235	4,037	13,142	32,047	38,463	3,811	0,804	3,004	1,199	140,596
1946/47	1,670	5,463	12,946	8,292	35,324	60,238	17,005	19,221	6,731	1,133	5,618	6,184	179,826
1947/48	2,998	6,460	17,221	58,066	5,690	7,836	16,131	16,637	1,278	1,013	1,684	0,713	135,728
1948/49	3,983	2,717	9,373	4,707	2,193	18,980	20,344	24,924	11,572	1,074	5,782	13,023	118,672
1949/50	2,584	11,053	14,688	10,978	26,770	9,210	20,926	30,775	2,343	2,483	2,800	2,558	137,169
1950/51	6,215	10,114	46,931	27,422	47,955	44,904	20,418	37,809	19,060	6,580	9,873	3,246	280,527
1951/52	14,450	33,016	20,597	13,189	11,867	32,831	29,866	8,403	4,412	17,714	7,434	4,234	198,012
1952/53	4,954	13,009	22,355	10,451	11,266	4,455	12,292	1,132	21,353	0,633	1,646	1,486	105,032
1953/54	26,646	3,717	16,471	16,342	19,094	22,385	15,907	33,394	10,296	3,956	6,964	2,865	178,037
1954/55	5,955	16,766	8,433	38,216	41,657	17,182	19,051	4,107	16,931	9,643	2,815	4,635	185,390
1955/56	13,647	8,015	44,673	32,175	0,719	42,083	33,806	36,429	5,826	2,310	7,969	3,142	230,793
1956/57	6,674	19,428	7,695	7,238	28,209	10,653	17,735	27,340	21,461	0,992	0,958	2,683	151,065
1957/58	4,226	8,769	10,461	15,887	27,613	20,495	11,956	5,387	11,333	2,085	5,117	2,002	125,331
1958/59	3,760	10,535	48,185	16,520	2,150	19,242	13,279	17,787	8,736	4,199	3,164	11,850	159,407
1959/60	17,142	17,536	44,802	25,544	26,976	24,476	5,925	5,448	4,877	1,036	0,869	4,231	178,862
1960/61	28,921	16,691	36,954	15,635	8,432	7,663	20,069	21,876	4,990	2,314	4,034	7,731	175,312
1961/62	13,374	36,952	27,161	38,555	30,221	30,873	26,751	16,538	10,224	2,002	1,438	3,314	237,402
1962/63	7,598	10,154	13,660	16,245	8,714	37,136	18,256	6,430	14,760	3,098	2,090	10,636	148,777
1963/64	4,294	25,063	10,454	4,847	42,613	25,310	12,980	5,602	3,786	4,465	1,572	1,764	142,750
1964/65	6,268	5,663	14,478	13,945	4,587	25,779	16,823	3,919	2,149	1,081	2,311	11,586	108,589
1965/66	16,788	42,465	52,545	42,685	51,907	26,732	39,953	13,733	9,094	3,226	1,829	1,758	302,714
1966/67	34,198	36,952	12,583	11,002	13,576	26,248	20,232	18,206	8,473	3,394	3,795	4,882	193,541
1967/68	13,047	47,415	26,121	14,925	29,575	19,296	20,280	23,820	4,243	1,953	2,814	1,977	205,467
1968/69	2,684	7,608	35,325	31,089	21,475	41,718	48,800	26,020	7,848	3,689	1,722	15,690	243,667
1969/70	5,120	12,843	25,570	45,535	17,954	11,501	17,688	18,127	11,666	1,145	4,294	3,792	175,236
1970/71	2,910	12,999	6,473	11,513	9,379	16,241	34,573	36,710	15,109	8,321	1,288	1,201	156,717
1971/72	4,101	18,968	16,931	12,691	45,798	30,336	16,017	21,017	11,193	4,045	9,031	14,073	204,200
1972/73	7,214	13,726	14,519	16,864	18,178	10,192	9,004	13,354	28,196	5,043	3,908	1,780	141,978
1973/74	6,154	8,146	31,875	33,589	21,034	38,382	30,900	29,387	16,830	6,973	6,340	3,014	232,623
1974/75	11,473	18,113	8,770	13,855	8,278	17,893	29,074	21,150	9,962	3,713	3,375	4,789	150,444
1975/76	3,102	16,345	12,180	5,996	9,388	5,950	27,617	13,369	5,721	7,444	3,915	5,273	116,301
1976/77	8,536	12,585	22,621	21,844	21,059	12,516	16,242	31,623	24,908	15,107	7,642	2,991	197,674
1977/78	8,509	6,768	20,515	22,760	34,178	23,199	40,456	27,425	17,576	4,442	3,298	2,176	211,304
1978/79	6,871	5,514	46,906	39,465	64,287	42,315	27,167	15,926	10,746	5,915	3,313	7,909	276,334
1979/80	26,919	23,115	16,936	22,090	20,970	22,739	15,679	26,511	11,255	6,021	2,890	2,473	197,598
1980/81	2,868	13,007	14,615	18,036	16,044	18,648	29,798	11,058	7,030	3,272	1,848	6,584	142,808
1981/82	8,191	2,499	37,567	29,906	14,496	13,095	10,284	15,251	6,361	1,893	1,509	1,446	142,497
1982/83	10,580	12,079	17,925	5,823	8,192	8,486	20,962	18,310	4,405	3,043	20,666	2,416	132,886
1983/84	1,452	3,837	18,484	12,052	22,927	17,264	27,723	63,998	17,140	3,718	2,085	1,801	192,480
1984/85	11,241	37,717	19,832	9,266	36,686	23,032	27,123	28,288	9,515	4,517	0,930	0,634	208,780
1985/86	0,906	11,013	8,810	14,059	14,781	19,062	27,431	23,972	4,600	1,393	1,177	6,020	133,225
1986/87	7,941	6,387	17,726	12,475	20,198	15,716	13,029	8,139	4,742	14,880	1,286	2,082	124,601
1987/88	15,149	11,619	13,736	28,220	15,411	12,399	54,741	36,850	34,140	7,914	2,557	3,101	235,838
1988/89	3,290	1,858	2,531	1,332	4,455	6,033	14,772	14,218	3,442	4,251	0,715	1,138	58,036
1989/90	0,602	5,128	23,437	10,750	4,900	4,504	19,113	13,343	9,015	0,721	1,669	1,988	95,169
1990/91	9,405	12,896	8,883	13,613	12,318	26,615	30,943	29,615	8,062	1,703	0,918	6,780	161,750
1991/92	7,926	19,294	4,432	3,578	4,139	26,952	22,785	15,120	28,415	6,817	8,548	4,584	152,588
1992/93	30,477	10,514	29,482	6,130	12,639	16,948	14,249	22,978	9,321	2,745	2,334	4,479	162,296
1993/94	25,310	12,914	13,848	27,962	19,323	12,693	11,152	14,152	4,315	1,386	0,874	2,048	145,977
1994/95	8,024	12,372	16,846	28,305	20,706	10,047	8,013	8,142	3,913	2,668	1,794	5,482	126,312
1995/96	1,851	11,119	48,291	29,427	17,870	14,440	17,572	14,898	8,137	4,683	2,128	1,773	172,189
1996/97	5,202	18,874	48,618	23,552	6,865	4,276	4,885	16,608	8,574	10,464	10,493	5,034	163,445
1997/98	4,686	37,430	40,768	12,554	8,364	8,163	23,850	20,430	8,901	3,624	1,695	4,341	174,808
1998/99	6,792	9,232	8,917	16,071	15,178	12,580	13,100	16,391	6,825	6,475	1,992	6,299	119,852
1999/00	17,298	13,254	24,353	8,354	8,464	8,536	26,002	14,554	5,757	1,909	0,928	2,037	131,447
2000/01	5,475	32,501	31,261	54,124	19,783	52,958	9,176	7,950	2,854	2,919	1,918	1,078	221,995
2001/02	5,752	10,042	4,158	9,642	9,917	14,145	13,832	31,534	11,047	15,239	38,058	2,507	165,874
2002/03	17,737	23,315	30,440	38,518	17,711	16,339	17,789	39,792	5,170	1,799	2,245	3,268	214,123
2003/04	23,993	20,477	18,600	30,497	17,354	14,893	18,892	29,978	8,194	1,691	1,593	3,349	189,511
2004/05	9,804	15,422	14,647	12,338	4,639	16,619	17,113	9,517	2,565	0,977	1,139	1,900	106,679
2005/06	14,449	29,650	21,418	9,753	13,517	26,887	23,900	5,858	5,627	3,837	1,620	5,729	162,243

3302. Acuífero aluvial del Glera (2)

1940/2005
(hm³)

Serie completa

	Oct	Nov	Dic	Ene	Feb	Mar	Abr	May	Jun	Jul	Ago	Sep	Total
Máximo	34,198	47,415	52,545	58,066	64,287	60,238	54,741	63,998	34,140	17,714	38,058	15,690	302,714
Mínimo	0,602	1,858	2,531	1,332	0,719	4,276	4,885	1,132	1,278	0,633	0,715	0,363	58,036
Media	9,632	15,044	21,216	18,979	18,476	20,090	21,151	19,832	9,915	4,258	4,289	4,280	167,160

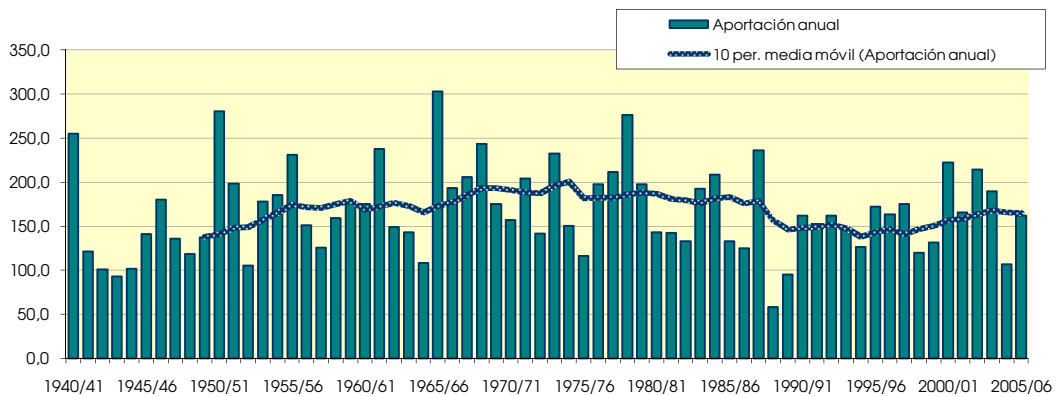
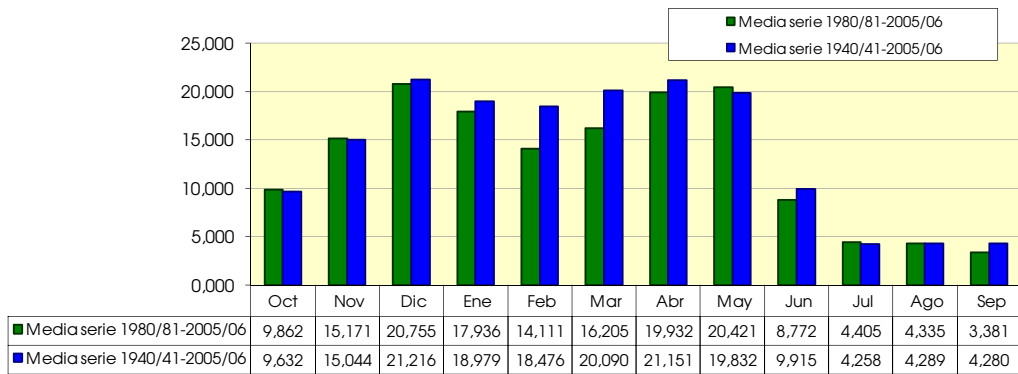
Percentil 1%	0,800	2,275	2,631	2,792	1,649	4,333	5,561	2,944	1,278	0,690	0,815	0,539	80,813
Percentil 5%	1,507	3,747	4,942	4,353	3,119	4,866	9,045	4,906	2,398	0,981	0,885	1,093	101,298
Percentil 10%	2,634	5,426	8,601	5,673	4,521	7,750	10,718	5,561	3,614	1,055	0,944	1,323	107,634
Percentil 25%	4,243	8,048	12,281	10,526	8,440	11,725	14,830	10,795	4,905	1,727	1,626	1,992	132,971
Percentil 50%	7,042	12,479	17,079	15,280	15,295	17,223	19,082	17,212	8,333	3,249	2,445	3,257	161,996
Desviación típica	7,883	10,387	13,059	12,667	13,582	12,208	9,689	12,302	6,976	3,760	5,549	3,300	49,472
Coef. variación	0,818	0,690	0,616	0,667	0,735	0,608	0,458	0,620	0,704	0,883	1,294	0,771	0,296

1980/2005
(hm³)

Serie para asignación y reserva

	Oct	Nov	Dic	Ene	Feb	Mar	Abr	May	Jun	Jul	Ago	Sep	Total
Máximo	30,477	37,717	48,618	54,124	36,686	52,958	54,741	63,998	34,140	15,239	38,058	6,780	235,838
Mínimo	0,602	1,858	2,531	1,332	4,139	4,276	4,885	5,858	2,565	0,721	0,715	0,634	58,036
Media	9,862	15,171	20,755	17,936	14,111	16,205	19,932	20,421	8,772	4,405	4,335	3,381	155,285

Percentil 1%	0,678	2,018	2,938	1,894	4,218	4,333	5,667	6,381	2,637	0,785	0,754	0,745	67,319
Percentil 5%	1,043	2,834	4,227	4,139	4,501	4,886	8,304	7,998	3,001	1,079	0,885	1,093	98,047
Percentil 10%	1,652	4,482	6,621	5,976	4,770	7,098	9,730	8,140	3,677	1,390	0,923	1,292	113,265
Percentil 25%	4,815	10,160	13,764	9,670	8,389	10,635	13,283	13,545	4,636	1,822	1,205	1,922	131,807
Percentil 50%	7,982	12,634	18,204	13,083	14,639	14,666	18,340	15,821	6,928	3,157	1,745	2,804	157,169
Desviación típica	7,830	9,897	12,699	12,322	7,253	9,826	10,081	12,780	7,347	3,880	8,078	1,912	40,616
Coef. variación	0,794	0,652	0,612	0,687	0,514	0,606	0,506	0,626	0,838	0,881	1,863	0,566	0,262



3303. Acuífero aluvial del Glera (3)

(hm ²)	Oct	Nov	Dic	Ene	Feb	Mar	Abr	May	Jun	Jul	Ago	Sep	Total
1940/41	20.109	14.602	10.635	19.038	46.969	39.408	25.467	58.307	21.474	8.698	4.266	5.059	274.033
1941/42	1.492	10.669	2.831	14.572	3.414	19.928	35.812	6.432	15.433	1.254	9.988	5.367	127.192
1942/43	8.118	5.429	15.403	23.391	13.440	4.477	15.345	4.873	1.306	4.838	0.892	6.025	103.537
1943/44	4.834	8.763	12.093	3.622	8.445	8.891	20.839	11.493	6.448	1.950	3.481	5.314	96.173
1944/45	9.882	8.155	17.386	7.178	12.151	13.791	9.298	5.880	5.740	1.133	15.565	0.380	106.539
1945/46	4.416	7.323	28.653	4.468	4.078	13.334	33.974	40.642	3.921	0.835	3.033	1.226	145.904
1946/47	1.694	5.484	13.675	8.592	37.028	61.607	17.235	20.124	6.882	1.155	5.651	6.290	185.415
1947/48	3.032	6.550	18.187	60.355	6.051	8.264	17.240	17.279	1.318	1.031	1.708	0.733	141.749
1948/49	4.013	2.774	9.496	4.872	2.343	20.467	20.929	25.942	11.936	1.092	5.808	13.640	123.311
1949/50	2.620	11.212	15.265	11.229	27.428	9.492	22.224	31.700	2.721	2.520	2.835	2.588	141.833
1950/51	6.379	10.241	49.451	28.793	49.409	47.597	21.815	39.826	20.768	6.841	10.119	3.364	294.602
1951/52	15.153	33.973	21.390	14.130	12.598	35.550	31.574	9.215	4.652	18.714	7.520	4.302	208.770
1952/53	5.119	13.274	23.542	11.562	12.621	4.518	13.073	1.275	22.324	0.689	1.696	1.550	111.243
1953/54	28.335	3.798	17.156	18.617	20.688	23.657	16.800	35.650	10.830	4.069	7.048	2.947	189.596
1954/55	6.015	17.159	8.644	39.644	44.560	17.664	19.795	4.807	17.591	10.038	2.856	4.695	193.467
1955/56	14.577	8.430	47.584	34.911	0.780	45.593	37.836	39.375	6.190	2.467	8.198	3.269	249.209
1956/57	6.950	20.812	8.126	7.968	29.036	11.008	18.405	29.460	23.101	1.072	1.027	2.746	159.711
1957/58	4.287	9.041	10.848	17.017	28.683	21.577	12.460	6.025	11.944	2.163	5.199	2.041	131.285
1958/59	3.949	10.921	50.746	17.258	2.415	20.533	13.817	19.643	9.438	4.321	3.239	12.430	168.711
1959/60	19.239	19.211	51.262	28.524	29.789	27.249	6.315	5.926	5.199	1.196	1.006	4.376	199.291
1960/61	31.329	17.905	43.295	18.216	8.965	7.928	21.667	23.792	5.255	2.471	4.162	8.007	192.992
1961/62	14.358	41.924	28.873	43.804	34.760	35.016	28.773	18.073	10.729	2.247	1.647	3.495	263.700
1962/63	7.803	10.444	14.540	17.539	9.488	38.967	18.785	6.639	16.100	3.255	2.147	10.806	156.514
1963/64	4.341	25.784	11.165	5.045	44.762	27.399	14.242	6.019	3.834	4.508	1.608	1.801	150.508
1964/65	6.405	5.776	15.217	14.963	5.511	27.484	17.822	4.192	2.194	1.114	2.340	11.686	114.704
1965/66	17.805	43.621	55.286	44.557	55.531	27.406	41.713	14.966	10.631	3.415	1.936	1.850	318.716
1966/67	35.961	39.361	13.685	12.390	14.242	27.320	21.183	19.156	8.831	3.472	3.840	4.928	204.367
1967/68	13.295	51.338	28.232	15.744	32.471	21.351	21.900	25.775	4.505	2.074	2.920	2.067	221.672
1968/69	2.762	7.745	35.924	31.370	21.850	43.456	52.531	27.305	8.419	3.816	1.785	16.151	253.114
1969/70	5.172	13.038	27.005	48.799	19.223	11.875	17.958	18.499	12.252	1.179	4.369	3.821	183.190
1970/71	2.964	13.206	6.911	12.747	9.760	17.235	37.086	42.005	16.185	8.802	1.412	1.310	169.622
1971/72	4.196	19.912	17.959	14.629	49.952	31.974	17.295	22.443	12.238	4.201	9.324	14.728	218.850
1972/73	7.751	14.466	15.774	17.862	19.955	10.569	9.434	14.406	29.562	5.433	4.064	1.841	151.118
1973/74	6.227	8.190	32.904	34.184	23.080	41.802	33.502	29.870	17.141	7.060	6.428	3.073	243.461
1974/75	11.807	18.658	9.045	14.452	8.634	19.219	32.091	23.520	10.526	3.807	3.467	4.868	160.095
1975/76	3.165	17.328	13.559	6.291	9.942	6.119	29.678	13.559	5.811	7.551	3.993	5.327	122.322
1976/77	8.576	12.856	24.196	22.993	21.760	13.215	17.357	34.272	28.051	16.068	7.771	3.069	210.183
1977/78	8.620	6.950	21.683	25.738	36.574	24.922	45.994	30.267	20.160	4.575	3.417	2.274	231.173
1978/79	6.981	5.697	48.494	42.227	67.746	45.544	28.933	17.136	11.070	6.014	3.419	8.278	291.538
1979/80	28.070	23.989	18.515	23.077	22.305	26.190	17.133	29.839	12.695	6.293	3.037	2.581	213.725
1980/81	2.971	13.398	16.169	19.264	17.353	19.483	33.661	11.593	7.557	3.362	1.923	6.696	153.430
1981/82	8.273	2.607	39.380	31.187	15.612	13.887	10.644	16.078	6.765	1.948	1.538	1.472	149.392
1982/83	10.861	12.657	19.583	6.144	9.471	9.693	22.424	19.113	4.530	3.177	22.817	2.482	142.952
1983/84	1.509	3.938	19.304	12.763	25.133	18.391	28.972	68.545	18.123	3.781	2.138	1.848	204.445
1984/85	11.673	40.525	20.438	10.411	37.970	25.452	28.816	30.348	10.044	5.091	0.994	0.690	222.452
1985/86	0.955	11.715	8.978	14.882	16.371	19.801	28.996	24.360	4.637	1.423	1.206	6.120	139.445
1986/87	8.058	6.410	18.455	13.555	22.283	16.735	13.624	8.433	4.899	15.129	1.311	2.106	130.998
1987/88	15.563	12.059	14.232	29.225	16.514	13.079	61.306	40.410	37.627	8.987	2.744	3.265	255.010
1988/89	3.429	1.972	2.628	1.415	4.568	6.122	15.459	15.006	3.492	4.471	0.753	1.186	60.500
1989/90	0.633	5.222	24.299	11.502	4.935	4.673	19.897	14.120	9.460	0.741	1.689	2.008	99.179
1990/91	9.471	13.457	9.444	14.194	13.786	27.431	34.046	30.685	8.159	1.767	0.973	6.843	170.257
1991/92	8.031	19.920	4.478	3.678	4.175	28.027	23.411	15.773	32.183	7.025	9.010	4.699	160.409
1992/93	32.823	10.723	30.596	6.197	13.931	18.381	15.367	24.772	10.306	2.853	2.418	4.903	173.270
1993/94	26.526	13.522	15.046	30.239	20.610	13.043	11.621	14.394	4.411	1.416	0.902	2.118	153.848
1994/95	8.445	12.885	17.782	30.606	22.287	10.512	8.405	8.393	3.993	2.752	1.841	5.531	133.431
1995/96	1.887	11.228	50.065	30.670	20.533	15.914	18.981	15.564	8.336	4.822	2.211	1.845	182.056
1996/97	5.370	19.404	52.975	26.597	7.113	4.437	5.169	18.314	9.224	11.179	11.170	5.121	176.073
1997/98	4.843	39.730	43.611	13.259	9.029	8.730	25.190	21.578	9.133	3.707	1.765	4.442	185.017
1998/99	6.903	9.554	9.128	17.378	16.977	13.090	13.616	17.255	6.929	6.692	2.032	6.471	126.024
1999/00	17.827	14.017	25.512	8.710	8.688	8.984	27.046	15.902	5.932	1.971	0.966	2.074	137.629
2000/01	5.598	33.233	32.053	57.139	20.224	55.776	9.437	8.180	2.923	3.011	1.972	1.131	230.676
2001/02	5.811	10.537	4.213	10.097	10.191	14.362	14.534	34.081	11.672	15.303	38.419	2.538	171.758
2002/03	19.027	23.982	31.752	41.687	19.110	16.867	18.887	42.897	5.303	1.881	2.322	3.350	227.064
2003/04	27.171	21.011	19.770	33.874	18.828	17.324	20.282	32.541	8.580	1.826	1.741	3.525	206.474
2004/05	10.075	16.138	15.686	13.026	5.494	17.085	17.858	10.157	2.618	1.018	1.175	1.932	112.262
2005/06	16.634	34.210	22.866	10.690	15.497	28.526	25.977	6.251	6.702	4.085	1.732	5.841	179.011

3303. Acuífero aluvial del Glera (3)

1940/2005
(hm³)

Serie completa

	Oct	Nov	Dic	Ene	Feb	Mar	Abr	May	Jun	Jul	Ago	Sep	Total
Máximo	35,961	51,338	55,286	60,355	67,746	61,607	61,306	68,545	37,627	18,714	38,419	16,151	318,716
Mínimo	0,633	1,972	2,628	1,415	0,780	4,437	5,169	1,275	1,306	0,689	0,753	0,380	60,500
Media	10,124	15,759	22,471	20,314	19,775	21,294	22,560	21,217	10,590	4,437	4,424	4,402	177,367

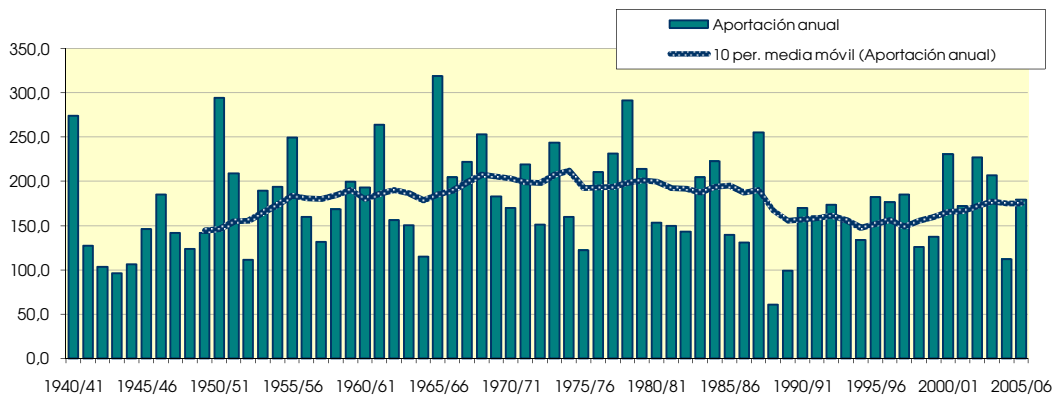
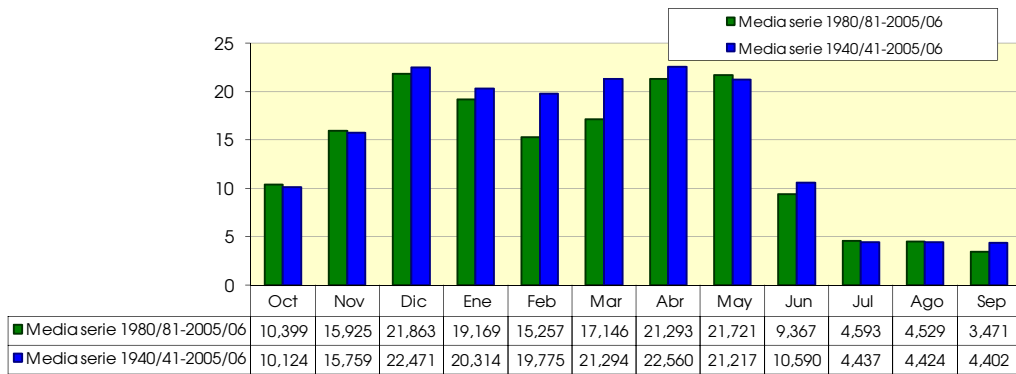
Percentil 1%	0,842	2,385	2,760	2,849	1,796	4,463	5,914	3,171	1,314	0,723	0,843	0,581	83,687
Percentil 5%	1,555	3,833	5,086	4,569	3,580	5,035	9,332	5,124	2,644	1,022	0,968	1,145	104,288
Percentil 10%	2,691	5,457	8,811	6,171	4,752	8,096	11,132	6,022	3,663	1,103	1,016	1,391	113,483
Percentil 25%	4,301	8,250	13,588	11,298	9,140	12,167	15,390	11,518	5,213	1,840	1,699	2,047	140,021
Percentil 50%	7,366	12,871	18,321	16,381	16,745	18,386	20,089	18,406	8,705	3,388	2,581	3,357	171,007
Desviación típica	8,502	11,191	13,940	13,398	14,385	12,933	10,745	13,332	7,677	3,919	5,701	3,408	53,360
Coef. variación	0,840	0,710	0,620	0,660	0,727	0,607	0,476	0,628	0,725	0,883	1,289	0,774	0,301

1980/2005
(hm³)

Serie para asignación y reserva

	Oct	Nov	Dic	Ene	Feb	Mar	Abr	May	Jun	Jul	Ago	Sep	Total
Máximo	32,823	40,525	52,975	57,139	37,970	55,776	61,306	68,545	37,627	15,303	38,419	6,843	255,010
Mínimo	0,633	1,972	2,628	1,415	4,175	4,437	5,169	6,251	2,618	0,741	0,753	0,690	60,500
Media	10,399	15,925	21,863	19,169	15,257	17,146	21,293	21,721	9,367	4,593	4,529	3,471	164,733

Percentil 1%	0,713	2,131	3,024	1,981	4,273	4,496	5,978	6,733	2,694	0,810	0,790	0,800	70,170
Percentil 5%	1,094	2,940	4,279	4,295	4,660	5,036	8,663	8,233	3,065	1,118	0,918	1,145	102,450
Percentil 10%	1,698	4,580	6,728	6,171	5,215	7,426	10,040	8,413	3,742	1,420	0,969	1,329	119,143
Percentil 25%	4,975	10,583	14,436	10,481	9,140	11,144	13,851	14,189	4,703	1,897	1,233	1,951	138,083
Percentil 50%	8,166	13,141	19,443	13,874	15,992	16,325	19,439	16,667	7,243	3,270	1,803	2,901	165,333
Desviación típica	8,518	10,656	13,460	13,168	7,698	10,346	11,313	13,825	8,241	3,989	8,332	1,946	43,869
Coef. variación	0,819	0,669	0,616	0,687	0,505	0,603	0,531	0,636	0,880	0,868	1,840	0,561	0,266



3304. Acuífero de Garganchón

(hm ²)	Oct	Nov	Dic	Ene	Feb	Mar	Abr	May	Jun	Jul	Ago	Sep	Total
1940/41	1,299	1,489	0,548	1,870	5,740	5,126	4,959	9,973	4,707	1,351	0,945	0,309	38,317
1941/42	0,098	1,519	0,209	1,173	0,381	3,403	5,824	2,662	3,677	0,366	0,717	0,271	20,301
1942/43	0,568	0,269	1,504	3,118	0,965	0,830	1,719	0,748	0,186	0,990	0,103	1,258	12,258
1943/44	0,405	0,797	1,193	0,421	0,421	1,061	3,096	2,012	1,667	0,537	0,365	0,910	12,885
1944/45	0,612	0,950	1,584	0,157	2,190	2,182	1,270	1,656	0,660	0,369	2,770	0,069	14,470
1945/46	0,377	0,750	2,966	0,366	0,414	1,188	7,287	6,076	0,823	0,355	0,292	0,159	21,054
1946/47	0,056	0,280	0,829	1,277	4,384	10,931	2,997	4,072	2,241	0,641	1,525	1,156	30,389
1947/48	0,421	0,983	2,450	10,129	1,454	2,286	3,772	5,112	0,436	0,763	0,312	0,181	28,299
1948/49	0,462	0,403	1,953	1,060	0,639	2,969	2,105	2,141	1,444	0,546	0,399	2,729	16,851
1949/50	0,315	1,255	1,114	0,584	2,566	1,489	1,891	3,811	2,017	0,266	0,202	0,081	15,592
1950/51	0,261	1,048	3,144	3,051	3,566	5,485	3,878	4,816	4,033	0,824	0,943	0,217	31,266
1951/52	0,574	4,476	1,512	0,992	1,536	6,723	3,465	2,939	0,956	6,275	0,811	0,331	30,590
1952/53	0,340	0,968	1,506	0,592	1,111	0,642	2,037	0,619	4,019	0,251	0,131	0,326	12,542
1953/54	1,148	0,137	0,890	0,981	1,556	3,863	1,262	3,174	2,056	0,375	0,725	0,244	16,411
1954/55	0,176	1,095	0,288	3,670	3,524	2,051	2,569	2,216	2,623	0,808	0,207	0,479	19,706
1955/56	0,911	1,170	3,970	2,841	0,232	5,788	5,703	4,092	1,636	0,552	0,614	0,468	27,978
1956/57	0,184	0,844	0,445	0,185	3,377	2,529	1,701	3,276	3,314	0,400	0,210	0,345	16,809
1957/58	0,250	0,690	0,860	1,601	2,772	5,165	2,300	2,064	4,039	1,162	0,587	0,501	21,992
1958/59	0,584	0,676	5,488	2,736	0,634	5,697	4,155	3,895	2,077	0,608	1,684	2,025	30,260
1959/60	1,395	2,824	7,690	4,124	4,783	8,169	2,392	4,359	1,786	0,625	0,294	0,834	39,276
1960/61	2,975	3,326	3,982	1,511	1,549	1,763	4,218	6,200	1,780	2,032	0,423	1,090	30,850
1961/62	1,266	6,191	5,367	6,220	3,287	7,966	6,003	4,186	2,358	0,524	0,255	0,683	44,306
1962/63	0,533	1,013	0,755	5,426	1,289	8,111	4,283	1,481	4,623	0,669	0,194	3,169	31,546
1963/64	0,246	4,468	1,736	0,520	8,925	6,910	3,927	1,046	1,576	0,595	0,242	0,300	30,492
1964/65	0,445	0,336	1,677	2,903	0,798	5,364	2,270	0,918	0,455	0,157	0,098	2,108	17,528
1965/66	1,090	4,561	5,226	5,545	13,329	0,756	7,194	3,170	3,686	0,551	0,202	0,202	45,510
1966/67	2,504	3,382	1,316	2,837	2,071	4,727	2,590	3,419	1,188	0,351	0,475	0,281	25,142
1967/68	0,751	6,077	3,168	1,900	5,129	3,903	2,964	5,295	0,854	0,337	0,248	0,123	30,751
1968/69	0,086	0,699	2,866	1,301	1,585	6,869	6,896	8,829	1,949	0,806	0,215	2,311	31,414
1969/70	0,173	1,129	2,333	11,801	2,508	1,412	0,968	1,174	2,131	0,226	1,361	0,112	25,328
1970/71	0,903	1,154	1,256	1,243	1,635	1,320	6,112	8,542	4,688	2,011	0,917	1,006	30,786
1971/72	0,961	1,643	2,743	2,929	10,393	9,055	8,447	9,432	4,806	1,988	1,084	1,038	54,518
1972/73	2,713	2,358	3,455	3,592	2,947	4,172	4,565	5,131	3,651	1,669	1,995	2,242	38,492
1973/74	1,694	1,334	1,622	1,813	1,284	2,962	4,981	5,241	2,118	3,524	2,487	1,449	30,508
1974/75	0,321	1,090	0,550	1,724	1,836	1,884	2,748	1,262	1,674	1,334	0,978	0,612	16,012
1975/76	0,836	0,987	1,197	1,252	1,764	1,807	1,675	1,803	0,560	1,182	1,977	0,941	15,983
1976/77	1,848	2,667	2,151	6,085	3,672	2,775	3,100	7,324	6,854	2,989	3,705	1,791	44,962
1977/78	1,890	1,270	3,240	2,907	10,563	8,641	6,929	7,834	4,295	1,803	1,259	1,117	51,747
1978/79	0,690	0,565	5,120	5,942	9,593	7,795	6,023	4,854	2,957	1,029	0,757	0,586	45,912
1979/80	1,643	6,400	4,073	5,024	3,758	3,766	7,855	8,930	5,112	1,610	0,847	0,243	49,261
1980/81	0,484	1,339	3,016	5,822	2,042	8,334	6,128	9,447	2,016	1,622	0,582	0,378	41,209
1981/82	0,239	0,305	2,964	3,287	2,205	2,845	2,101	1,991	0,938	1,586	0,525	0,755	19,740
1982/83	1,127	2,988	3,984	1,355	2,562	3,661	4,905	8,736	2,071	2,374	2,474	2,386	38,624
1983/84	1,360	1,571	2,631	3,330	3,073	3,714	6,394	3,825	5,004	1,867	1,600	1,255	35,624
1984/85	1,655	5,526	3,034	2,571	5,136	3,073	7,078	5,386	1,018	1,845	0,200	0,094	36,616
1985/86	0,181	0,358	1,002	1,083	2,100	2,534	2,312	4,174	0,948	0,404	0,199	0,221	15,517
1986/87	0,303	0,289	0,693	1,923	2,662	2,753	7,110	1,360	0,712	0,702	0,419	0,263	19,188
1987/88	0,769	1,225	2,419	4,257	6,116	2,131	17,863	7,899	3,046	2,053	0,666	0,475	48,919
1988/89	0,398	0,392	0,254	0,402	0,494	1,220	1,882	3,295	1,453	0,591	0,250	0,213	10,844
1989/90	0,277	0,336	3,348	2,012	1,315	1,531	2,811	5,417	2,923	0,592	0,265	0,146	20,972
1990/91	0,477	1,164	1,003	1,799	1,179	8,369	8,589	6,032	2,681	1,235	0,515	0,465	33,506
1991/92	0,773	1,950	1,727	0,130	1,843	6,151	8,911	3,571	5,808	3,731	0,638	0,615	35,848
1992/93	1,893	3,481	4,220	2,735	1,196	3,189	4,105	5,941	5,039	2,490	1,195	1,318	36,804
1993/94	4,066	3,430	3,339	5,196	3,271	4,105	1,787	3,750	1,363	0,521	0,480	0,369	31,677
1994/95	0,702	2,655	1,109	6,561	4,313	3,961	1,764	2,144	0,836	0,561	0,613	0,572	25,791
1995/96	0,149	2,408	7,955	9,652	3,398	4,807	6,916	3,938	1,419	1,068	1,110	0,697	43,519
1996/97	0,731	3,274	17,185	10,190	4,992	2,027	1,371	2,079	5,265	2,624	1,126	0,856	51,719
1997/98	0,850	7,288	9,980	1,947	0,902	0,756	1,608	2,718	1,533	0,274	0,037	0,285	28,177
1998/99	1,409	1,137	1,559	1,739	1,901	3,415	3,532	3,176	1,182	0,586	0,737	0,399	20,773
1999/00	1,683	1,666	4,795	1,931	1,764	1,015	6,009	2,830	1,434	0,656	0,368	0,156	24,308
2000/01	0,320	2,816	5,236	10,491	7,336	15,429	3,528	2,378	0,707	0,271	0,119	0,086	48,714
2001/02	0,202	0,277	0,278	1,130	1,335	3,201	3,103	4,362	2,658	0,785	0,189	0,271	17,789
2002/03	2,142	3,658	7,660	6,839	5,580	5,934	4,206	10,168	2,900	1,680	0,827	1,053	52,646
2003/04	2,015	4,236	2,838	4,100	2,330	3,574	3,723	5,829	2,844	0,632	0,344	0,196	32,661
2004/05	0,243	1,184	1,030	1,275	1,235	4,607	4,535	2,112	0,577	0,243	0,184	0,130	17,356
2005/06	0,449	4,313	4,272	3,904	2,264	12,394	8,851	5,219	2,624	1,426	1,695	0,941	48,353

3304. Acuífero de Garganchón

1940/2005
(hm³)

Serie completa

	Oct	Nov	Dic	Ene	Feb	Mar	Abr	May	Jun	Jul	Ago	Sep	Total
Máximo	4,066	7,288	17,185	11,801	13,329	15,429	17,863	10,168	6,854	6,275	3,705	3,169	54,518
Mínimo	0,056	0,137	0,209	0,130	0,232	0,642	0,968	0,619	0,186	0,157	0,037	0,069	10,844
Media	0,892	2,008	2,902	3,168	3,071	4,307	4,383	4,251	2,435	1,150	0,771	0,741	30,079

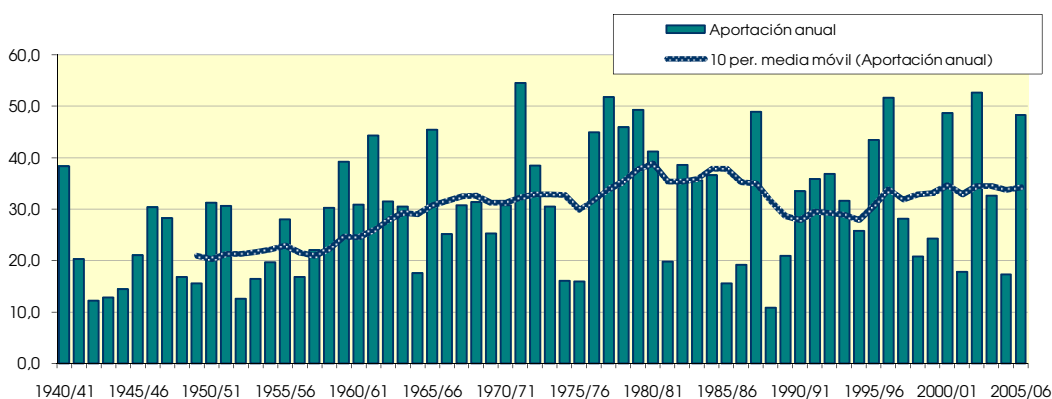
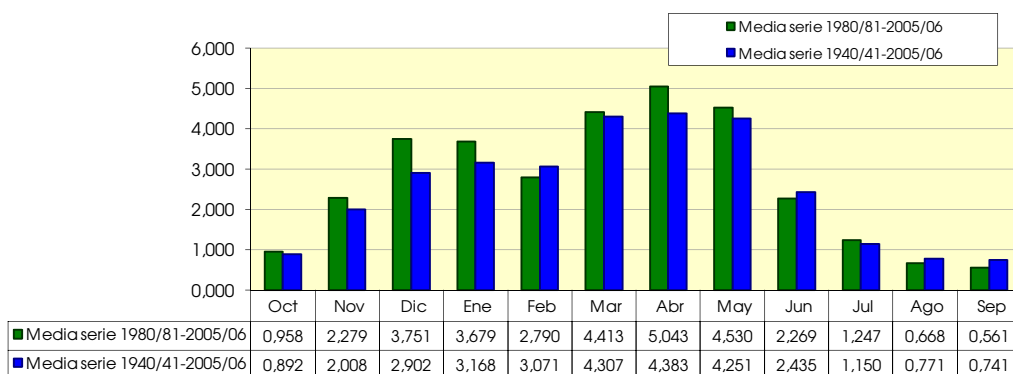
Percentil 1%	0,076	0,222	0,239	0,147	0,329	0,716	1,159	0,703	0,348	0,202	0,077	0,077	11,763
Percentil 5%	0,155	0,282	0,327	0,375	0,439	0,876	1,430	1,078	0,564	0,255	0,122	0,099	13,281
Percentil 10%	0,182	0,336	0,621	0,552	0,719	1,204	1,710	1,420	0,709	0,306	0,192	0,138	15,787
Percentil 25%	0,316	0,809	1,133	1,258	1,320	2,071	2,303	2,162	1,232	0,528	0,249	0,243	19,715
Percentil 50%	0,598	1,240	2,376	2,291	2,198	3,617	3,825	3,860	2,064	0,732	0,554	0,472	30,500
Desviación típica	0,798	1,743	2,716	2,744	2,689	3,005	2,758	2,463	1,554	1,039	0,728	0,713	11,999
Coef. variación	0,894	0,868	0,936	0,866	0,876	0,698	0,629	0,579	0,638	0,904	0,944	0,962	0,399

1980/2005
(hm³)

Serie para asignación y reserva

	Oct	Nov	Dic	Ene	Feb	Mar	Abr	May	Jun	Jul	Ago	Sep	Total
Máximo	4,066	7,288	17,185	10,491	7,336	15,429	17,863	10,168	5,808	3,731	2,474	2,386	52,646
Mínimo	0,149	0,277	0,254	0,130	0,494	0,756	1,371	1,360	0,577	0,243	0,037	0,086	10,844
Media	0,958	2,279	3,751	3,679	2,790	4,413	5,043	4,530	2,269	1,247	0,668	0,561	32,188

Percentil 1%	0,157	0,280	0,260	0,198	0,596	0,820	1,430	1,518	0,610	0,250	0,057	0,088	12,012
Percentil 5%	0,186	0,293	0,382	0,572	0,971	1,066	1,647	2,013	0,708	0,271	0,135	0,103	15,976
Percentil 10%	0,221	0,320	0,847	1,106	1,187	1,375	1,775	2,096	0,774	0,339	0,187	0,138	17,573
Percentil 25%	0,307	1,144	1,221	1,754	1,442	2,589	2,437	2,746	1,059	0,587	0,253	0,215	20,823
Percentil 50%	0,716	1,808	2,990	2,653	2,235	3,495	4,155	3,882	1,774	0,926	0,520	0,388	33,083
Desviación típica	0,891	1,787	3,655	2,964	1,769	3,420	3,532	2,397	1,529	0,893	0,572	0,514	12,319
Coef. variación	0,930	0,784	0,974	0,805	0,634	0,775	0,700	0,529	0,674	0,716	0,857	0,917	0,383



3305. Acuífero de Jurásico Glera

(hm ²)	Oct	Nov	Dic	Ene	Feb	Mar	Abr	May	Jun	Jul	Ago	Sep	Total
1940/41	0.606	1.097	0.022	0.000	2.988	3.767	1.496	3.080	1.823	0.838	0.412	0.427	16.554
1941/42	0.103	0.916	0.014	0.042	0.000	2.424	2.492	0.835	1.285	0.083	0.873	0.442	9.510
1942/43	0.613	0.542	1.395	2.494	0.481	0.501	1.293	0.394	0.101	0.423	0.081	0.320	8.638
1943/44	0.495	0.734	0.808	0.404	0.022	0.861	1.942	0.902	0.648	0.198	0.360	0.368	7.742
1944/45	0.451	0.628	0.795	0.000	1.195	1.393	0.871	0.518	0.455	0.107	1.252	0.004	7.670
1945/46	0.281	0.668	2.276	0.023	0.466	1.124	2.210	2.177	0.357	0.041	0.272	0.097	9.993
1946/47	0.152	0.590	0.711	0.330	1.321	5.391	1.529	1.136	0.592	0.056	0.459	0.332	12.598
1947/48	0.222	0.656	0.894	4.687	0.403	0.626	1.223	1.267	0.080	0.057	0.107	0.024	10.248
1948/49	0.258	0.237	0.906	0.427	0.203	0.611	1.184	1.077	0.687	0.023	0.227	0.697	6.536
1949/50	0.087	0.618	0.519	0.488	1.367	0.564	1.104	1.491	0.042	0.096	0.066	0.116	6.558
1950/51	0.207	0.579	1.742	1.372	2.060	2.682	1.518	2.007	1.276	0.418	0.410	0.112	14.384
1951/52	0.467	1.818	0.968	0.266	0.354	2.119	1.738	0.342	0.189	1.038	0.338	0.167	9.805
1952/53	0.159	0.772	0.953	0.118	0.323	0.232	0.754	0.034	1.334	0.004	0.040	0.024	4.748
1953/54	0.916	0.088	0.595	0.116	0.500	1.179	0.922	1.487	0.579	0.171	0.325	0.077	6.956
1954/55	0.239	0.901	0.263	2.590	1.280	0.840	1.276	0.160	1.082	0.564	0.121	0.184	9.499
1955/56	0.422	0.255	2.145	1.786	0.000	1.735	1.630	1.800	0.423	0.125	0.328	0.130	10.779
1956/57	0.221	0.616	0.172	0.011	1.517	0.718	0.987	1.052	1.266	0.006	0.004	0.091	6.661
1957/58	0.140	0.359	0.305	0.632	1.186	0.878	0.449	0.689	1.028	0.250	0.437	0.319	6.671
1958/59	0.298	0.434	2.459	1.151	0.232	2.079	1.437	0.935	0.498	0.239	0.331	0.740	10.832
1959/60	0.638	1.283	2.171	1.275	1.277	2.417	1.010	1.059	0.534	0.081	0.076	0.325	12.145
1960/61	1.414	1.377	1.172	0.266	0.652	0.521	1.132	0.866	0.250	0.062	0.126	0.350	8.187
1961/62	0.435	1.511	1.320	1.652	0.927	0.893	1.807	0.940	0.698	0.088	0.029	0.140	10.440
1962/63	0.258	0.401	0.169	0.340	0.000	2.242	1.282	0.315	0.858	0.103	0.050	0.510	6.527
1963/64	0.144	1.405	0.111	0.065	1.668	1.028	0.869	0.272	0.230	0.262	0.032	0.050	6.136
1964/65	0.206	0.190	0.379	0.522	0.001	1.427	0.898	0.075	0.062	0.017	0.066	0.651	4.493
1965/66	0.986	3.889	3.756	3.818	3.036	1.802	3.175	0.968	0.379	0.104	0.024	0.037	21.974
1966/67	2.131	2.298	0.176	0.078	0.372	1.875	1.023	0.604	0.445	0.171	0.119	0.315	9.605
1967/68	0.821	2.908	0.836	0.570	0.521	0.668	1.377	0.726	0.180	0.163	0.078	0.131	8.979
1968/69	0.161	0.252	2.341	3.041	1.440	2.128	3.654	1.824	0.204	0.055	0.056	1.116	16.272
1969/70	0.309	0.697	0.945	2.171	0.672	0.508	1.756	2.132	0.587	0.063	0.113	0.236	10.190
1970/71	0.191	1.201	0.364	0.039	0.804	0.273	2.864	2.481	1.629	0.803	0.073	0.047	10.769
1971/72	0.243	1.183	1.066	0.048	2.150	2.335	1.255	1.812	1.064	0.445	0.694	0.736	13.031
1972/73	0.416	1.039	0.945	1.177	0.598	0.772	0.991	1.792	2.125	0.545	0.056	0.019	10.477
1973/74	0.322	0.460	1.127	2.422	0.572	1.913	2.226	3.681	1.335	0.988	0.260	0.171	15.477
1974/75	0.324	1.179	0.673	0.733	0.687	0.560	2.177	1.243	0.630	0.542	0.319	0.196	9.263
1975/76	0.201	0.308	0.257	0.108	0.388	0.133	1.070	1.317	0.520	0.498	0.061	0.240	5.100
1976/77	0.791	1.238	1.469	1.388	1.410	1.137	0.938	1.641	1.010	0.731	0.230	0.063	12.047
1977/78	0.626	0.198	0.960	0.668	1.812	1.140	0.544	1.050	0.572	0.503	0.180	0.128	8.382
1978/79	0.039	0.073	1.673	1.486	1.523	1.298	0.532	1.738	1.241	0.441	0.212	0.123	10.380
1979/80	0.410	0.832	0.911	0.793	0.498	0.815	0.537	1.435	1.048	0.408	0.203	0.216	8.106
1980/81	0.170	0.395	0.691	0.230	0.649	1.254	1.798	0.892	0.284	0.275	0.164	0.174	6.976
1981/82	0.400	0.098	1.271	1.698	0.738	0.463	1.416	0.663	0.223	0.142	0.052	0.154	7.316
1982/83	0.316	0.722	1.039	0.506	0.423	0.528	0.593	1.084	0.366	0.192	0.218	0.166	6.152
1983/84	0.167	0.180	0.532	0.765	0.518	0.668	1.752	1.160	1.216	0.398	0.186	0.115	7.656
1984/85	0.229	1.631	2.282	0.047	2.757	1.319	1.781	1.860	1.057	0.377	0.063	0.013	13.419
1985/86	0.077	0.319	1.073	0.924	0.265	1.811	1.391	3.420	0.606	0.176	0.115	0.458	10.636
1986/87	0.422	0.524	1.074	0.896	0.815	0.938	1.280	0.357	0.186	0.988	0.101	0.073	7.652
1987/88	0.723	0.669	1.295	2.419	0.942	0.694	3.273	0.893	1.587	0.538	0.081	0.112	13.226
1988/89	0.021	0.055	0.042	0.021	0.075	0.466	0.684	0.603	0.293	0.081	0.031	0.067	2.439
1989/90	0.090	0.090	0.488	0.339	0.884	0.271	0.852	0.809	0.530	0.062	0.160	0.036	4.610
1990/91	0.381	0.544	0.635	1.367	0.053	1.718	2.129	2.412	1.044	0.121	0.054	0.502	10.961
1991/92	0.224	0.999	0.714	0.022	0.476	1.660	2.155	1.795	1.538	0.895	0.398	0.433	11.309
1992/93	0.880	1.354	1.901	0.955	0.445	0.554	1.007	1.318	0.389	0.144	0.035	0.077	9.058
1993/94	1.224	0.976	0.838	1.427	0.990	1.402	0.720	1.279	0.382	0.281	0.074	0.060	9.652
1994/95	0.334	0.598	0.554	1.770	1.429	1.114	0.861	1.138	0.505	0.273	0.235	0.193	9.005
1995/96	0.394	0.932	3.489	2.099	0.108	0.806	1.384	0.904	1.104	0.185	0.073	0.125	11.604
1996/97	0.326	1.369	2.823	0.909	0.707	0.390	0.185	0.388	0.668	0.543	0.362	0.402	9.071
1997/98	0.306	2.043	2.454	1.001	0.678	0.556	1.217	1.503	1.294	0.218	0.237	0.153	11.660
1998/99	0.469	0.529	0.752	0.545	0.669	0.987	1.018	1.486	0.734	0.214	0.193	0.116	7.711
1999/00	0.714	0.486	1.634	0.079	0.996	0.548	1.768	1.647	0.721	0.104	0.073	0.114	8.884
2000/01	0.169	2.383	2.533	2.858	1.705	4.296	1.326	1.143	0.556	0.270	0.073	0.090	17.402
2001/02	0.363	0.373	0.033	0.559	0.566	1.380	0.917	0.803	0.766	1.608	4.065	0.236	11.670
2002/03	0.588	1.104	1.940	1.096	0.479	1.830	1.340	1.583	0.443	0.105	0.078	0.106	10.691
2003/04	0.309	1.231	1.191	1.530	0.873	0.789	1.134	1.548	0.593	0.275	0.092	0.046	9.610
2004/05	0.256	0.614	0.404	0.456	2.300	1.091	1.203	0.665	0.200	0.094	0.049	0.045	7.378
2005/06	0.170	0.609	0.846	0.390	0.246	2.035	1.709	0.953	0.252	0.117	0.137	0.239	7.703

3305. Acuífero de Jurásico Glera

1940/2005
(hm³)

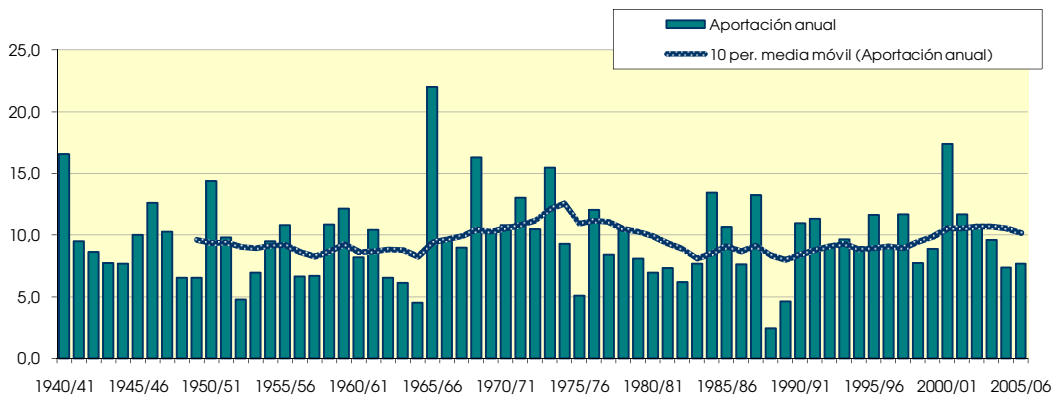
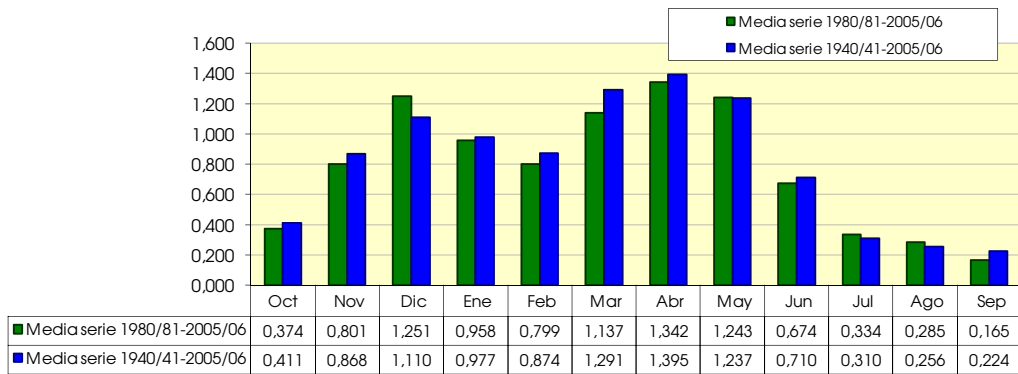
Serie completa

	Oct	Nov	Dic	Ene	Feb	Mar	Abr	May	Jun	Jul	Ago	Sep	Total
Máximo	2,131	3,889	3,756	4,687	3,036	5,391	3,654	3,681	2,125	1,608	4,065	1,116	21,974
Mínimo	0,021	0,055	0,014	0,000	0,000	0,133	0,185	0,034	0,042	0,004	0,004	0,004	2,439
Media	0,411	0,868	1,110	0,977	0,874	1,291	1,395	1,237	0,710	0,310	0,256	0,224	9,664
Percentil 1%	0,033	0,067	0,019	0,000	0,000	0,198	0,357	0,060	0,055	0,005	0,017	0,010	3,774
Percentil 5%	0,088	0,092	0,059	0,022	0,007	0,302	0,539	0,283	0,121	0,028	0,031	0,024	4,836
Percentil 10%	0,142	0,194	0,174	0,041	0,091	0,484	0,702	0,372	0,195	0,057	0,045	0,041	6,340
Percentil 25%	0,202	0,409	0,538	0,239	0,408	0,615	0,950	0,804	0,370	0,097	0,068	0,080	7,653
Percentil 50%	0,312	0,662	0,928	0,650	0,671	1,060	1,278	1,110	0,590	0,195	0,120	0,147	9,505
Desviación típica	0,350	0,699	0,838	0,996	0,717	0,956	0,677	0,738	0,473	0,310	0,520	0,214	3,332
Coef. variación	0,853	0,806	0,755	1,019	0,820	0,741	0,485	0,596	0,666	0,998	2,030	0,954	0,345

1980/2005
(hm³)

Serie para asignación y reserva

	Oct	Nov	Dic	Ene	Feb	Mar	Abr	May	Jun	Jul	Ago	Sep	Total
Máximo	1,224	2,383	3,489	2,858	2,757	4,296	3,273	3,420	1,587	1,608	4,065	0,502	17,402
Mínimo	0,021	0,055	0,033	0,021	0,053	0,271	0,185	0,357	0,186	0,062	0,031	0,013	2,439
Media	0,374	0,801	1,251	0,958	0,799	1,137	1,342	1,243	0,674	0,334	0,285	0,165	9,363
Percentil 1%	0,035	0,064	0,036	0,022	0,059	0,300	0,287	0,365	0,189	0,066	0,032	0,019	2,982
Percentil 5%	0,080	0,092	0,132	0,028	0,083	0,408	0,615	0,442	0,206	0,084	0,038	0,038	4,996
Percentil 10%	0,129	0,139	0,446	0,063	0,177	0,464	0,702	0,633	0,238	0,099	0,050	0,045	6,564
Percentil 25%	0,184	0,418	0,649	0,406	0,453	0,554	0,940	0,829	0,370	0,126	0,073	0,074	7,653
Percentil 50%	0,321	0,612	1,056	0,903	0,674	0,963	1,303	1,141	0,574	0,216	0,096	0,115	9,064
Desviación típica	0,269	0,590	0,886	0,759	0,640	0,820	0,619	0,657	0,413	0,348	0,777	0,136	3,020
Coef. variación	0,719	0,737	0,708	0,792	0,800	0,721	0,461	0,528	0,613	1,044	2,730	0,824	0,323



3306. Embalse de Leiva (río Tirón)

(hm ²)	Oct	Nov	Dic	Ene	Feb	Mar	Abr	May	Jun	Jul	Ago	Sep	Total
1940/41	5,941	4,619	3,446	23,023	29,413	21,835	23,373	68,163	24,339	3,893	2,696	1,107	211,848
1941/42	0,389	4,522	0,803	8,328	2,999	9,266	24,648	7,300	11,269	1,057	2,499	1,090	74,170
1942/43	1,950	1,060	4,437	9,169	3,742	2,296	5,262	1,596	0,619	2,652	0,400	3,831	37,015
1943/44	1,253	2,366	4,208	1,347	2,352	2,931	8,442	5,843	4,283	1,268	1,176	2,690	38,158
1944/45	1,996	2,749	6,294	9,978	5,888	6,359	3,322	4,253	1,755	0,935	7,903	0,264	51,696
1945/46	1,035	2,143	9,191	1,289	0,895	3,090	33,696	24,163	2,219	1,040	1,049	0,522	80,329
1946/47	0,245	0,981	3,184	4,562	26,740	44,745	10,963	18,299	7,008	1,492	3,855	3,070	125,145
1947/48	1,237	3,705	11,719	53,088	5,897	6,920	19,478	20,911	1,430	1,619	0,963	0,522	127,489
1948/49	1,217	1,254	5,321	3,554	1,979	11,313	10,107	14,317	6,496	1,307	1,826	10,074	68,766
1949/50	0,876	3,820	4,993	3,247	10,038	4,629	9,670	14,751	4,932	1,200	0,800	0,602	59,559
1950/51	1,058	3,098	14,158	12,582	18,934	31,188	17,509	22,287	17,181	3,513	3,140	0,943	145,593
1951/52	2,451	14,088	6,841	7,178	6,367	37,573	21,267	10,580	3,637	20,487	2,566	1,324	134,359
1952/53	1,198	4,165	6,767	4,753	7,419	1,898	8,277	1,435	13,665	0,740	0,593	0,821	51,733
1953/54	5,957	0,706	3,805	7,696	8,459	14,059	5,751	18,002	6,094	1,676	2,285	0,899	75,390
1954/55	0,844	3,866	1,459	14,140	18,976	8,940	10,085	8,662	9,646	4,198	0,966	1,620	83,402
1955/56	4,751	3,795	22,444	21,043	10,107	37,905	41,131	29,659	5,334	1,714	2,139	1,335	181,356
1956/57	0,954	5,527	2,081	2,137	14,662	6,776	8,542	17,676	16,436	1,245	0,714	1,135	77,883
1957/58	0,897	2,824	4,058	8,975	11,994	18,566	8,764	7,953	10,917	2,616	2,043	1,482	81,090
1958/59	2,387	3,696	26,174	9,438	2,706	20,824	14,176	18,614	7,636	1,810	5,330	7,001	119,792
1959/60	7,338	13,240	53,323	29,013	37,124	41,331	8,974	17,670	5,837	1,497	0,837	2,147	218,333
1960/61	14,287	15,175	41,738	16,458	7,727	4,088	18,613	24,584	5,691	4,668	1,426	3,669	158,125
1961/62	5,226	41,014	21,624	49,221	37,367	48,323	29,033	20,863	7,358	1,576	0,847	1,840	264,292
1962/63	1,805	3,584	6,269	22,497	5,987	38,724	16,112	4,128	17,363	2,462	0,796	9,644	129,370
1963/64	0,853	16,620	7,738	1,531	39,695	33,659	17,385	3,851	3,961	2,279	0,798	0,813	129,183
1964/65	1,482	1,304	6,800	9,599	5,355	21,134	9,935	2,708	1,203	0,628	0,585	6,021	66,755
1965/66	4,001	15,486	32,615	27,096	67,227	4,189	35,304	13,549	19,010	2,054	0,779	0,622	221,931
1966/67	16,249	21,127	6,384	15,714	10,415	21,225	17,904	17,271	5,583	1,429	1,240	0,767	135,307
1967/68	2,605	45,719	17,767	8,977	31,466	29,700	20,793	27,010	3,615	1,105	1,067	0,484	190,307
1968/69	0,305	2,613	10,642	5,170	6,745	27,527	48,736	22,002	8,182	2,982	0,762	10,699	146,367
1969/70	0,712	4,745	11,982	64,569	17,558	7,169	4,312	3,031	7,477	0,759	3,246	0,407	125,965
1970/71	1,892	3,015	3,692	7,133	5,656	9,880	29,608	57,591	20,342	8,153	2,282	2,232	151,475
1971/72	2,236	9,403	10,365	20,370	64,052	38,633	29,705	32,560	18,579	5,194	3,989	4,801	239,887
1972/73	7,776	7,178	11,538	16,415	20,446	12,268	12,190	23,452	16,599	4,839	4,809	4,060	141,571
1973/74	4,409	4,088	7,229	8,207	11,940	30,346	35,947	18,338	9,224	7,941	8,004	5,628	151,301
1974/75	1,938	4,196	1,747	6,506	5,924	12,538	28,608	25,763	8,314	3,727	2,409	1,443	103,115
1975/76	2,130	5,872	9,140	5,212	6,662	4,996	21,563	5,334	2,038	4,481	5,350	2,384	75,165
1976/77	4,137	7,672	14,161	24,525	15,534	11,624	16,373	42,551	45,276	18,119	8,841	5,049	213,863
1977/78	4,977	3,573	14,956	33,831	52,130	32,455	56,291	40,255	26,343	5,498	3,357	2,993	276,659
1978/79	2,441	2,057	19,778	40,404	52,894	50,758	29,762	18,598	9,628	3,524	2,011	2,641	234,496
1979/80	9,690	22,855	17,433	21,274	19,554	37,787	28,098	48,758	20,027	4,252	2,158	0,730	232,615
1980/81	1,280	5,896	15,871	25,979	14,149	21,442	42,732	22,146	5,565	3,448	1,762	1,548	161,820
1981/82	1,041	1,093	16,519	14,614	9,476	10,173	8,701	7,869	5,027	3,356	2,778	1,577	82,224
1982/83	3,809	12,022	20,623	6,161	12,165	11,551	26,998	27,084	6,905	5,065	28,811	6,434	167,628
1983/84	4,321	3,989	11,432	9,106	25,816	19,393	25,612	38,921	20,958	5,399	4,234	3,333	172,513
1984/85	4,972	33,563	10,208	18,948	22,799	22,105	29,537	26,933	5,767	6,327	0,710	0,390	182,260
1985/86	0,682	4,132	2,641	6,842	15,986	12,243	20,558	15,040	3,038	1,213	0,605	1,060	84,039
1986/87	1,201	1,117	2,541	7,584	17,283	13,705	21,780	4,450	3,054	2,562	1,316	0,751	77,344
1987/88	4,041	4,948	10,201	20,401	28,183	10,537	115,812	41,048	18,901	8,381	2,410	1,901	266,764
1988/89	1,571	1,268	1,286	1,101	1,573	3,058	10,676	10,499	3,818	2,148	0,600	0,594	38,192
1989/90	0,592	1,093	13,368	9,264	3,332	4,276	15,826	18,268	8,500	1,235	0,661	0,473	76,888
1990/91	2,108	4,426	8,946	14,485	19,220	31,250	45,505	24,032	6,227	2,548	1,289	1,421	161,458
1991/92	2,367	7,121	4,049	0,764	4,873	24,083	27,348	11,327	44,814	13,837	2,627	1,623	144,832
1992/93	18,975	8,951	17,320	6,198	12,068	17,251	18,298	25,216	20,898	6,264	3,395	4,206	159,040
1993/94	13,089	9,127	10,919	24,190	16,925	12,102	6,976	11,995	4,644	1,240	1,021	1,001	113,229
1994/95	2,298	6,871	6,864	25,379	21,589	12,084	5,799	8,084	2,440	1,408	1,222	2,240	96,278
1995/96	0,363	5,297	34,269	35,600	23,521	22,006	24,593	14,174	3,858	3,428	2,744	1,483	171,336
1996/97	1,914	10,101	71,486	39,197	12,762	5,381	5,154	19,745	19,673	8,554	6,609	2,360	202,935
1997/98	2,378	38,762	34,302	10,015	5,900	5,611	17,926	15,890	4,617	1,130	0,194	0,939	137,664
1998/99	3,207	3,178	3,823	7,013	10,593	12,320	11,077	11,938	3,512	3,366	1,641	1,687	73,355
1999/00	5,863	6,670	16,249	7,717	5,127	4,535	25,020	10,597	4,243	1,653	0,864	0,487	89,025
2000/01	0,957	10,612	17,183	50,300	24,532	66,961	10,753	7,259	1,734	0,823	0,447	0,296	191,856
2001/02	0,639	2,052	0,877	3,440	3,647	8,371	10,709	24,093	10,257	2,235	2,270	0,709	69,299
2002/03	10,639	13,855	26,800	43,817	23,132	16,933	21,350	45,032	8,007	4,240	2,166	2,622	218,592
2003/04	11,614	12,261	10,077	23,773	13,086	19,954	16,936	26,906	8,291	1,637	0,819	0,847	146,201
2004/05	0,961	4,672	5,353	5,228	4,610	12,488	14,490	7,292	1,577	0,693	0,462	0,391	58,216
2005/06	6,745	30,794	16,593	13,373	15,982	39,108	33,153	12,049	9,052	4,790	3,304	2,882	187,826

3306. Embalse de Leiva (río Tirón)

1940/2005
(hm³)

Serie completa

	Oct	Nov	Dic	Ene	Feb	Mar	Abr	May	Jun	Jul	Ago	Sep	Total
Máximo	18,975	45,719	71,486	64,569	67,227	66,961	115,812	68,163	45,276	20,487	28,811	10,699	276,659
Mínimo	0,245	0,706	0,803	0,764	0,895	1,898	3,322	1,435	0,619	0,628	0,194	0,264	37,015
Media	3,648	8,536	13,002	16,208	16,354	18,915	21,409	19,276	9,878	3,615	2,629	2,313	135,783

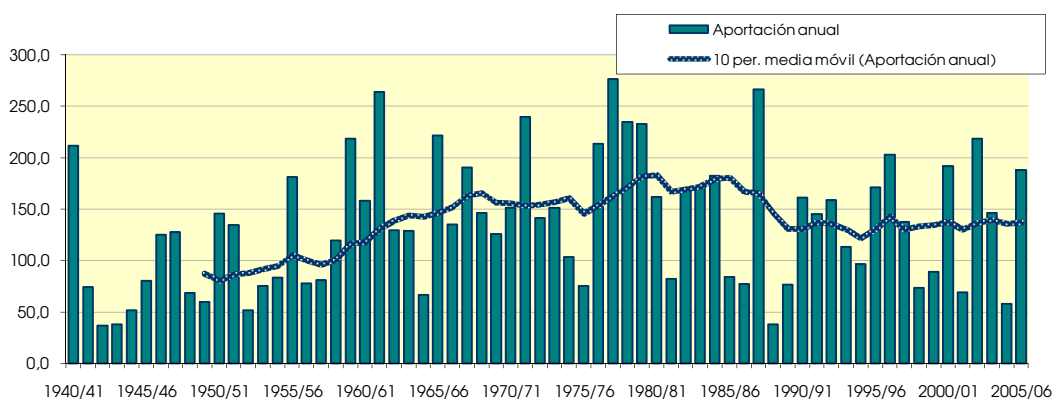
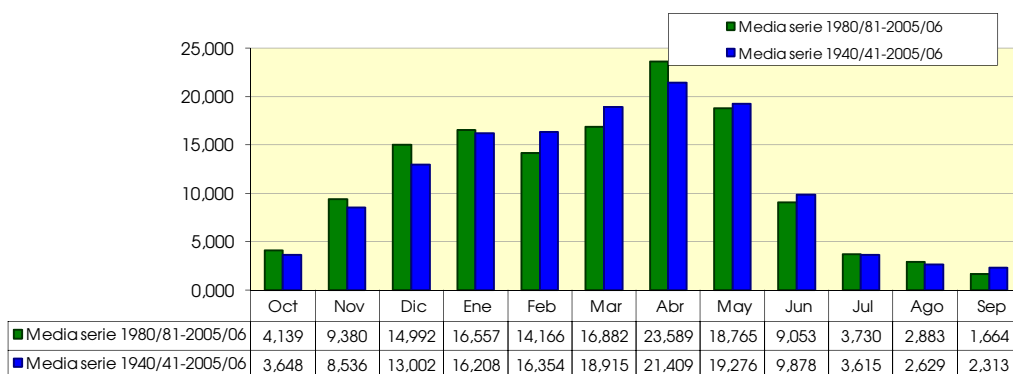
Percentil 1%	0,284	0,885	0,851	0,983	1,336	2,157	3,966	1,539	0,999	0,670	0,328	0,285	37,758
Percentil 5%	0,440	1,093	1,531	1,393	2,440	3,066	5,384	3,236	1,616	0,775	0,492	0,395	51,705
Percentil 10%	0,697	1,261	2,591	3,343	3,489	4,232	7,626	4,352	2,128	1,049	0,603	0,485	63,157
Percentil 25%	1,045	3,035	4,576	6,590	5,906	7,470	10,249	9,121	4,031	1,332	0,823	0,778	78,495
Percentil 50%	2,119	4,570	10,139	9,788	12,116	13,121	18,112	17,839	6,957	2,505	1,794	1,483	134,833
Desviación típica	4,004	9,888	12,607	14,259	14,471	14,304	16,556	13,565	8,990	3,703	3,783	2,345	62,628
Coef. variación	1,098	1,158	0,970	0,880	0,885	0,756	0,773	0,704	0,910	1,024	1,439	1,014	0,461

1980/2005
(hm³)

Serie para asignación y reserva

	Oct	Nov	Dic	Ene	Feb	Mar	Abr	May	Jun	Jul	Ago	Sep	Total
Máximo	18,975	38,762	71,486	50,300	28,183	66,961	115,812	45,032	44,814	13,837	28,811	6,434	266,764
Mínimo	0,363	1,093	0,877	0,764	1,573	3,058	5,154	4,450	1,577	0,693	0,194	0,296	38,192
Media	4,139	9,380	14,992	16,557	14,166	16,882	23,589	18,765	9,053	3,730	2,883	1,664	135,801

Percentil 1%	0,420	1,093	0,980	0,848	2,013	3,362	5,315	5,152	1,616	0,725	0,257	0,320	43,198
Percentil 5%	0,603	1,099	1,600	1,685	3,411	4,341	6,094	7,267	1,910	0,900	0,451	0,391	60,987
Percentil 10%	0,660	1,192	2,591	4,334	4,128	4,958	7,839	7,580	2,739	1,172	0,531	0,432	71,327
Percentil 25%	1,081	4,025	5,731	6,885	6,794	10,264	10,834	10,779	3,828	1,465	0,738	0,720	82,678
Percentil 50%	2,333	6,283	11,175	11,694	13,617	12,404	19,428	15,465	5,666	2,959	1,479	1,452	145,516
Desviación típica	4,616	9,957	14,644	13,524	7,867	13,290	21,526	10,915	9,378	3,042	5,481	1,388	57,542
Coef. variación	1,115	1,062	0,977	0,817	0,555	0,787	0,913	0,582	1,036	0,816	1,901	0,835	0,424



3307. Embalse de Posadas (río Glera)

(hm ³)	Oct	Nov	Dic	Ene	Feb	Mar	Abr	May	Jun	Jul	Ago	Sep	Total
1940/41	4,264	6,661	1,215	2,410	18,615	23,598	11,335	18,555	9,395	4,032	2,145	2,281	104,507
1941/42	0,368	5,074	0,509	1,814	0,317	12,307	14,956	3,275	7,360	0,388	6,508	2,843	55,718
1942/43	3,522	2,703	7,432	14,571	3,186	2,534	7,543	1,487	0,528	2,957	0,469	2,050	48,983
1943/44	2,608	4,303	4,884	2,063	0,893	5,040	11,151	4,068	3,358	1,064	2,374	2,183	43,990
1944/45	2,697	3,541	5,139	0,000	6,264	7,546	4,766	2,019	3,057	0,586	9,443	0,023	45,080
1945/46	1,634	3,762	14,190	1,614	2,349	8,152	13,287	14,726	1,870	0,135	1,863	0,498	64,081
1946/47	0,765	3,317	3,385	2,813	10,753	36,042	9,828	7,534	3,798	0,384	3,525	2,343	84,488
1947/48	1,134	3,403	5,788	30,087	2,059	2,985	7,277	8,271	0,419	0,338	0,799	0,120	62,680
1948/49	1,407	1,105	5,184	2,414	0,864	4,466	8,406	8,400	4,918	0,274	2,714	5,243	45,394
1949/50	0,639	4,577	4,361	4,678	10,751	3,877	8,258	11,977	0,519	1,067	1,078	1,049	52,830
1950/51	1,675	4,328	14,110	11,557	18,362	20,146	8,565	14,545	8,131	2,963	4,305	1,008	109,695
1951/52	3,608	12,674	7,303	3,726	2,727	14,506	12,497	2,273	1,636	8,026	3,882	1,505	74,362
1952/53	1,279	5,625	7,055	2,256	2,550	1,921	5,471	0,254	9,636	0,075	0,681	0,300	37,103
1953/54	6,986	1,133	4,990	2,226	4,352	9,875	7,376	11,579	4,061	1,596	3,582	0,777	58,532
1954/55	1,900	6,262	2,458	18,129	11,644	8,279	7,944	0,728	7,399	4,362	1,437	1,568	72,109
1955/56	3,247	2,095	15,325	12,839	0,000	16,084	12,368	12,722	2,276	0,769	3,244	1,068	82,039
1956/57	1,751	5,194	1,956	1,376	11,804	4,690	7,237	8,320	8,934	0,095	0,141	0,849	52,348
1957/58	1,136	2,968	2,449	5,251	9,678	8,469	4,490	1,985	5,426	0,935	2,838	1,057	46,681
1958/59	1,403	3,604	17,749	6,976	0,541	9,833	6,706	5,960	3,258	1,770	1,752	4,720	64,273
1959/60	4,250	6,672	15,257	9,266	8,261	12,369	3,201	2,889	2,298	0,200	0,237	1,770	66,670
1960/61	8,681	7,199	8,371	4,006	3,807	3,379	8,280	6,807	2,076	0,815	1,752	2,839	58,015
1961/62	3,324	10,572	9,558	14,218	6,900	10,368	11,826	5,811	4,512	0,571	0,271	1,159	79,090
1962/63	2,048	3,189	2,262	3,867	0,893	17,245	8,721	1,930	6,013	1,067	0,753	4,102	52,090
1963/64	1,103	9,505	1,486	0,966	14,976	9,691	4,966	1,235	1,525	2,097	0,487	0,466	48,501
1964/65	1,641	1,756	3,483	4,626	0,098	11,093	6,770	0,659	0,730	0,322	1,007	4,918	37,103
1965/66	7,280	27,150	27,390	27,540	21,870	21,500	23,620	6,880	3,110	1,210	0,750	0,790	169,090
1966/67	16,220	18,450	1,600	0,720	2,560	13,000	7,460	4,780	3,460	1,770	2,380	3,870	76,270
1967/68	6,490	20,430	7,430	5,470	4,710	4,930	8,360	5,710	1,200	1,000	0,930	0,950	67,610
1968/69	1,550	2,020	17,320	23,030	11,930	18,790	24,960	12,550	1,380	0,450	0,730	8,240	122,950
1969/70	2,460	5,220	7,620	14,960	5,920	5,530	11,840	13,320	4,220	0,510	1,670	2,930	76,200
1970/71	0,879	6,094	1,536	2,330	3,853	4,441	15,911	13,108	7,929	4,123	0,319	0,223	60,747
1971/72	1,304	7,403	5,278	2,153	15,402	13,937	7,072	8,346	4,973	1,949	4,293	4,959	77,067
1972/73	2,000	5,344	4,917	6,302	4,065	4,744	4,744	7,181	12,422	2,356	1,302	0,224	55,599
1973/74	2,054	4,133	9,689	18,854	4,920	14,514	18,520	22,720	9,000	5,550	1,950	1,450	113,354
1974/75	2,380	7,590	4,700	5,220	3,960	4,940	12,790	7,010	4,490	2,820	1,500	0,910	58,310
1975/76	1,400	2,130	2,780	1,450	3,050	3,360	8,660	8,690	2,570	3,220	0,740	1,570	39,620
1976/77	5,000	6,800	8,090	9,490	8,230	6,200	5,920	9,890	7,280	5,760	5,020	2,140	79,820
1977/78	3,390	2,810	6,800	6,680	13,380	8,670	7,420	8,640	5,250	3,080	2,000	1,160	69,280
1978/79	1,540	1,350	12,080	11,480	14,840	12,040	8,020	7,610	6,430	2,700	1,430	1,170	80,690
1979/80	3,510	7,180	5,920	7,470	7,400	7,350	6,940	8,890	5,640	3,810	1,320	1,610	67,040
1980/81	0,990	2,810	3,630	5,860	6,290	9,870	11,371	5,870	2,590	1,710	1,180	1,540	53,711
1981/82	3,180	0,403	7,870	11,865	5,130	6,860	6,860	4,850	1,750	0,900	0,610	0,660	50,938
1982/83	2,080	4,220	5,810	2,940	2,020	2,660	3,860	7,570	2,190	1,220	1,950	1,360	37,880
1983/84	0,690	0,950	3,330	3,940	3,850	4,720	12,860	10,830	7,760	2,480	1,060	0,660	53,130
1984/85	1,480	12,096	11,460	2,000	16,140	7,823	11,040	11,370	5,600	1,810	0,320	0,068	81,206
1985/86	0,293	2,000	4,385	5,878	3,678	9,870	10,898	17,040	2,823	0,705	0,409	2,634	60,613
1986/87	2,746	3,393	6,374	3,721	5,131	5,090	6,292	2,903	1,120	7,813	0,770	0,630	45,984
1987/88	4,723	4,045	6,930	13,887	4,437	4,873	19,982	7,490	12,731	3,359	0,960	0,947	84,365
1988/89	0,130	0,270	0,220	0,130	0,410	2,450	4,510	2,720	1,620	0,530	0,180	0,310	13,480
1989/90	0,320	0,550	3,420	1,990	3,540	1,360	6,070	4,230	2,820	0,164	0,895	0,250	25,608
1990/91	2,630	3,410	2,525	7,000	3,240	10,920	14,160	14,180	5,210	0,538	0,199	3,039	67,051
1991/92	1,510	6,320	3,030	1,272	2,648	11,845	12,150	8,460	9,620	5,170	3,400	2,820	68,245
1992/93	5,710	7,120	12,780	5,130	2,450	5,240	5,760	7,640	2,110	1,050	0,330	0,500	55,820
1993/94	7,990	5,620	4,400	8,820	5,960	8,000	5,640	7,190	1,920	0,900	0,400	0,310	57,150
1994/95	1,840	3,440	3,530	12,450	8,210	6,400	3,970	4,890	2,440	1,210	1,170	1,660	51,210
1995/96	1,420	4,630	21,370	13,090	4,030	4,190	7,170	4,930	5,290	1,180	0,480	0,510	68,290
1996/97	1,780	7,870	18,070	6,650	3,250	1,940	1,020	2,080	3,460	3,150	2,720	3,150	55,140
1997/98	1,710	13,720	16,230	5,960	3,250	2,800	9,480	8,410	5,710	1,820	1,000	1,000	71,090
1998/99	2,460	3,080	4,080	4,330	3,760	5,900	5,680	8,140	4,490	1,450	1,200	0,770	45,340
1999/00	4,600	3,180	10,770	4,520	4,490	3,020	10,900	8,380	3,390	0,570	0,420	0,740	54,980
2000/01	1,060	15,310	15,910	22,130	10,390	24,960	5,530	5,290	2,000	1,210	0,590	0,370	104,750
2001/02	2,160	2,410	3,270	3,690	3,860	8,600	5,980	6,900	5,000	13,820	31,960	1,670	89,320
2002/03	3,760	7,650	13,580	12,830	7,220	9,090	7,370	11,760	2,550	0,850	0,620	0,680	77,960
2003/04	2,020	7,830	8,050	11,550	5,460	6,380	7,950	10,580	3,040	0,730	0,440	0,400	64,430
2004/05	1,520	4,360	3,380	3,240	2,300	8,200	6,860	3,840	1,010	0,530	0,370	0,420	36,030
2005/06	1,050	4,340	5,670	3,610	2,070	13,780	10,140	4,190	1,340	0,890	0,730	1,380	49,190

3307. Embalse de Posadas (río Glera)

1940/2005
(hm³)

Serie completa

	Oct	Nov	Dic	Ene	Feb	Mar	Abr	May	Jun	Jul	Ago	Sep	Total
Máximo	16,220	27,150	27,390	30,087	21,870	36,042	24,960	22,720	12,731	13,820	31,960	8,240	169,090
Mínimo	0,130	0,270	0,220	0,000	0,000	1,360	1,020	0,254	0,419	0,075	0,141	0,023	13,480
Media	2,733	5,702	7,411	7,354	6,090	9,019	9,075	7,501	4,274	2,014	2,091	1,627	64,893

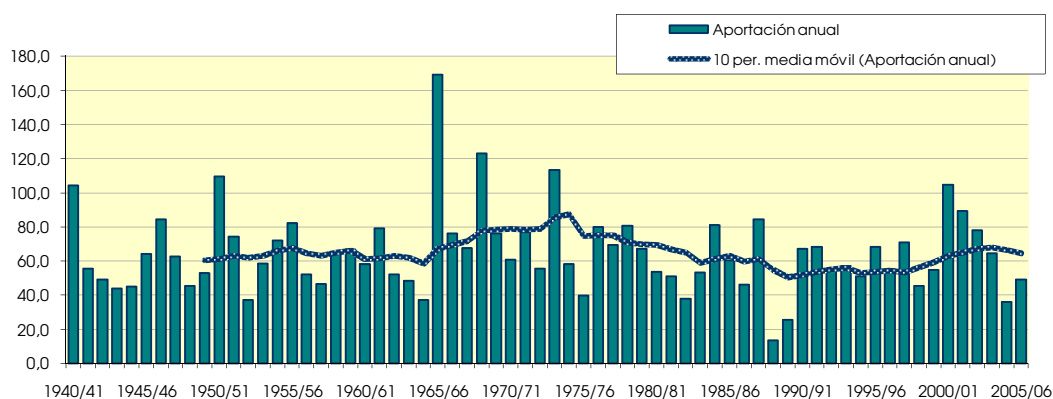
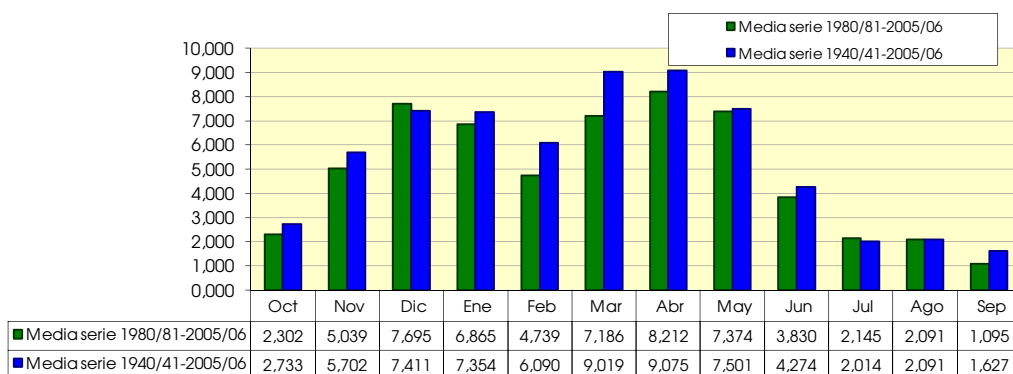
Percentil 1%	0,236	0,356	0,408	0,085	0,064	1,725	2,437	0,517	0,484	0,088	0,166	0,052	21,363
Percentil 5%	0,436	0,989	1,499	1,042	0,443	2,471	4,100	1,298	0,800	0,173	0,245	0,223	37,103
Percentil 10%	0,822	1,553	2,109	1,532	0,893	2,892	4,755	2,002	1,270	0,330	0,325	0,305	41,805
Percentil 25%	1,401	2,996	3,394	2,411	2,668	4,726	6,126	4,200	2,085	0,574	0,595	0,638	51,006
Percentil 50%	1,950	4,334	5,729	5,175	4,208	7,911	7,947	7,340	3,425	1,195	1,069	1,113	60,680
Desviación típica	2,524	4,822	5,596	6,614	5,021	6,356	4,479	4,574	2,901	2,295	4,077	1,529	24,155
Coef. variación	0,924	0,846	0,755	0,899	0,824	0,705	0,494	0,610	0,679	1,139	1,950	0,939	0,372

1980/2005
(hm³)

Serie para asignación y reserva

	Oct	Nov	Dic	Ene	Feb	Mar	Abr	May	Jun	Jul	Ago	Sep	Total
Máximo	7,990	15,310	21,370	22,130	16,140	24,960	19,982	17,040	12,731	13,820	31,960	3,150	104,750
Mínimo	0,130	0,270	0,220	0,130	0,410	1,360	1,020	2,080	1,010	0,164	0,180	0,068	13,480
Media	2,302	5,039	7,695	6,865	4,739	7,186	8,212	7,374	3,830	2,145	2,091	1,095	58,574

Percentil 1%	0,171	0,303	0,796	0,415	0,813	1,505	1,730	2,240	1,038	0,255	0,185	0,113	16,512
Percentil 5%	0,300	0,439	2,651	1,451	2,033	2,068	3,888	2,766	1,175	0,530	0,229	0,265	28,214
Percentil 10%	0,505	0,750	3,150	1,995	2,185	2,555	4,240	3,372	1,480	0,534	0,325	0,310	36,955
Percentil 25%	1,150	2,878	3,448	3,630	3,243	4,323	5,700	4,860	2,028	0,760	0,412	0,440	49,627
Percentil 50%	1,810	4,132	5,740	5,495	3,855	6,390	7,015	7,340	2,821	1,195	0,675	0,710	55,480
Desviación típica	1,812	3,898	5,578	5,092	3,137	4,857	3,981	3,626	2,772	2,901	6,139	0,906	19,763
Coef. variación	0,787	0,773	0,725	0,742	0,662	0,676	0,485	0,492	0,724	1,353	2,936	0,828	0,337



3308. Embalse de Villagalijo

(hm ²)	Oct	Nov	Dic	Ene	Feb	Mar	Abr	May	Jun	Jul	Ago	Sep	Total
1940/41	1,965	2,216	1,072	3,182	10,398	8,931	7,790	16,378	6,864	1,778	1,357	0,587	62,518
1941/42	0,138	2,210	0,389	2,202	0,668	5,041	8,462	2,967	5,038	0,520	1,581	0,647	29,863
1942/43	1,099	0,687	2,555	5,012	1,632	1,215	2,720	0,621	0,319	1,488	0,205	1,976	19,527
1943/44	0,754	1,392	2,353	0,743	0,901	1,696	4,515	2,569	2,117	0,628	0,714	1,476	19,857
1944/45	1,005	1,489	2,836	0,588	3,204	3,531	1,820	1,885	0,956	0,477	4,258	0,106	22,155
1945/46	0,565	1,264	5,069	0,564	0,375	1,745	10,817	9,558	1,089	0,502	0,610	0,259	32,418
1946/47	0,115	0,633	1,679	2,314	8,600	16,355	4,343	5,464	2,903	0,666	1,985	1,491	46,549
1947/48	0,574	1,647	4,332	14,897	1,702	2,540	5,350	7,102	0,647	0,701	0,513	0,224	40,229
1948/49	0,630	0,596	2,647	1,682	0,587	4,323	5,803	6,965	3,968	0,610	1,287	3,522	32,620
1949/50	0,368	2,014	2,610	1,992	6,029	2,220	4,664	7,794	1,269	0,795	0,495	0,447	30,697
1950/51	0,570	1,742	7,857	5,907	10,658	11,362	5,717	9,690	5,921	2,037	1,909	0,543	63,912
1951/52	1,323	6,792	3,563	2,660	2,521	9,890	7,398	2,888	1,331	7,259	1,499	0,837	47,963
1952/53	0,538	2,277	3,342	1,758	2,246	1,058	2,922	0,327	6,565	0,350	0,356	0,328	22,066
1953/54	2,622	0,403	2,402	2,753	3,686	5,673	3,373	7,353	2,999	1,126	1,406	0,528	34,323
1954/55	0,582	2,413	1,036	7,619	8,462	4,938	4,937	2,047	4,956	2,722	0,621	0,990	41,324
1955/56	1,664	1,466	8,208	6,121	0,374	11,315	9,751	9,248	2,144	0,909	1,323	0,709	53,230
1956/57	0,585	2,649	1,047	0,573	7,172	3,172	5,000	7,210	7,382	0,611	0,350	0,661	36,412
1957/58	0,528	1,539	2,284	3,777	6,790	6,742	3,901	2,428	4,226	1,153	1,178	0,777	35,323
1958/59	0,841	1,745	10,304	4,290	0,755	6,831	4,963	5,205	2,984	0,941	2,230	2,986	44,073
1959/60	2,073	3,790	11,530	6,291	8,055	10,186	2,379	4,636	1,930	0,618	0,391	1,077	52,956
1960/61	4,173	4,258	8,119	3,221	2,098	2,014	6,121	8,127	2,387	2,150	0,861	2,099	45,627
1961/62	2,013	9,202	7,315	10,448	7,415	11,007	9,760	6,406	3,939	0,801	0,413	0,977	69,695
1962/63	0,963	2,004	2,342	6,183	1,173	13,328	6,415	2,077	5,855	1,167	0,471	4,567	46,544
1963/64	0,492	6,449	2,678	0,762	14,817	9,685	4,913	1,165	2,083	1,535	0,444	0,397	45,419
1964/65	0,790	0,850	3,275	4,375	1,187	8,300	4,494	0,913	0,620	0,378	0,414	3,442	29,038
1965/66	1,673	6,282	8,954	7,899	18,372	1,542	9,550	3,242	4,735	1,140	0,397	0,297	64,083
1966/67	3,744	5,905	2,658	4,457	4,127	7,603	5,597	5,944	2,744	0,865	0,636	0,342	44,620
1967/68	1,223	10,050	5,866	3,744	10,134	7,739	5,117	8,809	1,526	0,551	0,663	0,255	55,678
1968/69	0,137	1,650	6,438	3,328	4,013	12,741	12,390	7,708	3,798	1,890	0,394	3,921	58,408
1969/70	0,367	2,493	5,101	16,795	4,765	2,692	2,061	1,158	3,768	0,398	1,586	0,212	41,396
1970/71	0,848	1,214	1,614	1,602	1,943	1,886	7,486	10,667	5,355	2,445	1,052	0,985	37,097
1971/72	1,045	2,041	3,292	3,330	15,455	11,403	9,965	11,403	6,436	2,563	1,455	1,951	70,340
1972/73	2,974	2,846	3,472	4,515	4,533	4,493	4,678	4,748	5,507	1,544	2,137	1,631	43,076
1973/74	2,545	2,660	2,962	3,213	1,867	4,685	6,966	7,096	4,742	3,473	4,949	4,008	49,166
1974/75	0,515	1,421	0,910	2,529	2,420	3,255	3,818	1,694	2,736	2,038	1,170	0,575	23,082
1975/76	1,157	1,386	2,015	1,214	1,704	2,267	2,703	2,364	0,624	2,700	2,346	1,211	21,690
1976/77	1,745	3,844	2,586	7,714	4,850	3,369	6,154	10,427	9,467	7,757	4,148	2,934	64,995
1977/78	1,836	1,935	4,042	3,987	15,370	10,087	10,919	10,924	6,108	2,959	1,751	1,640	71,558
1978/79	1,594	1,250	8,485	9,569	16,798	14,047	14,557	6,626	3,855	2,123	1,006	1,230	81,140
1979/80	2,548	9,240	4,774	8,195	9,247	7,958	9,752	12,927	5,391	1,845	0,956	0,339	73,172
1980/81	0,622	2,192	3,991	7,809	3,673	7,492	7,214	8,940	2,541	1,556	1,028	0,783	47,839
1981/82	0,697	0,704	4,736	9,345	4,056	5,208	6,197	3,182	3,451	1,634	2,146	0,709	42,065
1982/83	1,745	3,907	6,465	4,340	4,787	4,189	7,800	13,607	4,147	2,178	4,317	3,489	60,968
1983/84	2,727	2,257	5,477	3,835	5,417	5,894	9,889	9,608	7,908	3,074	2,388	1,920	60,394
1984/85	2,637	9,029	5,618	6,181	10,266	7,019	11,591	8,837	1,920	2,417	0,331	0,172	66,017
1985/86	0,411	0,796	1,129	1,516	4,124	5,940	5,285	9,294	1,899	0,681	0,302	0,324	31,701
1986/87	0,535	0,759	1,195	2,396	4,939	3,662	8,633	2,082	1,342	1,430	0,759	0,367	28,099
1987/88	1,276	1,695	4,230	7,128	11,423	4,278	26,801	14,954	5,420	3,778	1,434	1,227	83,645
1988/89	0,992	0,771	0,951	0,629	0,645	1,452	2,359	3,902	2,075	0,673	0,244	0,167	14,861
1989/90	0,249	0,410	4,686	2,894	1,203	1,841	3,372	7,318	3,603	0,446	0,268	0,231	26,522
1990/91	0,675	1,591	1,823	2,618	2,170	10,244	11,681	8,198	2,728	1,035	0,605	0,647	44,014
1991/92	1,104	3,062	1,776	0,204	1,989	9,283	10,680	3,907	7,774	4,886	0,995	0,766	46,425
1992/93	2,804	4,545	7,345	2,470	1,702	4,621	4,509	7,846	5,684	3,404	1,961	1,663	48,555
1993/94	5,936	4,513	3,718	8,318	4,211	5,532	2,320	4,795	1,665	0,581	0,429	0,349	42,367
1994/95	0,759	3,314	1,734	8,986	5,535	4,813	1,890	2,153	0,689	0,690	0,500	1,566	32,629
1995/96	0,154	2,321	11,410	13,041	4,135	5,588	8,508	5,616	1,544	1,868	1,299	0,659	56,142
1996/97	0,910	4,361	23,890	12,833	5,715	2,658	1,463	2,494	5,946	3,513	1,443	1,279	66,503
1997/98	0,943	11,173	14,003	2,542	1,071	0,911	2,511	3,636	1,719	0,676	0,032	0,403	39,619
1998/99	1,676	1,504	1,653	2,176	2,436	4,543	4,177	4,119	1,732	0,878	0,742	0,563	26,196
1999/00	2,673	2,373	6,010	2,206	1,898	1,261	7,492	2,999	1,536	0,695	0,391	0,250	29,784
2000/01	0,428	5,153	7,355	16,096	10,356	23,179	4,287	2,479	0,726	0,289	0,208	0,101	70,658
2001/02	0,252	0,461	0,443	1,331	1,499	3,843	3,820	6,922	3,483	1,197	0,372	0,283	23,906
2002/03	2,983	5,600	10,460	8,901	6,766	7,722	5,267	14,401	4,272	2,253	1,154	1,375	71,153
2003/04	2,680	5,775	3,762	5,815	3,718	4,148	5,330	7,727	3,497	0,761	0,222	0,335	43,769
2004/05	0,368	1,897	1,542	1,793	1,985	5,517	5,405	2,809	0,816	0,325	0,180	0,188	22,826
2005/06	0,553	6,463	6,557	5,007	3,540	15,821	11,191	5,928	3,495	2,866	1,438	1,791	64,649

3308. Embalse de Villagalijo

1940/2005
(hm³)

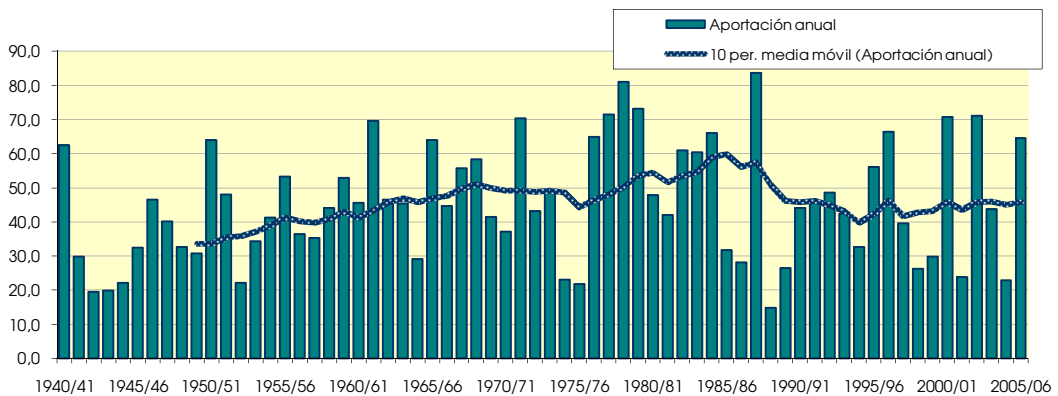
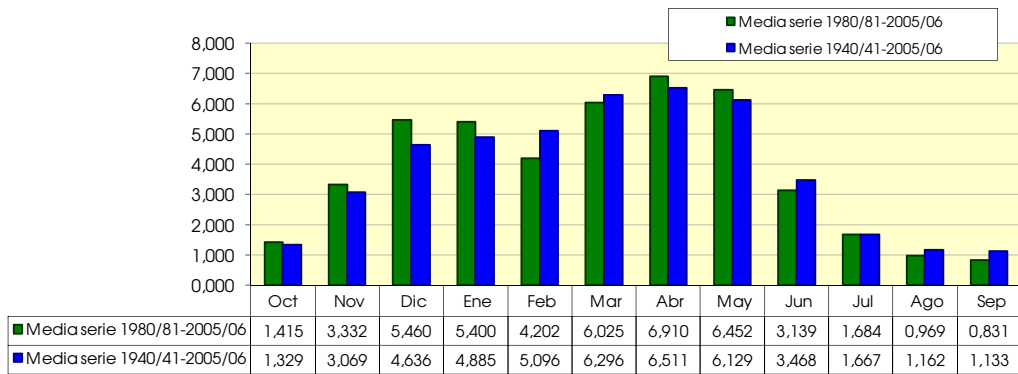
Serie completa

	Oct	Nov	Dic	Ene	Feb	Mar	Abr	May	Jun	Jul	Ago	Sep	Total
Máximo	5,936	11,173	23,890	16,795	18,372	23,179	26,801	16,378	9,467	7,757	4,949	4,567	83,645
Mínimo	0,115	0,403	0,389	0,204	0,374	0,911	1,463	0,327	0,319	0,289	0,032	0,101	14,861
Media	1,329	3,069	4,636	4,885	5,096	6,296	6,511	6,129	3,468	1,667	1,162	1,133	45,381
Percentil 1%	0,129	0,408	0,424	0,438	0,375	1,007	1,695	0,518	0,514	0,313	0,128	0,104	17,894
Percentil 5%	0,178	0,605	0,972	0,598	0,651	1,309	2,125	1,159	0,658	0,383	0,211	0,176	21,784
Percentil 10%	0,368	0,732	1,100	0,988	0,986	1,721	2,445	1,966	0,886	0,489	0,285	0,227	22,954
Percentil 25%	0,556	1,432	2,082	2,203	1,875	3,193	4,204	2,829	1,722	0,674	0,413	0,340	31,880
Percentil 50%	0,953	2,201	3,518	3,761	4,034	5,124	5,378	5,936	3,225	1,160	0,909	0,709	44,043
Desviación típica	1,112	2,556	3,882	3,879	4,373	4,368	3,958	3,814	2,137	1,457	1,041	1,083	17,044
Coef. variación	0,837	0,833	0,837	0,794	0,858	0,694	0,608	0,622	0,616	0,874	0,895	0,956	0,376

1980/2005
(hm³)

Serie para asignación y reserva

	Oct	Nov	Dic	Ene	Feb	Mar	Abr	May	Jun	Jul	Ago	Sep	Total
Máximo	5,936	11,173	23,890	16,096	11,423	23,179	26,801	14,954	7,908	4,886	4,317	3,489	83,645
Mínimo	0,154	0,410	0,443	0,204	0,645	0,911	1,463	2,082	0,689	0,289	0,032	0,101	14,861
Media	1,415	3,332	5,460	5,400	4,202	6,025	6,910	6,452	3,139	1,684	0,969	0,831	45,820
Percentil 1%	0,178	0,423	0,570	0,310	0,751	0,998	1,569	2,100	0,698	0,298	0,069	0,118	16,852
Percentil 5%	0,250	0,522	0,996	0,805	1,104	1,309	1,997	2,235	0,748	0,356	0,187	0,168	23,096
Percentil 10%	0,310	0,732	1,162	1,423	1,351	1,647	2,339	2,486	1,079	0,513	0,215	0,180	25,051
Percentil 25%	0,539	1,526	1,744	2,253	1,986	3,919	3,909	3,295	1,679	0,683	0,309	0,293	30,263
Percentil 50%	0,926	2,347	4,458	4,088	3,887	5,010	5,368	5,772	2,634	1,313	0,673	0,605	43,892
Desviación típica	1,314	2,693	5,085	4,221	2,885	4,693	5,127	3,790	2,032	1,252	0,945	0,779	18,090
Coef. variación	0,929	0,808	0,931	0,782	0,687	0,779	0,742	0,587	0,647	0,744	0,976	0,937	0,395



3309. Toma trasvase Urbión-Tirón

(hm³)	Oct	Nov	Dic	Ene	Feb	Mar	Abr	May	Jun	Jul	Ago	Sep	Total
1940/41	0.824	0.927	0.171	0.573	3.051	3.225	2.675	5.804	2.531	0.650	0.440	0.107	20.979
1941/42	0.023	0.992	0.050	0.329	0.064	2.236	3.451	1.531	2.192	0.079	0.390	0.131	11.468
1942/43	0.370	0.154	0.949	1.943	0.433	0.458	1.026	0.365	0.019	0.576	0.009	0.801	7.101
1943/44	0.266	0.502	0.631	0.147	0.148	0.544	1.942	1.210	1.032	0.285	0.202	0.607	7.517
1944/45	0.408	0.612	0.802	0.000	1.350	1.370	0.762	0.972	0.379	0.175	1.711	0.002	8.543
1945/46	0.246	0.505	1.885	0.126	0.173	0.698	4.205	3.607	0.352	0.059	0.097	0.057	12.011
1946/47	0.018	0.176	0.482	0.659	2.148	6.549	1.838	2.348	1.281	0.274	0.931	0.697	17.401
1947/48	0.259	0.605	1.148	5.457	0.668	1.333	2.144	2.913	0.172	0.381	0.146	0.080	15.303
1948/49	0.296	0.232	1.160	0.615	0.298	1.545	1.369	1.352	0.936	0.218	0.192	1.560	9.773
1949/50	0.187	0.743	0.552	0.271	1.543	0.834	1.111	2.321	1.016	0.052	0.056	0.014	8.700
1950/51	0.153	0.644	1.912	1.702	1.750	2.897	2.307	2.879	2.300	0.362	0.495	0.068	17.469
1951/52	0.355	2.514	0.796	0.373	0.677	3.665	1.956	1.570	0.429	3.465	0.408	0.169	16.376
1952/53	0.210	0.619	0.939	0.264	0.484	0.271	1.215	0.280	2.422	0.036	0.010	0.160	6.911
1953/54	0.702	0.030	0.495	0.476	0.738	2.270	0.711	1.870	1.155	0.073	0.392	0.116	9.027
1954/55	0.106	0.752	0.155	2.295	1.646	1.066	1.668	1.292	1.643	0.440	0.036	0.281	11.379
1955/56	0.591	0.732	2.369	1.570	0.000	3.028	2.987	2.387	0.872	0.188	0.315	0.270	15.309
1956/57	0.105	0.474	0.181	0.028	2.100	1.498	1.084	1.968	1.953	0.067	0.021	0.172	9.650
1957/58	0.152	0.405	0.411	0.779	1.720	2.650	1.289	1.212	2.396	0.653	0.313	0.305	12.285
1958/59	0.353	0.380	2.861	1.442	0.174	2.951	2.320	2.071	1.106	0.226	0.987	1.240	16.110
1959/60	0.832	1.593	4.037	1.756	1.971	4.581	1.373	2.497	0.993	0.255	0.099	0.519	20.506
1960/61	1.767	1.882	1.747	0.545	0.721	1.185	2.532	3.557	1.008	1.161	0.209	0.711	17.026
1961/62	0.798	3.482	2.906	3.182	1.342	3.708	3.427	2.438	1.350	0.152	0.040	0.418	23.244
1962/63	0.347	0.593	0.305	2.589	0.345	5.100	2.631	0.946	2.856	0.357	0.050	1.972	18.090
1963/64	0.159	2.708	0.726	0.174	4.871	3.920	2.192	0.552	0.905	0.297	0.087	0.177	16.768
1964/65	0.298	0.219	0.932	1.673	0.324	3.318	1.339	0.482	0.221	0.010	0.010	1.390	10.215
1965/66	0.701	2.652	2.875	3.027	7.145	0.232	3.804	1.665	1.986	0.176	0.011	0.083	24.357
1966/67	1.522	1.979	0.680	1.484	1.089	2.660	1.401	1.949	0.628	0.097	0.239	0.159	13.888
1967/68	0.501	3.666	1.776	0.928	2.907	2.000	1.721	3.025	0.366	0.041	0.065	0.031	17.028
1968/69	0.040	0.466	1.865	0.747	0.778	3.533	4.018	3.434	1.145	0.407	0.028	1.513	17.975
1969/70	0.098	0.774	1.449	6.649	1.145	0.598	0.536	0.610	1.315	0.014	0.850	0.035	14.072
1970/71	0.552	0.700	0.665	0.429	0.806	0.585	3.487	4.830	2.581	1.106	0.332	0.514	16.587
1971/72	0.594	0.954	1.506	0.952	5.068	5.204	4.715	5.351	2.668	1.003	0.592	0.645	29.251
1972/73	1.610	1.384	1.894	1.536	1.224	2.011	2.867	3.015	2.085	0.941	1.106	1.063	20.737
1973/74	1.082	0.800	0.902	1.092	0.596	1.576	2.536	3.279	1.407	1.901	1.538	0.634	17.342
1974/75	0.202	0.659	0.279	0.995	1.044	0.927	1.598	0.713	0.893	0.102	0.550	0.377	8.338
1975/76	0.458	0.611	0.554	0.679	0.925	0.956	0.980	0.855	0.315	0.660	1.174	0.524	8.692
1976/77	1.152	1.671	1.244	3.062	2.141	1.639	1.785	4.104	3.537	1.725	1.730	0.019	23.808
1977/78	1.137	0.747	1.845	1.370	5.864	4.493	3.504	3.982	2.099	0.016	0.182	0.074	25.312
1978/79	0.319	0.338	3.026	3.257	5.108	4.137	2.941	2.697	1.349	0.473	0.286	0.367	24.299
1979/80	0.997	3.452	2.157	2.432	2.098	2.118	4.158	5.271	2.747	0.692	0.471	0.095	26.688
1980/81	0.308	0.822	1.309	2.879	0.948	5.215	3.451	5.213	1.038	0.787	0.060	0.249	22.278
1981/82	0.160	0.113	1.823	2.026	1.282	1.587	1.240	1.165	0.485	0.751	0.074	0.502	11.207
1982/83	0.740	1.768	2.389	0.434	1.230	2.142	2.934	4.941	1.086	1.291	1.453	0.928	21.340
1983/84	0.433	1.028	1.749	1.879	1.390	1.702	3.899	2.256	2.837	0.316	0.500	0.542	18.532
1984/85	1.049	3.330	1.678	0.938	3.151	1.638	4.227	3.085	0.489	1.008	0.005	0.000	20.597
1985/86	0.049	0.242	0.618	0.638	1.005	1.548	1.090	3.096	0.594	0.155	0.069	0.147	9.251
1986/87	0.203	0.207	0.456	0.735	1.471	1.728	4.472	0.819	0.424	0.443	0.066	0.160	11.183
1987/88	0.515	0.747	1.508	2.537	3.136	1.198	10.075	4.343	1.603	0.900	0.060	0.154	26.777
1988/89	0.231	0.227	0.129	0.175	0.311	0.801	0.948	2.002	0.866	0.373	0.133	0.137	6.333
1989/90	0.154	0.220	1.969	0.837	0.782	0.901	1.448	3.177	1.665	0.313	0.129	0.085	11.680
1990/91	0.303	0.701	0.314	0.656	0.317	4.859	4.518	3.556	1.426	0.714	0.141	0.297	17.799
1991/92	0.490	1.154	0.793	0.000	0.851	3.101	5.169	2.070	3.194	1.598	0.362	0.358	19.140
1992/93	1.138	1.807	2.340	1.102	0.429	1.701	2.309	3.413	2.723	0.746	0.513	0.817	19.036
1993/94	2.505	1.951	1.761	2.383	1.614	2.600	0.960	2.218	0.793	0.190	0.245	0.232	17.451
1994/95	0.443	1.592	0.616	3.423	2.258	1.872	0.945	1.183	0.442	0.253	0.325	0.361	13.713
1995/96	0.084	1.489	4.503	5.099	1.125	2.401	4.109	2.334	0.799	0.603	0.645	0.411	23.601
1996/97	0.464	1.954	9.381	4.443	2.871	1.224	0.781	1.192	2.873	1.501	0.632	0.454	27.770
1997/98	0.505	4.127	5.377	0.921	0.443	0.409	0.813	1.545	0.826	0.101	0.019	0.180	15.266
1998/99	0.901	0.691	0.841	0.821	0.812	1.921	2.091	1.867	0.607	0.343	0.354	0.253	11.502
1999/00	1.047	0.844	2.608	0.277	0.987	0.569	3.155	1.597	0.795	0.364	0.156	0.091	12.490
2000/01	0.205	1.717	2.948	5.582	3.032	8.606	1.760	1.258	0.286	0.156	0.057	0.034	25.641
2001/02	0.130	0.141	0.000	0.698	0.783	1.949	1.803	2.462	1.466	0.332	0.115	0.151	10.029
2002/03	1.319	2.152	4.193	2.528	1.583	4.019	2.529	5.692	1.326	0.492	0.409	0.659	26.901
2003/04	1.211	2.449	1.511	2.153	0.911	1.494	1.911	3.343	1.600	0.196	0.184	0.124	17.088
2004/05	0.160	0.727	0.469	0.483	0.000	2.595	2.717	1.289	0.301	0.044	0.106	0.076	8.968
2005/06	0.275	2.463	1.822	1.074	0.764	7.464	5.135	2.978	1.550	0.772	0.911	0.614	25.823

3309. Toma trasvase Urbión-Tirón

1940/2005
(hm³)

Serie completa

	Oct	Nov	Dic	Ene	Feb	Mar	Abr	May	Jun	Jul	Ago	Sep	Total
Máximo	2,505	4,127	9,381	6,649	7,145	8,606	10,075	5,804	3,537	3,465	1,730	1,972	29,251
Mínimo	0,018	0,030	0,000	0,000	0,000	0,232	0,536	0,280	0,019	0,010	0,005	0,000	6,333
Media	0,543	1,182	1,582	1,550	1,518	2,406	2,486	2,444	1,344	0,524	0,372	0,397	16,347

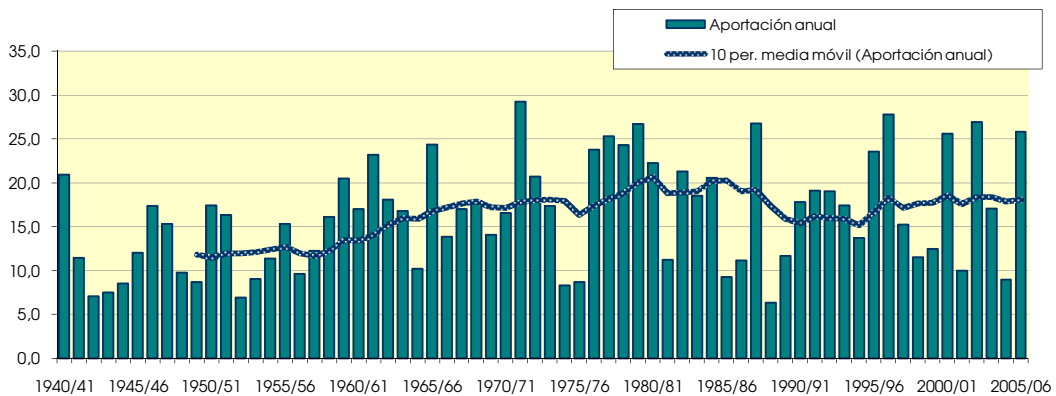
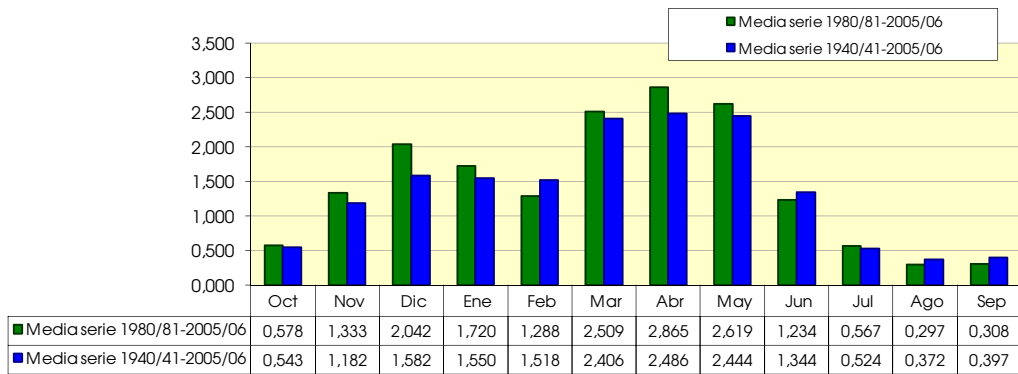
Percentil 1%	0,022	0,084	0,032	0,000	0,000	0,257	0,650	0,335	0,118	0,013	0,008	0,001	6,709
Percentil 5%	0,058	0,159	0,159	0,132	0,155	0,479	0,789	0,567	0,289	0,037	0,010	0,022	7,722
Percentil 10%	0,106	0,220	0,292	0,220	0,304	0,591	0,954	0,837	0,359	0,056	0,024	0,046	8,696
Percentil 25%	0,202	0,503	0,616	0,552	0,670	1,204	1,347	1,290	0,669	0,161	0,067	0,109	11,250
Percentil 50%	0,362	0,750	1,277	0,974	1,066	1,935	2,168	2,289	1,126	0,350	0,206	0,251	16,677
Desviación típica	0,487	0,994	1,498	1,465	1,452	1,739	1,556	1,401	0,867	0,574	0,426	0,418	6,166
Coef. variación	0,897	0,841	0,947	0,945	0,957	0,723	0,626	0,573	0,645	1,096	1,147	1,054	0,377

1980/2005
(hm³)

Serie para asignación y reserva

	Oct	Nov	Dic	Ene	Feb	Mar	Abr	May	Jun	Jul	Ago	Sep	Total
Máximo	2,505	4,127	9,381	5,582	3,151	8,606	10,075	5,692	3,194	1,598	1,453	0,928	27,770
Mínimo	0,049	0,113	0,000	0,000	0,000	0,409	0,781	0,819	0,286	0,044	0,005	0,000	6,333
Media	0,578	1,333	2,042	1,720	1,288	2,509	2,865	2,619	1,234	0,567	0,297	0,308	17,361

Percentil 1%	0,058	0,120	0,032	0,044	0,078	0,449	0,789	0,906	0,289	0,058	0,008	0,009	6,992
Percentil 5%	0,096	0,157	0,175	0,200	0,313	0,627	0,846	1,169	0,332	0,114	0,029	0,045	9,039
Percentil 10%	0,142	0,213	0,385	0,355	0,373	0,851	0,946	1,188	0,433	0,156	0,058	0,080	9,640
Percentil 25%	0,203	0,693	0,662	0,667	0,783	1,507	1,292	1,558	0,597	0,268	0,070	0,139	11,547
Percentil 50%	0,438	1,091	1,714	1,006	0,996	1,800	2,419	2,295	0,952	0,408	0,148	0,241	17,625
Desviación típica	0,548	1,027	2,014	1,531	0,901	2,010	2,043	1,332	0,846	0,424	0,330	0,245	6,390
Coef. variación	0,949	0,771	0,986	0,890	0,699	0,801	0,713	0,509	0,685	0,747	1,112	0,794	0,368



3310. Río Urbión

(hm ²)	Oct	Nov	Dic	Ene	Feb	Mar	Abr	May	Jun	Jul	Ago	Sep	Total
1940/41	1,326	1,507	0,576	2,191	5,941	5,223	5,147	10,476	4,925	1,355	0,952	0,311	39,929
1941/42	0,098	1,539	0,212	1,292	0,428	3,427	6,009	2,700	3,765	0,367	0,723	0,272	20,833
1942/43	0,573	0,269	1,514	3,170	0,998	0,833	1,745	0,752	0,187	0,999	0,104	1,288	12,432
1943/44	0,406	0,801	1,213	0,425	0,458	1,064	3,147	2,045	1,685	0,538	0,367	0,923	13,072
1944/45	0,618	0,956	1,631	0,192	2,230	2,217	1,282	1,682	0,663	0,370	2,851	0,070	14,762
1945/46	0,379	0,753	3,021	0,378	0,414	1,191	7,632	6,267	0,826	0,357	0,293	0,159	21,671
1946/47	0,056	0,280	0,849	1,332	4,744	11,340	3,056	4,211	2,274	0,644	1,545	1,175	31,505
1947/48	0,424	0,998	2,573	10,632	1,498	2,324	3,937	5,298	0,437	0,766	0,313	0,183	29,382
1948/49	0,465	0,407	1,977	1,082	0,654	3,081	2,164	2,229	1,460	0,547	0,401	2,811	17,278
1949/50	0,316	1,263	1,132	0,590	2,621	1,508	1,945	3,889	2,064	0,267	0,203	0,081	15,879
1950/51	0,263	1,056	3,229	3,155	3,744	5,728	4,021	4,965	4,163	0,827	0,952	0,218	32,321
1951/52	0,580	4,587	1,548	1,067	1,603	7,051	3,612	3,023	0,967	6,473	0,814	0,333	31,658
1952/53	0,342	0,979	1,524	0,630	1,159	0,644	2,072	0,621	4,124	0,252	0,132	0,329	12,809
1953/54	1,174	0,137	0,895	1,044	1,633	3,951	1,267	3,239	2,083	0,377	0,729	0,245	16,776
1954/55	0,176	1,101	0,289	3,758	3,749	2,105	2,618	2,278	2,665	0,811	0,208	0,482	20,240
1955/56	0,932	1,185	4,114	2,958	0,233	6,106	6,065	4,283	1,656	0,554	0,616	0,470	29,173
1956/57	0,184	0,866	0,451	0,202	3,479	2,553	1,731	3,390	3,420	0,402	0,211	0,347	17,238
1957/58	0,251	0,699	0,879	1,697	2,850	5,358	2,367	2,126	4,124	1,168	0,593	0,505	22,618
1958/59	0,599	0,691	5,769	2,812	0,676	6,013	4,381	4,085	2,133	0,610	1,743	2,078	31,591
1959/60	1,429	2,914	8,101	4,428	5,231	8,594	2,465	4,555	1,819	0,627	0,296	0,845	41,304
1960/61	3,072	3,449	4,339	1,599	1,606	1,765	4,371	6,450	1,819	2,063	0,424	1,106	32,063
1961/62	1,290	6,541	5,611	6,682	3,715	8,508	6,340	4,379	2,402	0,527	0,256	0,689	46,941
1962/63	0,538	1,026	0,823	5,740	1,407	8,458	4,419	1,496	4,779	0,671	0,195	3,285	32,837
1963/64	0,247	4,618	1,840	0,524	9,463	7,316	4,136	1,060	1,600	0,597	0,243	0,301	31,946
1964/65	0,449	0,337	1,721	3,001	0,859	5,561	2,342	0,931	0,456	0,158	0,098	2,156	18,070
1965/66	1,112	4,729	5,533	5,868	14,245	0,772	7,630	3,300	3,881	0,554	0,203	0,203	48,030
1966/67	2,605	3,531	1,354	2,983	2,164	4,955	2,727	3,557	1,211	0,352	0,478	0,283	26,199
1967/68	0,762	6,388	3,299	1,980	5,412	4,179	3,103	5,553	0,863	0,339	0,249	0,124	32,253
1968/69	0,087	0,707	2,929	1,331	1,664	7,218	7,327	6,051	1,988	0,809	0,217	2,393	32,721
1969/70	0,173	1,140	2,392	12,448	2,666	1,469	0,982	1,179	2,157	0,227	1,387	0,112	26,332
1970/71	0,913	1,177	1,301	1,360	1,701	1,407	6,417	9,014	4,929	2,076	0,922	1,016	32,234
1971/72	0,973	1,700	2,851	3,235	11,163	9,538	8,885	9,864	5,021	2,005	1,114	1,061	57,410
1972/73	2,757	2,403	3,560	3,805	3,203	4,326	4,694	5,339	3,830	1,696	2,028	2,258	39,899
1973/74	1,705	1,339	1,663	1,870	1,373	3,158	5,330	5,394	2,146	3,542	2,523	1,454	31,497
1974/75	0,328	1,114	0,552	1,773	1,898	1,978	2,924	1,336	1,729	1,343	0,988	0,621	16,584
1975/76	0,839	1,017	1,281	1,294	1,813	1,824	1,770	1,838	0,578	1,196	2,034	0,949	16,432
1976/77	1,877	2,707	2,236	6,430	3,825	2,893	3,261	7,733	7,360	3,091	3,765	1,804	46,982
1977/78	1,928	1,278	3,348	3,122	11,252	9,108	7,432	8,332	4,559	1,816	1,266	1,124	54,565
1978/79	0,693	0,569	5,271	6,279	10,165	8,291	6,323	5,031	3,035	1,034	0,762	0,598	48,052
1979/80	1,686	6,636	4,236	5,338	3,941	3,988	8,219	9,336	5,307	1,626	0,857	0,244	51,414
1980/81	0,488	1,374	3,233	6,201	2,185	8,532	6,479	9,655	2,039	1,631	0,585	0,385	42,785
1981/82	0,240	0,306	3,073	3,379	2,299	2,929	2,106	2,047	0,942	1,594	0,528	0,762	20,206
1982/83	1,150	3,109	4,174	1,362	2,678	3,755	5,149	8,996	2,089	2,405	2,623	2,396	39,887
1983/84	1,365	1,578	2,696	3,425	3,363	3,908	6,608	4,012	5,209	1,878	1,606	1,260	36,908
1984/85	1,684	5,778	3,105	2,959	5,310	3,212	7,367	5,625	1,036	1,858	0,201	0,095	38,229
1985/86	0,182	0,366	1,020	1,132	2,270	2,593	2,459	4,188	0,951	0,405	0,200	0,225	15,991
1986/87	0,306	0,289	0,703	2,097	2,794	2,832	7,299	1,371	0,721	0,708	0,421	0,267	19,808
1987/88	0,788	1,259	2,509	4,457	6,564	2,202	19,208	8,305	3,192	2,073	0,670	0,477	51,704
1988/89	0,399	0,393	0,255	0,407	0,505	1,240	1,976	3,404	1,462	0,603	0,251	0,217	11,111
1989/90	0,278	0,341	3,464	2,145	1,346	1,567	2,976	5,620	2,986	0,598	0,267	0,147	21,734
1990/91	0,488	1,195	1,142	1,992	1,382	8,704	9,073	6,259	2,697	1,252	0,517	0,473	35,174
1991/92	0,787	2,005	1,769	0,136	1,917	6,470	9,300	3,672	6,174	3,830	0,649	0,621	37,330
1992/93	1,954	3,521	4,340	2,794	1,307	3,342	4,307	6,193	5,314	2,501	1,205	1,346	38,125
1993/94	4,164	3,485	3,444	5,502	3,450	4,208	1,848	3,860	1,405	0,523	0,483	0,376	32,749
1994/95	0,716	2,714	1,148	6,882	4,541	4,119	1,831	2,198	0,849	0,563	0,617	0,577	26,755
1995/96	0,150	2,453	8,309	10,183	3,780	5,047	7,187	4,060	1,447	1,078	1,130	0,702	45,525
1996/97	0,739	3,346	18,035	10,806	5,113	2,046	1,416	2,175	5,507	2,694	1,161	0,862	53,899
1997/98	0,860	7,604	10,352	2,046	0,949	0,786	1,705	2,841	1,559	0,275	0,037	0,289	29,304
1998/99	1,420	1,154	1,587	1,817	2,048	3,535	3,646	3,276	1,192	0,598	0,742	0,408	21,422
1999/00	1,712	1,716	4,960	2,148	1,809	1,044	6,327	2,937	1,469	0,662	0,370	0,157	25,311
2000/01	0,324	2,885	5,407	11,067	7,855	16,233	3,654	2,440	0,710	0,274	0,120	0,087	51,054
2001/02	0,204	0,287	0,280	1,153	1,366	3,283	3,227	4,572	2,757	0,788	0,193	0,272	18,382
2002/03	2,203	3,762	7,948	7,443	6,106	6,014	4,378	10,666	2,917	1,687	0,831	1,067	55,022
2003/04	2,085	4,360	2,943	4,332	2,496	3,761	3,926	6,123	2,945	0,635	0,349	0,199	34,154
2004/05	0,246	1,210	1,075	1,358	1,248	4,732	4,690	2,159	0,579	0,244	0,187	0,130	17,858
2005/06	0,462	4,515	4,510	4,232	2,475	12,793	9,258	5,248	2,662	1,432	1,709	0,947	50,242

3310. Río Urbión

1940/2005
(hm³)

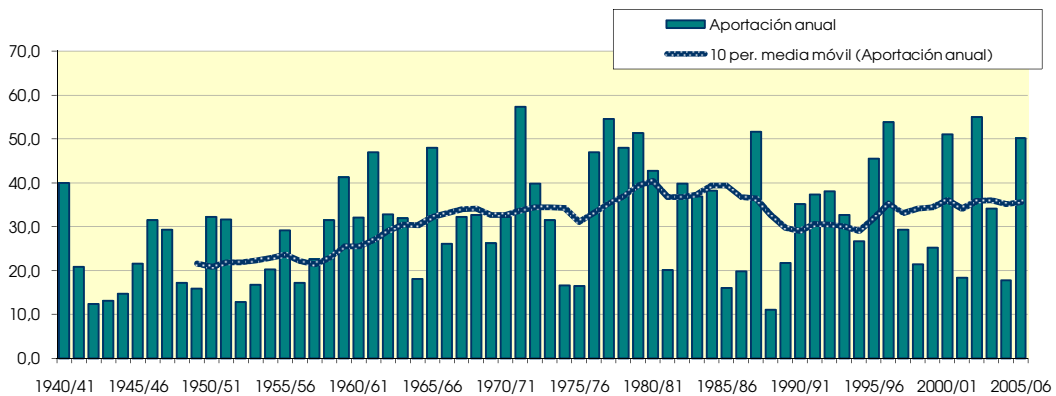
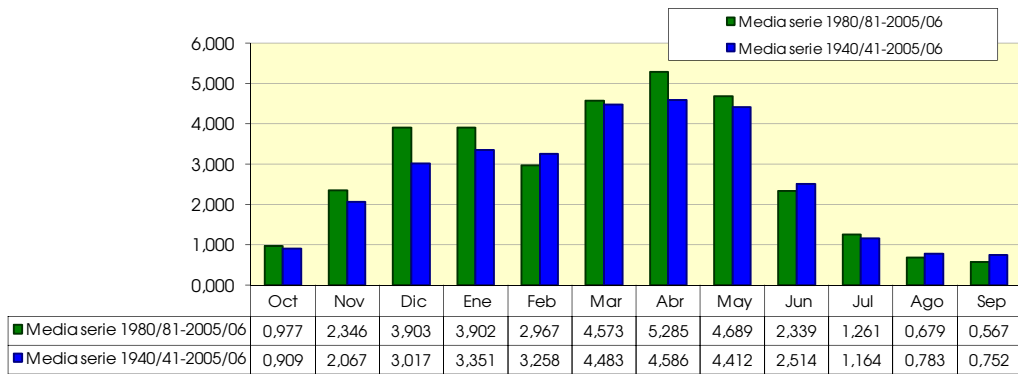
Serie completa

	Oct	Nov	Dic	Ene	Feb	Mar	Abr	May	Jun	Jul	Ago	Sep	Total
Máximo	4,164	7,604	18,035	12,448	14,245	16,233	19,208	10,666	7,360	6,473	3,765	3,285	57,410
Mínimo	0,056	0,137	0,212	0,136	0,233	0,644	0,982	0,621	0,187	0,158	0,037	0,070	11,111
Media	0,909	2,067	3,017	3,351	3,258	4,483	4,586	4,412	2,514	1,164	0,783	0,752	31,297
Percentil 1%	0,076	0,223	0,240	0,172	0,351	0,727	1,167	0,706	0,350	0,203	0,077	0,077	11,970
Percentil 5%	0,155	0,287	0,329	0,385	0,469	0,886	1,489	1,090	0,578	0,256	0,123	0,099	13,495
Percentil 10%	0,183	0,339	0,640	0,557	0,768	1,216	1,758	1,433	0,715	0,307	0,194	0,138	16,211
Percentil 25%	0,318	0,817	1,164	1,332	1,388	2,129	2,390	2,241	1,259	0,530	0,250	0,244	20,214
Percentil 50%	0,609	1,261	2,450	2,493	2,284	3,758	3,979	4,036	2,086	0,737	0,557	0,475	31,625
Desviación típica	0,820	1,821	2,846	2,903	2,872	3,156	2,941	2,585	1,645	1,065	0,747	0,730	12,699
Coef. variación	0,901	0,881	0,943	0,866	0,882	0,704	0,641	0,586	0,655	0,915	0,953	0,970	0,406

1980/2005
(hm³)

Serie para asignación y reserva

	Oct	Nov	Dic	Ene	Feb	Mar	Abr	May	Jun	Jul	Ago	Sep	Total
Máximo	4,164	7,604	18,035	11,067	7,855	16,233	19,208	10,666	6,174	3,830	2,623	2,396	55,022
Mínimo	0,150	0,287	0,255	0,136	0,505	0,786	1,416	1,371	0,579	0,244	0,037	0,087	11,111
Media	0,977	2,346	3,903	3,902	2,967	4,573	5,285	4,689	2,339	1,261	0,679	0,567	33,487
Percentil 1%	0,158	0,287	0,261	0,203	0,616	0,851	1,489	1,540	0,612	0,252	0,058	0,089	12,331
Percentil 5%	0,187	0,293	0,386	0,588	1,024	1,093	1,737	2,075	0,713	0,274	0,136	0,104	16,457
Percentil 10%	0,222	0,323	0,862	1,142	1,278	1,403	1,839	2,167	0,785	0,340	0,190	0,138	18,120
Percentil 25%	0,310	1,164	1,258	1,860	1,488	2,652	2,589	2,865	1,075	0,598	0,255	0,219	21,500
Percentil 50%	0,728	1,860	3,089	2,876	2,387	3,645	4,343	4,036	1,799	0,933	0,523	0,396	34,664
Desviación típica	0,914	1,861	3,825	3,139	1,890	3,572	3,773	2,496	1,619	0,910	0,594	0,518	12,968
Coef. variación	0,936	0,793	0,980	0,804	0,637	0,781	0,714	0,532	0,692	0,722	0,875	0,913	0,387



3311. Río Tirón aguas arriba de río Urbión

(hm ²)	Oct	Nov	Dic	Ene	Feb	Mar	Abr	May	Jun	Jul	Ago	Sep	Total
1940/41	1,980	2,225	1,084	3,326	10,472	8,970	7,862	16,645	6,990	1,778	1,360	0,587	63,279
1941/42	0,138	2,223	0,391	2,252	0,686	5,048	8,518	2,978	5,080	0,520	1,584	0,647	30,065
1942/43	1,103	0,687	2,561	5,033	1,646	1,216	2,726	0,623	0,319	1,494	0,205	1,992	19,606
1943/44	0,755	1,396	2,364	0,746	0,918	1,697	4,526	2,582	2,127	0,628	0,714	1,485	19,939
1944/45	1,011	1,494	2,857	0,663	3,206	3,535	1,820	1,894	0,958	0,477	4,282	0,106	22,303
1945/46	0,567	1,267	5,091	0,571	0,375	1,747	10,934	9,627	1,089	0,502	0,610	0,259	32,638
1946/47	0,115	0,633	1,690	2,341	8,721	16,500	4,361	5,532	2,923	0,667	1,993	1,501	46,976
1947/48	0,577	1,659	4,371	15,100	1,720	2,553	5,418	7,189	0,648	0,703	0,615	0,226	40,679
1948/49	0,633	0,601	2,659	1,698	0,598	4,364	5,822	7,007	3,979	0,610	1,288	3,556	32,814
1949/50	0,369	2,019	2,621	1,999	6,045	2,228	4,682	7,820	1,288	0,795	0,495	0,447	30,809
1950/51	0,574	1,749	7,888	5,949	10,705	11,452	5,765	9,757	5,987	2,039	1,912	0,545	64,321
1951/52	1,328	6,828	3,579	2,694	2,542	10,033	7,456	2,929	1,341	7,338	1,500	0,839	48,406
1952/53	0,541	2,287	3,356	1,780	2,265	1,059	2,934	0,330	6,609	0,350	0,356	0,332	22,198
1953/54	2,638	0,403	2,408	2,790	3,713	5,702	3,375	7,388	3,011	1,126	1,408	0,531	34,493
1954/55	0,582	2,420	1,037	7,665	8,526	4,957	4,952	2,081	4,974	2,726	0,621	0,994	41,535
1955/56	1,680	1,478	8,265	6,183	0,374	11,455	9,908	9,362	2,155	0,909	1,324	0,712	53,806
1956/57	0,587	2,666	1,053	0,589	7,206	3,182	5,010	7,261	7,429	0,611	0,350	0,663	36,607
1957/58	0,530	1,548	2,297	3,823	6,816	6,802	3,920	2,457	4,262	1,156	1,182	0,782	35,575
1958/59	0,851	1,757	10,387	4,316	0,765	6,919	5,033	5,278	3,008	0,942	2,253	3,008	44,517
1959/60	2,089	3,830	11,708	6,438	8,252	10,372	2,409	4,736	1,952	0,620	0,392	1,083	53,882
1960/61	4,216	4,310	8,274	3,273	2,129	2,014	6,184	8,252	2,412	2,161	0,861	2,109	46,195
1961/62	2,028	9,384	7,408	10,700	7,604	11,250	9,901	6,513	3,960	0,801	0,413	0,981	70,942
1962/63	0,968	2,014	2,372	6,305	1,205	13,475	6,460	2,081	5,939	1,169	0,471	4,609	47,067
1963/64	0,493	6,511	2,711	0,762	15,024	9,869	4,994	1,172	2,087	1,535	0,445	0,399	46,002
1964/65	0,794	0,851	3,297	4,410	1,213	8,362	4,511	0,917	0,620	0,378	0,414	3,460	29,228
1965/66	1,685	6,345	9,088	8,045	18,746	1,549	9,724	3,302	4,843	1,140	0,397	0,297	65,162
1966/67	3,798	5,975	2,670	4,522	4,159	7,697	5,658	6,015	2,758	0,865	0,637	0,345	45,099
1967/68	1,230	10,214	5,917	3,774	10,250	7,876	5,180	8,934	1,532	0,551	0,663	0,255	56,375
1968/69	0,137	1,656	6,460	3,339	4,030	12,845	12,565	7,798	3,817	1,891	0,394	3,962	58,895
1969/70	0,367	2,502	5,127	17,079	4,828	2,713	2,064	1,159	3,782	0,398	1,595	0,212	41,827
1970/71	0,855	1,221	1,626	1,642	1,957	1,909	7,581	10,891	5,468	2,474	1,053	0,991	37,668
1971/72	1,051	2,065	3,328	3,450	15,779	11,600	10,124	11,585	6,544	2,569	1,467	1,963	71,524
1972/73	2,999	2,860	3,503	4,591	4,625	4,541	4,710	4,841	5,589	1,555	2,149	1,635	43,598
1973/74	2,552	2,661	2,975	3,232	1,898	4,776	7,116	7,173	4,756	3,491	4,962	4,008	49,599
1974/75	0,519	1,430	0,911	2,546	2,437	3,287	3,895	1,736	2,764	2,038	1,174	0,578	23,315
1975/76	1,161	1,398	2,050	1,227	1,715	2,273	2,743	2,375	0,630	2,707	2,364	1,215	21,856
1976/77	1,756	3,859	2,620	7,854	4,903	3,418	6,229	10,623	9,757	7,814	4,164	2,934	65,930
1977/78	1,850	1,942	4,080	4,092	15,653	10,266	11,124	11,194	6,276	2,959	1,752	1,640	72,829
1978/79	1,596	1,254	8,526	9,708	16,998	14,259	14,677	6,705	3,893	2,125	1,008	1,236	81,986
1979/80	2,566	9,325	4,832	8,320	9,331	8,079	9,898	13,146	5,508	1,851	0,960	0,339	74,154
1980/81	0,626	2,207	4,060	7,958	3,726	7,568	7,366	9,030	2,552	1,559	1,028	0,786	48,467
1981/82	0,698	0,704	4,772	9,379	4,082	5,236	6,197	3,203	3,458	1,635	2,146	0,712	42,223
1982/83	1,756	3,955	6,545	4,341	4,829	4,214	7,894	13,707	4,154	2,187	4,383	3,489	61,454
1983/84	2,727	2,261	5,504	3,864	5,520	5,966	9,970	9,697	8,024	3,074	2,388	1,921	60,915
1984/85	2,652	9,146	5,640	6,323	10,335	7,095	11,709	8,961	1,933	2,426	0,331	0,172	66,721
1985/86	0,412	0,803	1,135	1,534	4,182	5,965	5,343	9,299	1,899	0,681	0,302	0,327	31,881
1986/87	0,538	0,759	1,199	2,444	4,985	3,689	8,697	2,087	1,348	1,431	0,759	0,369	28,306
1987/88	1,286	1,710	4,265	7,206	11,590	4,308	27,442	15,140	5,481	3,787	1,434	1,227	84,876
1988/89	0,995	0,771	0,951	0,630	0,648	1,457	2,383	3,932	2,078	0,676	0,244	0,169	14,934
1989/90	0,249	0,412	4,718	2,933	1,207	1,847	3,423	7,390	3,626	0,448	0,269	0,232	26,754
1990/91	0,680	1,602	1,861	2,692	2,242	10,369	11,871	8,309	2,731	1,038	0,605	0,650	44,649
1991/92	1,110	3,079	1,784	0,204	2,002	9,373	10,797	3,939	7,962	4,959	0,998	0,768	46,976
1992/93	2,835	4,558	7,381	2,477	1,738	4,682	4,580	7,955	5,808	3,404	1,964	1,678	49,060
1993/94	5,971	4,526	3,744	8,426	4,270	5,563	2,336	4,832	1,683	0,581	0,430	0,353	42,716
1994/95	0,766	3,327	1,745	9,086	5,609	4,857	1,906	2,173	0,693	0,691	0,501	1,569	32,922
1995/96	0,154	2,335	11,535	13,236	4,268	5,680	8,601	5,665	1,554	1,872	1,306	0,660	56,866
1996/97	0,916	4,386	24,235	13,053	5,733	2,659	1,475	2,538	6,074	3,536	1,455	1,281	67,341
1997/98	0,948	11,324	14,109	2,579	1,086	0,922	2,548	3,689	1,728	0,676	0,032	0,405	40,046
1998/99	1,678	1,510	1,659	2,196	2,474	4,579	4,204	4,156	1,734	0,883	0,743	0,566	26,382
1999/00	2,684	2,389	6,056	2,269	1,905	1,269	7,601	3,042	1,551	0,697	0,391	0,251	30,106
2000/01	0,430	5,177	7,399	16,321	10,509	23,503	4,319	2,501	0,726	0,290	0,208	0,101	71,486
2001/02	0,253	0,465	0,447	1,339	1,506	3,859	3,848	7,007	3,523	1,197	0,375	0,284	24,102
2002/03	3,012	5,638	10,549	9,152	6,932	7,751	5,338	14,646	4,276	2,253	1,154	1,380	72,082
2003/04	2,709	5,812	3,789	5,906	3,769	4,214	5,399	7,858	3,541	0,761	0,223	0,337	44,317
2004/05	0,369	1,908	1,554	1,812	1,997	5,543	5,444	2,824	0,816	0,325	0,181	0,188	22,962
2005/06	0,558	6,551	6,630	5,091	3,610	15,965	11,347	5,936	3,515	2,871	1,440	1,795	65,309

3311. Río Tirón aguas arriba de río Urbión

1940/2005
(hm³)

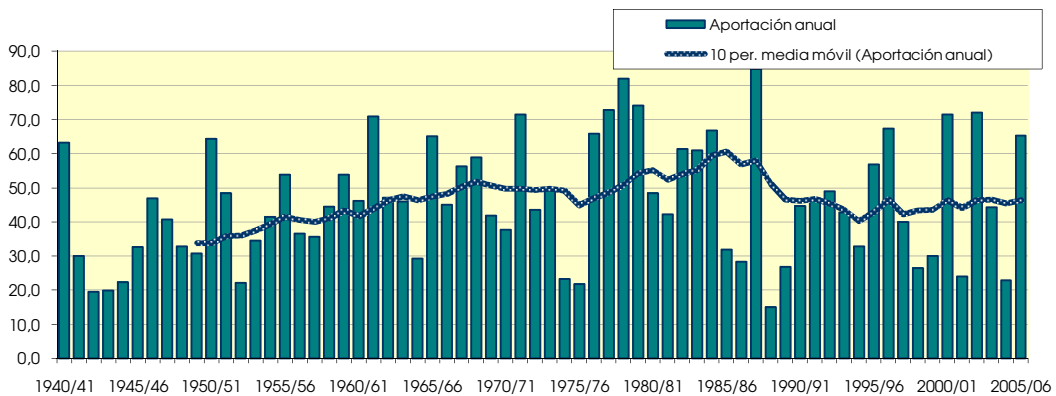
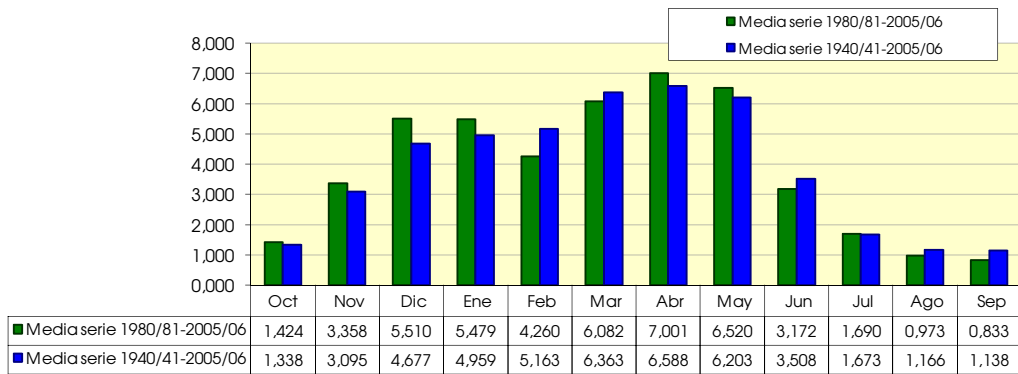
Serie completa

	Oct	Nov	Dic	Ene	Feb	Mar	Abr	May	Jun	Jul	Ago	Sep	Total
Máximo	5,971	11,324	24,235	17,079	18,746	23,503	27,442	16,645	9,757	7,814	4,962	4,609	84,876
Mínimo	0,115	0,403	0,391	0,204	0,374	0,922	1,475	0,330	0,319	0,290	0,032	0,101	14,934
Media	1,338	3,095	4,677	4,959	5,163	6,363	6,588	6,203	3,508	1,673	1,166	1,138	45,872
Percentil 1%	0,129	0,409	0,427	0,442	0,375	1,011	1,699	0,521	0,515	0,313	0,129	0,104	17,971
Percentil 5%	0,178	0,609	0,973	0,638	0,657	1,316	2,132	1,163	0,659	0,383	0,212	0,176	21,942
Percentil 10%	0,368	0,732	1,109	0,995	1,002	1,722	2,478	1,987	0,887	0,489	0,285	0,229	23,138
Percentil 25%	0,561	1,442	2,112	2,256	1,899	3,208	4,233	2,850	1,729	0,676	0,413	0,341	32,071
Percentil 50%	0,958	2,215	3,541	3,798	4,056	5,142	5,431	5,975	3,235	1,162	0,911	0,712	44,583
Desviación típica	1,122	2,591	3,930	3,939	4,441	4,429	4,037	3,870	2,181	1,469	1,047	1,090	17,328
Coef. variación	0,839	0,837	0,840	0,794	0,860	0,696	0,613	0,624	0,622	0,878	0,898	0,957	0,378

1980/2005
(hm³)

Serie para asignación y reserva

	Oct	Nov	Dic	Ene	Feb	Mar	Abr	May	Jun	Jul	Ago	Sep	Total
Máximo	5,971	11,324	24,235	16,321	11,590	23,503	27,442	15,140	8,024	4,959	4,383	3,489	84,876
Mínimo	0,154	0,412	0,447	0,204	0,648	0,922	1,475	2,087	0,693	0,290	0,032	0,101	14,934
Media	1,424	3,358	5,510	5,479	4,260	6,082	7,001	6,520	3,172	1,690	0,973	0,833	46,302
Percentil 1%	0,178	0,425	0,573	0,311	0,757	1,009	1,583	2,108	0,701	0,299	0,069	0,118	16,941
Percentil 5%	0,250	0,525	0,997	0,807	1,116	1,316	2,013	2,255	0,749	0,356	0,188	0,170	23,247
Percentil 10%	0,311	0,732	1,167	1,436	1,356	1,652	2,359	2,520	1,082	0,514	0,215	0,180	25,242
Percentil 25%	0,543	1,533	1,754	2,312	1,998	3,948	3,937	3,324	1,694	0,683	0,309	0,295	30,550
Percentil 50%	0,932	2,362	4,492	4,102	3,926	5,047	5,422	5,800	2,642	1,314	0,674	0,608	44,483
Desviación típica	1,323	2,727	5,149	4,285	2,923	4,755	5,241	3,838	2,075	1,262	0,955	0,779	18,357
Coef. variación	0,930	0,812	0,935	0,782	0,686	0,782	0,749	0,589	0,654	0,747	0,982	0,935	0,396



3312. Río Tirón aguas abajo de río Urbión

(hm ²)	Oct	Nov	Dic	Ene	Feb	Mar	Abr	May	Jun	Jul	Ago	Sep	Total
1940/41	3,360	3,761	1,721	6,427	17,057	14,541	13,588	28,754	12,661	3,179	2,336	0,907	108,291
1941/42	0,240	3,790	0,610	3,794	1,226	8,543	15,093	5,813	9,126	0,902	2,320	0,925	52,382
1942/43	1,684	0,960	4,088	8,282	2,722	2,063	4,545	1,390	0,514	2,512	0,315	3,323	32,398
1943/44	1,163	2,201	3,609	1,180	1,449	2,772	7,778	4,718	3,852	1,175	1,087	2,425	33,407
1944/45	1,638	2,459	4,580	1,152	5,480	5,809	3,129	3,632	1,630	0,855	7,257	0,180	37,799
1945/46	0,948	2,024	8,201	0,964	0,795	2,946	19,526	16,475	1,937	0,875	0,912	0,423	56,028
1946/47	0,173	0,915	2,562	3,757	14,387	28,973	7,629	10,216	5,327	1,326	3,563	2,698	81,525
1947/48	1,005	2,687	7,227	27,107	3,367	5,003	9,899	13,093	1,105	1,481	0,836	0,414	73,225
1948/49	1,101	1,016	4,663	2,816	1,285	7,692	8,136	9,496	5,497	1,171	1,698	6,530	51,099
1949/50	0,690	3,296	3,800	2,614	8,790	3,808	6,818	11,951	3,540	1,074	0,705	0,531	47,617
1950/51	0,842	2,816	11,293	9,344	14,942	18,001	10,270	15,222	10,657	2,900	2,880	0,771	99,937
1951/52	1,917	11,599	5,220	4,020	4,373	18,332	11,627	6,268	2,409	14,410	2,330	1,179	83,684
1952/53	0,890	3,302	4,952	2,544	3,629	1,714	5,190	0,975	11,034	0,614	0,495	0,669	36,009
1953/54	3,865	0,545	3,317	3,980	5,551	9,931	4,672	10,874	5,182	1,518	2,148	0,781	52,364
1954/55	0,761	3,529	1,330	11,572	12,788	7,205	7,728	4,607	7,777	3,567	0,839	1,483	63,185
1955/56	2,659	2,696	12,794	9,500	0,671	18,580	17,089	14,328	3,925	1,485	1,953	1,188	86,868
1956/57	0,775	3,580	1,520	0,842	10,982	5,813	6,835	11,022	11,198	1,032	0,572	1,015	55,187
1957/58	0,784	2,262	3,204	5,686	9,834	12,696	6,492	4,782	8,659	2,346	1,789	1,295	59,829
1958/59	1,473	2,477	16,858	7,328	1,587	13,816	10,083	9,942	5,339	1,572	4,126	5,211	79,813
1959/60	3,633	7,096	21,212	11,916	14,917	20,257	5,213	10,001	3,969	1,269	0,698	1,943	102,123
1960/61	7,545	8,155	13,794	5,202	3,958	3,796	10,962	15,339	4,369	4,260	1,294	3,233	81,909
1961/62	3,356	16,842	13,652	18,697	12,603	21,268	16,985	11,397	6,450	1,349	0,681	1,679	124,958
1962/63	1,514	3,056	3,329	12,726	2,872	22,939	11,267	3,606	11,155	1,865	0,675	8,037	83,041
1963/64	0,742	11,425	4,765	1,297	25,837	18,326	9,655	2,304	3,712	2,144	0,695	0,705	81,608
1964/65	1,249	1,190	5,082	7,537	2,221	14,376	7,013	1,886	1,086	0,545	0,517	5,658	48,360
1965/66	2,833	11,367	15,497	14,725	35,277	2,388	18,471	6,966	9,237	1,720	0,612	0,505	119,597
1966/67	6,620	9,847	4,098	7,892	6,551	13,250	8,832	10,019	4,051	1,232	1,123	0,634	74,150
1967/68	2,005	17,429	9,543	5,949	16,440	12,897	8,738	15,137	2,449	0,908	0,922	0,384	92,801
1968/69	0,225	2,370	9,449	4,697	5,781	20,790	21,061	14,418	5,936	2,719	0,622	6,523	94,593
1969/70	0,544	3,663	7,647	31,225	8,020	4,357	3,108	2,380	6,023	0,637	3,002	0,327	70,933
1970/71	1,780	2,440	3,040	3,410	3,880	3,630	14,780	21,440	11,110	4,790	2,010	2,030	74,340
1971/72	2,040	3,920	6,550	7,670	29,270	22,420	20,260	22,630	12,250	4,670	2,670	3,090	137,440
1972/73	5,950	5,430	7,480	9,120	8,630	9,460	9,880	10,940	9,910	3,370	4,250	3,930	88,350
1973/74	4,270	4,010	4,730	5,240	3,510	8,530	13,490	13,160	7,010	7,210	7,550	5,500	84,210
1974/75	0,860	2,600	1,470	4,430	4,480	5,550	7,420	3,350	4,700	3,460	2,180	1,210	41,710
1975/76	2,010	2,490	3,580	2,640	3,730	4,220	4,830	4,370	1,240	3,941	4,521	2,182	39,754
1976/77	3,680	6,680	5,170	15,350	9,190	6,670	10,030	19,430	18,790	11,240	8,130	4,840	119,200
1977/78	3,870	3,240	7,760	7,960	28,850	20,750	19,990	21,290	11,890	4,930	3,080	2,820	136,430
1978/79	2,300	1,830	14,150	16,930	28,650	24,030	21,890	12,220	7,230	3,190	1,790	1,850	136,060
1979/80	4,340	16,660	9,570	14,430	14,040	12,840	19,180	23,680	11,520	3,580	1,840	0,590	132,270
1980/81	1,120	3,670	7,950	15,200	6,390	16,740	14,820	19,530	4,680	3,230	1,640	1,180	96,150
1981/82	0,940	1,020	8,100	12,940	6,630	8,400	8,340	5,460	4,430	3,250	2,700	1,480	63,690
1982/83	2,940	7,320	11,240	5,760	7,870	8,260	13,820	23,490	6,400	4,670	7,400	6,010	105,180
1983/84	4,150	3,850	8,370	7,530	9,890	10,520	17,360	14,380	14,050	5,060	4,050	3,210	102,420
1984/85	4,390	15,580	9,020	10,550	16,230	10,840	20,030	15,570	3,115	4,340	0,544	0,272	110,481
1985/86	0,600	1,190	2,180	2,780	7,020	8,820	8,310	13,600	2,870	1,100	0,510	0,560	49,540
1986/87	0,850	1,050	1,920	4,890	8,130	6,780	16,670	3,510	2,110	2,150	1,200	0,640	49,900
1987/88	2,110	3,050	7,050	12,260	19,510	6,810	50,530	24,670	9,070	6,010	2,140	1,720	144,930
1988/89	1,400	1,170	1,210	1,040	1,170	2,740	4,630	7,630	3,600	1,300	0,500	0,390	26,780
1989/90	0,530	0,760	8,480	5,470	2,690	3,568	6,850	13,660	6,880	1,060	0,540	0,380	50,868
1990/91	1,190	2,870	3,450	5,340	4,310	19,920	22,190	15,340	5,560	2,310	1,140	1,130	84,750
1991/92	1,920	5,200	3,700	0,367	4,167	16,741	21,460	7,990	15,180	9,710	1,680	1,400	89,514
1992/93	4,980	8,270	12,220	5,600	3,450	8,610	9,480	14,940	11,790	6,000	3,200	3,090	91,630
1993/94	10,380	8,190	7,580	14,960	8,320	10,210	4,440	9,040	3,220	1,120	0,920	0,740	79,120
1994/95	1,510	6,150	3,020	16,920	10,980	9,600	3,980	4,610	1,600	1,267	1,124	2,151	62,912
1995/96	0,305	4,864	20,860	24,960	9,200	11,480	16,680	10,150	3,100	2,990	2,470	1,370	108,429
1996/97	1,670	7,940	45,090	25,560	11,400	4,850	3,080	5,020	12,490	6,410	2,740	2,160	128,410
1997/98	1,840	20,020	25,480	5,020	2,210	1,830	4,570	6,910	3,430	0,960	0,070	0,700	73,040
1998/99	3,110	2,700	3,340	4,240	5,020	8,640	8,270	7,830	3,000	1,530	1,500	0,990	50,170
1999/00	4,480	4,260	11,600	5,580	3,910	2,460	14,940	6,387	3,180	1,380	0,770	0,410	59,357
2000/01	0,760	8,240	13,350	29,120	19,890	42,130	8,460	5,220	1,470	0,570	0,330	0,190	129,730
2001/02	0,460	0,770	0,750	2,560	2,980	7,410	7,480	12,290	6,620	2,010	0,580	0,560	44,470
2002/03	5,390	9,720	19,440	18,270	14,580	14,090	10,280	26,980	7,350	4,000	2,000	2,460	134,560
2003/04	4,950	10,470	7,040	10,900	6,760	8,570	9,890	14,810	6,760	1,420	0,580	0,540	82,690
2004/05	0,620	3,180	2,760	3,390	3,310	10,690	10,600	5,150	1,410	0,580	0,370	0,320	42,380
2005/06	1,050	11,580	11,840	10,340	6,740	30,020	21,780	11,360	6,310	4,340	3,170	2,750	121,280

3312. Río Tirón aguas abajo de río Urbión

1940/2005
(hm³)

Serie completa

	Oct	Nov	Dic	Ene	Feb	Mar	Abr	May	Jun	Jul	Ago	Sep	Total
Máximo	10,380	20,020	45,090	31,225	35,277	42,130	50,530	28,754	18,790	14,410	8,130	8,037	144,930
Mínimo	0,173	0,545	0,610	0,367	0,671	1,714	3,080	0,975	0,514	0,545	0,070	0,180	26,780
Media	2,288	5,314	8,033	8,841	8,975	11,390	11,790	11,137	6,290	2,906	1,983	1,916	80,862

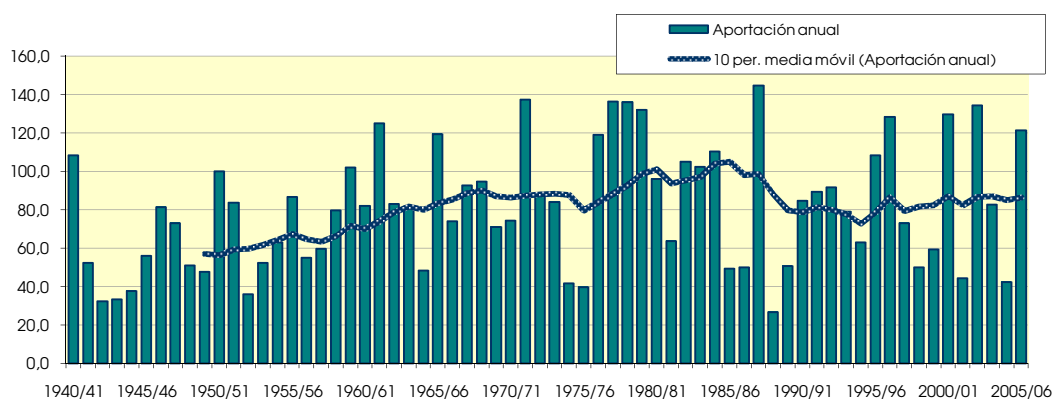
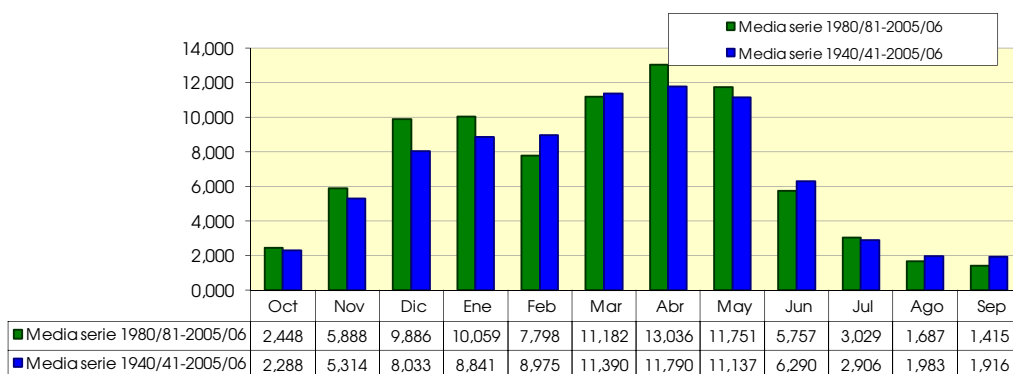
Percentil 1%	0,207	0,685	0,701	0,676	0,752	1,789	3,098	1,245	0,886	0,561	0,229	0,186	30,432
Percentil 5%	0,344	0,926	1,365	1,068	1,241	2,406	4,095	2,323	1,283	0,620	0,401	0,322	36,457
Percentil 10%	0,572	1,035	1,820	1,921	1,899	2,859	4,600	3,558	1,615	0,889	0,513	0,387	42,045
Percentil 25%	0,853	2,445	3,368	3,840	3,540	5,615	7,115	5,280	3,190	1,189	0,685	0,601	52,368
Percentil 50%	1,654	3,555	6,795	6,188	6,685	9,140	9,895	10,545	5,418	2,077	1,570	1,199	81,567
Desviación típica	1,980	4,612	7,140	7,212	7,719	7,933	7,387	6,695	4,039	2,577	1,806	1,825	31,528
Coef. variación	0,866	0,868	0,889	0,816	0,860	0,696	0,627	0,601	0,642	0,887	0,910	0,953	0,390

1980/2005
(hm³)

Serie para asignación y reserva

	Oct	Nov	Dic	Ene	Feb	Mar	Abr	May	Jun	Jul	Ago	Sep	Total
Máximo	10,380	20,020	45,090	29,120	19,890	42,130	50,530	26,980	15,180	9,710	7,400	6,010	144,930
Mínimo	0,305	0,760	0,750	0,367	1,170	1,830	3,080	3,510	1,410	0,570	0,070	0,190	26,780
Media	2,448	5,888	9,886	10,059	7,798	11,182	13,036	11,751	5,757	3,029	1,687	1,415	83,938

Percentil 1%	0,344	0,763	0,865	0,535	1,430	1,988	3,305	3,785	1,425	0,573	0,135	0,211	30,680
Percentil 5%	0,478	0,833	1,388	1,420	2,330	2,530	4,095	4,713	1,503	0,675	0,340	0,284	42,903
Percentil 10%	0,565	1,035	2,050	2,670	2,835	3,154	4,505	5,085	1,855	1,010	0,435	0,350	47,005
Percentil 25%	0,873	2,743	3,368	4,923	3,974	6,960	7,678	6,518	3,104	1,275	0,553	0,545	52,990
Percentil 50%	1,590	4,562	8,025	6,645	6,750	8,730	10,085	10,755	4,555	2,230	1,170	1,060	83,720
Desviación típica	2,289	4,802	9,499	7,818	5,092	8,697	9,652	6,503	3,901	2,268	1,577	1,303	32,751
Coef. variación	0,935	0,816	0,961	0,777	0,653	0,778	0,740	0,553	0,678	0,749	0,934	0,921	0,390



3313. Rio Retorlo

(hm ²)	Oct	Nov	Dic	Ene	Feb	Mar	Abr	May	Jun	Jul	Ago	Sep	Total
1940/41	0.170	0.047	0.077	2.281	1.528	0.765	1.391	5.003	1.695	0.080	0.030	0.012	13.079
1941/42	0.007	0.069	0.010	0.416	0.179	0.053	1.105	0.166	0.338	0.012	0.017	0.012	2.384
1942/43	0.026	0.009	0.018	0.058	0.072	0.010	0.047	0.010	0.007	0.018	0.009	0.082	0.366
1943/44	0.012	0.015	0.047	0.010	0.078	0.009	0.053	0.064	0.028	0.007	0.010	0.037	0.371
1944/45	0.030	0.018	0.109	1.063	0.027	0.020	0.009	0.029	0.009	0.007	0.092	0.007	1.419
1945/46	0.007	0.010	0.092	0.024	0.006	0.006	1.996	0.952	0.029	0.012	0.011	0.007	3.153
1946/47	0.005	0.005	0.044	0.103	1.824	2.210	0.522	1.059	0.185	0.014	0.028	0.040	6.039
1947/48	0.015	0.055	0.388	3.508	0.307	0.200	1.346	1.301	0.034	0.013	0.013	0.013	7.192
1948/49	0.012	0.018	0.034	0.043	0.039	0.207	0.142	0.319	0.040	0.010	0.010	0.420	1.295
1949/50	0.017	0.025	0.053	0.028	0.080	0.047	0.241	0.231	0.184	0.011	0.008	0.005	0.931
1950/51	0.019	0.023	0.204	0.305	0.671	1.598	1.081	0.968	0.931	0.040	0.014	0.015	5.870
1951/52	0.027	0.199	0.102	0.382	0.302	2.789	1.363	0.578	0.173	0.948	0.025	0.014	6.901
1952/53	0.021	0.117	0.159	0.219	0.373	0.012	0.376	0.023	0.386	0.011	0.009	0.019	1.725
1953/54	0.170	0.010	0.017	0.218	0.255	0.341	0.030	0.393	0.063	0.009	0.009	0.010	1.526
1954/55	0.006	0.019	0.006	0.180	0.653	0.131	0.198	0.434	0.140	0.023	0.009	0.012	1.811
1955/56	0.161	0.060	0.885	0.844	1.284	2.097	2.830	1.832	0.176	0.023	0.013	0.011	10.215
1956/57	0.010	0.123	0.022	0.075	0.466	0.070	0.109	0.580	0.456	0.022	0.011	0.010	1.954
1957/58	0.009	0.031	0.038	0.214	0.162	0.623	0.238	0.251	0.261	0.015	0.017	0.019	1.878
1958/59	0.059	0.052	0.729	0.146	0.126	1.089	1.124	1.125	0.258	0.020	0.164	0.243	5.137
1959/60	0.416	1.110	4.455	3.290	4.326	3.400	1.049	1.836	0.403	0.029	0.013	0.026	20.354
1960/61	1.017	1.310	3.853	1.005	0.640	0.033	0.895	1.162	0.199	0.019	0.011	0.028	10.173
1961/62	0.072	3.578	1.269	4.198	4.131	4.039	1.594	1.115	0.072	0.019	0.013	0.015	20.116
1962/63	0.024	0.033	0.195	1.134	0.281	2.133	0.769	0.024	0.697	0.037	0.011	0.125	5.464
1963/64	0.008	0.511	0.204	0.009	2.138	2.325	1.041	0.157	0.016	0.011	0.009	0.012	6.442
1964/65	0.020	0.007	0.080	0.096	0.213	0.468	0.144	0.030	0.008	0.006	0.005	0.042	1.119
1965/66	0.084	0.363	2.336	1.772	5.513	0.172	2.699	0.736	0.940	0.047	0.017	0.010	14.688
1966/67	0.975	1.149	0.110	0.800	0.331	1.043	1.288	1.076	0.126	0.017	0.010	0.015	6.941
1967/68	0.033	3.908	0.708	0.275	1.656	2.221	1.553	1.344	0.103	0.020	0.011	0.007	11.840
1968/69	0.006	0.022	0.055	0.024	0.038	0.544	2.803	0.863	0.174	0.019	0.011	0.543	5.101
1969/70	0.023	0.049	0.215	4.622	1.429	0.333	0.140	0.083	0.111	0.009	0.019	0.006	7.038
1970/71	0.013	0.131	0.161	0.918	0.591	1.443	2.199	5.470	1.817	0.700	0.036	0.020	13.498
1971/72	0.024	1.015	0.901	2.163	6.330	3.106	1.948	1.748	0.844	0.082	0.243	0.267	18.672
1972/73	0.328	0.457	1.074	1.820	2.248	0.813	0.630	2.839	1.327	0.278	0.066	0.009	11.888
1973/74	0.008	0.004	0.221	0.416	1.218	3.926	3.268	1.013	0.292	0.081	0.042	0.008	10.497
1974/75	0.103	0.228	0.009	0.180	0.124	0.830	3.589	3.605	0.510	0.030	0.022	0.026	9.256
1975/76	0.007	0.601	0.735	0.360	0.374	0.112	3.288	0.209	0.108	0.052	0.191	0.037	6.074
1976/77	0.061	0.252	1.712	2.100	1.485	0.875	1.146	3.466	4.150	0.935	0.109	0.016	16.308
1977/78	0.246	0.015	1.128	4.168	4.135	2.204	5.255	3.074	2.305	0.094	0.027	0.011	22.662
1978/79	0.007	0.015	0.863	3.525	4.242	4.634	1.124	0.748	0.265	0.040	0.012	0.049	15.523
1979/80	0.343	0.914	0.822	1.156	0.953	2.369	1.127	2.484	0.928	0.136	0.051	0.011	11.294
1980/81	0.019	0.508	1.379	1.607	1.309	0.661	3.698	0.510	0.061	0.038	0.007	0.046	9.843
1981/82	0.006	0.005	1.517	0.198	0.496	0.143	0.008	0.511	0.023	0.007	0.006	0.011	2.932
1982/83	0.085	0.819	1.120	0.028	0.275	0.165	2.359	0.398	0.146	0.031	2.345	0.083	7.854
1983/84	0.021	0.009	0.437	0.233	2.688	1.333	1.255	3.825	1.284	0.045	0.013	0.006	11.149
1984/85	0.092	2.212	0.381	1.776	1.329	1.555	1.840	2.172	0.477	0.080	0.016	0.010	11.941
1985/86	0.005	0.363	0.080	0.725	1.855	0.673	2.152	0.144	0.016	0.008	0.008	0.082	6.112
1986/87	0.041	0.005	0.117	0.447	0.823	0.842	0.828	0.066	0.159	0.024	0.008	0.014	3.373
1987/88	0.312	0.330	0.696	1.765	1.500	0.617	9.469	2.424	1.104	0.276	0.023	0.011	18.528
1988/89	0.013	0.004	0.004	0.004	0.119	0.100	1.163	0.530	0.054	0.074	0.009	0.023	2.096
1989/90	0.006	0.060	1.066	0.859	0.331	0.243	1.881	0.839	0.363	0.016	0.009	0.007	5.677
1990/91	0.168	0.259	0.892	1.846	2.375	2.227	3.023	1.852	0.198	0.014	0.008	0.024	12.886
1991/92	0.060	0.310	0.165	0.141	0.403	1.416	1.707	0.796	3.875	0.714	0.155	0.021	9.763
1992/93	1.426	0.192	1.154	0.311	2.002	1.946	1.794	1.823	1.351	0.023	0.016	0.166	12.204
1993/94	0.396	0.226	0.838	1.951	2.280	0.531	0.867	0.806	0.356	0.009	0.009	0.044	8.315
1994/95	0.119	0.159	1.012	1.340	1.946	0.712	0.663	0.794	0.286	0.011	0.010	0.010	7.061
1995/96	0.004	0.178	3.197	2.586	2.645	2.009	1.506	0.998	0.208	0.091	0.046	0.008	13.475
1996/97	0.038	0.658	5.149	2.123	0.565	0.214	0.826	3.044	1.543	0.363	0.762	0.016	15.301
1997/98	0.122	4.067	1.519	1.410	0.993	0.930	2.670	1.835	0.353	0.014	0.009	0.035	13.958
1998/99	0.006	0.118	0.244	0.890	1.541	1.167	0.924	1.055	0.156	0.485	0.021	0.145	6.751
1999/00	0.301	0.592	1.319	0.815	0.547	0.711	2.665	0.859	0.284	0.072	0.006	0.006	8.178
2000/01	0.030	0.528	1.159	4.470	1.491	4.645	0.848	0.622	0.080	0.043	0.010	0.007	13.935
2001/02	0.030	0.210	0.045	0.287	0.294	0.358	0.839	2.103	0.673	0.022	0.153	0.013	5.026
2002/03	0.752	0.849	1.513	4.368	1.309	0.534	2.120	3.382	0.131	0.022	0.011	0.013	15.003
2003/04	0.929	0.429	0.593	1.864	0.934	1.203	1.325	2.136	0.368	0.015	0.042	0.031	9.871
2004/05	0.048	0.212	0.563	0.476	0.056	0.511	0.795	0.318	0.020	0.007	0.006	0.005	3.017
2005/06	0.576	2.247	0.943	0.492	1.358	1.489	2.074	0.073	0.171	0.030	0.010	0.010	9.474

3313. Río Retorío

1940/2005
(hm³)

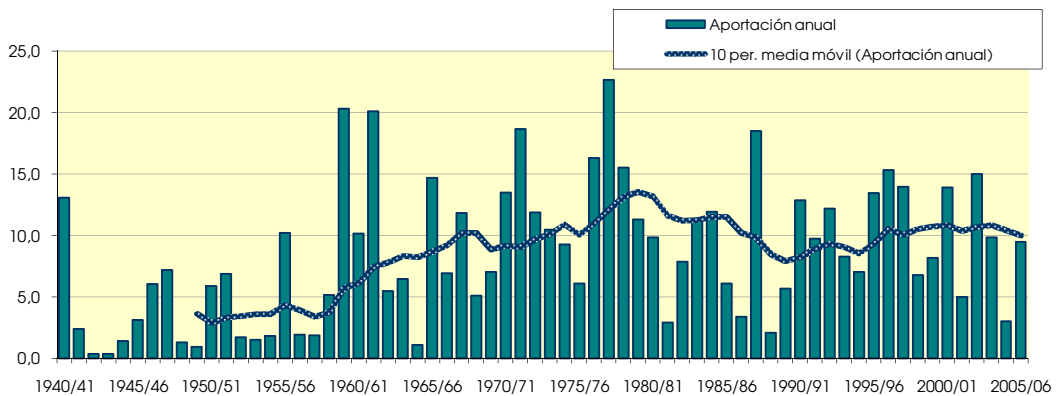
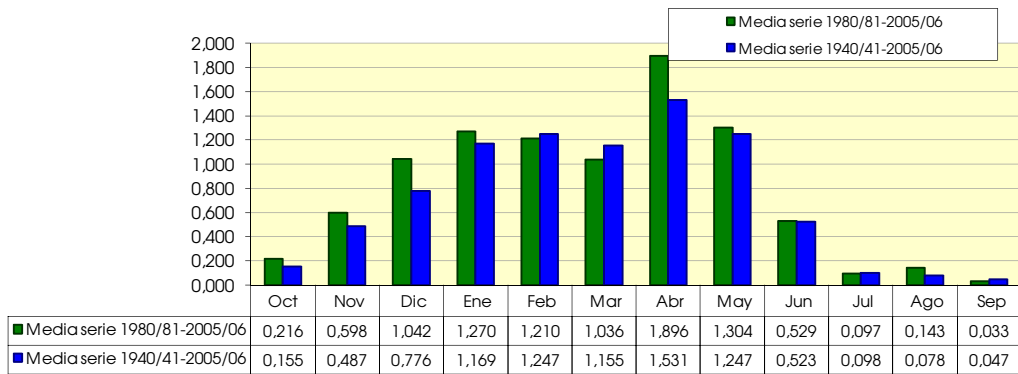
Serie completa

	Oct	Nov	Dic	Ene	Feb	Mar	Abr	May	Jun	Jul	Ago	Sep	Total
Máximo	1,426	4,067	5,149	4,622	6,330	4,645	9,469	5,470	4,150	0,948	2,345	0,543	22,662
Mínimo	0,004	0,004	0,004	0,004	0,006	0,006	0,008	0,010	0,007	0,006	0,005	0,005	0,366
Media	0,155	0,487	0,776	1,169	1,247	1,155	1,531	1,247	0,523	0,098	0,078	0,047	8,514
Percentil 1%	0,005	0,004	0,006	0,007	0,020	0,008	0,008	0,018	0,008	0,006	0,006	0,005	0,369
Percentil 5%	0,006	0,005	0,012	0,024	0,043	0,014	0,048	0,029	0,016	0,007	0,006	0,006	1,163
Percentil 10%	0,006	0,009	0,028	0,036	0,079	0,050	0,141	0,070	0,026	0,009	0,008	0,007	1,625
Percentil 25%	0,012	0,022	0,083	0,202	0,284	0,209	0,776	0,337	0,104	0,013	0,009	0,010	3,786
Percentil 50%	0,030	0,168	0,413	0,762	0,747	0,738	1,154	0,861	0,203	0,022	0,013	0,014	7,523
Desviación típica	0,283	0,875	1,036	1,287	1,369	1,178	1,460	1,231	0,798	0,206	0,301	0,093	5,558
Coef. variación	1,831	1,798	1,334	1,101	1,098	1,020	0,954	0,987	1,524	2,094	3,858	1,967	0,653

1980/2005
(hm³)

Serie para asignación y reserva

	Oct	Nov	Dic	Ene	Feb	Mar	Abr	May	Jun	Jul	Ago	Sep	Total
Máximo	1,426	4,067	5,149	4,470	2,688	4,645	9,469	3,825	3,875	0,714	2,345	0,166	18,528
Mínimo	0,004	0,004	0,004	0,004	0,056	0,100	0,008	0,066	0,016	0,007	0,006	0,005	2,096
Media	0,216	0,598	1,042	1,270	1,210	1,036	1,896	1,304	0,529	0,097	0,143	0,033	9,374
Percentil 1%	0,005	0,004	0,014	0,010	0,072	0,110	0,172	0,068	0,017	0,007	0,006	0,005	2,305
Percentil 5%	0,005	0,005	0,053	0,056	0,158	0,149	0,696	0,091	0,021	0,007	0,006	0,006	2,953
Percentil 10%	0,006	0,007	0,098	0,170	0,284	0,189	0,811	0,231	0,038	0,009	0,007	0,006	3,195
Percentil 25%	0,019	0,164	0,395	0,345	0,509	0,516	0,853	0,516	0,135	0,015	0,009	0,010	6,272
Percentil 50%	0,054	0,285	0,917	0,874	1,309	0,711	1,607	0,849	0,246	0,027	0,010	0,014	9,618
Desviación típica	0,347	0,911	1,079	1,189	0,799	0,952	1,763	1,053	0,810	0,172	0,473	0,042	4,341
Coef. variación	1,611	1,523	1,035	0,937	0,660	0,919	0,930	0,807	1,533	1,769	3,308	1,286	0,463



3315. Río Bañuelos

(hm ²)	Oct	Nov	Dic	Ene	Feb	Mar	Abr	May	Jun	Jul	Ago	Sep	Total
1940/41	0.323	0.058	0.152	4.002	3.658	2.532	3.222	13.838	3.120	0.054	0.005	0.003	30.966
1941/42	0.000	0.060	0.006	0.903	0.088	0.045	2.571	0.243	0.062	0.002	0.016	0.032	4.028
1942/43	0.024	0.000	0.009	0.040	0.031	0.001	0.027	0.001	0.004	0.009	0.000	0.043	0.189
1943/44	0.001	0.014	0.036	0.002	0.049	0.004	0.017	0.034	0.013	0.003	0.003	0.030	0.206
1944/45	0.039	0.020	0.091	1.905	0.006	0.049	0.002	0.030	0.004	0.000	0.036	0.000	2.184
1945/46	0.006	0.013	0.030	0.044	0.008	0.014	3.697	1.650	0.006	0.001	0.004	0.001	5.472
1946/47	0.000	0.002	0.137	0.058	3.034	4.787	1.008	2.306	0.314	0.002	0.021	0.032	11.703
1947/48	0.015	0.042	0.334	7.881	0.315	0.219	2.866	1.726	0.003	0.002	0.011	0.009	13.423
1948/49	0.009	0.019	0.022	0.023	0.020	0.170	0.129	0.603	0.062	0.001	0.004	1.168	2.230
1949/50	0.003	0.020	0.039	0.018	0.051	0.046	0.520	0.175	0.242	0.001	0.001	0.000	1.114
1950/51	0.027	0.018	0.181	0.336	0.634	3.590	2.124	1.220	1.981	0.099	0.007	0.015	10.234
1951/52	0.034	0.038	0.040	0.276	0.151	5.697	3.140	0.767	0.371	1.791	0.005	0.006	12.316
1952/53	0.035	0.043	0.053	0.128	0.607	0.001	0.731	0.018	0.530	0.001	0.001	0.019	2.167
1953/54	0.262	0.005	0.016	0.425	0.498	0.833	0.150	1.907	0.091	0.002	0.004	0.006	4.199
1954/55	0.000	0.023	0.011	0.216	1.538	0.352	0.609	0.802	0.576	0.062	0.001	0.007	4.197
1955/56	0.149	0.035	2.341	3.451	4.187	6.818	9.199	4.732	0.338	0.001	0.009	0.008	31.268
1956/57	0.018	0.132	0.021	0.057	0.798	0.064	0.195	1.064	1.572	0.001	0.001	0.005	3.927
1957/58	0.005	0.042	0.031	0.317	0.165	1.313	0.323	0.485	0.445	0.008	0.020	0.017	3.169
1958/59	0.051	0.047	0.495	0.058	0.048	1.111	0.907	1.623	0.186	0.002	0.033	0.137	4.696
1959/60	0.254	0.422	6.932	4.279	6.279	6.248	0.971	1.557	0.281	0.003	0.004	0.015	27.247
1960/61	0.877	0.770	6.010	2.946	1.034	0.008	2.506	2.136	0.209	0.006	0.001	0.035	16.539
1961/62	0.101	5.067	1.336	9.124	8.175	8.455	3.726	2.382	0.008	0.001	0.001	0.008	38.383
1962/63	0.024	0.025	0.132	1.554	0.398	3.873	1.462	0.029	1.645	0.082	0.001	0.058	9.285
1963/64	0.000	0.265	0.093	0.001	2.084	3.480	2.238	0.279	0.001	0.001	0.002	0.009	8.455
1964/65	0.028	0.015	0.070	0.128	0.272	0.903	0.431	0.038	0.000	0.000	0.000	0.031	1.916
1965/66	0.084	0.189	2.862	2.708	8.657	0.381	5.788	1.792	2.891	0.004	0.001	0.001	25.359
1966/67	1.756	2.017	0.168	1.629	0.902	2.008	3.026	1.787	0.168	0.005	0.003	0.015	13.485
1967/68	0.043	5.705	1.040	0.270	3.686	4.496	4.314	3.216	0.142	0.001	0.006	0.000	22.920
1968/69	0.000	0.030	0.039	0.019	0.020	0.694	8.321	1.735	0.339	0.002	0.001	0.633	11.832
1969/70	0.001	0.021	0.232	8.346	2.121	0.571	0.257	0.153	0.241	0.001	0.024	0.001	11.968
1970/71	0.012	0.040	0.054	0.947	0.275	1.416	3.857	11.295	1.971	0.300	0.002	0.006	20.174
1971/72	0.001	0.325	0.098	3.082	8.520	4.306	2.547	2.779	1.960	0.021	0.220	0.130	23.989
1972/73	0.164	0.049	0.276	1.173	2.414	0.625	0.656	3.575	1.365	0.278	0.052	0.002	10.628
1973/74	0.002	0.001	0.022	0.093	0.866	3.795	6.306	1.004	0.639	0.017	0.024	0.000	12.768
1974/75	0.084	0.087	0.001	0.181	0.062	1.276	4.473	6.651	0.721	0.002	0.008	0.013	13.559
1975/76	0.000	0.247	0.188	0.142	0.441	0.063	3.591	0.048	0.014	0.122	0.092	0.018	4.966
1976/77	0.012	0.066	0.965	0.865	1.113	0.969	1.285	5.814	8.250	1.673	0.005	0.001	21.018
1977/78	0.045	0.003	0.988	6.288	6.472	2.740	11.313	3.907	3.468	0.005	0.005	0.001	35.235
1978/79	0.004	0.036	0.763	6.689	5.687	7.616	1.782	2.107	0.684	0.008	0.008	0.052	25.436
1979/80	0.906	1.292	1.700	1.031	1.422	8.548	2.830	8.551	2.424	0.041	0.011	0.001	28.758
1980/81	0.014	0.122	0.967	1.766	1.139	0.937	7.825	0.335	0.005	0.009	0.000	0.026	13.144
1981/82	0.001	0.000	0.977	0.038	0.129	0.036	0.000	0.159	0.016	0.001	0.000	0.012	1.371
1982/83	0.054	0.368	1.850	0.002	0.666	0.639	3.896	0.554	0.011	0.016	5.662	0.004	13.722
1983/84	0.001	0.014	0.274	0.041	3.664	1.861	2.100	5.715	1.105	0.002	0.002	0.000	14.778
1984/85	0.054	4.324	0.028	1.257	0.599	2.344	2.696	2.795	0.527	0.644	0.001	0.001	15.270
1985/86	0.000	0.301	0.016	0.586	1.667	0.440	3.083	0.396	0.001	0.000	0.000	0.131	6.622
1986/87	0.016	0.000	0.053	0.718	2.103	1.700	1.257	0.034	0.082	0.026	0.000	0.003	5.992
1987/88	0.279	0.308	0.317	1.905	2.490	0.671	21.306	3.369	2.672	0.569	0.001	0.001	33.887
1988/89	0.008	0.000	0.000	0.000	0.011	0.000	1.469	0.115	0.000	0.130	0.001	0.022	1.756
1989/90	0.000	0.068	0.530	0.760	0.082	0.039	2.580	1.471	0.357	0.000	0.003	0.002	5.892
1990/91	0.051	0.093	0.838	1.775	4.221	2.875	8.670	1.773	0.080	0.001	0.001	0.047	20.424
1991/92	0.025	0.182	0.004	0.083	0.041	2.126	1.293	0.824	9.555	0.917	0.109	0.005	15.164
1992/93	3.349	0.029	0.999	0.077	2.203	2.232	2.803	2.776	2.640	0.001	0.012	0.175	17.296
1993/94	0.174	0.037	0.512	2.224	1.889	0.492	0.659	0.927	0.357	0.001	0.001	0.028	7.300
1994/95	0.085	0.072	0.707	2.220	3.707	0.757	0.468	1.644	0.308	0.024	0.004	0.004	10.000
1995/96	0.000	0.044	2.264	2.665	3.799	2.863	2.352	0.735	0.059	0.024	0.017	0.003	14.827
1996/97	0.017	0.227	5.153	3.849	0.281	0.064	0.361	3.912	1.921	0.467	0.847	0.001	17.100
1997/98	0.025	3.320	2.373	0.886	0.765	0.934	4.237	2.259	0.286	0.001	0.001	0.025	15.111
1998/99	0.000	0.034	0.010	0.331	0.617	0.408	0.453	0.674	0.081	0.196	0.005	0.070	2.878
1999/00	0.054	0.239	0.533	0.265	0.187	0.264	2.076	0.720	0.117	0.023	0.001	0.000	4.481
2000/01	0.017	0.237	0.363	5.761	0.717	7.706	0.604	0.496	0.023	0.030	0.001	0.008	15.964
2001/02	0.012	0.138	0.001	0.053	0.020	0.021	0.482	1.947	0.535	0.003	0.107	0.011	3.330
2002/03	0.444	0.274	1.448	8.999	3.466	0.810	3.142	3.788	0.022	0.001	0.001	0.008	22.403
2003/04	0.799	0.120	0.288	2.832	1.747	3.254	1.803	3.318	0.110	0.001	0.021	0.046	14.339
2004/05	0.014	0.044	0.238	0.160	0.323	0.163	1.110	0.325	0.003	0.000	0.001	0.000	2.382
2005/06	1.048	4.547	0.657	0.560	2.603	2.510	3.142	0.053	0.597	0.023	0.001	0.006	15.745

3315. Río Bañuelos

1940/2005
(hm³)

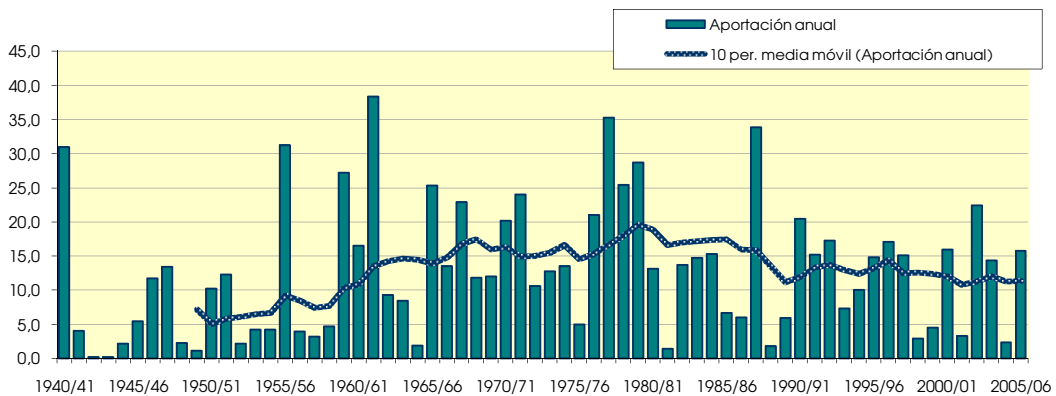
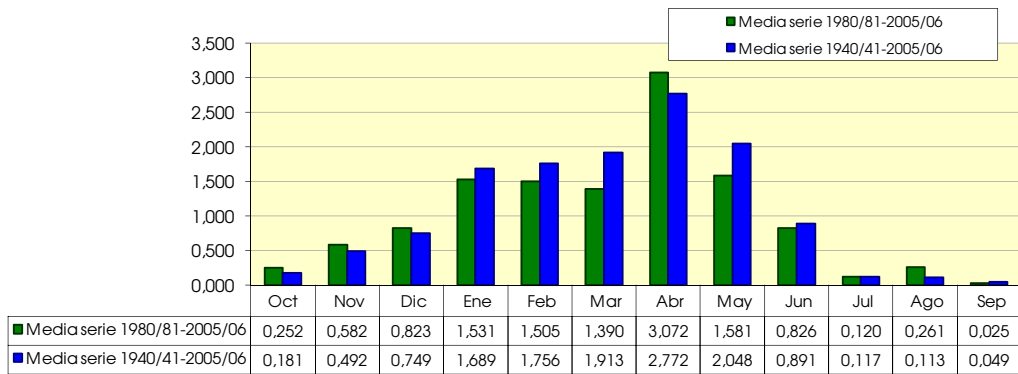
Serie completa

	Oct	Nov	Dic	Ene	Feb	Mar	Abr	May	Jun	Jul	Ago	Sep	Total
Máximo	3,349	5,705	6,932	9,124	8,657	8,548	21,306	13,838	9,555	1,791	5,662	1,168	38,383
Mínimo	0,000	0,000	0,000	0,000	0,006	0,000	0,000	0,001	0,000	0,000	0,000	0,000	0,189
Media	0,181	0,492	0,749	1,689	1,756	1,913	2,772	2,048	0,891	0,117	0,113	0,049	12,770
Percentil 1%	0,000	0,000	0,001	0,001	0,008	0,001	0,002	0,012	0,000	0,000	0,000	0,000	0,200
Percentil 5%	0,000	0,001	0,004	0,006	0,020	0,005	0,052	0,031	0,001	0,000	0,000	0,000	1,467
Percentil 10%	0,000	0,004	0,010	0,030	0,036	0,028	0,226	0,043	0,004	0,001	0,001	0,001	2,175
Percentil 25%	0,003	0,022	0,036	0,085	0,170	0,182	0,621	0,350	0,032	0,001	0,001	0,002	4,269
Percentil 50%	0,024	0,048	0,210	0,652	0,781	0,918	2,112	1,514	0,284	0,004	0,004	0,008	12,142
Desviación típica	0,498	1,241	1,350	2,371	2,185	2,295	3,347	2,579	1,687	0,332	0,702	0,163	9,589
Coef. variación	2,752	2,525	1,803	1,404	1,244	1,199	1,207	1,259	1,894	2,837	6,221	3,341	0,751

1980/2005
(hm³)

Serie para asignación y reserva

	Oct	Nov	Dic	Ene	Feb	Mar	Abr	May	Jun	Jul	Ago	Sep	Total
Máximo	3,349	4,547	5,153	8,999	4,221	7,706	21,306	5,715	9,555	0,917	5,662	0,175	33,887
Mínimo	0,000	0,000	0,000	0,000	0,011	0,000	0,000	0,034	0,000	0,000	0,000	0,000	1,371
Media	0,252	0,582	0,823	1,531	1,505	1,390	3,072	1,581	0,826	0,120	0,261	0,025	11,968
Percentil 1%	0,000	0,000	0,000	0,001	0,013	0,005	0,091	0,038	0,001	0,000	0,000	0,000	1,467
Percentil 5%	0,000	0,000	0,001	0,011	0,025	0,025	0,384	0,068	0,001	0,000	0,000	0,000	1,913
Percentil 10%	0,000	0,007	0,007	0,039	0,061	0,038	0,460	0,137	0,004	0,000	0,000	0,000	2,630
Percentil 25%	0,009	0,039	0,099	0,102	0,292	0,300	0,772	0,421	0,022	0,001	0,001	0,002	5,917
Percentil 50%	0,021	0,121	0,521	0,739	0,952	0,784	2,088	0,875	0,113	0,013	0,001	0,007	14,030
Desviación típica	0,682	1,300	1,114	2,071	1,386	1,654	4,266	1,498	1,939	0,244	1,114	0,042	7,620
Coef. variación	2,712	2,232	1,353	1,353	0,921	1,190	1,389	0,947	2,348	2,037	4,261	1,705	0,637



3317. Río Redecilla

(hm ²)	Oct	Nov	Dic	Ene	Feb	Mar	Abr	May	Jun	Jul	Ago	Sep	Total
1940/41	0.621	0.234	0.468	3.331	1.919	0.984	1.317	5.014	1.710	0.057	0.052	0.020	15.726
1941/42	0.016	0.165	0.026	0.987	0.505	0.204	1.514	0.345	0.636	0.014	0.015	0.010	4.438
1942/43	0.038	0.009	0.078	0.253	0.303	0.051	0.220	0.047	0.010	0.015	0.007	0.090	1.121
1943/44	0.007	0.019	0.135	0.026	0.241	0.029	0.213	0.352	0.122	0.008	0.007	0.035	1.194
1944/45	0.065	0.062	0.508	1.758	0.076	0.136	0.038	0.179	0.015	0.007	0.157	0.008	3.008
1945/46	0.007	0.010	0.273	0.052	0.010	0.024	2.485	1.517	0.026	0.016	0.012	0.009	4.441
1946/47	0.007	0.006	0.079	0.177	2.363	2.506	0.542	1.487	0.390	0.017	0.052	0.070	7.695
1947/48	0.044	0.329	1.442	4.196	0.604	0.501	1.571	1.599	0.056	0.015	0.010	0.008	10.374
1948/49	0.011	0.045	0.201	0.241	0.232	1.255	0.628	1.427	0.299	0.014	0.012	0.366	4.730
1949/50	0.022	0.154	0.383	0.203	0.386	0.239	0.614	0.830	0.262	0.011	0.009	0.007	3.120
1950/51	0.036	0.062	0.859	0.887	0.810	1.990	0.999	1.491	0.789	0.106	0.045	0.015	8.088
1951/52	0.148	0.822	0.518	0.884	0.501	2.749	1.129	0.877	0.166	0.894	0.027	0.013	8.728
1952/53	0.060	0.234	0.570	0.651	0.494	0.026	0.434	0.132	0.434	0.011	0.009	0.011	3.067
1953/54	0.502	0.022	0.146	0.974	0.586	0.819	0.208	1.440	0.224	0.016	0.013	0.010	4.958
1954/55	0.008	0.083	0.018	0.788	1.200	0.403	0.504	0.932	0.337	0.171	0.012	0.012	4.469
1955/56	0.609	0.360	1.892	1.933	0.513	2.466	2.316	2.155	0.194	0.020	0.019	0.013	12.489
1956/57	0.027	0.582	0.171	0.439	0.762	0.266	0.497	1.769	0.841	0.019	0.013	0.010	5.397
1957/58	0.011	0.156	0.264	1.011	0.624	1.181	0.518	0.812	0.404	0.060	0.043	0.024	5.107
1958/59	0.275	0.397	3.097	0.671	0.336	1.534	0.652	1.797	0.631	0.040	0.333	0.460	10.224
1959/60	0.994	1.643	5.336	2.623	3.245	2.732	0.480	1.463	0.366	0.027	0.012	0.023	18.945
1960/61	1.541	1.611	4.555	1.148	0.429	0.033	0.855	1.946	0.258	0.127	0.014	0.110	12.629
1961/62	0.645	4.470	1.681	4.006	2.257	3.361	1.578	1.662	0.240	0.021	0.016	0.014	19.951
1962/63	0.046	0.144	0.946	2.377	0.851	2.762	0.728	0.129	1.066	0.123	0.011	0.544	9.727
1963/64	0.012	1.717	1.059	0.059	3.496	2.895	1.163	0.292	0.058	0.013	0.009	0.008	10.781
1964/65	0.033	0.011	0.580	0.651	0.864	1.563	0.596	0.225	0.013	0.008	0.006	0.072	4.623
1965/66	0.308	1.307	3.772	2.368	5.159	0.236	2.248	1.001	1.359	0.031	0.015	0.011	17.814
1966/67	2.074	2.296	0.609	1.523	0.791	1.480	1.309	1.393	0.384	0.027	0.010	0.010	11.908
1967/68	0.168	5.471	1.903	0.790	2.394	2.545	1.348	1.984	0.235	0.017	0.013	0.010	16.878
1968/69	0.008	0.036	0.390	0.129	0.357	1.895	3.727	1.451	0.514	0.042	0.013	0.890	9.453
1969/70	0.013	0.356	1.311	5.533	1.737	0.583	0.227	0.092	0.253	0.012	0.041	0.007	10.164
1970/71	0.009	0.137	0.139	0.525	0.332	1.026	2.063	4.727	1.538	0.751	0.027	0.023	11.297
1971/72	0.039	1.500	1.078	1.949	5.297	2.582	1.180	1.527	0.846	0.103	0.273	0.413	16.787
1972/73	0.472	0.472	0.992	1.530	2.083	0.450	0.260	1.922	1.283	0.266	0.135	0.013	9.877
1973/74	0.024	0.008	0.898	0.936	2.349	4.310	2.764	0.895	0.315	0.178	0.099	0.013	12.790
1974/75	0.267	0.442	0.075	0.651	0.494	1.523	3.343	3.384	0.578	0.022	0.022	0.029	10.829
1975/76	0.012	0.856	1.594	0.757	0.393	0.139	2.966	0.176	0.250	0.096	0.141	0.018	7.398
1976/77	0.132	0.207	2.194	2.161	1.289	0.959	1.199	4.099	3.520	1.019	0.147	0.020	16.947
1977/78	0.278	0.091	1.905	4.099	3.736	1.904	4.419	3.025	2.141	0.037	0.024	0.017	21.678
1978/79	0.014	0.023	1.474	3.444	4.190	3.667	1.264	0.892	0.411	0.051	0.030	0.212	15.673
1979/80	1.284	1.183	1.564	1.555	0.854	2.741	1.189	3.096	1.196	0.101	0.044	0.013	14.822
1980/81	0.012	0.510	1.555	1.911	1.236	0.929	3.739	0.483	0.262	0.018	0.013	0.066	10.735
1981/82	0.011	0.007	2.164	0.484	0.813	0.581	0.093	0.648	0.177	0.012	0.007	0.006	5.003
1982/83	0.231	1.219	1.824	0.091	0.847	0.556	1.840	0.936	0.089	0.111	3.510	0.024	11.277
1983/84	0.014	0.012	0.859	0.497	2.859	1.848	1.375	3.847	1.304	0.026	0.018	0.013	12.669
1984/85	0.104	3.043	0.196	1.562	1.581	1.814	1.427	1.643	0.414	0.296	0.015	0.011	12.106
1985/86	0.008	0.617	0.093	0.844	1.617	0.654	1.960	0.173	0.015	0.011	0.009	0.053	6.053
1986/87	0.067	0.006	0.113	0.455	1.701	1.302	0.797	0.272	0.222	0.101	0.011	0.009	5.057
1987/88	0.421	0.409	0.763	1.517	1.546	0.637	7.864	2.589	1.259	0.221	0.025	0.018	17.268
1988/89	0.015	0.010	0.008	0.006	0.076	0.064	1.007	0.847	0.030	0.179	0.009	0.031	2.283
1989/90	0.006	0.048	1.277	0.807	0.057	0.156	1.559	0.805	0.305	0.028	0.011	0.009	5.068
1990/91	0.224	0.449	0.892	1.399	1.813	1.823	2.324	1.523	0.060	0.040	0.015	0.024	10.587
1991/92	0.090	0.482	0.019	0.040	0.077	1.210	0.961	0.472	3.634	0.614	0.197	0.039	7.832
1992/93	2.233	0.111	0.999	0.037	1.592	1.550	1.276	1.695	1.334	0.029	0.019	0.189	11.065
1993/94	0.798	0.238	0.767	1.838	1.663	0.281	0.317	0.444	0.251	0.012	0.009	0.030	6.646
1994/95	0.160	0.171	0.788	1.195	1.299	0.300	0.229	0.321	0.064	0.011	0.008	0.007	4.553
1995/96	0.005	0.052	2.624	1.656	1.925	1.424	0.867	0.670	0.146	0.082	0.040	0.011	9.502
1996/97	0.039	0.461	4.750	1.714	0.097	0.045	0.310	2.457	1.098	0.428	0.613	0.028	12.039
1997/98	0.116	3.732	1.520	0.866	0.596	0.567	1.715	1.456	0.149	0.017	0.012	0.028	10.775
1998/99	0.010	0.092	0.062	0.567	1.147	0.736	0.486	0.816	0.068	0.397	0.012	0.145	4.540
1999/00	0.353	0.590	1.064	0.370	0.156	0.401	1.847	0.803	0.225	0.039	0.009	0.007	5.866
2000/01	0.026	0.546	0.848	3.152	0.889	3.224	0.214	0.278	0.017	0.029	0.011	0.008	9.243
2001/02	0.022	0.289	0.009	0.179	0.115	0.218	0.685	2.463	0.714	0.036	0.439	0.017	5.186
2002/03	1.460	1.125	1.437	2.972	0.532	0.313	1.648	3.141	0.083	0.022	0.016	0.015	12.764
2003/04	1.343	0.387	0.569	1.588	0.602	0.882	0.851	1.764	0.316	0.021	0.017	0.036	8.377
2004/05	0.060	0.443	0.631	0.403	0.032	0.382	0.505	0.379	0.018	0.011	0.009	0.007	2.880
2005/06	0.821	2.525	0.886	0.355	0.944	1.034	1.473	0.076	0.214	0.080	0.013	0.012	8.433

3317. Río Redecilla

1940/2005
(hm³)

Serie completa

	Oct	Nov	Dic	Ene	Feb	Mar	Abr	May	Jun	Jul	Ago	Sep	Total
Máximo	2,233	5,471	5,336	5,533	5,297	4,310	7,864	5,014	3,634	1,019	3,510	0,890	21,678
Mínimo	0,005	0,006	0,008	0,006	0,010	0,024	0,038	0,047	0,010	0,007	0,006	0,006	1,121
Media	0,296	0,687	1,089	1,285	1,225	1,207	1,344	1,373	0,558	0,113	0,106	0,068	9,351

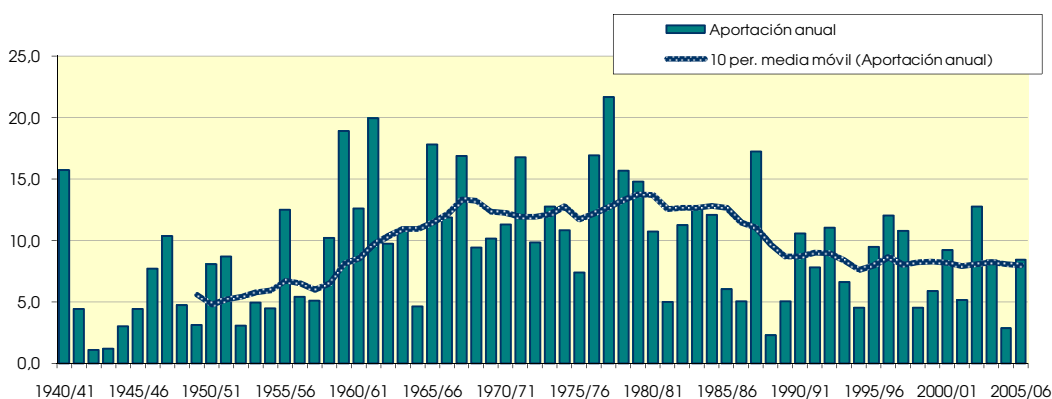
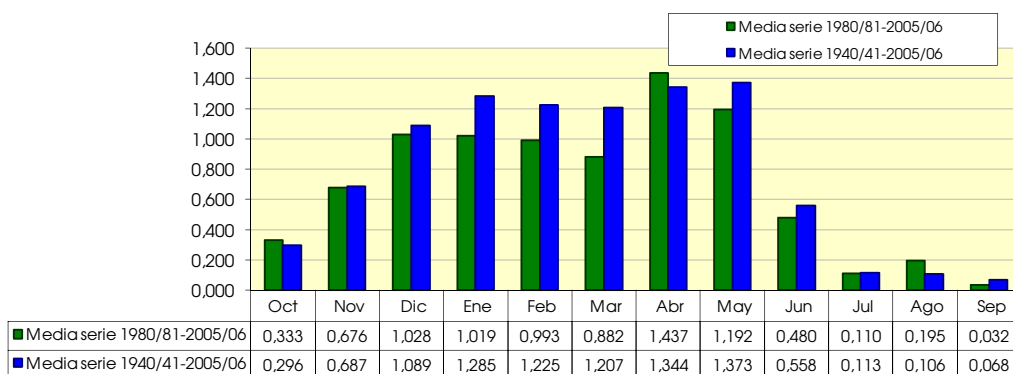
Percentil 1%	0,006	0,006	0,009	0,019	0,025	0,025	0,074	0,066	0,012	0,008	0,007	0,007	1,168
Percentil 5%	0,007	0,008	0,021	0,043	0,076	0,036	0,213	0,130	0,016	0,011	0,008	0,007	2,912
Percentil 10%	0,008	0,011	0,076	0,110	0,106	0,100	0,228	0,178	0,028	0,011	0,009	0,008	3,779
Percentil 25%	0,013	0,062	0,216	0,443	0,402	0,304	0,508	0,451	0,147	0,016	0,011	0,010	5,060
Percentil 50%	0,053	0,309	0,853	0,886	0,830	0,944	1,146	1,197	0,281	0,029	0,015	0,016	9,478
Desviación típica	0,501	1,079	1,149	1,191	1,195	1,061	1,254	1,146	0,720	0,204	0,438	0,149	4,877
Coef. variación	1,692	1,571	1,055	0,928	0,976	0,879	0,934	0,835	1,290	1,809	4,124	2,193	0,522

1980/2005
(hm³)

Serie para asignación y reserva

	Oct	Nov	Dic	Ene	Feb	Mar	Abr	May	Jun	Jul	Ago	Sep	Total
Máximo	2,233	3,732	4,750	3,152	2,859	3,224	7,864	3,847	3,634	0,614	3,510	0,189	17,268
Mínimo	0,005	0,006	0,008	0,006	0,032	0,045	0,093	0,076	0,015	0,011	0,007	0,006	2,283
Media	0,333	0,676	1,028	1,019	0,993	0,882	1,437	1,192	0,480	0,110	0,195	0,032	8,377

Percentil 1%	0,006	0,007	0,008	0,014	0,039	0,050	0,123	0,100	0,016	0,011	0,008	0,006	2,432
Percentil 5%	0,006	0,008	0,012	0,038	0,062	0,087	0,218	0,198	0,018	0,011	0,009	0,007	3,295
Percentil 10%	0,009	0,011	0,041	0,065	0,076	0,187	0,270	0,275	0,024	0,011	0,009	0,007	4,547
Percentil 25%	0,014	0,097	0,290	0,378	0,250	0,330	0,550	0,451	0,072	0,019	0,010	0,009	5,098
Percentil 50%	0,078	0,426	0,853	0,826	0,916	0,645	1,141	0,811	0,218	0,033	0,013	0,017	8,405
Desviación típica	0,560	0,961	1,023	0,865	0,745	0,735	1,540	1,003	0,768	0,157	0,691	0,043	3,650
Coef. variación	1,683	1,421	0,996	0,848	0,751	0,833	1,071	0,841	1,602	1,420	3,547	1,320	0,436



3319. Rio San Julian (Encemero)

(hm ²)	Oct	Nov	Dic	Ene	Feb	Mar	Abr	May	Jun	Jul	Ago	Sep	Total
1940/41	0.785	0.333	0.604	2.626	1.935	1.069	1.245	4.683	1.573	0.239	0.184	0.140	15.413
1941/42	0.109	0.205	0.110	0.889	0.421	0.232	1.442	0.339	0.472	0.098	0.090	0.083	4.489
1942/43	0.094	0.058	0.124	0.273	0.272	0.117	0.230	0.091	0.068	0.061	0.046	0.098	1.530
1943/44	0.041	0.063	0.156	0.081	0.214	0.081	0.197	0.308	0.139	0.059	0.046	0.072	1.457
1944/45	0.107	0.096	0.443	1.133	0.188	0.230	0.115	0.215	0.074	0.049	0.147	0.052	2.851
1945/46	0.048	0.054	0.228	0.113	0.057	0.069	1.938	1.449	0.150	0.108	0.084	0.064	4.362
1946/47	0.048	0.042	0.175	0.180	1.831	2.125	0.478	1.188	0.329	0.098	0.097	0.114	6.705
1947/48	0.082	0.184	0.913	3.098	0.445	0.431	1.260	1.097	0.110	0.076	0.064	0.050	7.809
1948/49	0.046	0.061	0.110	0.126	0.109	0.829	0.514	1.104	0.325	0.090	0.078	0.415	3.806
1949/50	0.082	0.161	0.328	0.170	0.340	0.208	0.586	0.712	0.287	0.077	0.060	0.047	3.057
1950/51	0.070	0.077	0.940	0.789	0.829	1.988	1.020	1.338	0.850	0.217	0.150	0.098	8.369
1951/52	0.194	0.773	0.479	0.692	0.477	2.435	1.140	0.798	0.226	0.888	0.111	0.085	8.298
1952/53	0.113	0.203	0.548	0.560	0.457	0.088	0.390	0.125	0.443	0.076	0.059	0.059	3.121
1953/54	0.495	0.094	0.172	0.886	0.607	0.833	0.329	1.392	0.309	0.111	0.089	0.071	5.386
1954/55	0.056	0.147	0.071	0.699	1.238	0.384	0.530	0.766	0.414	0.233	0.085	0.079	4.703
1955/56	0.517	0.334	1.896	1.851	0.685	2.410	2.283	1.970	0.299	0.130	0.113	0.091	12.579
1956/57	0.094	0.544	0.179	0.331	0.611	0.260	0.490	1.485	0.946	0.119	0.090	0.072	5.222
1957/58	0.062	0.171	0.256	0.790	0.623	1.037	0.510	0.678	0.437	0.124	0.111	0.070	4.869
1958/59	0.220	0.351	2.573	0.627	0.304	1.305	0.552	1.613	0.629	0.132	0.218	0.404	8.928
1959/60	0.889	1.134	4.858	2.246	2.618	2.349	0.420	0.896	0.319	0.107	0.081	0.079	15.994
1960/61	1.275	1.127	4.166	1.319	0.476	0.139	0.876	1.563	0.285	0.160	0.078	0.156	11.620
1961/62	0.562	3.487	1.492	3.646	2.375	3.031	1.481	1.454	0.330	0.140	0.106	0.088	18.192
1962/63	0.109	0.175	0.748	1.805	0.758	2.365	0.684	0.207	1.024	0.189	0.072	0.406	8.543
1963/64	0.066	1.209	0.806	0.136	2.685	2.367	1.094	0.368	0.124	0.084	0.063	0.054	9.055
1964/65	0.081	0.061	0.502	0.596	0.755	1.478	0.701	0.270	0.077	0.056	0.043	0.100	4.720
1965/66	0.331	1.027	3.137	2.040	4.114	0.411	1.894	0.941	1.235	0.139	0.094	0.072	15.436
1966/67	1.727	1.947	0.716	1.353	0.767	1.262	1.151	1.187	0.416	0.104	0.070	0.061	10.761
1967/68	0.189	3.953	1.759	0.780	2.268	2.197	1.350	1.797	0.312	0.110	0.089	0.066	14.871
1968/69	0.053	0.086	0.438	0.189	0.371	1.750	3.527	1.320	0.592	0.152	0.091	0.692	9.263
1969/70	0.077	0.315	1.190	4.540	1.459	0.573	0.316	0.199	0.381	0.080	0.097	0.051	9.276
1970/71	0.048	0.101	0.121	0.402	0.232	0.832	1.948	4.123	1.239	0.610	0.137	0.106	9.899
1971/72	0.086	0.973	0.696	1.590	4.312	2.031	1.079	1.321	0.828	0.187	0.255	0.409	13.768
1972/73	0.359	0.380	0.781	1.147	1.775	0.409	0.289	1.328	1.106	0.309	0.189	0.087	8.159
1973/74	0.080	0.056	0.713	0.758	1.701	3.398	2.383	0.729	0.403	0.168	0.148	0.089	10.625
1974/75	0.241	0.363	0.147	0.479	0.361	1.170	2.617	2.467	0.606	0.143	0.120	0.108	8.823
1975/76	0.084	0.686	1.188	0.471	0.437	0.194	2.284	0.268	0.243	0.185	0.161	0.089	6.290
1976/77	0.126	0.226	1.449	1.491	0.959	0.848	1.087	3.170	2.931	1.011	0.238	0.133	13.670
1977/78	0.225	0.159	1.313	3.133	2.872	1.639	4.460	2.557	2.028	0.209	0.159	0.118	18.872
1978/79	0.100	0.110	1.429	2.890	4.087	3.531	1.474	0.964	0.469	0.176	0.142	0.312	15.684
1979/80	1.197	0.891	1.382	1.318	0.985	2.777	1.177	2.922	1.134	0.204	0.134	0.088	14.209
1980/81	0.077	0.332	1.199	1.427	1.202	0.811	3.219	0.482	0.351	0.119	0.086	0.112	9.417
1981/82	0.064	0.051	1.756	0.705	0.804	0.612	0.236	0.602	0.287	0.071	0.050	0.046	5.285
1982/83	0.215	0.761	1.398	0.206	0.852	0.618	1.589	0.839	0.153	0.141	2.668	0.117	9.556
1983/84	0.086	0.083	0.722	0.439	2.224	1.458	1.248	4.232	1.157	0.159	0.120	0.090	12.019
1984/85	0.195	2.535	0.299	1.403	1.310	1.894	1.367	1.537	0.502	0.463	0.097	0.074	11.678
1985/86	0.055	0.555	0.109	0.671	1.365	0.654	1.733	0.299	0.100	0.075	0.057	0.093	5.767
1986/87	0.087	0.044	0.209	0.588	1.612	1.080	0.664	0.292	0.230	0.208	0.077	0.061	5.152
1987/88	0.390	0.355	0.535	1.213	1.301	0.705	6.799	2.789	1.779	0.531	0.165	0.126	16.688
1988/89	0.102	0.073	0.055	0.042	0.082	0.073	0.705	0.687	0.098	0.232	0.061	0.069	2.280
1989/90	0.037	0.081	0.960	0.637	0.094	0.163	1.090	0.668	0.357	0.104	0.079	0.061	4.332
1990/91	0.165	0.415	0.633	0.883	1.551	1.264	2.212	1.269	0.197	0.143	0.105	0.107	8.944
1991/92	0.125	0.450	0.097	0.110	0.068	0.917	0.703	0.469	3.277	0.464	0.311	0.122	7.112
1992/93	2.377	0.215	0.920	0.129	1.243	1.242	1.057	1.519	1.140	0.158	0.122	0.282	10.404
1993/94	0.806	0.339	0.719	1.847	1.346	0.315	0.364	0.371	0.228	0.077	0.059	0.072	6.543
1994/95	0.167	0.186	0.559	1.298	1.057	0.274	0.239	0.259	0.113	0.078	0.057	0.050	4.336
1995/96	0.037	0.064	1.818	1.250	1.773	1.333	0.930	0.582	0.212	0.157	0.107	0.075	8.339
1996/97	0.092	0.370	3.760	1.913	0.217	0.159	0.283	1.841	0.812	0.480	0.618	0.122	10.667
1997/98	0.157	2.585	1.750	0.794	0.582	0.513	1.432	1.204	0.222	0.112	0.083	0.091	9.524
1998/99	0.065	0.146	0.102	0.516	0.994	0.571	0.464	0.676	0.144	0.322	0.084	0.166	4.249
1999/00	0.383	0.484	0.831	0.305	0.207	0.338	1.326	0.805	0.227	0.097	0.064	0.050	5.118
2000/01	0.068	0.485	0.691	2.762	0.681	2.872	0.314	0.323	0.118	0.113	0.073	0.065	8.566
2001/02	0.058	0.281	0.052	0.162	0.116	0.191	0.545	2.169	0.692	0.118	0.414	0.079	4.879
2002/03	1.192	0.912	1.285	2.851	0.817	0.456	1.382	2.751	0.226	0.143	0.110	0.099	12.226
2003/04	1.458	0.442	0.661	1.859	0.798	1.304	0.960	1.721	0.415	0.144	0.124	0.130	10.017
2004/05	0.151	0.449	0.613	0.460	0.201	0.389	0.518	0.429	0.104	0.077	0.060	0.047	3.499
2005/06	0.905	2.710	0.959	0.481	1.129	1.132	1.508	0.205	0.438	0.188	0.088	0.082	9.825

3319. Río San Julian (Encemero)

1940/2005
(hm³)

Serie completa

	Oct	Nov	Dic	Ene	Feb	Mar	Abr	May	Jun	Jul	Ago	Sep	Total
Máximo	2,377	3,953	4,858	4,540	4,312	3,531	6,799	4,683	3,277	1,011	2,668	0,692	18,872
Mínimo	0,037	0,042	0,052	0,042	0,057	0,069	0,115	0,091	0,068	0,049	0,043	0,046	1,457
Media	0,313	0,573	0,940	1,109	1,085	1,094	1,219	1,218	0,572	0,189	0,158	0,122	8,593

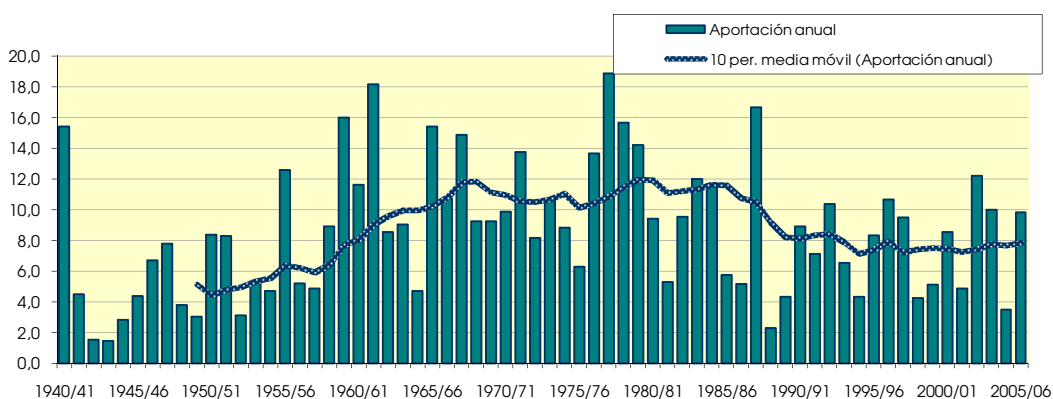
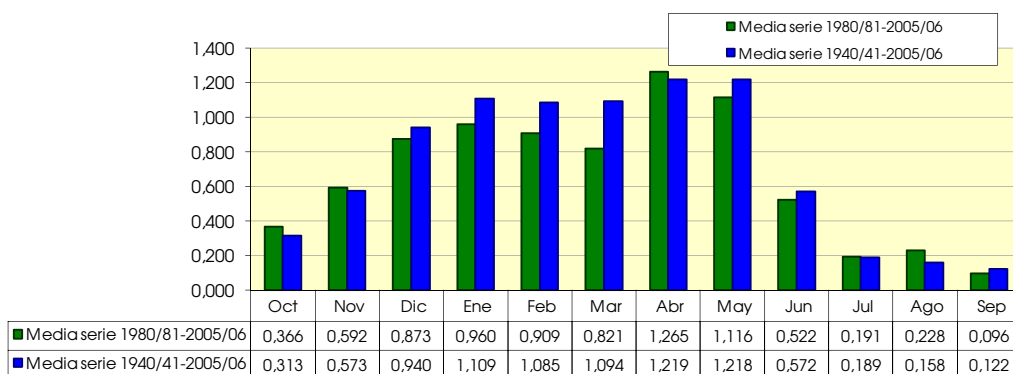
Percentil 1%	0,037	0,043	0,054	0,067	0,064	0,072	0,168	0,113	0,072	0,054	0,045	0,047	1,505
Percentil 5%	0,047	0,055	0,098	0,116	0,098	0,095	0,237	0,205	0,099	0,063	0,052	0,050	2,903
Percentil 10%	0,051	0,061	0,110	0,149	0,195	0,161	0,301	0,264	0,111	0,076	0,059	0,051	3,653
Percentil 25%	0,072	0,097	0,235	0,445	0,383	0,350	0,511	0,439	0,223	0,098	0,074	0,069	4,939
Percentil 50%	0,108	0,324	0,704	0,784	0,801	0,833	1,068	0,953	0,340	0,139	0,093	0,088	8,555
Desviación típica	0,458	0,816	0,970	0,978	0,980	0,913	1,095	1,019	0,623	0,178	0,326	0,113	4,264
Coef. variación	1,463	1,424	1,032	0,882	0,903	0,835	0,899	0,837	1,090	0,942	2,065	0,934	0,496

1980/2005
(hm³)

Serie para asignación y reserva

	Oct	Nov	Dic	Ene	Feb	Mar	Abr	May	Jun	Jul	Ago	Sep	Total
Máximo	2,377	2,710	3,760	2,851	2,224	2,872	6,799	4,232	3,277	0,531	2,668	0,282	16,688
Mínimo	0,037	0,044	0,052	0,042	0,068	0,073	0,236	0,205	0,098	0,071	0,050	0,046	2,280
Media	0,366	0,592	0,873	0,960	0,909	0,821	1,265	1,116	0,522	0,191	0,228	0,096	7,939

Percentil 1%	0,037	0,046	0,053	0,059	0,071	0,095	0,237	0,218	0,099	0,072	0,052	0,046	2,585
Percentil 5%	0,042	0,054	0,066	0,115	0,085	0,160	0,250	0,267	0,101	0,075	0,057	0,048	3,687
Percentil 10%	0,057	0,069	0,099	0,146	0,105	0,177	0,299	0,295	0,109	0,077	0,058	0,050	4,290
Percentil 25%	0,070	0,156	0,358	0,445	0,308	0,351	0,525	0,439	0,164	0,106	0,066	0,066	5,126
Percentil 50%	0,138	0,362	0,705	0,688	0,923	0,636	1,009	0,682	0,229	0,143	0,087	0,086	8,452
Desviación típica	0,557	0,774	0,793	0,781	0,591	0,633	1,320	0,985	0,692	0,139	0,514	0,049	3,386
Coef. variación	1,521	1,307	0,908	0,814	0,650	0,772	1,044	0,882	1,325	0,728	2,248	0,508	0,426



3323. Rio Relachigo

(hm ²)	Oct	Nov	Dic	Ene	Feb	Mar	Abr	May	Jun	Jul	Ago	Sep	Total
1940/41	2.860	1.036	2.103	5.028	4.264	1.946	2.212	9.173	2.801	0.227	0.143	0.065	31.856
1941/42	0.050	0.458	0.171	2.694	0.935	0.490	3.231	0.527	0.955	0.045	0.084	0.040	9.678
1942/43	0.277	0.044	0.522	1.155	0.908	0.204	0.635	0.140	0.032	0.052	0.021	0.255	4.245
1943/44	0.020	0.143	0.662	0.093	1.055	0.221	0.731	1.129	0.370	0.028	0.022	0.171	4.645
1944/45	0.546	0.420	1.937	1.764	0.723	0.813	0.322	0.651	0.132	0.023	0.360	0.024	7.715
1945/46	0.035	0.084	0.977	0.334	0.030	0.184	4.150	3.564	0.119	0.050	0.039	0.029	9.595
1946/47	0.022	0.019	0.737	0.637	4.165	3.672	0.710	2.223	0.471	0.047	0.090	0.202	12.995
1947/48	0.089	0.428	2.449	5.739	0.674	0.821	2.339	1.846	0.090	0.036	0.037	0.026	14.574
1948/49	0.043	0.129	0.376	0.458	0.295	2.680	1.430	2.471	0.812	0.050	0.083	0.937	9.764
1949/50	0.066	0.477	1.327	0.521	1.294	0.530	1.626	1.731	0.531	0.035	0.033	0.021	8.192
1950/51	0.106	0.227	4.497	2.294	2.442	4.101	1.987	2.742	1.735	0.390	0.339	0.057	20.919
1951/52	0.666	2.606	1.603	1.671	1.397	4.519	2.436	1.469	0.330	1.872	0.105	0.074	18.749
1952/53	0.213	0.533	2.250	1.743	1.365	0.056	0.772	0.184	1.410	0.035	0.027	0.045	8.634
1953/54	1.660	0.063	1.000	2.921	2.048	1.872	0.795	3.195	0.757	0.079	0.077	0.073	14.540
1954/55	0.036	0.859	0.212	2.516	4.249	0.773	1.389	1.314	1.210	0.550	0.040	0.102	13.249
1955/56	1.375	1.175	5.448	3.999	0.092	5.625	5.022	4.137	0.487	0.065	0.175	0.041	27.641
1956/57	0.138	2.070	0.609	1.021	1.715	0.659	1.294	3.262	2.269	0.064	0.042	0.040	13.183
1957/58	0.059	0.581	1.079	2.149	1.962	2.187	1.064	1.169	1.005	0.169	0.172	0.055	11.653
1958/59	0.453	1.064	5.979	1.492	0.472	2.387	1.074	3.019	1.231	0.234	0.274	0.931	18.611
1959/60	2.482	2.587	9.379	4.153	4.649	3.904	0.418	1.112	0.433	0.054	0.036	0.078	29.286
1960/61	3.378	2.286	8.543	2.898	0.779	0.225	2.014	3.023	0.447	0.198	0.071	0.323	24.184
1961/62	1.487	6.885	3.278	6.876	5.234	5.444	2.692	2.447	0.563	0.067	0.049	0.049	35.071
1962/63	0.249	0.661	2.234	3.341	1.638	4.000	1.211	0.367	2.038	0.316	0.040	0.810	16.904
1963/64	0.112	2.769	1.992	0.397	5.058	4.011	1.896	0.683	0.133	0.103	0.030	0.030	17.213
1964/65	0.187	0.188	1.812	1.715	1.626	2.911	1.525	0.493	0.066	0.026	0.021	0.290	10.861
1965/66	1.124	2.559	6.131	3.567	6.909	0.771	3.401	1.694	2.106	0.161	0.044	0.034	28.501
1966/67	3.695	4.027	1.859	2.455	1.618	2.355	2.200	2.366	0.834	0.150	0.052	0.039	21.652
1967/68	0.576	7.262	3.870	1.574	4.583	3.781	2.526	3.478	0.471	0.052	0.046	0.031	28.250
1968/69	0.024	0.273	1.985	0.807	1.325	3.725	6.297	2.491	1.162	0.263	0.043	1.238	19.632
1969/70	0.056	0.996	3.191	7.647	2.639	1.014	0.603	0.479	1.006	0.037	0.139	0.024	17.831
1970/71	0.028	0.397	0.527	1.578	0.624	2.155	3.922	7.575	1.961	0.936	0.065	0.051	19.820
1971/72	0.064	2.143	1.784	3.232	7.676	3.410	1.846	2.470	1.418	0.192	0.440	0.965	25.641
1972/73	0.784	1.062	1.881	2.269	3.296	0.688	0.468	2.101	2.402	0.474	0.264	0.040	15.728
1973/74	0.124	0.025	2.298	1.709	3.517	6.069	3.780	0.896	0.513	0.093	0.108	0.041	19.172
1974/75	0.447	0.947	0.497	1.152	0.700	2.273	4.290	3.911	0.831	0.066	0.057	0.081	15.253
1975/76	0.040	1.936	2.617	0.800	0.696	0.209	4.054	0.519	0.330	0.338	0.175	0.093	11.807
1976/77	0.148	0.541	3.223	2.600	1.566	1.554	2.137	5.317	5.315	1.641	0.234	0.062	24.337
1977/78	0.263	0.448	2.824	5.378	4.746	2.999	8.946	4.366	3.697	0.097	0.079	0.055	33.898
1978/79	0.080	0.248	4.609	5.570	8.412	6.496	3.209	1.584	0.670	0.137	0.162	0.792	31.968
1979/80	3.024	1.648	2.750	2.415	2.331	5.036	2.258	5.149	2.001	0.303	0.102	0.040	27.059
1980/81	0.038	0.541	2.386	2.659	2.347	1.576	5.648	0.830	0.804	0.053	0.040	0.165	17.086
1981/82	0.158	0.278	4.632	2.662	2.029	1.488	0.691	1.657	0.861	0.103	0.032	0.018	14.610
1982/83	0.530	1.218	2.395	0.600	1.797	1.476	3.331	1.968	0.234	0.229	4.550	0.065	18.393
1983/84	0.040	0.146	2.079	1.399	4.486	2.726	2.475	9.615	2.019	0.079	0.056	0.043	25.162
1984/85	0.817	5.276	1.061	2.239	2.890	3.975	2.913	3.204	0.919	0.992	0.045	0.034	24.365
1985/86	0.026	1.387	0.408	1.783	2.877	1.285	3.318	0.638	0.046	0.035	0.038	0.163	12.004
1986/87	0.247	0.031	1.226	1.378	3.757	2.122	1.023	0.656	0.406	0.691	0.036	0.028	11.601
1987/88	0.983	1.077	1.409	2.654	2.636	1.275	11.450	6.100	4.317	1.015	0.091	0.092	33.099
1988/89	0.090	0.034	0.037	0.020	0.292	0.294	1.799	1.816	0.087	0.507	0.028	0.089	5.092
1989/90	0.017	0.193	2.835	1.881	0.071	0.496	2.180	1.454	0.890	0.050	0.037	0.031	10.136
1990/91	0.280	1.620	1.265	1.369	2.268	1.947	3.902	2.418	0.136	0.066	0.049	0.080	15.399
1991/92	0.224	1.429	0.045	0.045	0.068	2.307	1.748	0.965	5.800	0.459	0.853	0.206	14.149
1992/93	5.834	0.509	2.608	0.064	2.667	2.532	1.893	3.079	1.793	0.236	0.146	0.674	22.034
1993/94	2.705	1.375	2.260	4.958	2.968	0.509	0.674	0.578	0.276	0.036	0.027	0.076	16.442
1994/95	0.423	0.708	1.773	3.322	2.192	0.367	0.368	0.387	0.089	0.044	0.026	0.052	9.750
1995/96	0.017	0.234	4.124	2.637	3.472	2.334	1.799	1.103	0.287	0.225	0.079	0.038	16.349
1996/97	0.200	1.240	7.384	4.170	0.285	0.221	0.546	3.435	1.263	1.077	1.148	0.125	21.095
1997/98	0.345	5.030	4.350	1.438	1.049	0.942	2.752	2.284	0.366	0.090	0.039	0.137	18.821
1998/99	0.107	0.592	0.461	1.890	2.586	1.152	1.038	1.463	0.215	0.619	0.039	0.326	10.488
1999/00	1.393	1.447	2.207	0.621	0.471	0.817	2.679	1.768	0.371	0.087	0.029	0.026	11.916
2000/01	0.187	1.792	2.113	5.756	1.216	5.167	0.464	0.507	0.055	0.108	0.036	0.030	17.431
2001/02	0.076	1.041	0.057	0.674	0.428	0.635	1.464	4.861	1.350	0.118	0.841	0.059	11.605
2002/03	3.094	2.233	2.915	5.501	1.723	0.774	2.396	5.386	0.196	0.066	0.052	0.067	24.403
2003/04	4.219	1.282	1.900	4.180	1.759	2.917	1.950	3.510	0.790	0.066	0.062	0.170	22.806
2004/05	0.427	1.538	1.971	1.291	0.385	1.020	1.388	1.121	0.069	0.036	0.029	0.023	9.298
2005/06	2.449	6.307	2.475	1.084	2.492	2.309	3.171	0.292	1.026	0.334	0.041	0.111	22.090

3323. Río Relachigo

1940/2005
(hm³)

Serie completa

	Oct	Nov	Dic	Ene	Feb	Mar	Abr	May	Jun	Jul	Ago	Sep	Total
Máximo	5,834	7,262	9,379	7,647	8,412	6,496	11,450	9,615	5,800	1,872	4,550	1,238	35,071
Mínimo	0,017	0,019	0,037	0,020	0,030	0,056	0,322	0,140	0,032	0,023	0,021	0,018	4,245
Media	0,788	1,377	2,388	2,373	2,256	2,113	2,363	2,387	1,058	0,260	0,195	0,171	17,729

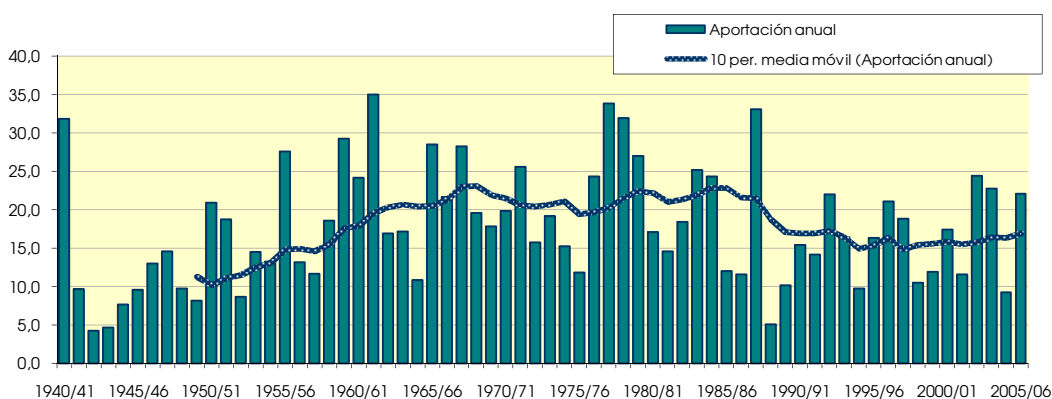
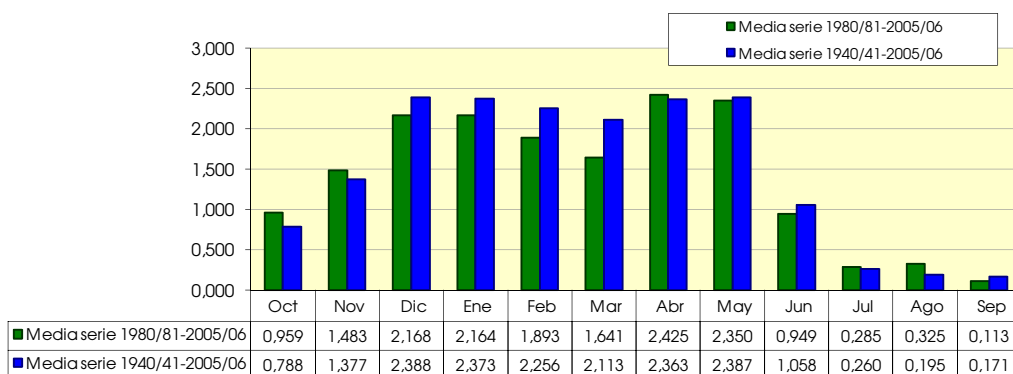
Percentil 1%	0,017	0,023	0,042	0,036	0,055	0,139	0,352	0,168	0,041	0,025	0,021	0,020	4,505
Percentil 5%	0,023	0,036	0,181	0,153	0,140	0,212	0,465	0,372	0,067	0,035	0,026	0,024	7,835
Percentil 10%	0,031	0,106	0,434	0,489	0,340	0,259	0,619	0,500	0,089	0,036	0,029	0,027	9,447
Percentil 25%	0,065	0,308	1,065	1,153	0,811	0,772	1,066	0,913	0,298	0,052	0,037	0,039	11,691
Percentil 50%	0,219	0,972	2,036	1,886	1,778	1,909	1,969	1,831	0,773	0,100	0,052	0,063	16,995
Desviación típica	1,225	1,628	1,950	1,760	1,841	1,662	1,932	2,020	1,186	0,369	0,581	0,270	7,611
Coef. variación	1,555	1,182	0,817	0,741	0,816	0,787	0,818	0,846	1,121	1,419	2,977	1,582	0,429

1980/2005
(hm³)

Serie para asignación y reserva

	Oct	Nov	Dic	Ene	Feb	Mar	Abr	May	Jun	Jul	Ago	Sep	Total
Máximo	5,834	6,307	7,384	5,756	4,486	5,167	11,450	9,615	5,800	1,077	4,550	0,674	33,099
Mínimo	0,017	0,031	0,037	0,020	0,068	0,221	0,368	0,292	0,046	0,035	0,026	0,018	5,092
Media	0,959	1,483	2,168	2,164	1,893	1,641	2,425	2,350	0,949	0,285	0,325	0,113	16,755

Percentil 1%	0,017	0,032	0,039	0,026	0,069	0,239	0,392	0,316	0,048	0,035	0,027	0,019	6,143
Percentil 5%	0,019	0,062	0,048	0,049	0,124	0,312	0,485	0,417	0,058	0,036	0,028	0,024	9,411
Percentil 10%	0,032	0,169	0,232	0,332	0,288	0,432	0,610	0,543	0,078	0,040	0,029	0,027	9,943
Percentil 25%	0,094	0,517	1,236	1,136	0,615	0,784	1,126	0,863	0,201	0,066	0,036	0,035	11,683
Percentil 50%	0,263	1,229	2,096	1,832	2,110	1,381	1,922	1,712	0,389	0,106	0,041	0,072	16,396
Desviación típica	1,490	1,617	1,632	1,642	1,228	1,185	2,209	2,161	1,343	0,331	0,912	0,135	6,356
Coef. variación	1,554	1,090	0,753	0,759	0,649	0,722	0,911	0,920	1,415	1,159	2,805	1,198	0,379



3325. Río Tirón aguas arriba de río Glera

(hm ²)	Oct	Nov	Dic	Ene	Feb	Mar	Abr	May	Jun	Jul	Ago	Sep	Total
1940/41	8,960	5,724	5,664	28,340	34,168	24,085	25,948	79,347	28,090	4,353	2,984	1,293	248,955
1941/42	0,542	5,075	1,051	11,189	4,003	9,812	28,324	7,904	12,288	1,152	2,631	1,176	85,148
1942/43	2,268	1,139	4,993	10,358	4,679	2,525	5,922	1,758	0,672	2,726	0,442	4,115	41,599
1943/44	1,297	2,535	4,898	1,461	3,430	3,172	9,194	7,000	4,675	1,316	1,220	2,886	43,083
1944/45	2,567	3,190	8,263	11,889	6,644	7,198	3,664	4,927	1,907	0,976	8,287	0,306	59,819
1945/46	1,086	2,244	10,189	1,644	0,941	3,289	38,127	28,078	2,383	1,123	1,118	0,578	90,801
1946/47	0,291	1,023	3,981	5,227	31,018	48,705	11,726	20,652	7,519	1,565	3,971	3,299	138,975
1947/48	1,348	4,155	14,209	59,226	6,628	7,777	22,051	22,880	1,554	1,678	1,022	0,567	143,095
1948/49	1,278	1,401	5,715	4,030	2,292	14,051	11,568	16,848	7,334	1,379	1,930	11,252	79,078
1949/50	0,972	4,325	6,348	3,791	11,357	5,182	11,587	16,590	5,615	1,274	0,867	0,652	68,560
1950/51	1,194	3,352	18,702	14,945	21,465	35,836	19,805	25,387	19,318	4,029	3,578	1,086	168,699
1951/52	3,195	16,766	8,510	8,916	7,823	42,765	24,139	12,263	4,057	22,559	2,737	1,452	155,181
1952/53	1,468	4,746	9,066	6,659	9,273	2,010	9,338	1,688	15,273	0,830	0,669	0,911	61,929
1953/54	7,748	0,821	4,852	10,865	10,681	16,189	6,901	21,721	6,981	1,839	2,434	1,035	92,067
1954/55	0,934	4,776	1,717	16,724	23,378	9,786	11,552	10,077	10,951	4,802	1,048	1,760	97,505
1955/56	6,178	5,010	28,191	25,640	10,492	44,402	47,772	34,955	6,055	1,930	2,441	1,485	214,549
1956/57	1,188	7,748	2,768	3,229	16,477	7,494	9,909	21,102	19,023	1,389	0,823	1,233	92,382
1957/58	1,007	3,456	5,181	11,194	14,000	20,900	9,933	9,207	12,046	2,823	2,250	1,569	93,565
1958/59	2,874	4,793	32,260	10,970	3,210	23,439	15,320	22,126	8,981	2,087	5,645	8,032	139,736
1959/60	9,996	15,940	65,240	34,130	42,702	46,710	9,700	19,040	6,463	1,703	1,000	2,335	254,960
1960/61	17,948	17,739	52,380	20,752	8,851	4,483	21,448	28,080	6,318	5,001	1,611	4,098	188,709
1961/62	6,840	48,702	25,255	58,102	44,388	55,668	32,794	24,147	8,208	1,869	1,088	2,054	309,115
1962/63	2,195	4,368	8,625	26,093	7,745	43,290	17,494	4,568	19,724	2,852	0,889	10,506	148,349
1963/64	1,006	19,445	9,777	1,961	44,911	38,143	19,743	4,655	4,141	2,423	0,865	0,876	147,947
1964/65	1,704	1,523	8,652	11,421	7,080	24,470	11,765	3,272	1,306	0,686	0,635	6,343	78,855
1965/66	5,180	18,154	39,213	31,157	75,131	5,168	39,354	15,776	21,900	2,350	0,926	0,742	255,052
1966/67	20,275	25,795	8,455	18,607	12,213	23,865	20,379	19,897	6,517	1,631	1,336	0,846	159,816
1967/68	3,220	54,011	22,056	10,721	36,857	34,302	24,094	31,281	4,261	1,274	1,213	0,598	223,887
1968/69	0,401	2,953	12,688	6,029	8,116	31,419	56,560	24,864	9,502	3,318	0,866	12,093	168,809
1969/70	0,824	5,789	15,284	73,257	20,442	8,276	4,975	3,570	8,585	0,831	3,423	0,460	145,716
1970/71	1,947	3,438	4,245	8,753	6,306	12,086	34,149	67,220	22,812	9,293	2,472	2,386	175,108
1971/72	2,385	11,725	12,230	24,026	73,043	42,547	32,020	35,525	20,417	5,510	4,534	5,873	269,834
1972/73	8,642	8,312	13,499	18,758	23,973	13,029	12,736	25,801	19,134	5,402	5,140	4,157	158,584
1973/74	4,581	4,155	9,569	9,957	15,565	36,967	40,756	19,434	9,862	8,113	8,180	5,726	172,866
1974/75	2,446	5,199	2,288	7,701	6,661	14,891	34,044	30,332	9,389	3,892	2,549	1,595	120,986
1975/76	2,229	7,987	11,975	6,072	7,457	5,254	26,195	5,924	2,415	4,861	5,563	2,510	88,440
1976/77	4,315	8,281	17,469	27,211	17,164	13,255	18,656	48,555	51,541	20,105	9,178	5,188	240,919
1977/78	5,308	4,078	17,858	39,815	57,329	35,819	67,055	45,612	31,022	5,758	3,551	3,140	316,344
1978/79	2,601	2,375	24,457	46,412	61,652	58,130	33,242	20,558	10,405	3,737	2,238	3,496	269,302
1979/80	12,819	24,710	20,470	23,798	22,055	44,597	30,818	55,593	22,780	4,713	2,382	0,872	265,607
1980/81	1,406	6,524	18,549	28,772	16,707	23,126	49,851	23,153	6,475	3,586	1,872	1,778	181,797
1981/82	1,252	1,417	21,228	17,328	11,556	11,710	9,430	9,567	5,927	3,491	2,838	1,621	97,365
1982/83	4,369	13,314	23,423	6,812	14,164	13,284	30,573	29,135	7,191	5,342	34,414	6,598	188,619
1983/84	4,421	4,184	13,563	10,548	30,486	22,220	28,250	49,376	23,197	5,554	4,344	3,419	199,562
1984/85	5,835	39,616	11,345	21,461	25,835	26,852	32,959	30,788	6,852	7,552	0,820	0,479	210,395
1985/86	0,753	5,665	3,095	8,732	19,106	13,663	24,211	15,753	3,121	1,278	0,671	1,257	97,305
1986/87	1,475	1,170	3,807	9,051	21,351	16,004	22,989	5,146	3,493	3,283	1,378	0,804	89,952
1987/88	5,073	6,059	11,641	23,099	30,886	11,911	130,040	48,167	24,424	9,889	2,676	2,139	306,004
1988/89	1,783	1,405	1,411	1,195	1,933	3,411	12,573	12,460	3,950	2,762	0,667	0,720	44,270
1989/90	0,639	1,320	16,243	11,183	3,429	4,794	18,049	19,765	9,422	1,306	0,719	0,524	87,394
1990/91	2,412	6,070	10,259	15,902	21,788	33,279	50,634	26,656	6,449	2,677	1,391	1,553	179,070
1991/92	2,639	8,631	4,139	0,847	4,975	26,524	29,140	12,396	52,440	14,444	3,584	1,907	161,666
1992/93	25,715	9,548	20,006	6,325	14,849	19,911	20,497	28,774	23,092	6,575	3,601	4,994	183,888
1993/94	15,850	10,548	13,231	29,271	19,958	12,667	7,739	12,623	4,960	1,307	1,078	1,108	130,341
1994/95	2,763	7,620	8,769	29,252	24,196	12,622	6,256	8,550	2,585	1,503	1,293	2,332	107,743
1995/96	0,414	5,565	38,633	38,398	27,681	24,880	26,937	15,505	4,246	3,738	2,898	1,585	190,479
1996/97	2,171	11,401	80,019	44,680	13,186	5,705	5,788	23,608	21,156	9,776	8,004	2,560	228,054
1997/98	2,788	44,072	39,273	11,611	7,087	6,680	21,079	18,552	5,083	1,297	0,299	1,137	158,957
1998/99	3,365	3,819	4,325	8,956	13,336	13,528	12,175	13,485	3,776	4,035	1,720	2,052	84,572
1999/00	7,294	8,157	18,502	8,372	5,626	5,380	27,776	12,579	4,664	1,782	0,931	0,547	101,610
2000/01	1,177	12,456	19,337	56,600	25,824	73,016	11,330	7,851	1,855	0,992	0,536	0,374	211,347
2001/02	0,756	3,165	0,970	4,150	4,104	9,034	12,224	29,399	11,781	2,392	3,203	0,799	81,977
2002/03	13,803	16,131	29,841	50,099	25,409	17,879	24,035	51,280	8,319	4,390	2,288	2,750	246,223
2003/04	16,344	13,641	12,261	29,187	15,394	24,493	19,515	31,326	9,245	1,832	0,993	1,114	175,345
2004/05	1,470	6,285	7,410	6,588	5,227	13,572	16,041	8,597	1,692	0,769	0,527	0,446	68,622
2005/06	9,938	39,534	19,370	14,909	19,395	42,351	37,150	12,553	10,739	5,269	3,449	3,082	217,738

3325. Río Tirón aguas arriba de río Glera

1940/2005
(hm³)

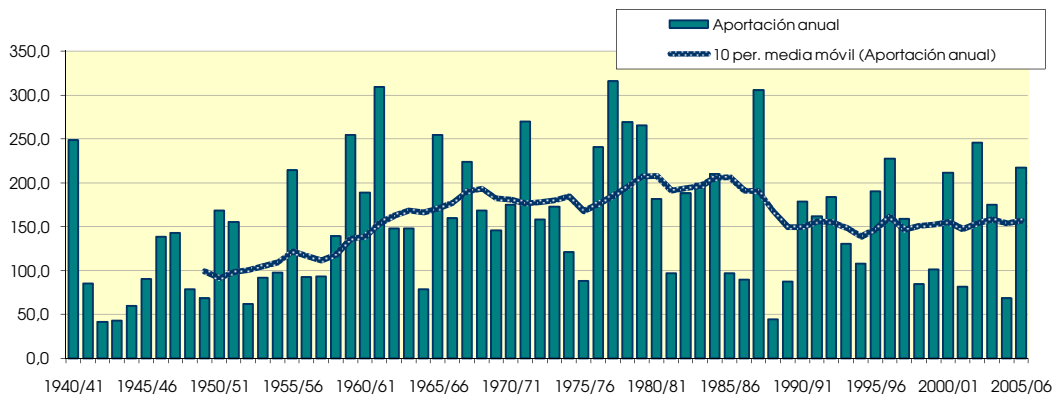
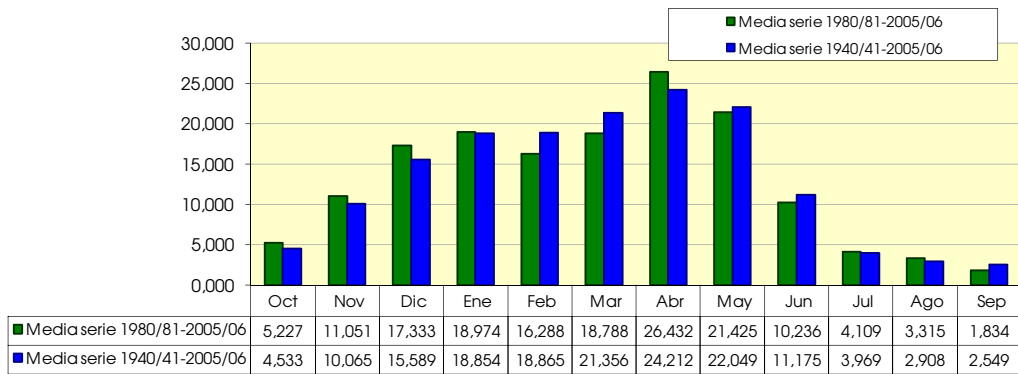
Serie completa

	Oct	Nov	Dic	Ene	Feb	Mar	Abr	May	Jun	Jul	Ago	Sep	Total
Máximo	25,715	54,011	80,019	73,257	75,131	73,016	130,040	79,347	52,440	22,559	34,414	12,093	316,344
Mínimo	0,291	0,821	0,970	0,847	0,941	2,010	3,664	1,688	0,672	0,686	0,299	0,306	41,599
Media	4,533	10,065	15,589	18,854	18,865	21,356	24,212	22,049	11,175	3,969	2,908	2,549	156,125
Percentil 1%	0,362	0,952	1,023	1,073	1,586	2,345	4,516	1,733	1,084	0,740	0,392	0,350	42,564
Percentil 5%	0,566	1,207	1,860	1,723	3,265	3,319	6,006	3,819	1,732	0,868	0,560	0,465	60,346
Percentil 10%	0,790	1,411	3,451	3,911	4,054	4,981	8,466	5,037	2,399	1,138	0,670	0,557	73,738
Percentil 25%	1,258	3,442	5,677	7,869	7,081	8,465	11,622	10,624	4,362	1,417	0,946	0,873	92,146
Percentil 50%	2,429	5,694	11,808	11,516	14,506	15,447	20,788	19,831	7,427	2,744	1,901	1,590	156,882
Desviación típica	5,272	11,681	14,682	16,166	16,380	16,103	18,828	15,791	10,397	4,066	4,424	2,579	71,495
Coef. variación	1,163	1,161	0,942	0,857	0,868	0,754	0,778	0,716	0,930	1,024	1,521	1,012	0,458

1980/2005
(hm³)

Serie para asignación y reserva

	Oct	Nov	Dic	Ene	Feb	Mar	Abr	May	Jun	Jul	Ago	Sep	Total
Máximo	25,715	44,072	80,019	56,600	30,886	73,016	130,040	51,280	52,440	14,444	34,414	6,598	306,004
Mínimo	0,414	1,170	0,970	0,847	1,933	3,411	5,788	5,146	1,692	0,769	0,299	0,374	44,270
Media	5,227	11,051	17,333	18,974	16,288	18,788	26,432	21,425	10,236	4,109	3,315	1,834	155,011
Percentil 1%	0,470	1,207	1,080	0,934	2,307	3,757	5,905	5,822	1,732	0,825	0,356	0,392	50,358
Percentil 5%	0,668	1,341	1,832	1,934	3,598	4,940	6,627	8,026	2,037	1,063	0,529	0,454	71,960
Percentil 10%	0,755	1,411	3,451	5,237	4,540	5,542	8,584	8,573	2,853	1,288	0,601	0,502	83,274
Percentil 25%	1,422	4,530	7,750	8,462	8,204	11,760	12,311	12,483	4,024	1,573	0,848	0,800	97,320
Percentil 50%	2,701	7,072	13,397	13,260	16,050	13,617	22,034	17,152	6,462	3,387	1,556	1,569	168,506
Desviación típica	6,224	11,794	16,358	15,250	8,891	14,492	24,220	13,028	10,975	3,308	6,561	1,459	64,740
Coef. variación	1,191	1,067	0,944	0,804	0,546	0,771	0,916	0,608	1,072	0,805	1,979	0,795	0,418



3326. Rio Ciloría

(hm ²)	Oct	Nov	Dic	Ene	Feb	Mar	Abr	May	Jun	Jul	Ago	Sep	Total
1940/41	2.002	1.196	1.043	2.046	3.309	1.875	1.946	5.392	1.678	0.618	0.555	0.405	22.064
1941/42	0.270	1.132	0.459	1.396	0.481	1.051	2.293	0.611	1.127	0.246	0.410	0.283	9.760
1942/43	0.830	0.482	1.134	1.362	0.979	0.334	0.791	0.237	0.176	0.349	0.118	0.826	7.620
1943/44	0.401	0.707	1.168	0.380	0.707	0.355	0.965	0.649	0.480	0.166	0.186	0.577	6.741
1944/45	0.896	0.813	1.501	0.502	0.945	0.826	0.485	0.451	0.279	0.140	0.933	0.129	7.900
1945/46	0.388	0.663	1.986	0.340	0.166	0.401	2.954	2.689	0.408	0.268	0.259	0.174	10.696
1946/47	0.119	0.293	1.249	1.140	4.129	3.337	0.929	1.545	0.641	0.257	0.513	0.703	14.856
1947/48	0.483	0.961	2.156	4.744	0.802	0.699	1.569	1.792	0.267	0.234	0.251	0.192	14.150
1948/49	0.505	0.461	1.076	0.643	0.299	1.937	1.875	2.444	1.162	0.278	0.511	1.353	12.543
1949/50	0.416	1.307	1.889	1.082	2.488	0.793	1.715	2.767	0.382	0.321	0.317	0.245	13.721
1950/51	0.643	1.096	6.034	2.570	4.893	3.765	1.651	3.216	1.533	0.820	0.865	0.399	27.484
1951/52	1.544	3.833	2.255	1.631	1.471	2.705	2.522	1.041	0.536	1.641	0.597	0.566	20.344
1952/53	0.651	1.366	2.733	1.390	1.342	0.378	0.841	0.221	1.852	0.195	0.195	0.249	11.412
1953/54	2.822	0.462	1.976	2.316	2.131	1.838	1.276	3.001	1.066	0.495	0.574	0.441	18.398
1954/55	0.717	1.993	0.858	3.166	4.577	1.553	1.760	0.520	1.587	0.907	0.328	0.630	18.596
1955/56	1.498	1.217	5.078	2.796	0.329	4.320	3.055	3.433	0.803	0.422	0.700	0.371	24.021
1956/57	0.779	2.569	0.991	0.684	2.698	0.970	1.623	2.484	1.940	0.331	0.250	0.398	15.717
1957/58	0.561	1.112	1.596	1.672	2.707	1.880	1.249	0.510	0.900	0.305	0.401	0.245	13.139
1958/59	0.453	1.300	5.356	1.575	0.423	1.432	1.031	1.571	0.909	0.478	0.383	1.184	16.093
1959/60	1.858	1.818	4.950	2.495	3.089	1.976	0.593	0.570	0.532	0.266	0.207	0.469	18.821
1960/61	3.064	1.753	4.642	1.971	0.851	0.681	1.726	2.081	0.650	0.389	0.403	0.874	19.085
1961/62	1.645	3.809	3.084	3.517	3.678	3.121	2.238	1.642	1.062	0.391	0.293	0.455	24.936
1962/63	0.979	1.410	2.031	1.935	0.996	3.103	1.567	0.696	1.285	0.462	0.272	1.136	15.872
1963/64	0.591	2.769	1.571	0.697	4.112	2.322	1.189	0.702	0.454	0.523	0.222	0.273	15.426
1964/65	0.760	0.742	1.897	1.481	0.697	2.147	1.457	0.514	0.296	0.203	0.224	1.164	11.581
1965/66	1.408	2.606	4.130	2.340	4.450	0.952	2.491	1.006	0.990	0.499	0.279	0.237	21.389
1966/67	2.745	3.050	1.789	1.633	1.716	2.035	1.966	2.106	0.922	0.418	0.278	0.231	18.889
1967/68	1.067	4.389	3.057	1.630	3.790	2.310	1.809	2.576	0.662	0.307	0.379	0.246	22.224
1968/69	0.208	1.070	3.383	1.430	1.758	3.602	3.365	2.064	1.188	0.693	0.280	1.360	20.402
1969/70	0.548	1.601	2.949	4.831	2.011	1.115	0.921	0.748	1.238	0.228	0.421	0.208	16.819
1970/71	0.222	1.092	0.775	1.005	0.841	1.965	2.611	2.854	1.308	0.860	0.350	0.293	14.177
1971/72	0.469	2.008	1.527	1.391	4.861	2.526	1.405	1.771	0.979	0.512	0.650	1.399	19.497
1972/73	0.738	1.287	1.431	1.886	2.298	0.765	0.611	0.867	2.118	0.484	0.428	0.271	13.184
1973/74	0.728	0.573	3.455	2.695	2.293	3.569	1.869	1.232	1.651	0.345	0.744	0.341	19.497
1974/75	1.171	1.658	0.866	1.395	0.671	1.993	1.811	1.627	0.995	0.356	0.334	0.550	13.426
1975/76	0.379	2.199	1.440	0.867	0.883	0.366	2.602	0.788	0.537	0.780	0.604	0.701	12.145
1976/77	0.562	1.087	2.143	1.933	1.689	1.075	1.475	3.026	2.642	1.822	0.645	0.345	18.444
1977/78	0.852	0.831	2.450	2.645	2.965	2.226	6.039	2.317	1.770	0.522	0.412	0.309	23.338
1978/79	0.824	1.061	6.766	4.374	9.160	5.618	3.317	1.164	0.873	0.679	0.445	1.385	35.666
1979/80	3.832	2.517	1.679	2.557	2.210	2.571	1.440	2.267	0.942	0.563	0.357	0.237	21.171
1980/81	0.359	1.852	1.540	1.956	1.860	1.118	2.195	0.877	0.760	0.306	0.235	1.049	14.106
1981/82	1.043	0.594	4.991	2.932	1.758	1.153	0.768	1.599	0.888	0.290	0.258	0.142	16.415
1982/83	1.303	1.444	1.486	0.718	1.144	0.948	2.801	2.171	0.530	0.430	2.571	0.360	15.906
1983/84	0.230	0.618	2.612	1.310	3.006	2.227	2.123	9.647	1.537	0.422	0.327	0.296	24.355
1984/85	1.716	3.883	1.410	1.151	3.261	2.436	2.433	2.209	0.749	0.601	0.245	0.209	20.303
1985/86	0.155	1.820	0.801	1.393	1.584	1.355	2.847	1.080	0.337	0.198	0.224	0.608	12.401
1986/87	0.924	0.593	1.890	1.071	2.071	1.495	0.816	0.865	0.622	1.446	0.201	0.302	12.295
1987/88	1.640	1.338	1.378	2.420	1.775	1.028	4.775	5.178	3.308	0.975	0.492	0.559	24.867
1988/89	0.645	0.271	0.454	0.242	0.845	0.593	1.507	1.351	0.395	0.596	0.159	0.270	7.328
1989/90	0.107	0.847	3.752	1.640	0.369	0.630	1.708	1.360	0.997	0.252	0.244	0.374	12.279
1990/91	1.303	2.043	0.903	0.973	0.980	2.389	2.254	2.219	0.601	0.359	0.262	0.674	14.962
1991/92	1.202	2.677	0.331	0.392	0.436	2.471	1.719	0.935	2.660	0.468	1.036	0.500	14.825
1992/93	4.101	0.855	3.197	0.401	1.690	1.976	1.381	2.250	1.111	0.523	0.463	0.783	18.730
1993/94	3.159	1.581	1.771	3.896	2.482	0.716	0.833	1.249	0.524	0.196	0.163	0.307	16.878
1994/95	0.844	1.708	2.719	2.551	1.858	0.609	0.564	0.623	0.381	0.257	0.168	0.789	13.069
1995/96	0.158	0.955	4.722	2.657	1.389	1.663	1.539	1.587	0.599	0.703	0.370	0.299	16.641
1996/97	0.582	2.165	4.874	2.614	0.733	0.540	0.702	2.090	0.921	1.241	1.062	0.533	18.058
1997/98	0.669	4.412	4.015	1.352	0.924	0.850	2.490	1.989	0.668	0.502	0.234	0.744	18.851
1998/99	0.663	1.221	0.909	1.716	1.615	1.159	1.204	1.360	0.524	1.022	0.258	0.939	12.589
1999/00	2.525	1.636	2.246	0.604	0.808	0.886	2.452	1.058	0.480	0.367	0.173	0.294	13.528
2000/01	0.861	3.690	2.940	5.546	1.624	4.507	0.830	0.739	0.301	0.431	0.301	0.222	21.991
2001/02	0.540	1.750	0.172	0.857	0.803	0.941	1.189	3.361	1.085	0.376	0.849	0.284	12.206
2002/03	2.430	2.966	2.945	3.947	1.490	1.196	1.785	3.781	0.651	0.381	0.398	0.588	22.558
2003/04	3.479	2.336	1.789	2.640	1.586	1.349	1.565	2.370	1.097	0.356	0.359	0.715	19.640
2004/05	1.309	2.122	2.033	1.571	0.327	1.215	1.359	0.987	0.328	0.191	0.212	0.225	11.880
2005/06	2.109	4.262	2.652	0.885	1.738	1.747	2.246	0.452	0.672	0.689	0.248	0.763	18.463

3326. Río Ciloría

1940/2005

(hm³)

Serie completa

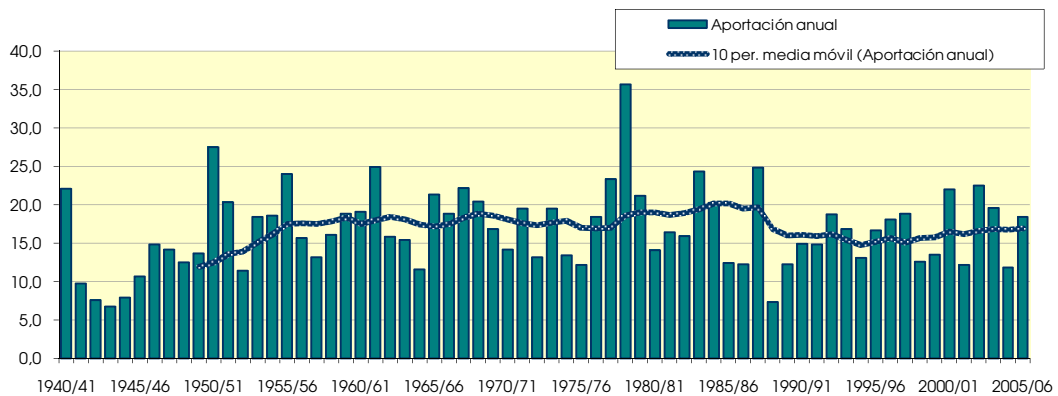
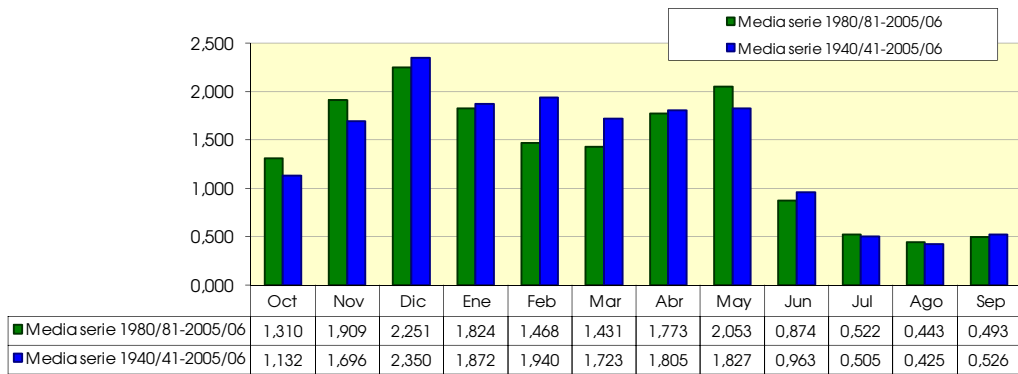
	Oct	Nov	Dic	Ene	Feb	Mar	Abr	May	Jun	Jul	Ago	Sep	Total
Máximo	4,101	4,412	6,766	5,546	9,160	5,618	6,039	9,647	3,308	1,822	2,571	1,399	35,666
Mínimo	0,107	0,271	0,172	0,242	0,166	0,334	0,485	0,221	0,176	0,140	0,118	0,129	6,741
Media	1,132	1,696	2,350	1,872	1,940	1,723	1,805	1,827	0,963	0,505	0,425	0,526	16,763
Percentil 1%	0,115	0,285	0,275	0,306	0,253	0,348	0,536	0,232	0,235	0,157	0,144	0,137	7,123
Percentil 5%	0,170	0,467	0,538	0,394	0,339	0,384	0,633	0,466	0,297	0,195	0,169	0,196	8,365
Percentil 10%	0,250	0,594	0,862	0,623	0,459	0,601	0,803	0,545	0,359	0,215	0,198	0,223	11,497
Percentil 25%	0,513	0,957	1,386	1,074	0,847	0,900	1,193	0,865	0,531	0,294	0,246	0,271	13,087
Percentil 50%	0,801	1,388	1,937	1,631	1,656	1,463	1,679	1,579	0,881	0,420	0,331	0,398	16,254
Desviación típica	0,946	1,058	1,482	1,160	1,519	1,113	0,963	1,462	0,619	0,336	0,344	0,340	5,226
Coef. variación	0,836	0,624	0,631	0,620	0,783	0,646	0,534	0,800	0,643	0,664	0,808	0,646	0,312

1980/2005

(hm³)

Serie para asignación y reserva

	Oct	Nov	Dic	Ene	Feb	Mar	Abr	May	Jun	Jul	Ago	Sep	Total
Máximo	4,101	4,412	4,991	5,546	3,261	4,507	4,775	9,647	3,308	1,446	2,571	1,049	24,867
Mínimo	0,107	0,271	0,172	0,242	0,327	0,540	0,564	0,452	0,301	0,191	0,159	0,142	7,328
Media	1,310	1,909	2,251	1,824	1,468	1,431	1,773	2,053	0,874	0,522	0,443	0,493	16,351
Percentil 1%	0,119	0,352	0,212	0,280	0,337	0,553	0,598	0,494	0,308	0,192	0,160	0,159	8,466
Percentil 5%	0,156	0,594	0,362	0,394	0,386	0,597	0,718	0,652	0,330	0,197	0,164	0,212	11,962
Percentil 10%	0,194	0,606	0,627	0,502	0,585	0,619	0,792	0,802	0,359	0,225	0,170	0,223	12,242
Percentil 25%	0,598	1,022	1,386	0,907	0,865	0,900	1,193	1,005	0,524	0,318	0,226	0,295	12,709
Percentil 50%	0,984	1,729	1,962	1,482	1,585	1,177	1,636	1,474	0,660	0,426	0,258	0,437	16,161
Desviación típica	1,073	1,151	1,391	1,271	0,740	0,861	0,914	1,880	0,693	0,323	0,500	0,252	4,302
Coef. variación	0,819	0,603	0,618	0,697	0,504	0,602	0,515	0,915	0,793	0,619	1,130	0,511	0,263



3339. Río Glera bajo

(hm ²)	Oct	Nov	Dic	Ene	Feb	Mar	Abr	May	Jun	Jul	Ago	Sep	Total
1940/41	20,448	14,760	10,903	19,372	47,530	39,684	25,767	59,403	22,174	9,091	4,581	5,331	279,046
1941/42	1,723	10,878	3,008	14,874	3,585	20,060	36,179	6,570	15,604	1,358	10,094	5,459	129,391
1942/43	8,213	5,503	15,495	23,494	13,551	4,534	15,423	4,937	1,348	4,880	0,932	6,087	104,398
1943/44	4,877	8,822	12,175	3,664	8,582	8,952	20,917	11,632	6,500	1,988	3,519	5,372	97,001
1944/45	9,977	8,214	17,542	7,407	12,206	13,858	9,349	5,949	5,782	1,170	15,625	0,415	107,492
1945/46	4,455	7,357	28,738	4,513	4,109	13,374	34,153	40,979	3,997	0,898	3,093	1,282	146,947
1946/47	1,744	5,529	13,830	8,661	37,216	61,740	17,290	20,242	6,931	1,200	5,696	6,352	186,429
1947/48	3,073	6,587	18,278	60,539	6,110	8,339	17,353	17,349	1,359	1,070	1,747	0,770	142,574
1948/49	4,050	2,808	9,527	4,905	2,374	20,666	21,016	26,090	12,024	1,130	5,849	13,789	124,227
1949/50	2,673	11,276	15,362	11,298	27,543	9,557	22,456	31,915	2,823	2,597	2,906	2,649	143,056
1950/51	6,472	10,310	49,897	29,057	49,786	48,117	22,176	40,426	21,400	7,103	10,360	3,563	298,666
1951/52	15,464	34,211	21,589	14,354	12,776	35,967	31,977	9,441	4,822	18,993	7,652	4,419	211,666
1952/53	5,236	13,403	23,750	11,731	12,901	4,638	13,294	1,396	22,586	0,804	1,798	1,646	113,183
1953/54	28,805	3,913	17,342	19,055	21,083	23,974	17,062	36,201	11,114	4,259	7,209	3,091	193,107
1954/55	6,137	17,314	8,768	39,909	45,159	17,853	19,994	4,982	17,770	10,197	2,944	4,780	195,806
1955/56	14,793	8,519	47,962	35,342	0,910	46,163	38,794	40,266	6,582	2,796	8,505	3,524	254,156
1956/57	7,196	21,141	8,323	8,192	29,234	11,154	18,580	29,983	23,532	1,236	1,171	2,872	162,616
1957/58	4,399	9,166	10,960	17,212	28,903	21,750	12,567	6,157	12,087	2,237	5,271	2,103	132,811
1958/59	4,020	11,005	51,076	17,402	2,486	20,697	13,921	19,919	9,608	4,412	3,316	12,609	170,471
1959/60	19,674	19,620	52,493	29,417	30,655	28,222	6,865	6,393	5,595	1,530	1,291	4,630	206,385
1960/61	31,935	18,232	44,616	18,968	9,399	8,300	22,235	24,455	5,600	2,766	4,418	8,274	199,198
1961/62	14,678	43,209	29,334	45,073	36,203	36,416	29,787	18,895	11,362	2,758	2,085	3,869	273,669
1962/63	8,128	10,731	14,825	17,831	9,727	39,265	18,972	6,785	16,413	3,385	2,260	10,918	159,242
1963/64	4,428	25,915	11,291	5,129	45,032	27,699	14,493	6,153	3,925	4,591	1,684	1,871	152,212
1964/65	6,495	5,852	15,335	15,147	5,641	27,744	18,027	4,298	2,272	1,182	2,401	11,761	116,155
1965/66	18,086	43,849	55,615	44,856	56,164	27,694	42,112	15,369	11,143	3,682	2,159	2,044	322,775
1966/67	36,329	39,869	13,984	12,691	14,439	27,566	21,406	19,364	8,969	3,575	3,932	5,010	207,133
1967/68	13,398	51,978	28,624	15,978	33,078	21,812	22,368	26,365	4,804	2,327	3,139	2,255	226,126
1968/69	2,924	7,894	36,081	31,494	21,952	43,714	53,084	27,620	8,631	3,970	1,917	16,309	255,590
1969/70	5,278	13,133	27,214	49,138	19,423	11,989	18,062	18,612	12,384	1,251	4,441	3,883	184,807
1970/71	3,029	13,292	7,013	12,938	9,840	17,382	37,551	43,180	16,637	9,140	1,673	1,535	173,212
1971/72	4,391	20,185	18,250	14,962	50,664	32,456	17,744	22,935	12,667	4,460	9,574	15,029	223,319
1972/73	7,966	14,718	16,057	18,103	20,315	10,753	9,632	14,645	30,012	5,638	4,216	1,970	154,024
1973/74	6,337	8,287	33,201	34,323	23,468	42,456	34,058	30,129	17,363	7,223	6,581	3,197	246,622
1974/75	11,987	18,855	9,158	14,607	8,742	19,525	32,718	24,137	10,839	4,005	3,657	5,029	163,258
1975/76	3,297	17,576	13,833	6,419	10,098	6,219	30,044	13,676	5,905	7,641	4,081	5,403	124,192
1976/77	8,647	12,935	24,466	23,229	21,907	13,338	17,570	34,785	28,702	16,436	7,967	3,231	213,214
1977/78	8,776	7,089	21,886	26,199	37,007	25,298	46,863	31,018	20,826	4,851	3,655	2,478	235,947
1978/79	7,179	5,866	48,762	42,726	68,306	46,077	29,404	17,503	11,270	6,179	3,562	8,436	295,270
1979/80	28,303	24,237	18,824	23,349	22,565	26,742	17,525	30,563	13,184	6,613	3,301	2,807	218,013
1980/81	3,172	13,656	16,536	19,577	17,632	19,719	34,437	11,897	7,831	3,547	2,080	6,849	156,935
1981/82	8,397	2,711	39,688	31,393	15,809	14,039	10,744	16,265	6,852	2,014	1,597	1,525	151,034
1982/83	10,971	12,828	19,922	6,252	9,692	9,938	22,698	19,300	4,641	3,285	23,197	2,620	145,346
1983/84	1,628	4,049	19,462	12,919	25,442	18,580	29,192	69,173	18,364	3,910	2,249	1,944	206,911
1984/85	11,797	40,972	20,608	10,698	38,187	25,829	29,127	30,806	10,249	5,262	1,127	0,808	225,471
1985/86	1,058	11,868	9,069	15,026	16,598	19,953	29,240	24,481	4,707	1,486	1,265	6,185	140,936
1986/87	8,126	6,455	18,567	13,739	22,562	16,916	13,766	8,528	4,969	15,205	1,365	2,156	132,354
1987/88	15,666	12,161	14,322	29,356	16,646	13,201	62,337	41,131	38,743	9,559	3,130	3,595	259,846
1988/89	3,709	2,210	2,831	1,588	4,719	6,254	15,645	15,199	3,588	4,582	0,833	1,259	62,417
1989/90	0,697	5,293	24,410	11,614	4,986	4,724	20,017	14,257	9,542	0,783	1,730	2,047	100,101
1990/91	9,517	13,539	9,546	14,302	14,006	27,625	34,693	31,001	8,317	1,900	1,090	6,959	172,494
1991/92	8,142	20,099	4,576	3,771	4,248	28,225	23,538	15,924	32,902	7,255	9,228	4,869	162,778
1992/93	33,113	10,898	30,838	6,338	14,144	18,628	15,593	25,136	10,594	3,003	2,548	5,053	175,884
1993/94	26,741	13,661	15,227	30,469	20,798	13,157	11,751	14,492	4,481	1,479	0,962	2,186	155,405
1994/95	8,579	13,018	17,941	30,949	22,650	10,760	8,635	8,563	4,119	2,873	1,939	5,617	135,642
1995/96	1,962	11,320	50,381	30,921	21,094	16,288	19,431	15,927	8,562	5,013	2,374	1,992	185,265
1996/97	5,507	19,574	53,727	27,213	7,384	4,663	5,378	18,759	9,516	11,500	11,443	5,284	179,950
1997/98	4,991	40,199	44,219	13,509	9,273	8,973	25,541	21,930	9,346	3,875	1,911	4,575	188,343
1998/99	7,040	9,693	9,236	17,634	17,293	13,229	13,760	17,485	7,033	6,807	2,115	6,584	127,910
1999/00	17,941	14,196	25,722	8,811	8,754	9,081	27,216	16,179	6,043	2,065	1,045	2,147	139,201
2000/01	5,680	33,376	32,174	57,612	20,387	56,291	9,643	8,348	3,068	3,143	2,086	1,232	233,039
2001/02	5,903	10,670	4,291	10,210	10,283	14,430	14,646	34,470	11,791	15,377	38,511	2,598	173,181
2002/03	19,200	24,103	31,932	42,260	19,449	17,075	19,105	43,548	5,501	2,051	2,479	3,491	230,195
2003/04	27,822	21,237	20,018	34,593	19,306	17,866	20,801	33,304	8,938	2,109	1,994	3,750	211,739
2004/05	10,294	16,382	15,946	13,236	5,773	17,253	18,083	10,332	2,715	1,105	1,252	2,000	114,373
2005/06	17,034	35,109	23,387	11,094	16,075	29,095	26,620	6,633	7,139	4,363	1,967	6,046	184,561

3339. Río Glera bajo

1940/2005
(hm³)

Serie completa

	Oct	Nov	Dic	Ene	Feb	Mar	Abr	May	Jun	Jul	Ago	Sep	Total
Máximo	36,329	51,978	55,615	60,539	68,306	61,740	62,337	69,173	38,743	18,993	38,511	16,309	322,775
Mínimo	0,697	2,210	2,831	1,588	0,910	4,534	5,378	1,396	1,348	0,783	0,833	0,415	62,417
Media	10,299	15,959	22,727	20,586	20,058	21,569	22,885	21,573	10,850	4,609	4,572	4,537	180,223

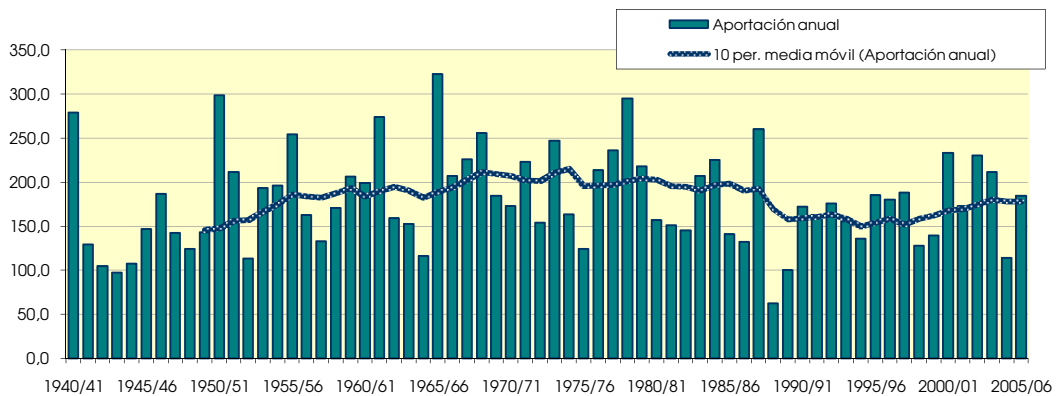
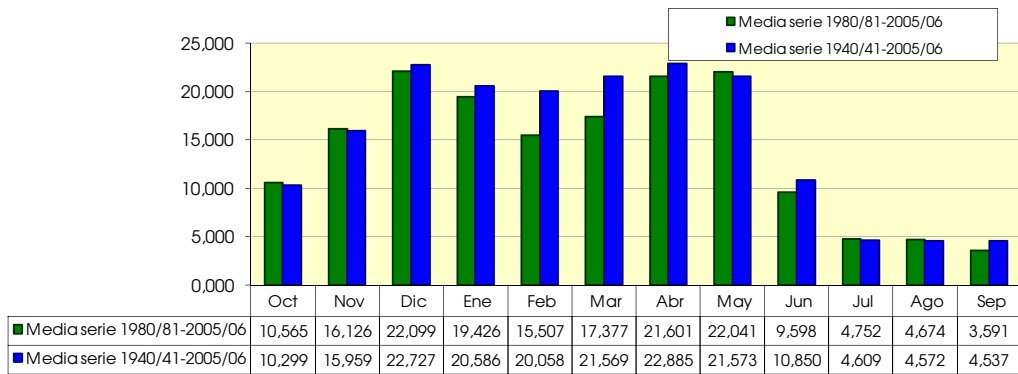
Percentil 1%	0,932	2,536	2,946	2,937	1,861	4,601	6,344	3,282	1,355	0,797	0,898	0,645	84,897
Percentil 5%	1,728	3,947	5,185	4,611	3,716	5,097	9,419	5,224	2,742	1,079	1,056	1,239	105,171
Percentil 10%	2,798	5,516	8,919	6,295	4,852	8,320	11,248	6,275	3,757	1,176	1,212	1,530	115,264
Percentil 25%	4,406	8,345	13,830	11,377	9,472	12,281	15,606	11,698	5,524	1,995	1,827	2,114	141,345
Percentil 50%	7,581	12,977	18,422	16,595	16,970	18,604	20,409	18,827	8,953	3,561	2,727	3,579	173,196
Desviación típica	8,595	11,334	14,076	13,504	14,523	13,052	10,904	13,516	7,839	3,961	5,716	3,426	54,449
Coef. variación	0,835	0,710	0,619	0,656	0,724	0,605	0,476	0,627	0,722	0,859	1,250	0,755	0,302

1980/2005
(hm³)

Serie para asignación y reserva

	Oct	Nov	Dic	Ene	Feb	Mar	Abr	May	Jun	Jul	Ago	Sep	Total
Máximo	33,113	40,972	53,727	57,612	38,187	56,291	62,337	69,173	38,743	15,377	38,511	6,959	259,846
Mínimo	0,697	2,210	2,831	1,588	4,248	4,663	5,378	6,633	2,715	0,783	0,833	0,808	62,417
Media	10,565	16,126	22,099	19,426	15,507	17,377	21,601	22,041	9,598	4,752	4,674	3,591	167,358

Percentil 1%	0,787	2,335	3,196	2,134	4,366	4,678	6,192	7,062	2,804	0,864	0,866	0,914	71,838
Percentil 5%	1,200	3,045	4,362	4,392	4,786	5,106	8,887	8,393	3,198	1,198	0,983	1,239	103,669
Percentil 10%	1,795	4,671	6,823	6,295	5,379	7,613	10,194	8,545	3,854	1,482	1,067	1,392	121,142
Percentil 25%	5,120	10,727	14,548	10,797	9,378	11,359	13,986	14,316	4,773	2,055	1,290	2,012	139,635
Percentil 50%	8,270	13,278	19,692	14,021	16,336	16,602	19,724	16,875	7,485	3,416	1,980	3,056	167,636
Desviación típica	8,593	10,772	13,574	13,279	7,750	10,429	11,496	13,968	8,447	4,018	8,359	1,966	44,597
Coef. variación	0,813	0,668	0,614	0,684	0,500	0,600	0,532	0,634	0,880	0,846	1,788	0,548	0,266



3341. Río Ea (sin Aguanal)

(hm ²)	Oct	Nov	Dic	Ene	Feb	Mar	Abr	May	Jun	Jul	Ago	Sep	Total
1940/41	0.579	0.133	0.502	0.668	1.289	0.677	1.054	6.318	2.765	0.404	0.169	0.158	14.716
1941/42	0.117	0.198	0.091	0.865	0.224	0.092	1.821	0.086	0.146	0.063	0.086	0.081	3.870
1942/43	0.087	0.042	0.068	0.125	0.087	0.033	0.061	0.027	0.026	0.025	0.021	0.104	0.707
1943/44	0.024	0.082	0.083	0.023	0.275	0.061	0.094	0.107	0.034	0.037	0.027	0.061	0.908
1944/45	0.178	0.110	0.352	1.956	0.054	0.145	0.038	0.065	0.032	0.025	0.124	0.024	3.104
1945/46	0.053	0.049	0.239	0.037	0.026	0.104	1.059	0.896	0.063	0.044	0.039	0.039	2.648
1946/47	0.044	0.030	0.634	0.197	0.648	0.977	0.048	0.221	0.041	0.032	0.036	0.077	2.985
1947/48	0.063	0.052	0.228	2.516	0.145	0.100	0.418	0.138	0.032	0.027	0.035	0.025	3.778
1948/49	0.047	0.047	0.035	0.029	0.023	0.411	0.079	0.066	0.028	0.024	0.022	1.249	2.060
1949/50	0.053	0.109	0.130	0.140	0.301	0.139	0.936	0.229	0.229	0.048	0.048	0.035	2.397
1950/51	0.095	0.046	0.432	0.594	0.461	3.247	0.790	1.009	1.136	0.142	0.136	0.108	8.194
1951/52	0.215	0.122	0.218	0.484	0.468	2.939	1.682	0.404	0.101	0.473	0.093	0.075	7.275
1952/53	0.715	0.321	0.454	1.393	5.735	0.113	1.213	0.151	0.633	0.079	0.068	0.092	10.968
1953/54	0.566	0.068	0.111	2.420	1.180	0.940	0.889	1.030	0.164	0.106	0.086	0.075	7.635
1954/55	0.061	0.117	0.057	0.615	0.752	0.230	0.106	0.107	0.114	0.073	0.045	0.056	2.335
1955/56	0.473	0.087	1.160	2.422	0.717	3.350	6.265	3.828	0.245	0.180	0.173	0.138	19.038
1956/57	0.151	0.604	0.137	0.140	0.133	0.094	0.114	0.192	0.606	0.082	0.071	0.062	2.386
1957/58	0.067	0.235	0.079	0.536	0.227	0.753	0.585	0.152	0.467	0.055	0.061	0.056	3.271
1958/59	0.041	0.150	0.432	0.172	0.047	0.728	0.103	1.007	0.117	0.051	0.051	0.405	3.303
1959/60	0.820	0.416	8.860	2.913	2.886	4.759	0.295	0.240	0.191	0.158	0.147	0.136	21.821
1960/61	1.164	0.853	7.839	5.986	0.566	0.202	2.821	1.075	0.178	0.150	0.128	0.308	21.271
1961/62	0.701	3.789	0.749	7.961	7.216	6.895	3.062	1.927	0.308	0.252	0.211	0.183	33.254
1962/63	0.177	0.146	0.377	0.886	0.394	1.758	0.346	0.091	0.587	0.077	0.066	0.138	5.045
1963/64	0.047	0.287	0.161	0.047	0.550	1.201	1.229	0.125	0.057	0.050	0.047	0.047	3.850
1964/65	0.173	0.162	0.235	1.073	0.476	1.582	0.969	0.074	0.055	0.045	0.038	0.093	4.974
1965/66	0.330	0.566	1.162	1.205	3.740	0.564	1.885	1.722	2.738	0.154	0.123	0.105	14.294
1966/67	1.009	2.805	0.644	1.275	0.322	0.642	0.446	0.472	0.089	0.064	0.051	0.052	7.872
1967/68	0.299	3.926	1.577	0.537	3.646	2.997	2.736	2.399	0.210	0.139	0.121	0.099	18.686
1968/69	0.082	0.117	0.131	0.084	0.098	0.701	5.503	0.922	0.223	0.088	0.075	0.385	8.412
1969/70	0.063	0.077	0.922	5.047	0.852	0.213	0.102	0.104	0.408	0.051	0.156	0.045	8.039
1970/71	0.091	0.058	0.200	0.805	0.204	1.215	3.898	9.050	2.132	0.448	0.160	0.139	18.400
1971/72	0.110	1.418	0.286	3.036	7.841	2.747	1.954	2.137	1.573	0.159	0.154	0.345	21.758
1972/73	0.274	0.163	0.409	0.938	2.497	0.234	0.786	1.442	0.402	0.136	0.228	0.084	7.593
1973/74	0.073	0.065	0.133	0.193	1.988	4.580	5.826	0.708	0.528	0.111	0.114	0.078	14.398
1974/75	0.810	0.539	0.078	0.589	0.244	2.162	6.265	3.750	0.781	0.135	0.129	0.180	15.662
1975/76	0.102	0.906	0.586	0.599	0.946	0.557	2.012	0.122	0.067	0.095	0.587	0.119	6.698
1976/77	0.144	0.190	1.576	0.734	0.398	0.649	0.892	4.479	4.918	1.542	0.148	0.119	15.788
1977/78	0.224	0.116	0.561	5.587	2.962	2.205	9.505	3.584	2.920	0.182	0.150	0.132	28.126
1978/79	0.140	0.259	0.291	5.704	2.949	4.316	1.763	1.370	0.219	0.116	0.090	0.267	17.484
1979/80	1.173	1.708	1.864	0.869	0.880	7.963	1.889	6.416	2.680	0.215	0.159	0.132	25.949
1980/81	0.220	0.589	1.372	1.885	1.466	0.757	6.720	0.356	0.135	0.113	0.087	0.087	13.788
1981/82	0.077	0.053	1.061	0.294	0.588	0.342	0.058	0.155	0.067	0.043	0.036	0.055	2.830
1982/83	0.252	0.778	2.242	0.073	1.313	1.588	1.676	0.239	0.071	0.092	3.536	0.098	11.956
1983/84	0.088	0.144	0.405	0.635	2.452	0.548	0.780	3.386	0.492	0.091	0.077	0.072	9.171
1984/85	0.407	2.490	0.221	1.506	0.248	2.722	1.466	2.000	0.166	0.391	0.080	0.068	11.765
1985/86	0.057	0.557	0.126	1.005	1.358	0.580	1.476	0.282	0.064	0.049	0.042	0.253	5.849
1986/87	0.046	0.040	0.263	0.957	1.774	1.200	1.016	0.067	0.068	0.082	0.041	0.039	5.593
1987/88	0.603	0.629	0.204	1.743	1.536	1.074	14.068	3.306	5.013	1.250	0.226	0.188	29.841
1988/89	0.175	0.127	0.105	0.095	0.129	0.066	1.704	0.333	0.063	0.264	0.052	0.068	3.180
1989/90	0.038	0.176	0.232	0.282	0.062	0.037	1.071	0.362	0.070	0.038	0.036	0.034	2.438
1990/91	0.105	0.220	0.889	0.936	1.757	1.808	7.298	1.187	0.120	0.096	0.079	0.399	14.893
1991/92	0.230	1.749	0.074	0.103	0.070	2.570	0.702	0.747	8.745	0.304	0.211	0.120	15.624
1992/93	5.402	0.153	1.064	0.103	1.661	0.839	2.198	2.440	1.541	0.097	0.099	0.276	15.873
1993/94	0.194	0.165	0.643	0.716	0.364	0.227	0.207	0.265	0.079	0.042	0.038	0.091	3.031
1994/95	0.376	0.350	1.595	4.007	3.978	1.493	0.382	0.428	0.089	0.135	0.064	0.062	12.960
1995/96	0.045	0.137	1.296	1.865	4.221	2.252	2.188	0.662	0.178	0.116	0.107	0.147	13.213
1996/97	0.107	0.549	4.940	6.237	0.330	0.144	0.141	1.687	0.684	0.422	0.517	0.090	15.847
1997/98	0.090	1.443	3.040	0.771	0.625	0.855	2.196	1.388	0.208	0.097	0.079	0.159	10.950
1998/99	0.289	0.227	0.126	0.646	1.515	0.430	0.464	0.590	0.070	0.146	0.054	0.091	4.649
1999/00	0.137	0.626	1.153	0.125	0.123	0.216	1.169	0.788	0.079	0.062	0.070	0.043	4.592
2000/01	0.373	1.020	0.331	4.837	0.247	5.045	0.271	0.122	0.090	0.125	0.067	0.061	12.589
2001/02	0.102	0.433	0.046	0.174	0.092	0.064	0.167	0.843	0.357	0.047	0.123	0.038	2.487
2002/03	0.283	0.286	0.645	4.428	1.932	0.460	0.517	1.781	0.109	0.089	0.078	0.101	10.708
2003/04	1.265	0.297	0.551	3.817	2.281	5.697	2.636	1.598	0.176	0.147	0.151	0.156	18.772
2004/05	0.136	0.380	0.490	0.593	1.662	0.335	1.195	0.769	0.072	0.058	0.049	0.041	5.779
2005/06	2.321	6.528	0.896	1.606	2.736	4.221	2.276	0.413	1.265	0.184	0.117	0.105	22.667

3341. Río Ea (sin Aguanal)

1940/2005
(hm³)

Serie completa

	Oct	Nov	Dic	Ene	Feb	Mar	Abr	May	Jun	Jul	Ago	Sep	Total
Máximo	5,402	6,528	8,860	7,961	7,841	7,963	14,068	9,050	8,745	1,542	3,536	1,249	33,254
Mínimo	0,024	0,030	0,035	0,023	0,023	0,033	0,038	0,027	0,026	0,024	0,021	0,024	0,707
Media	0,380	0,626	0,880	1,528	1,348	1,498	1,903	1,279	0,732	0,165	0,160	0,137	10,636

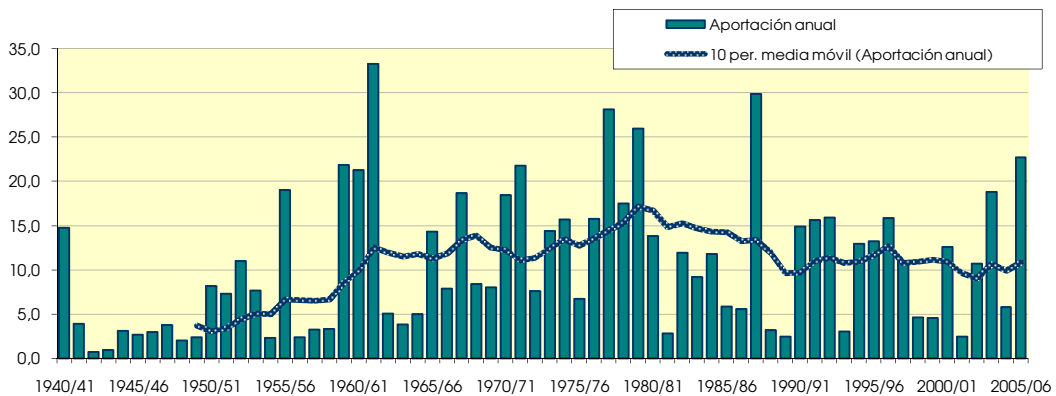
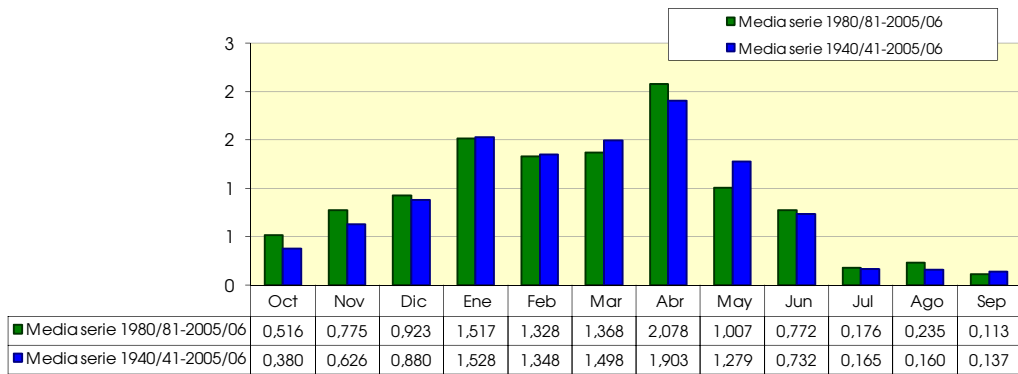
Percentil 1%	0,033	0,036	0,042	0,027	0,025	0,035	0,045	0,052	0,028	0,025	0,022	0,025	0,838
Percentil 5%	0,044	0,046	0,069	0,054	0,056	0,064	0,066	0,069	0,032	0,029	0,035	0,036	2,348
Percentil 10%	0,047	0,052	0,081	0,099	0,090	0,097	0,102	0,097	0,056	0,040	0,037	0,040	2,463
Percentil 25%	0,078	0,116	0,143	0,218	0,245	0,228	0,391	0,165	0,071	0,052	0,051	0,061	3,796
Percentil 50%	0,147	0,209	0,407	0,788	0,636	0,740	1,065	0,685	0,177	0,096	0,083	0,092	8,303
Desviación típica	0,740	1,097	1,552	1,840	1,656	1,775	2,509	1,724	1,456	0,244	0,432	0,166	7,790
Coef. variación	1,948	1,753	1,763	1,204	1,228	1,185	1,318	1,347	1,988	1,478	2,696	1,209	0,732

1980/2005
(hm³)

Serie para asignación y reserva

	Oct	Nov	Dic	Ene	Feb	Mar	Abr	May	Jun	Jul	Ago	Sep	Total
Máximo	5,402	6,528	4,940	6,237	4,221	5,697	14,068	3,386	8,745	1,250	3,536	0,399	29,841
Mínimo	0,038	0,040	0,046	0,073	0,062	0,037	0,058	0,067	0,063	0,038	0,036	0,034	2,438
Media	0,516	0,775	0,923	1,517	1,328	1,368	2,078	1,007	0,772	0,176	0,235	0,113	10,810

Percentil 1%	0,040	0,043	0,053	0,078	0,064	0,043	0,079	0,080	0,063	0,039	0,036	0,035	2,451
Percentil 5%	0,045	0,071	0,082	0,097	0,075	0,064	0,148	0,131	0,065	0,042	0,037	0,039	2,573
Percentil 10%	0,052	0,132	0,115	0,103	0,108	0,105	0,187	0,197	0,068	0,045	0,039	0,040	2,930
Percentil 25%	0,093	0,168	0,224	0,285	0,268	0,336	0,477	0,339	0,071	0,067	0,052	0,061	4,885
Percentil 50%	0,184	0,365	0,597	0,853	1,412	0,798	1,182	0,705	0,114	0,097	0,078	0,090	11,358
Desviación típica	1,105	1,305	1,090	1,708	1,158	1,551	3,017	0,940	1,910	0,242	0,680	0,086	6,812
Coef. variación	2,142	1,685	1,180	1,126	0,872	1,134	1,451	0,933	2,474	1,374	2,892	0,756	0,630



3343. Río Tirón bajo

(hm ²)	Oct	Nov	Dic	Ene	Feb	Mar	Abr	May	Jun	Jul	Ago	Sep	Total
1940/41	30,112	20,688	17,157	48,457	83,175	64,549	52,890	145,632	53,509	14,043	7,898	6,922	545,033
1941/42	2,502	16,255	4,240	27,046	7,886	30,028	66,462	14,627	28,101	2,628	12,861	6,761	219,396
1942/43	10,611	6,723	20,590	34,012	18,347	7,119	21,432	6,745	2,069	7,651	1,416	10,330	147,044
1943/44	6,221	11,463	17,180	5,169	12,312	12,206	30,226	18,763	11,230	3,362	4,786	8,343	141,260
1944/45	12,744	11,535	26,183	21,300	18,930	21,226	13,074	10,963	7,741	2,190	24,057	0,763	170,707
1945/46	5,611	9,667	39,188	6,212	5,091	16,783	73,379	70,029	6,481	2,099	4,282	1,928	240,750
1946/47	2,105	6,605	18,487	14,112	68,910	111,456	29,092	41,142	14,517	2,821	9,726	9,751	328,725
1947/48	4,505	10,813	32,740	122,338	12,909	16,242	39,857	40,391	2,967	2,796	2,825	1,381	289,765
1948/49	5,393	4,274	15,293	8,979	4,703	35,162	32,684	43,025	19,407	2,552	7,820	26,372	205,664
1949/50	3,728	15,738	21,867	15,254	39,231	14,903	35,095	48,781	8,744	3,959	3,857	3,368	214,525
1950/51	7,792	13,734	69,071	44,651	71,773	87,356	42,879	66,950	42,000	11,406	14,188	4,855	476,654
1951/52	18,962	51,177	30,387	23,826	21,130	81,801	57,916	22,197	9,058	42,101	10,550	6,004	375,110
1952/53	7,482	18,524	33,319	19,913	28,135	6,825	23,954	3,299	38,567	1,774	2,589	2,698	187,080
1953/54	37,238	4,860	22,357	32,525	33,085	41,229	25,048	59,120	18,369	6,301	9,812	4,274	294,218
1954/55	7,195	22,264	10,592	57,316	69,371	27,937	31,713	15,224	28,890	15,121	4,082	6,636	296,341
1955/56	21,500	13,654	77,403	63,658	12,268	94,113	93,346	79,467	13,083	5,076	11,266	5,274	490,109
1956/57	8,645	29,635	11,319	11,644	45,915	18,804	28,664	51,347	43,303	2,792	2,140	4,232	258,440
1957/58	5,529	12,915	16,266	29,002	43,172	43,458	23,141	15,556	24,649	5,154	7,616	3,761	230,219
1958/59	6,965	15,980	83,826	28,584	5,775	44,933	29,383	43,141	18,755	6,593	9,052	21,183	314,169
1959/60	30,685	36,136	127,923	67,160	76,723	80,471	17,142	25,911	12,450	3,563	2,586	7,227	487,980
1960/61	51,275	36,976	105,652	46,221	19,043	13,173	46,838	53,828	12,274	8,070	6,288	12,805	412,444
1961/62	22,358	95,939	55,520	111,948	88,681	99,747	66,170	45,432	20,191	5,144	3,610	6,299	621,037
1962/63	10,666	15,386	23,952	44,943	17,967	84,460	36,894	11,514	36,823	6,380	3,273	21,614	313,872
1963/64	5,527	45,695	21,271	7,173	90,545	67,131	35,587	10,987	8,172	7,109	2,636	2,830	304,661
1964/65	8,407	7,569	24,257	27,735	13,243	53,933	30,872	7,691	3,673	1,949	3,106	18,229	200,664
1965/66	23,642	62,651	96,104	77,365	135,399	33,556	83,587	33,065	36,063	6,322	3,325	2,992	594,071
1966/67	57,731	68,718	23,224	32,735	27,065	52,169	42,309	39,811	15,636	5,325	5,367	5,950	376,039
1967/68	16,959	110,150	52,425	27,344	73,939	59,377	49,515	60,367	9,430	3,873	4,586	3,049	471,015
1968/69	3,491	11,038	48,965	37,664	30,218	75,901	115,569	53,547	18,458	7,455	2,927	28,863	434,095
1969/70	6,220	19,049	43,486	127,658	40,795	20,531	23,185	22,328	21,434	2,172	8,058	4,420	339,337
1970/71	5,096	16,814	11,482	22,533	16,377	30,718	75,731	119,948	41,800	19,049	4,443	4,178	368,169
1971/72	6,987	33,451	30,850	42,135	131,924	78,002	51,903	60,802	34,833	10,265	14,379	21,353	516,884
1972/73	16,976	23,273	30,041	37,872	46,875	24,089	23,224	41,964	49,627	11,257	9,657	6,276	321,130
1973/74	11,046	12,556	42,948	44,515	41,191	84,236	80,974	50,387	27,851	15,532	14,949	9,066	435,251
1974/75	15,319	24,657	11,574	22,948	15,688	36,698	73,390	58,539	21,132	8,136	6,427	6,887	301,394
1975/76	5,697	26,574	26,467	13,172	18,566	12,086	58,438	19,775	8,434	12,639	10,272	8,067	220,188
1976/77	13,137	21,435	43,562	51,211	39,504	27,278	37,160	88,022	85,373	38,202	17,394	8,625	470,904
1977/78	14,386	11,349	40,369	71,893	97,412	63,452	123,826	80,430	55,097	10,937	7,481	5,856	582,489
1978/79	10,012	8,583	73,584	95,063	133,049	108,767	64,589	39,557	21,993	10,118	5,963	12,267	583,545
1979/80	42,383	50,775	41,272	48,154	45,573	79,908	50,398	92,961	38,966	11,700	5,979	3,928	511,997
1980/81	4,901	20,868	36,577	50,380	35,902	43,685	91,573	35,541	14,552	7,342	4,121	8,784	354,227
1981/82	9,788	4,233	62,041	49,069	28,012	26,139	20,274	26,029	12,884	5,582	4,502	3,229	251,782
1982/83	15,622	26,981	45,745	13,184	25,230	24,937	55,043	48,738	11,959	8,769	61,486	9,389	347,082
1983/84	6,201	8,431	33,483	24,168	58,509	41,402	58,277	122,081	42,133	9,624	6,728	5,485	416,522
1984/85	18,092	83,166	32,233	33,748	64,327	55,566	63,683	63,755	17,357	13,290	2,097	1,417	448,731
1985/86	1,921	18,148	12,335	24,825	37,156	34,252	54,998	40,558	7,930	2,847	2,010	7,725	244,706
1986/87	9,674	7,689	22,664	23,808	45,744	34,181	37,823	13,778	8,563	18,600	2,813	3,026	228,363
1987/88	21,378	18,886	26,195	54,248	49,143	26,241	206,935	92,942	68,929	21,081	6,234	6,093	598,307
1988/89	5,814	3,866	4,452	2,967	6,859	9,799	30,030	28,057	7,653	7,662	1,595	2,085	110,839
1989/90	1,409	6,822	40,916	23,112	8,504	9,578	39,172	34,412	19,059	2,150	2,507	2,626	190,267
1990/91	12,054	19,851	20,724	31,168	37,581	62,763	92,912	59,006	14,968	4,743	2,621	9,006	367,396
1991/92	11,074	30,850	8,841	4,767	9,332	57,560	53,464	29,165	94,943	22,125	13,128	6,986	342,235
1992/93	64,675	20,688	52,126	12,840	30,843	39,464	38,569	56,652	35,326	9,753	6,316	10,385	377,638
1993/94	42,845	24,428	29,176	60,524	41,188	26,109	19,741	27,424	9,555	2,861	2,109	3,416	289,376
1994/95	11,753	21,024	28,469	64,554	51,113	25,065	15,367	17,636	6,859	4,570	3,348	8,057	257,814
1995/96	2,460	17,060	90,410	71,430	53,423	43,678	48,797	32,238	13,099	8,965	5,463	3,797	390,822
1996/97	7,850	31,603	139,098	78,634	21,044	10,631	11,409	44,222	31,479	21,803	20,061	8,019	425,851
1997/98	7,942	85,844	86,876	26,017	17,096	16,626	48,980	42,029	14,743	5,357	2,365	5,939	359,814
1998/99	10,758	13,796	13,735	27,319	32,293	27,248	26,463	31,643	10,933	11,039	3,933	8,768	217,929
1999/00	25,408	23,036	45,460	17,346	14,537	14,708	56,239	29,623	10,841	3,956	2,089	2,774	246,019
2000/01	7,270	46,953	51,886	119,538	46,534	134,725	21,348	16,409	5,089	4,327	2,748	1,720	458,547
2001/02	6,808	14,333	5,347	14,572	14,512	23,557	27,067	64,762	23,984	17,855	41,873	3,468	258,137
2002/03	33,325	40,558	62,470	97,280	46,929	35,497	43,730	96,764	14,031	6,619	4,922	6,410	488,533
2003/04	45,544	35,265	32,911	67,823	37,213	48,332	43,220	66,417	18,531	4,235	3,264	5,129	407,884
2004/05	11,993	23,139	23,934	20,509	12,848	31,227	35,425	19,774	4,531	1,977	1,868	2,522	189,749
2005/06	29,600	81,665	43,846	27,834	38,466	76,121	66,278	19,774	19,301	9,959	5,654	9,337	427,836

3343. Río Tirón bajo

1940/2005
(hm³)

Serie completa

	Oct	Nov	Dic	Ene	Feb	Mar	Abr	May	Jun	Jul	Ago	Sep	Total
Máximo	64,675	110,150	139,098	127,658	135,399	134,725	206,935	145,632	94,943	42,101	61,486	28,863	621,037
Mínimo	1,409	3,866	4,240	2,967	4,703	6,825	11,409	3,299	2,069	1,774	1,416	0,763	110,839
Media	15,288	26,734	39,308	41,108	40,397	44,559	49,157	45,041	22,885	8,829	7,718	7,291	348,315

Percentil 1%	1,742	4,105	4,378	4,137	4,956	7,016	12,491	5,539	2,653	1,888	1,532	1,165	130,613
Percentil 5%	2,471	5,296	9,279	6,452	7,116	10,007	17,792	10,969	4,670	2,112	2,030	1,772	174,800
Percentil 10%	4,116	7,195	11,528	12,242	10,800	12,689	21,390	14,203	7,256	2,371	2,124	2,574	195,465
Percentil 25%	6,206	11,790	20,860	21,608	17,314	23,690	29,165	22,230	9,877	3,894	2,851	3,429	245,034
Percentil 50%	10,311	19,450	31,542	31,846	36,529	35,329	42,594	40,850	17,863	6,606	4,854	6,049	340,786
Desviación típica	14,096	23,323	28,682	29,925	30,751	29,518	31,141	29,490	18,734	7,677	9,276	5,782	126,894
Coef. variación	0,922	0,872	0,730	0,728	0,761	0,662	0,634	0,655	0,819	0,870	1,202	0,793	0,364

1980/2005
(hm³)

Serie para asignación y reserva

	Oct	Nov	Dic	Ene	Feb	Mar	Abr	May	Jun	Jul	Ago	Sep	Total
Máximo	64,675	85,844	139,098	119,538	64,327	134,725	206,935	122,081	94,943	22,125	61,486	10,385	598,307
Mínimo	1,409	3,866	4,452	2,967	6,859	9,578	11,409	13,778	4,531	1,977	1,595	1,417	110,839
Media	16,391	28,045	40,460	40,064	33,244	37,657	50,262	44,593	20,740	9,119	8,302	5,600	334,477

Percentil 1%	1,537	3,958	4,676	3,417	7,270	9,633	12,398	14,436	4,670	2,021	1,663	1,493	130,566
Percentil 5%	2,056	4,880	6,220	6,786	8,711	10,007	16,460	16,716	5,531	2,325	1,904	1,812	189,878
Percentil 10%	3,680	7,255	10,588	13,012	11,090	12,670	20,008	18,705	7,256	2,854	2,049	2,304	204,098
Percentil 25%	6,924	15,015	22,981	21,160	18,083	24,969	27,808	27,582	9,877	4,388	2,400	3,077	247,460
Percentil 50%	10,916	20,946	33,197	27,577	36,529	32,704	43,475	34,976	14,292	7,502	3,641	5,712	350,654
Desviación típica	15,434	22,996	29,891	29,352	16,439	25,931	38,106	27,049	20,493	6,298	13,651	2,818	111,608
Coef. variación	0,942	0,820	0,739	0,733	0,494	0,689	0,758	0,607	0,988	0,691	1,644	0,503	0,334

